

Quickest Change Detection for Multiple Data Streams Using the James-Stein Estimator

Topi Halme, *Student Member, IEEE*, Venugopal V. Veeravalli, *Fellow, IEEE* and
Visa Koivunen, *Fellow, IEEE*

Abstract

The problem of quickest change detection is studied in the context of detecting an arbitrary unknown mean-shift in multiple independent Gaussian data streams. The James-Stein estimator is used in constructing detection schemes that exhibit strong detection performance both asymptotically and non-asymptotically. First, a James-Stein-based extension of the recently developed windowed CuSum test is introduced. Our results indicate that the proposed scheme constitutes a uniform improvement over its typical maximum likelihood variant. That is, the proposed James-Stein version achieves a smaller detection delay simultaneously for all possible post-change parameter values and every false alarm rate constraint, as long as the number of parallel data streams is greater than three. Additionally, an alternative detection procedure that utilizes the James-Stein estimator is shown to have asymptotic detection delay properties that compare favorably to existing tests. The second-order term of the asymptotic average detection delay is reduced in a predefined low-dimensional subspace of the parameter space, while second-order asymptotic minimaxity is preserved. The results are verified in simulations, where the proposed schemes are shown to achieve smaller detection delays compared to existing alternatives, especially when the number of data streams is large.

Index Terms

Sequential change detection, James-Stein estimator, shrinkage estimation, average detection delay

I. INTRODUCTION

The detection of changes in the underlying statistical properties of online data streams is an important task in a variety of domains ranging from sensor networks, wireless communications,

T. Halme and V. Koivunen are with the Department of Information and Communications Engineering, Aalto University, Espoo, Finland. (e-mail: {topi.halme, visa.koivunen}@aalto.fi). V.V. Veeravalli is with the Department of Electrical and Computer Engineering, University of Illinois at Urbana-Champaign, Urbana, IL, 61820 USA. (e-mail: vvv@illinois.edu). V.V. Veeravalli was supported in part by a Fulbright-Nokia Distinguished Chair in Information and Communication Technologies during his visit to Aalto University in Fall 2023 when this work was initiated.

radar and the Internet of Things (IoT) to e.g. biosurveillance and medical image processing. In the quickest change detection (QCD) problem, a sequence of observations undergoes a change in its distribution at an unknown time. The objective of the observer is to detect the change with minimal delay, subject to constraints on the prevalence of false alarms. For general references on quickest change detection, we refer to [1]–[4].

In this paper, we focus on a setting where the change simultaneously affects a large number of data streams with unknown, possibly differing, magnitudes under Gaussian noise. Such a formulation arises naturally when, e.g., a distributed sensor network with K sensors is used to monitor events that vary in time and space. The intensity of the event or disruption observed by a particular sensor may be related to its spatial proximity or its overall sensing capability, which can vary from sensor to sensor. Mathematically, this model corresponds to detecting an arbitrary shift in the mean vector θ of a K -dimensional multivariate Gaussian distribution.

In change detection with unknown post-change parameters, common procedures can generally be divided into three main categories: generalized likelihood ratio (GLR) based [5], [6], mixture approaches [1, sec. 8.3.], and adaptive estimates based [7]–[10]. Particularly common is a GLR extension of the CuSum procedure, originally introduced in [5]. The GLR-CuSum and its computationally simpler windowed version [6] are asymptotically first-order optimum under very general conditions (including non-Gaussian models) as the average run length (ARL) to false alarm γ tends to infinity. Recently, a window-limited adaptive CuSum (WL-CuSum) test [10] was developed as an alternative to the GLR-CuSum test. The WL-CuSum test possesses similar first-order optimality properties as the windowed GLR-CuSum test, while being less demanding computationally [10].

While the GLR and WL-CuSum tests are first-order asymptotically optimal for any fixed dimension K , the higher-order terms of the asymptotic average detection delay are heavily influenced by K . In exponential families, the second-order term of the asymptotic average delay (on the order of $\log \log \gamma$) of GLR-CuSum increases linearly in K [1, pp. 428]. In this paper, we show that the effect of the dimension on the detection delay can be reduced by estimating the unknown parameter with shrinkage estimators [11], [12]. In particular, we propose using the James-Stein estimator [13] in place of the standard maximum likelihood estimator in existing adaptive change detection tests. The James-Stein estimator dominates the maximum likelihood estimator in terms of mean square error (MSE) when estimating the mean of a multivariate Gaussian distribution when $K \geq 3$. This paper shows that this property can be exploited to

significantly improve adaptive change detection tests such as those presented in [8] and [10] in Gaussian data models.

Although the James-Stein estimator has been widely recognized and studied in the mathematical statistics community, there are only very few direct applications of it in statistical signal processing and related fields. It has been utilized for tracking the state of noisy dynamical systems [14], [15], for improved estimation of the entropy of categorical random variables [16], and for image denoising [17], [18]. We are not aware of any previous applications of the James-Stein estimator to sequential change detection.

In the context of change detection, general shrinkage estimation has been previously considered in [19]. It was shown that linear and hard-thresholding shrinkage estimators can be used to reduce the second-order detection delay term in Gaussian data models. This may lead to a smaller delay for moderate ARL when K is sufficiently large. However, the gains obtained by the shrinkage estimators considered in [19] come at the cost of sacrificing first-order asymptotic optimality. In contrast, we show that utilizing the James-Stein estimator can reduce the second-order delay term in a predefined low-dimensional subspace of the post-change parameter space while simultaneously maintaining second-order asymptotic minimaxity, a condition that is stronger than first-order optimality.

There exists a considerable body of literature operating under the assumption that the change affects only a portion of the data streams, i.e. θ has a small number of non-zero components. The case where the change is observed by only one sensor was studied in [20], [21], see also [1, Ch. 9]. Methods for the setting where the change affects an unknown arbitrary set of streams were proposed and analyzed in [22], [23] under the assumption that the pre- and post-change distributions are completely specified, and in [24], [25] under post-change parametric uncertainty. The test proposed in [24] is a mixture procedure in which each stream is hypothesized to be affected with a pre-specified probability p . If $p = 1$, implying that all streams are expected to be affected, the procedure reduces to the GLR test. The procedures we propose in this paper can also be used for detecting such sparse changes. The procedures are not, however, designed specifically with the detection of sparse changes as the objective. In fact, the James-Stein estimator is known to be most effective when the estimated vector is not too sparse [11], and therefore we expect our proposed tests to be most useful when the proportion of affected data streams is reasonably large.

The main contributions of the paper are summarized below:

- 1) We propose using the James-Stein shrinkage estimator for quickest change detection in multiple data streams.
- 2) We show that deploying the positive-part James-Stein estimator in place of the maximum likelihood estimator in the WL-CuSum test can significantly reduce expected detection delay in the detection of a Gaussian mean-shift. Our analytical results indicate that the improvement is uniform and non-asymptotic, i.e. it is achieved for every post-change parameter θ and any ARL requirement γ as long as $K \geq 4$. Particularly for large K the improvement can be very significant. The JS-estimator is easy to compute from the sufficient statistic (which in the considered setting is equal to the MLE), and hence extra computation required for the James-Stein based test is negligible.
- 3) If computational efficiency is not paramount, we show that extending the SRRS test of [8] with the James-Stein estimator yields a test that is second-order asymptotically minimax and superior compared to existing procedures such as the GLR-CuSum. The second-order detection delay term of the proposed JS-SRRS test is shown to be independent of K in a prespecified lower dimensional subspace of the parameter space. For parameter values outside this subspace, the first and second-order terms of the detection delay match those of common alternatives. Additionally, we highlight a connection between the improvement of the second-order term and the superefficiency of the James-Stein estimator.
- 4) Overall, the analytical results and the simulation experiments verifying them suggest that in the considered setting the proposed JS-SRRS and JS-WL-CuSum are uniform improvements over their maximum likelihood counterparts. They also perform favorably in comparison to GLR-CuSum when K is moderate to large in simulations.

The rest of this paper is structured as follows. In Section II, we formulate the problem, and provide background on related existing change detection procedures. The James-Stein estimator and its properties are also introduced. In Section III, we propose and analyze the JS-WL-CuSum and JS-SRRS change detection tests. In Section IV, we present simulation experiments that demonstrate the utility of the proposed tests. In Section V, we provide some concluding remarks.

Notation. For time steps m and n , $m < n$, we use \mathbf{X}_m^n to denote the set of variables $\{\mathbf{X}_m, \dots, \mathbf{X}_n\}$. The value of an estimator $\hat{\theta}$ applied to \mathbf{X}_m^{n-1} is denoted by $\hat{\theta}_{m,n}$, meaning that $\hat{\theta}_{m,n} := \hat{\theta}(\mathbf{X}_m^{n-1})$.

II. PRELIMINARIES

A. Problem formulation

Let $\{\mathbf{X}_n\}$ be a sequence of sequentially observed multivariate Gaussian random variables with dimension $K \geq 3$. Suppose there exists a deterministic and unknown change-point ν such that

$$\mathbf{X}_n \stackrel{\text{i.i.d}}{\sim} \begin{cases} \mathcal{N}(\boldsymbol{\theta}_0, \sigma^2 \mathbf{I}), & n = 1, 2, \dots, \nu - 1 \\ \mathcal{N}(\boldsymbol{\theta}, \sigma^2 \mathbf{I}), & n = \nu, \nu + 1, \dots \end{cases} \quad (1)$$

i.e. a mean shift from $\boldsymbol{\theta}_0$ to $\boldsymbol{\theta}$ occurs at time ν for some $\boldsymbol{\theta} \in \Theta \subseteq \mathbb{R}^K \setminus \{\boldsymbol{\theta}_0\}$. Assume that $\boldsymbol{\theta}_0$ and σ^2 are known, or can e.g. be estimated from pre-existing training data sufficiently well to justify the assumption. We can then set $\boldsymbol{\theta}_0 = \mathbf{0}$ and $\sigma^2 = 1$ without loss of generality by considering the normalized variables $(\mathbf{X}_n - \boldsymbol{\theta}_0)/\sigma$. The setup can be thought of as observing K independent data streams that undergo a change in mean at a common time ν . In general, it is only assumed that $\boldsymbol{\theta} \neq \mathbf{0}$, i.e. the change can affect an arbitrary subset of the streams, and the magnitude of the change may be different for each stream. For practical use, it may be reasonable to restrict the set Θ to include only practically meaningful changes, by e.g. setting $\Theta = \{\boldsymbol{\theta} : \|\boldsymbol{\theta}\| > \vartheta\}$ for some barrier value $\vartheta \geq 0$.

We denote the filtration generated by the observation sequence by $\{\mathcal{F}_n\}$, i.e. $\mathcal{F}_n = \sigma(\mathbf{X}_1, \dots, \mathbf{X}_n)$. The probability measure when the change to $\boldsymbol{\theta}$ occurs at time ν is denoted by \mathbb{P}_ν^θ , and \mathbb{E}_ν^θ denotes the corresponding expectation. If a change never occurs, the probability measure and expectation are denoted by \mathbb{P}_∞ and \mathbb{E}_∞ , respectively. The general goal is to detect the change as quickly as possible while controlling the rate of false alarms. Mathematically, a sequential change detection procedure is a stopping time T adapted to $\{\mathcal{F}_n\}$, meaning that $\{T = n\} \in \mathcal{F}_n$.

False Alarm Criterion. The rate of false alarms for a procedure T is quantified by the average run length (ARL) to false alarm in the pre-change regime. The family of tests with ARL at least γ is denoted by \mathcal{C}_γ , i.e.

$$\mathcal{C}_\gamma := \{T : \mathbb{E}_\infty(T) \geq \gamma\}. \quad (2)$$

Delay Criterion. As is standard, the detection delay is measured in the "worst worst-case" as defined by Lorden [5]. For any $\boldsymbol{\theta} \in \Theta$

$$\mathcal{D}^\theta(T) := \sup_{\nu \geq 1} \text{ess sup } \mathbb{E}_\nu^\theta((T - \nu + 1)^+ | \mathcal{F}_{\nu-1}), \quad (3)$$

with the worst-case being considered over both all possible change-points ν and pre-change observations.

We write $f(\cdot, \boldsymbol{\theta})$ for the density function of a $\mathcal{N}(\boldsymbol{\theta}, \mathbf{I})$ random variable. For any $\boldsymbol{\theta} \in \Theta$, the log-likelihood ratio between the hypotheses $H_1^\boldsymbol{\theta} : \{\nu = t, \boldsymbol{\theta} = \boldsymbol{\theta}\}$ and $H_0 : \{\nu > n\}$ at time n is denoted by $\Lambda_{t,n}^\boldsymbol{\theta}$, i.e.

$$\Lambda_{t,n}^\boldsymbol{\theta} := \sum_{m=t}^n \log \frac{f(\mathbf{X}_m, \boldsymbol{\theta})}{f(\mathbf{X}_m, \mathbf{0})} = \sum_{m=t}^n \left(\boldsymbol{\theta}^\top \mathbf{X}_m - \frac{1}{2} \|\boldsymbol{\theta}\|^2 \right). \quad (4)$$

Finally, the Kullback-Leibler divergence between $f(\cdot, \boldsymbol{\theta})$ and $f(\cdot, \mathbf{0})$ is denoted by $l(\boldsymbol{\theta})$, that is

$$l(\boldsymbol{\theta}) := \mathbb{E}_1^\boldsymbol{\theta} [\Lambda_{1,1}^\boldsymbol{\theta}] = \frac{\|\boldsymbol{\theta}\|^2}{2}. \quad (5)$$

B. A review of existing procedures

If the post-change parameter vector $\boldsymbol{\theta}$ is known, it is well known [26] that the following CuSum test T_b^C

$$T_b^C := \inf \left\{ n : \max_{1 \leq t \leq n} \Lambda_{t,n}^\boldsymbol{\theta} > b \right\}, \quad (6)$$

exactly minimizes $\mathcal{D}_\boldsymbol{\theta}(T)$ in the class $T \in \mathcal{C}_\gamma$ if the stopping threshold b is chosen such that $\mathbb{E}_\infty(T_b^C) = \gamma$. The CuSum statistic $W_n := \max_{1 \leq t \leq n} \Lambda_{t,n}^\boldsymbol{\theta}$ in (6) can be updated via the recursion

$$W_n = W_{n-1}^+ + \log \frac{f(\mathbf{X}_n, \boldsymbol{\theta})}{f(\mathbf{X}_n, \mathbf{0})} \quad (7)$$

where $z^+ = \max(0, z)$ and $W_0 = 0$. As $\gamma \rightarrow \infty$, the CuSum test with $b = \log \gamma$ satisfies $T_b^C \in \mathcal{C}_\gamma$ and [27, Lemma 1]

$$\mathcal{D}^\boldsymbol{\theta}(T_b^C) = \frac{\log \gamma}{l(\boldsymbol{\theta})} + O(1), \quad (8)$$

where $O(1)$ denotes a constant that does not depend on γ . We note that the expression in (8), as well as other results highlighted in this subsection are not just for the Gaussian mean-shift model, but apply to more general probability models as well. In the considered Gaussian case it is possible to find accurate approximations for the constant terms for some tests (see e.g. [1], [28]), though we do not consider them in this paper.

When the post-change parameters are not known, a natural approach that is popular in the literature is a generalized likelihood ratio based double maximization procedure [6], [28]

$$T_b^G := \inf \left\{ n : \max_{1 \leq t \leq n} \sup_{\boldsymbol{\theta} \in \Theta} \Lambda_{t,n}^\boldsymbol{\theta} > b \right\} \quad (9)$$

$$= \inf \left\{ n : \max_{1 \leq t \leq n} \sum_{m=t}^n \left((\bar{\mathbf{X}}_t^n)^\top \mathbf{X}_m - \frac{1}{2} \|\bar{\mathbf{X}}_t^n\|^2 \right) > b \right\}, \quad (10)$$

where $\bar{\mathbf{X}}_t^n \in \mathbb{R}^K$ is the sample mean of $\{\mathbf{X}_t, \dots, \mathbf{X}_n\}$. Unlike the CuSum test, the test statistic in (10) cannot be updated recursively. As $\gamma \rightarrow \infty$, the detection delay of the GLR test with a properly chosen threshold grows as [1, sec. 8.3.]

$$\mathcal{D}^\theta (T_b^G) = \frac{\log \gamma}{l(\boldsymbol{\theta})} + \frac{K \log \log \gamma}{2l(\boldsymbol{\theta})} + O(1), \quad (11)$$

for all $\boldsymbol{\theta} \in \Theta$. Since the first-order term in (11) matches the first-order term of the optimal CuSum delay (8), the GLR test is said to be asymptotically first-order optimal for all $\boldsymbol{\theta}$. However, there is a price paid for the parametric uncertainty that manifests as the additional $\log \log \gamma$ term. In fact, an information lower bound from [29] shows that the factor $K/(2l(\boldsymbol{\theta}))$ is unavoidable for the second-order term in the following minimax sense:

Lemma 1 (Information lower bound). *Let Θ satisfy sufficient continuity conditions as detailed in [29, Thm. 1]. Then, as $\gamma \rightarrow \infty$*

$$\inf_{T \in \mathcal{C}_\gamma} \sup_{\boldsymbol{\theta} \in \Theta} l(\boldsymbol{\theta}) \mathcal{D}^\theta (T) \geq \log \gamma + \frac{K \log \log \gamma}{2} + O(1). \quad (12)$$

We say that a change-detection test is second-order asymptotically minimax [1] if it achieves the lower bound (12) up to the $O(1)$ term.

A consequence of the double maximization in (9) is that the test statistic of the GLR test is not a proper likelihood ratio (crucially $\mathbb{E}_\infty(\sup_{\boldsymbol{\theta}} f(\mathbf{X}_n, \boldsymbol{\theta})/f_0(\mathbf{X}_n)) \neq 1$). An alternative approach, which preserves the likelihood ratio property, is to evaluate the likelihood ratio of the n th sample with respect to an estimator $\hat{\boldsymbol{\theta}}$ of $\boldsymbol{\theta}$ which does not depend on \mathbf{X}_n . This idea was first proposed in the context of sequential hypothesis testing by Robbins and Siegmund [30], [31], and adopted to change detection by Lorden and Pollak [8]. Concretely, the Shiryaev-Roberts-Robbins-Siegmund (SRRS) test T_b^S is given by

$$\hat{\Lambda}_{t,n} := \sum_{m=t}^n \log \frac{f(\mathbf{X}_m, \hat{\boldsymbol{\theta}}_{t,m})}{f(\mathbf{X}_m)} = \sum_{m=t}^n \left((\hat{\boldsymbol{\theta}}_{t,m})^\top \mathbf{X}_m - \frac{1}{2} \|\hat{\boldsymbol{\theta}}_{t,m}\|^2 \right) \quad (13)$$

$$T_b^S = \inf \left\{ n : \sum_{t=1}^n e^{\hat{\Lambda}_{t,n}} > e^b \right\}. \quad (14)$$

where $\hat{\boldsymbol{\theta}}_{t,m} = \hat{\boldsymbol{\theta}}(\mathbf{X}_t, \dots, \mathbf{X}_{m-1})$ is an estimate of $\boldsymbol{\theta}$ based on $\{\mathbf{X}_t, \dots, \mathbf{X}_{m-1}\}$, and $\hat{\boldsymbol{\theta}}_{t,t} = \mathbf{0}$. As the estimator $\hat{\boldsymbol{\theta}}$, Lorden and Pollak [8] consider method of moments and maximum likelihood estimators in exponential families, and show that the asymptotic performance of the SRRS

test depends on the asymptotic efficiency of the used estimator. If $\hat{\boldsymbol{\theta}}$ is the ML-estimator, i.e. $\hat{\boldsymbol{\theta}}_{t,m} = \bar{\mathbf{X}}_{t,m-1}$, then as $\gamma \rightarrow \infty$ [8], [31]

$$\mathcal{D}^{\boldsymbol{\theta}}(T_b^S) = \frac{\log \gamma}{l(\boldsymbol{\theta})} + \frac{K \log \log \gamma}{2l(\boldsymbol{\theta})} + O(1), \quad (15)$$

which differs from the asymptotic ADD of the GLR test in (11) by at most a constant for all $\boldsymbol{\theta}$. Therefore, the SRRS test with the ML-estimator is also second-order asymptotically minimax. In [19] it is shown that for large K it is possible to improve the SRRS test for moderate ARL levels by replacing the MLE with a linear shrinkage estimator of the form $\hat{\boldsymbol{\theta}}_{t,m} = a\bar{\mathbf{X}}_t^{m-1}$, where $0 < a < 1$. However, the test obtained via linear shrinkage is not first-order asymptotically optimal, and the values of a which yield an improvement depend on the unknown $\boldsymbol{\theta}$, which might make choosing a difficult in practical use.

As in the GLR test, the number of computations required for updating the SRRS test statistic increases with n , which leads to a high computational burden if the test is run for a long time. As a solution, [10] suggests using a sliding window of size w for parameter estimation, and employing a CuSum-like test given by

$$S_n := S_{n-1}^+ + \log \frac{f(\mathbf{X}_n, \hat{\boldsymbol{\theta}}_{n-w,n})}{f(\mathbf{X}_n, \mathbf{0})} \quad (16)$$

$$T_b^{\text{WL}} := \inf\{n > w : S_n > b\} \quad (17)$$

with $S_0 = 0$. Due to the simple recursive form for S_n , the WL-CuSum test is easy to compute, especially if the estimator sequence $\{\hat{\boldsymbol{\theta}}_{1,w+1}, \hat{\boldsymbol{\theta}}_{2,w+2}, \dots\}$ also admits a recursion. The theory developed in [10] is generally agnostic to any specific estimator, only requiring that the estimator be consistent. It is shown that for large γ , if $w \rightarrow \infty$ such that $w = o(\log \gamma)$

$$\mathcal{D}^{\boldsymbol{\theta}}(T_b^{\text{WL}}) = \frac{\log \gamma}{l(\boldsymbol{\theta})} + O\left(\sqrt{\log \gamma}\right), \quad (18)$$

implying that the WL-CuSum test is asymptotically first-order optimal. However the tradeoff for the reduced computation is a worse asymptotic second-order term in comparison to the SRRS and GLR procedures.

C. The James-Stein Estimator

Let $\mathbf{X} \sim \mathcal{N}(\boldsymbol{\theta}, \tau^2 \mathbf{I})$, with τ^2 known and $\boldsymbol{\theta} \in \mathbb{R}^K$ unknown. A remarkable result due to James and Stein [13] is that when $K \geq 3$, the maximum likelihood estimator $\hat{\boldsymbol{\theta}}^{\text{ML}}(\mathbf{X}) = \mathbf{X}$ is

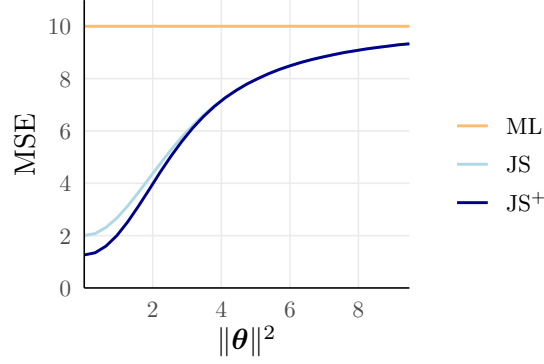


Fig. 1. Mean square errors of the maximum likelihood, James-Stein, and positive-part James-Stein estimators (with shrinkage towards $\mathbf{0}$) when $K = 10$.

inadmissible for the estimation of θ under mean squared error loss. That is, there exists another estimator $\hat{\theta}$ such that $\text{MSE}_\theta(\hat{\theta}) \leq \text{MSE}_\theta(\hat{\theta}^{\text{ML}})$ for all θ where

$$\text{MSE}_\theta(\hat{\theta}) := \mathbb{E}^\theta \|\theta - \hat{\theta}\|^2, \quad (19)$$

with the inequality being strict for at least one θ . James and Stein showed that the estimator

$$\hat{\theta}^{\text{JS}}(\mathbf{X}) := \left(1 - \frac{(K-2)\tau^2}{\|\mathbf{X} - \mu\|^2}\right) (\mathbf{X} - \mu) + \mu \quad (20)$$

for any $\mu \in \mathbb{R}^K$ achieves strictly smaller MSE for all θ than the maximum likelihood estimator, see Fig. 1. The mean squared error of the James-Stein estimator is equal to (e.g. [32, pp. 274])

$$\text{MSE}_\theta(\hat{\theta}^{\text{JS}}) = K\tau^2 - (K-2)^2\tau^4 \mathbb{E}^\theta \left(\frac{1}{\|\mathbf{X} - \mu\|^2} \right), \quad (21)$$

where the first term equals the MSE of the ML-estimator and the second term is always negative. Intuitively, the JS-estimator shrinks each component of \mathbf{X} towards μ by a factor that depends on $\|\mathbf{X} - \mu\|$. As seen from (21), the MSE of the JS-estimator is the smallest when μ is close to θ . While the JS-estimator dominates the maximum likelihood estimator, it is itself inadmissible, as it can be uniformly improved by constraining the shrinkage factor to be non-negative. This modification results in the positive-part James-Stein estimator $\hat{\theta}_+^{\text{JS}}$

$$\hat{\theta}_+^{\text{JS}}(\mathbf{X}) := \left(1 - \frac{(K-2)\tau^2}{\|\mathbf{X} - \mu\|^2}\right)^+ (\mathbf{X} - \mu) + \mu, \quad (22)$$

for which $\text{MSE}_\theta(\hat{\theta}_+^{\text{JS}}) < \text{MSE}_\theta(\hat{\theta}^{\text{JS}})$ for all θ . It is noteworthy that even $\hat{\theta}_+^{\text{JS}}$ is inadmissible, as it is not smooth enough to be an admissible estimator. However, as described in e.g. [33], substantial improvements over $\hat{\theta}_+^{\text{JS}}$ do not seem to exist. If multiple i.i.d. samples $\mathbf{X}_1, \dots, \mathbf{X}_w$

are available, the sample mean $\bar{\mathbf{X}}_1^w \sim \mathcal{N}(\boldsymbol{\theta}, (\tau^2/w)\mathbf{I})$ is a sufficient statistic for $\boldsymbol{\theta}$ and the James-Stein estimator in (20) can be applied directly to $\bar{\mathbf{X}}_1^w$.

Remark 1. The James-Stein estimator achieves the largest reduction in MSE when the chosen shrinkage direction $\boldsymbol{\mu}$ is close to the true parameter $\boldsymbol{\theta}$. If the two coincide, $\text{MSE}_\mu(\hat{\boldsymbol{\theta}}^{\text{JS}}) = 2\tau^2$, i.e. the MSE is completely independent of the dimension K .

Remark 2. The shrinkage direction can be chosen adaptively based on the data. For example, if there is reason to expect that the components of $\boldsymbol{\theta}$ are likely to have similar values, a reasonable shrinkage direction might be the global mean $\mathbf{m} = (1/K)\mathbf{1}^\top \mathbf{X}$. Then, the estimator

$$\hat{\boldsymbol{\theta}}_m^{\text{JS}}(\mathbf{X}) = \left(1 - \frac{\tau^2(K-3)}{\|\mathbf{X} - \mathbf{m}\|^2}\right) (\mathbf{X} - \mathbf{m}) + \mathbf{m} \quad (23)$$

dominates the MLE if $K \geq 4$. Moreover, if $\boldsymbol{\theta} = \theta\mathbf{1}$ for any $\theta \in \mathbb{R}$, then $\mathbb{E}^\theta \|\boldsymbol{\theta} - \hat{\boldsymbol{\theta}}_m^{\text{JS}}\|^2 = 3\tau^2$ [32]. More generally, the shrinkage can be made toward any linear subspace $\mathbb{V} \subset \mathbb{R}^K$ [12], [34], [35]. If $P_{\mathbb{V}}(\mathbf{X})$ denotes the projection of \mathbf{X} onto \mathbb{V} , a James-Stein estimator shrinking toward \mathbb{V} is defined as

$$\hat{\boldsymbol{\theta}}_{\mathbb{V}}^{\text{JS}}(\mathbf{X}) := \left(1 - \frac{\tau^2(K-d-2)}{\|\mathbf{X} - P_{\mathbb{V}}(\mathbf{X})\|^2}\right) (\mathbf{X} - P_{\mathbb{V}}(\mathbf{X})) + P_{\mathbb{V}}(\mathbf{X}), \quad (24)$$

where d is the dimension of \mathbb{V} . For instance, if one expects that $\boldsymbol{\theta} \approx \mathbf{Z}\boldsymbol{\beta}$ for some known full-rank matrix $\mathbf{Z} \in \mathbb{R}^{K \times d}$ and unknown $\boldsymbol{\beta} \in \mathbb{R}^d$, then $\mathbb{V} = \{\boldsymbol{\theta} : \boldsymbol{\theta} = \mathbf{Z}\boldsymbol{\beta}\}$ and $P_{\mathbb{V}}(\mathbf{X}) = \mathbf{Z}(\mathbf{Z}^\top \mathbf{Z})^{-1} \mathbf{Z}^\top \mathbf{X}$. The estimator in (24) dominates the MLE as long as $d < K - 2$, and its MSE is given by [12, pp. 52]

$$\text{MSE}_\theta(\hat{\boldsymbol{\theta}}_{\mathbb{V}}^{\text{JS}}) = K\tau^2 - (K-d-2)^2 \mathbb{E}^\theta \left[\frac{1}{\|\mathbf{X} - P_{\mathbb{V}}(\mathbf{X})\|^2} \right]. \quad (25)$$

In the case that $\boldsymbol{\theta} \in \mathbb{V}$, the MSE reduces to [12], [35]

$$\text{MSE}_\theta(\hat{\boldsymbol{\theta}}_{\mathbb{V}}^{\text{JS}}) = (d+2)\tau^2. \quad (26)$$

As with the regular James-Stein estimator, taking the positive part of the shrinkage factor in (24) yields an estimator with uniformly smaller MSE. The global mean James-Stein estimator in (23) is seen to be a special case of (24) if \mathbb{V} is the subspace spanned by $\mathbf{1}$, the all-ones vector. Similarly, $\hat{\boldsymbol{\theta}}_{\mathbb{V}}^{\text{JS}}$ reduces to the ordinary James-Stein estimator (20) if \mathbb{V} consists of a single point $\boldsymbol{\mu}$. By choosing \mathbb{V} it is possible to flexibly encode existing prior information related to $\boldsymbol{\theta}$ into choosing an effective shrinkage direction. Importantly, integrating such a prior hypothesis using James-Stein estimation can be done with no penalty in terms of MSE. Even if the hypothesis is entirely incorrect, the MSE is smaller than that attained through maximum likelihood estimation.

III. CHANGE DETECTION USING THE JAMES-STEIN ESTIMATOR

On a high level, for all change detection procedures highlighted in Section II-B, the test statistic should remain small in the pre-change regime to maintain a satisfactory ARL, and grow quickly after the change for swift detection. With the SRRS and WL-CuSum tests, which require specifying an estimator $\hat{\boldsymbol{\theta}}$, the desired pre-change behavior can be attained with any estimator, while the post-change behavior heavily depends on the chosen estimator. Consider, for example, the WL-CuSum statistic $S_n = S_{n-1}^+ + \log[f(\mathbf{X}_n, \hat{\boldsymbol{\theta}}_{n-w,n})/f(\mathbf{X}_n, \mathbf{0})]$ in (16) with window size w . Since the random variable $\hat{\boldsymbol{\theta}}_{n-w,n}$ is \mathcal{F}_{n-1} -measurable

$$\mathbb{E}_\infty \left[\frac{f(\mathbf{X}_n, \hat{\boldsymbol{\theta}}_{n-w,n})}{f(\mathbf{X}_n, \mathbf{0})} \mid \mathcal{F}_{n-1} \right] = \int_{\mathbb{R}^K} f(\mathbf{X}_n, \hat{\boldsymbol{\theta}}_{n-w,n}) d\mathbf{X}_n = 1, \quad (27)$$

and therefore by iterated expectation and Jensen's inequality the log-likelihood ratio increment of S_n has negative expectation under \mathbb{P}_∞ for any estimator $\hat{\boldsymbol{\theta}}$. After the change, the drift of S_n is given by

$$l(\hat{\boldsymbol{\theta}}) := \mathbb{E}_1^\theta \left[\log \frac{f(\mathbf{X}_n, \hat{\boldsymbol{\theta}}_{n-w,n})}{f(\mathbf{X}_n, \mathbf{0})} \right] \quad (28)$$

$$= \mathbb{E}_1^\theta \left(\mathbb{E}_1^\theta \left[\log \frac{f(\mathbf{X}_n, \hat{\boldsymbol{\theta}}_{n-w,n})}{f(\mathbf{X}_n, \mathbf{0})} \mid \mathcal{F}_{n-1} \right] \right) \quad (29)$$

$$= \mathbb{E}_1^\theta \left((\hat{\boldsymbol{\theta}}_{n-w,n})^\top \boldsymbol{\theta} - \frac{1}{2} \|\hat{\boldsymbol{\theta}}_{n-w,n}\|^2 \right) \quad (30)$$

$$= \frac{1}{2} \mathbb{E}_1^\theta \left(\|\boldsymbol{\theta}\|^2 - \|\boldsymbol{\theta} - \hat{\boldsymbol{\theta}}_{n-w,n}\|^2 \right) \quad (31)$$

$$= l(\boldsymbol{\theta}) - \frac{1}{2} \text{MSE}_\theta(\hat{\boldsymbol{\theta}}_{1,w+1}), \quad (32)$$

where the second to last equality is found by completing the square. Note that $l(\hat{\boldsymbol{\theta}})$ is a function of the window size w , although this is suppressed from the notation. A key observation from (32) is that the post-change drift depends on $\hat{\boldsymbol{\theta}}$ exclusively through the mean square error and is maximized when the MSE is small. As discussed in the previous section, the James-Stein estimator dominates the usual ML-estimator in the considered setting in terms of MSE. Therefore, we propose to extend the WL-CuSum and SRRS tests by incorporating the James-Stein estimator in order to obtain significant improvements in the detection performance, as will be seen in the following sections.

A. The JS-WL-CuSum test

In this subsection we analyze the JS-WL-CuSum test, i.e. the WL-CuSum test of (16)-(17) where the James-Stein estimator is used as the estimator of $\boldsymbol{\theta}$. For simplicity, in this section we deploy the ordinary positive-part James-Stein estimator that shrinks toward $\mathbf{0}$ (22). However, similar results should hold for more general shrinkage directions highlighted in Remark 2. The proposed test is given by

$$S_n := S_{n-1}^+ + \hat{\boldsymbol{\theta}}_{n-w,n}^\top \mathbf{X}_n - \frac{1}{2} \|\hat{\boldsymbol{\theta}}_{n-w,n}\|^2 \quad (33)$$

$$\hat{\boldsymbol{\theta}}_{n-w,n} = \left(1 - \frac{K-2}{w \cdot \|\bar{\mathbf{X}}_{n-w}^{n-1}\|^2}\right)^+ \bar{\mathbf{X}}_{n-w}^{n-1} \quad (34)$$

$$T_b^{\text{WL}} = \inf \{n : S_n > b\}. \quad (35)$$

In addition to the post-change drift (first moment), a secondary consideration in analyzing the properties of T_b^{WL} is to ensure that the increments of the test statistic S_n have reasonably small variance. Highly variant increments may cause large overshoots of the stopping threshold b , i.e. $S_{T_b} \gg b$, leading to larger detection delays than the drift alone might suggest. A result from [10] states that the first two moments of the test statistic increment are sufficient for bounding the expected delay. For $b = \log \gamma$ and any estimator $\hat{\boldsymbol{\theta}}$, an upper bound for the detection delay is given by

$$\mathcal{D}^\theta (T_b^{\text{WL}}) \leq \frac{1}{l(\hat{\boldsymbol{\theta}})} \left[\log \gamma + \frac{J(\hat{\boldsymbol{\theta}})}{l(\hat{\boldsymbol{\theta}})} + \sqrt{\frac{J(\hat{\boldsymbol{\theta}})}{l(\hat{\boldsymbol{\theta}})} \log \gamma + w l(\hat{\boldsymbol{\theta}})} + \sqrt{\frac{J(\hat{\boldsymbol{\theta}})}{l(\hat{\boldsymbol{\theta}})} l(\boldsymbol{\theta}) w} \right], \quad (36)$$

where

$$J(\hat{\boldsymbol{\theta}}) := \mathbb{E}_1^\theta \left[\left(\log \frac{f(\mathbf{X}_n, \hat{\boldsymbol{\theta}}_{n-w,n})}{f(\mathbf{X}_n, \mathbf{0})} \right)^2 \right] \quad (37)$$

is the second moment of the test statistic increment. As $l(\hat{\boldsymbol{\theta}})$ and $J(\hat{\boldsymbol{\theta}})$ depend on the used estimator, these terms determine the influence of the estimator choice on the expected detection delay. As a baseline, the following lemma provides expressions for the terms if, in place of (34), the standard maximum likelihood estimator is used as the estimator, i.e. $\hat{\boldsymbol{\theta}}_{n-w,n} = \bar{\mathbf{X}}_{n-w}^{n-1}$.

Lemma 2. *For the maximum likelihood estimator $\hat{\boldsymbol{\theta}}_{n-w,n}^{\text{ML}} = \bar{\mathbf{X}}_{n-w}^{n-1}$ with window size w , the quantities $l(\hat{\boldsymbol{\theta}}^{\text{ML}})$ and $J(\hat{\boldsymbol{\theta}}^{\text{ML}})$ are given by*

$$l(\hat{\boldsymbol{\theta}}^{\text{ML}}) = l(\boldsymbol{\theta}) - \frac{K}{2w} \quad (38)$$

$$J(\hat{\boldsymbol{\theta}}^{\text{ML}}) = l(\hat{\boldsymbol{\theta}}^{\text{ML}})^2 + \|\boldsymbol{\theta}\|^2 + \frac{K}{w} + \frac{K}{2w^2} \quad (39)$$

Proof. The proof is given in Appendix A. \square

We then compute the same quantities when one instead uses the positive-part James-Stein estimator as defined in (34).

Lemma 3. *For the positive-part James-Stein estimator $\hat{\boldsymbol{\theta}}_+^{\text{JS}}$ the quantities $l(\hat{\boldsymbol{\theta}}_+^{\text{JS}})$ and $J(\hat{\boldsymbol{\theta}}_+^{\text{JS}})$ can be lower and upper bounded, respectively, by*

$$l(\hat{\boldsymbol{\theta}}_+^{\text{JS}}) > l(\boldsymbol{\theta}) - \frac{1}{2w} \left(K - \frac{w \cdot (K-2)^2}{w \cdot (K-2) + \|\boldsymbol{\theta}\|^2} \right) \quad (40)$$

$$J(\hat{\boldsymbol{\theta}}_+^{\text{JS}}) < l(\hat{\boldsymbol{\theta}}_+^{\text{JS}})^2 + \|\boldsymbol{\theta}\|^2 + \left(\frac{4}{w} - 1 \right) \text{MSE}_{\boldsymbol{\theta}}(\hat{\boldsymbol{\theta}}_{1,w+1}^{\text{JS}}) + \frac{4}{w}. \quad (41)$$

Proof. The proof is given in Appendix B. \square

To show that employing the James-Stein estimator results in a uniform improvement over the maximum likelihood estimator in terms of minimizing the upper bound of (36), it remains to confirm that $J(\hat{\boldsymbol{\theta}}_+^{\text{JS}})/l(\hat{\boldsymbol{\theta}}_+^{\text{JS}})^2 < J(\hat{\boldsymbol{\theta}}^{\text{ML}})/l(\hat{\boldsymbol{\theta}}^{\text{ML}})^2$. This follows from the above lemmas as the following result shows.

Theorem 1. *Let $K, w \geq 4$. The detection delay of the WL-CuSum test given by the upper bound in (36) is always smaller with the positive-part James-Stein estimator than with the MLE.*

Proof. Inspecting the bound in (36), it suffices to show that $J(\hat{\boldsymbol{\theta}}_+^{\text{JS}})/l(\hat{\boldsymbol{\theta}}_+^{\text{JS}})^2 < J(\hat{\boldsymbol{\theta}}^{\text{ML}})/l(\hat{\boldsymbol{\theta}}^{\text{ML}})^2$. Since $l(\hat{\boldsymbol{\theta}}_+^{\text{JS}}) > l(\hat{\boldsymbol{\theta}}^{\text{ML}})$, by (39) and (41) it remains to confirm that

$$\|\boldsymbol{\theta}\|^2 + \left(\frac{4}{w} - 1 \right) \text{MSE}_{\boldsymbol{\theta}}(\hat{\boldsymbol{\theta}}_{1,w+1}^{\text{JS}}) + \frac{4}{w} \leq \|\boldsymbol{\theta}\|^2 + \frac{K}{w} + \frac{K}{2w^2}, \quad (42)$$

which is clearly true when $K, w \geq 4$ as $\text{MSE}_{\boldsymbol{\theta}}(\hat{\boldsymbol{\theta}}_{1,w+1}^{\text{JS}}) \geq 0$. \square

The result of Theorem 1 requires the additional assumption of $K, w \geq 4$. This restriction is essentially inconsequential in practice as most interesting detection problems require a window size greater than 4 anyway, and $K \geq 3$ is already required for James-Stein estimation. The significant improvement achieved with the James-Stein estimator is illustrated in Fig. 2. As stated in Theorem 1, the ADD upper bound is always lower when employing the James-Stein estimator. It is seen that the performance gain can be striking when $\boldsymbol{\theta}$ is close to the shrinkage target (here $\mathbf{0}$) or K is large. In general, we emphasize that our claim of the JS-estimator constituting a uniform improvement on the ML-estimator when applied to the WL-CuSum test is not dependent on the specific form of the upper bound of (36). Lemmas 2 and 3 indicate that

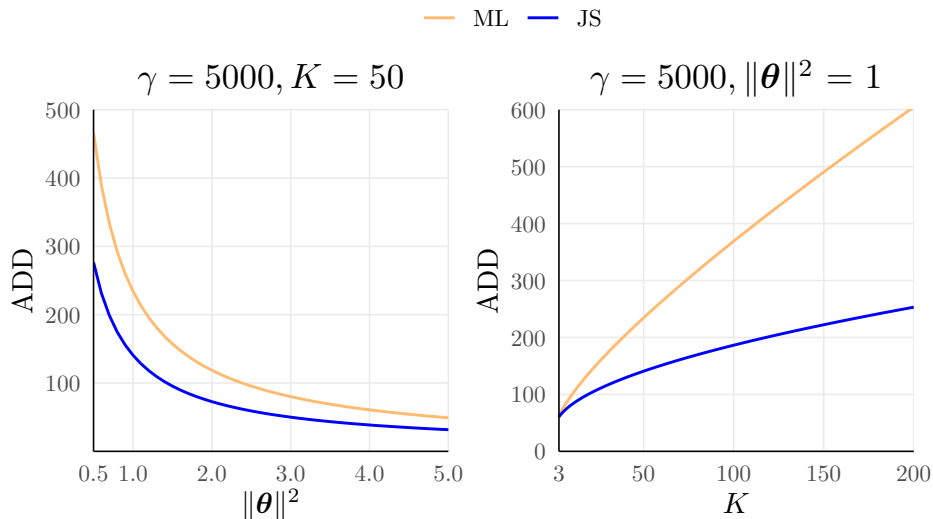


Fig. 2. The upper bounds of (36) evaluated for both $\hat{\boldsymbol{\theta}}_+^{\text{JS}}$ and $\hat{\boldsymbol{\theta}}^{\text{ML}}$. Left panel: For fixed γ and K , the bounds are shown as a function of the magnitude of change $\|\boldsymbol{\theta}\|^2$. Since $\hat{\boldsymbol{\theta}}_+^{\text{JS}}$ shrinks towards $\mathbf{0}$, the performance gap is the largest when $\|\boldsymbol{\theta}\|^2$ is smallest. Right panel: With $\|\boldsymbol{\theta}\|^2$ and γ fixed, the bounds are shown as a function of the dimension K . It is observed that as K increases, the improvement provided by James-Stein estimation becomes more significant.

deploying the James-Stein estimator yields a test statistic with greater drift *and* less variance after the change, both desirable properties, which can lead to smaller detection delays.

B. The JS-SRRS test

In the previous section, we showed that the James-Stein estimator can be employed to obtain a uniform non-asymptotic improvement on the MLE when used with the finite-window WL-CuSum test. Next, we will show that when used in conjunction with the infinite-window SRRS test, a James-Stein-based test is asymptotically superior to the GLR-CuSum test (9) in a well-defined sense.

The SRRS test T_b^{S} with a general estimator $\hat{\boldsymbol{\theta}}$ is given by

$$\hat{\Lambda}_{t,n} := \sum_{m=t}^n \left((\hat{\boldsymbol{\theta}}_{t,m})^\top \mathbf{X}_m - \frac{1}{2} \|\hat{\boldsymbol{\theta}}_{t,m}\|^2 \right) \quad (43)$$

$$T_b^{\text{S}} := \inf \left\{ n : \sum_{t=1}^n e^{\hat{\Lambda}_{t,n}} > e^b \right\}. \quad (44)$$

The theorem below relates the MSE of the used estimator to the asymptotic detection delay of the SRRS test.

Theorem 2. *Let the mean square error of the estimator $\hat{\boldsymbol{\theta}}$ satisfy*

$$\text{MSE}_{\boldsymbol{\theta}}(\hat{\boldsymbol{\theta}}_{1,n+1}) \leq \frac{\kappa(\boldsymbol{\theta})}{n}, \quad n \geq 1, \quad (45)$$

and $\mathbb{E}_1^{\boldsymbol{\theta}} \|\boldsymbol{\theta} - \hat{\boldsymbol{\theta}}_{1,n+1}\|^4 = O(1/n^2)$. Then, for $b = \log \gamma$ the SRRS test satisfies $\mathbb{E}_{\infty}(T_b^S) \geq \gamma$ and

$$\mathcal{D}^{\boldsymbol{\theta}}(T_b^S) \leq \frac{\log \gamma}{l(\boldsymbol{\theta})} + \frac{\kappa(\boldsymbol{\theta}) \log \log \gamma}{2l(\boldsymbol{\theta})} + O(1), \quad \gamma \rightarrow \infty. \quad (46)$$

Proof. The proof is given in Appendix C. □

In our proposed JS-SRRS test the estimator $\hat{\boldsymbol{\theta}}_{t,n}$ in (43) has the general form

$$\hat{\boldsymbol{\theta}}_{t,n} = \left(1 - \frac{(n-t-1)^{-1}(K-d-2)}{\|\bar{\mathbf{X}}_t^{n-1} - P_{\mathbb{V}}(\bar{\mathbf{X}}_t^{n-1})\|^2} \right)^+ (\bar{\mathbf{X}}_t^{n-1} - P_{\mathbb{V}}(\bar{\mathbf{X}}_t^{n-1})) + P_{\mathbb{V}}(\bar{\mathbf{X}}_t^{n-1}), \quad (47)$$

where \mathbb{V} is a target subspace of \mathbb{R}^K with dimension less than $K-2$ and $P_{\mathbb{V}}(\mathbf{X})$ denotes the projection of \mathbf{X} onto \mathbb{V} , see Remark 2.

Corollary 1. *Let \mathbb{V} be a subspace of \mathbb{R}^K with $d := \dim \mathbb{V} < K-2$. If $\hat{\boldsymbol{\theta}}$ is chosen as in (47), then as $\gamma \rightarrow \infty$*

$$\mathcal{D}^{\boldsymbol{\theta}}(T_b^S) = \begin{cases} l(\boldsymbol{\theta})^{-1} (\log \gamma + (d+2)/2 \log \log \gamma) + O(1) & \text{if } \boldsymbol{\theta} \in \mathbb{V} \\ l(\boldsymbol{\theta})^{-1} (\log \gamma + (K/2) \log \log \gamma) + O(1) & \text{otherwise.} \end{cases} \quad (48)$$

Therefore,

$$\sup_{\boldsymbol{\theta}} l(\boldsymbol{\theta}) \mathcal{D}^{\boldsymbol{\theta}}(T_b^S) - \inf_{T \in \mathcal{C}_{\gamma}} \sup_{\boldsymbol{\theta}} l(\boldsymbol{\theta}) \mathcal{D}^{\boldsymbol{\theta}}(T) = O(1) \quad (49)$$

meaning that the JS-SRRS test is second-order asymptotically minimax for any shrinkage target \mathbb{V} as $\gamma \rightarrow \infty$.

Proof. By (25) and (26), the estimator in (47) achieves (45) with $\kappa(\boldsymbol{\theta}) = d$ if $\boldsymbol{\theta} \in \mathbb{V}$ and $\kappa(\boldsymbol{\theta}) = K$ otherwise. A similar argument as in the proof of Lemma 3 shows that $\text{Var}\|\boldsymbol{\theta} - \hat{\boldsymbol{\theta}}_{1,n+1}\|^2 \leq \frac{C}{n} \text{MSE}_{\boldsymbol{\theta}}(\hat{\boldsymbol{\theta}}_{1,n+1}) = O(1/n^2)$, and therefore the fourth-moment condition in Theorem 2 is satisfied. The expression for the detection delay then follows from Theorem 2. Second-order asymptotic minimaxity stems from observing that (48) matches the lower bound in Lemma 1 up to $O(1)$. □

Comparing the result in Corollary 1 with the asymptotic detection delay of the GLR test (11) shows that, up to constant terms, the JS-SRRS test T_b^S is never worse than the GLR test T_b^G , and it is strictly better for some values of $\boldsymbol{\theta}$. In particular, if $\boldsymbol{\theta}$ lies in the target subspace \mathbb{V} , then $\mathcal{D}^{\boldsymbol{\theta}}(T_b^G) - \mathcal{D}^{\boldsymbol{\theta}}(T_b^S) = O((K-d)/2 \log \log \gamma) \rightarrow \infty$ as $\gamma \rightarrow \infty$, whereas for other $\boldsymbol{\theta}$, the first

two asymptotic terms match. Especially for large K , the improvement in the second-order term can be significant for practical finite values of γ as will be demonstrated in Section IV. Corollary 1 also shows that the James-Stein estimator presents an improvement over the linear shrinkage estimators considered in [19], as it can improve the second-order term without sacrificing first-order optimality for any $\boldsymbol{\theta}$.

Remark 3. It is interesting to note that the asymptotic properties of the JS-SRRS test stem from the fact that the James-Stein estimator is a *superefficient* estimator [36]. Under squared error loss, an estimator $\hat{\boldsymbol{\theta}}$ is said to be superefficient if for all $\boldsymbol{\theta}$ [32, pp. 440]

$$\lim_{n \rightarrow \infty} n \text{MSE}_{\boldsymbol{\theta}}(\hat{\boldsymbol{\theta}}_{1,n+1}) \leq \text{Tr}(\text{FI}^{-1}(\boldsymbol{\theta})) = K, \quad (50)$$

where $\text{FI}(\boldsymbol{\theta})$ denotes the Fisher information matrix of a single observation, and the inequality is strict for at least one $\boldsymbol{\theta}$. Points where the inequality is strict are called points of superefficiency, which for the ordinary JS-estimator occur at $\boldsymbol{\theta} = \boldsymbol{\mu}$, and for the subspace-shrinking JS at $\boldsymbol{\theta} \in \mathbb{V}$. Observe, that the definition of superefficiency is equivalent to an estimator satisfying the MSE condition of Theorem 2 (45) with $\kappa(\boldsymbol{\theta}) \leq K$. As the set of points of superefficiency cannot have Lebesgue measure greater than zero [36], [37], Theorem 2 implies that the SRRS test with any estimator cannot improve on the second-order detection delay term except on a set of zero measure. The JS-SRRS test achieves the improvement in the d -dimensional subspace \mathbb{V} .

IV. SIMULATIONS

In this section, we evaluate the proposed tests and validate the analytical results in simulations. In all experiments, the global mean positive-part James-Stein estimator

$$\hat{\boldsymbol{\theta}}_{m+}^{\text{JS}}(\mathbf{X}) := \left(1 - \frac{\tau^2(K-3)}{\|\mathbf{X} - \mathbf{m}\|^2}\right)^+ (\mathbf{X} - \mathbf{m}) + \mathbf{m} \quad (51)$$

where $\mathbf{m} = m\mathbf{1}$ and m is the empirical mean of the components of \mathbf{X} , is employed as the specific variant of the JS-estimator incorporated into the proposed tests. As mentioned in Remark 2, this estimator is a special case of the general subspace-shrinking James-Stein estimator with $\mathbb{V} = \text{span}(\mathbf{1})$. As recommended in [10], we run the parallel variant of the WL-CuSum test in place of the fixed window WL-CuSum test. The parallel WL-CuSum test is defined by simultaneously running W WL-CuSum tests with window sizes ranging from 1 to W and stopping when the first individual test detects a change. That is, if $T_b^{\text{WL}}(w)$ denotes the WL-CuSum test of (17) with window size w , the parallel WL-CuSum stopping time is given by $\min_{1 \leq w \leq W} T_b^{\text{WL}}(w)$. The

maximal window size is chosen as $W = 200$ for all experiments. By Theorem 1, the JS-estimator reduces the detection delay of $T_b^{\text{WL}}(w)$ for all $w > 3$, and therefore we expect it to reduce the detection delay of the parallel test as well. The proposed JS-WL-CuSum and JS-SRRS tests are compared against their maximum-likelihood counterparts (ML-WL-CuSum and ML-SRRS), as well as the GLR test (9). The GLR test is computationally expensive, and therefore we apply a window-limited version [6] with a window size of 200. In our experiments, the system parameters are chosen such that expected detection delay $\ll 200$ to ensure that the windowing does not meaningfully affect detection performance.

A. Change affects all streams

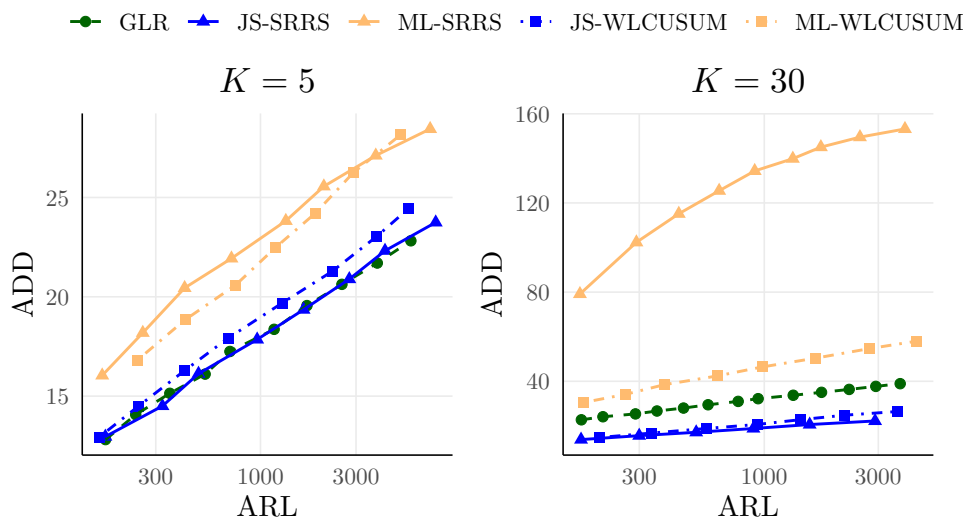


Fig. 3. Tradeoff between the average run length to false alarm (ARL) and detection delay (ADD) for the studied tests with $K = 5$ (left) and $K = 10$ (right). James-Stein variants (blue) uniformly improve on the previously proposed ML versions (gold). For $K = 30$, the proposed tests are also significantly better than the GLR test in terms of reduced detection delay.

We first consider a setting where the post-change mean vector θ is given by $\tilde{\theta}/\|\tilde{\theta}\|$ where $\tilde{\theta} = [1, 2, \dots, K]^T$. This depicts a scenario where the change affects all K sensors in the network with different intensities, with the total magnitude $\|\theta\|$ always equal to 1. In Figure 3, we plot the tradeoff between ARL and average detection delay (ADD) for the compared tests for $K = 5$ and $K = 30$. It is immediately observed that the James-Stein variants of the WL-CuSum and SRRS tests (in blue) perform noticeably better than the maximum likelihood versions (in gold).

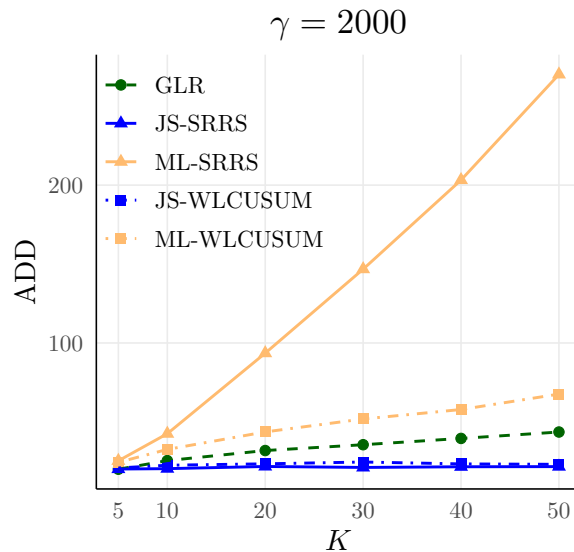


Fig. 4. Detection delay against the dimension K , when $\|\theta\| = 1$ and $\gamma = 2000$. It is observed, that the higher the dimension, the larger the gap in performance in favor of the James-Stein tests.

When $K = 5$, the JS-based tests perform comparably to the GLR test, but for $K = 30$ there exists a noticeable gap in favor of the proposed tests. The effect of the dimension K is further illustrated in Figure 4, where we fix $\gamma = 2000$, and vary K from 5 to 50. Even though the detection problem should become more difficult as K increases (as can be observed from the ML-based tests), the tests utilizing the James-Stein estimator suffer essentially no degradation in detection delay. This stems from the fact that shrinkage estimation is in general more powerful the higher the dimension. The JS-SRRS test performs slightly better than the JS-WL-CuSum test, which is perhaps not surprising since the SRRS test is also computationally more intensive than WL-CuSum. However, it is noteworthy that the ML-SRRS is much worse than ML-WL-CuSum in the considered scenario.

B. Sparse change

Next, we study the case where the change affects only a subset of the data streams. We choose $\gamma = 2000$, $K = 20$ and θ to be of the form $\underbrace{[k^{-1/2}, \dots, k^{-1/2}]_k, 0, \dots, 0}$ for $k \in [1, 20]$ so that again $\|\theta\| = 1$ no matter how many streams k are affected. The results are shown in Figure 5. For very sparse changes, the GLR test is superior to the proposed tests, but the roles are reversed when approximately 40% or more of the streams are affected. For any number

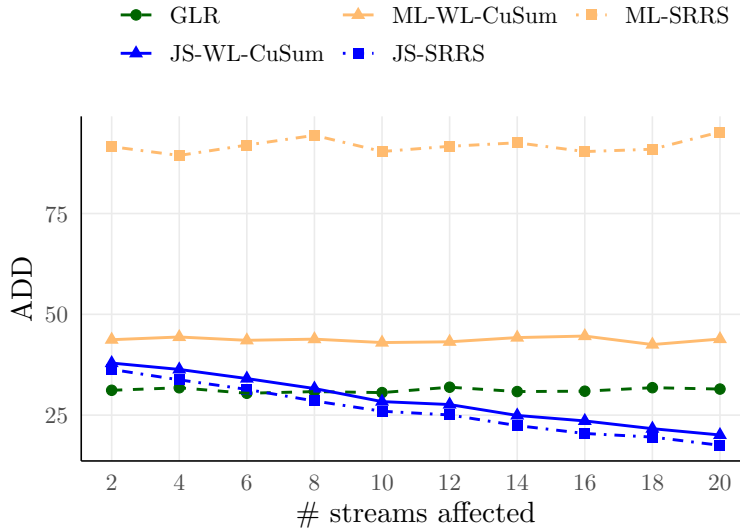


Fig. 5. Average detection delay when the change affects a varying number of sensor out of 20, with total signal magnitude $\|\theta\|$ fixed at 1. JS-based tests are uniformly better than ML-alternatives and better than the GLR test when more than 40% of the streams are affected.

of streams affected, the WL-CuSum and SRRS tests are drastically improved by James-Stein estimation, corroborating the analytical results of previous sections. We note that only in the case where all $K = 20$ data streams are affected does θ lie in the prespecified target subspace \mathbb{V} of the used James-Stein estimator. Hence, substantial gains can be achieved even when $\theta \notin \mathbb{V}$.

V. CONCLUSION

In this paper, we proposed and analyzed procedures for quickest detection of a mean-shift in parallel Gaussian data streams. The proposed James-Stein estimator-based procedures achieve possibly significant reductions in detection delay, especially if the problem is high-dimensional and the true parameter value is close to the chosen shrinkage target subspace. Our analytical and experimental results indicate that replacing the conventional maximum likelihood estimator with the JS-estimator in the suggested tests essentially enables the incorporation of prior information about the true parameter value through a shrinkage target. Even if the target is entirely irrelevant, the detection delay does not exceed what can be achieved using the maximum likelihood estimator. In the simulations, the suggested tests perform favorably compared with the GLR-CuSum test as well.

The results of this paper apply directly only to the Gaussian mean-shift setting. However, shrinkage estimators with similar domination properties as the James-Stein estimator have been developed for more general classes of probability models, such as elliptically symmetric distributions [12], [38]. Extending the results of this paper to such models is an important topic of future research.

ACKNOWLEDGMENTS

The authors would like to acknowledge discussions with George Moustakides regarding the window-limited CuSum test.

APPENDIX A

PROOF OF LEMMA 2

In the proofs, we write $\bar{\mathbf{X}}$ in place of $\bar{\mathbf{X}}_{n-w}^{n-1} \in \mathbb{R}^K$ for brevity. Since $\hat{\boldsymbol{\theta}}_{n-w,n}^{\text{ML}} = \bar{\mathbf{X}} \sim \mathcal{N}(\boldsymbol{\theta}, w^{-1}\mathbf{I})$, it follows that $\hat{\boldsymbol{\theta}}_{n-w,n}^{\text{ML}} - \boldsymbol{\theta} \sim \mathcal{N}(0, w^{-1}\mathbf{I})$ and $\mathbb{E}\|\hat{\boldsymbol{\theta}}_{n-w,n}^{\text{ML}} - \boldsymbol{\theta}\|^2 = \text{Trace}(w^{-1}\mathbf{I}) = K/w$. Inserting this into (32) yields $l(\hat{\boldsymbol{\theta}}^{\text{ML}})$.

For $J(\hat{\boldsymbol{\theta}}^{\text{ML}})$, we have

$$J(\hat{\boldsymbol{\theta}}^{\text{ML}}) = l(\hat{\boldsymbol{\theta}}^{\text{ML}})^2 + \text{Var} \left[\log \frac{f(\mathbf{X}_n, \hat{\boldsymbol{\theta}}_{n-w,n}^{\text{ML}})}{f(\mathbf{X}_n, \mathbf{0})} \right], \quad (52)$$

where Var denotes the variance under $\mathbb{P}_1^{\boldsymbol{\theta}}$. The second term is given by

$$\begin{aligned} \text{Var} \left[\log \frac{f(\mathbf{X}_n, \hat{\boldsymbol{\theta}}_{n-w,n}^{\text{ML}})}{f(\mathbf{X}_n, \mathbf{0})} \right] &= \text{Var} \left(\bar{\mathbf{X}}^\top \mathbf{X}_n - \frac{1}{2} \|\bar{\mathbf{X}}\|^2 \right) \\ &= \mathbb{E}_1^{\boldsymbol{\theta}} \left(\text{Var} \left[\bar{\mathbf{X}}^\top \mathbf{X}_n - \frac{1}{2} \|\bar{\mathbf{X}}\|^2 \mid \bar{\mathbf{X}} \right] \right) + \text{Var} \left(\mathbb{E}_1^{\boldsymbol{\theta}} \left[\bar{\mathbf{X}}^\top \mathbf{X}_n - \frac{1}{2} \|\bar{\mathbf{X}}\|^2 \mid \bar{\mathbf{X}} \right] \right) \\ &= \mathbb{E}_1^{\boldsymbol{\theta}} \|\bar{\mathbf{X}}\|^2 + \text{Var}(\bar{\mathbf{X}}^\top \boldsymbol{\theta} - \frac{1}{2} \|\bar{\mathbf{X}}\|^2) \\ &= \|\boldsymbol{\theta}\|^2 + \frac{K}{w} + \frac{1}{4} \text{Var} \|\bar{\mathbf{X}} - \boldsymbol{\theta}\|^2, \end{aligned} \quad (53)$$

where the second equality is the law of total variance, third follows by observing that $\bar{\mathbf{X}}^\top \mathbf{X}_n - \frac{1}{2} \|\bar{\mathbf{X}}\|^2 \mid \bar{\mathbf{X}} \sim \mathcal{N}(\bar{\mathbf{X}}^\top \boldsymbol{\theta} - \frac{1}{2} \|\bar{\mathbf{X}}\|^2, \|\bar{\mathbf{X}}\|^2)$, and fourth by completing the square. Since $\bar{\mathbf{X}} - \boldsymbol{\theta} \sim w^{-1/2} \mathbf{Z}$ where $\mathbf{Z} \sim \mathcal{N}(\mathbf{0}, \mathbf{I})$,

$$\text{Var}(\|\bar{\mathbf{X}} - \boldsymbol{\theta}\|^2) = \frac{1}{w^2} \text{Var}(\|\mathbf{Z}\|^2) = \frac{2K}{w^2}, \quad (54)$$

as $\|\mathbf{Z}\|^2$ is chi-square distributed with K degrees of freedom. Equation (39) is obtained by combining (52), (53) and (54).

APPENDIX B

PROOF OF LEMMA 3

By (32), and the MSE of the James-Stein estimator in (21)

$$l(\hat{\boldsymbol{\theta}}_+^{\text{JS}}) = l(\boldsymbol{\theta}) - \frac{K}{w} + \frac{(K-2)^2}{w^2} \mathbb{E}^\theta \left[\frac{1}{\|\bar{\mathbf{X}}\|^2} \right], \quad (55)$$

which yields (40).

For (41), we begin again with the decomposition

$$J(\hat{\boldsymbol{\theta}}_+^{\text{JS}}) = \left(l(\hat{\boldsymbol{\theta}}_+^{\text{JS}}) \right)^2 + \text{Var} \left[\log \frac{f(\mathbf{X}_n, \hat{\boldsymbol{\theta}}_+^{\text{JS}})}{f(\mathbf{X}_n, \mathbf{0})} \right] \quad (56)$$

Following the same steps as in the proof of Lemma 2, we have

$$\text{Var} \left[\log \frac{f(\mathbf{X}_n, \hat{\boldsymbol{\theta}}_+^{\text{JS}})}{f(\mathbf{X}_n, \mathbf{0})} \right] = \mathbb{E} \|\hat{\boldsymbol{\theta}}_+^{\text{JS}}\|^2 + \frac{1}{4} \text{Var}(\|\boldsymbol{\theta} - \hat{\boldsymbol{\theta}}_+^{\text{JS}}\|^2). \quad (57)$$

We evaluate the two terms in (57) separately. First,

$$\begin{aligned} \|\hat{\boldsymbol{\theta}}_+^{\text{JS}}\|^2 &= \left\| \left(1 - \frac{(K-2)}{w\|\bar{\mathbf{X}}\|^2} \right)^+ \bar{\mathbf{X}} \right\|^2 \leq \left\| \left(1 - \frac{(K-2)}{w\|\bar{\mathbf{X}}\|^2} \right) \bar{\mathbf{X}} \right\|^2 \\ &= \|\bar{\mathbf{X}}\|^2 - \frac{2(K-2)}{w} + \frac{(K-2)^2}{w^2} \frac{1}{\|\bar{\mathbf{X}}\|^2}. \end{aligned}$$

Taking the expectation, one obtains

$$\mathbb{E} \|\hat{\boldsymbol{\theta}}_+^{\text{JS}}\|^2 \leq \|\boldsymbol{\theta}\|^2 + \frac{K}{w} - \frac{2(K-2)}{w} + \frac{(K-2)^2}{w^2} \mathbb{E} \left[\frac{1}{\|\bar{\mathbf{X}}\|^2} \right] \quad (58)$$

$$= \|\boldsymbol{\theta}\|^2 - \text{MSE}_\theta(\hat{\boldsymbol{\theta}}_+^{\text{JS}}) + \frac{4}{w}. \quad (59)$$

For the second term of (57), we make use of the Gaussian Poincare inequality [39, Theorem 3.20] which states that for $\mathbf{Z} \sim \mathcal{N}(\mathbf{0}, \mathbf{I})$, and a differentiable function $g : \mathbb{R}^K \rightarrow \mathbb{R}$

$$\text{Var}(g(\mathbf{Z})) \leq \mathbb{E} \|\nabla g(\mathbf{Z})\|^2. \quad (60)$$

An immediate consequence of (60) is that for $\bar{\mathbf{X}} \sim \mathcal{N}(\boldsymbol{\theta}, w^{-1}\mathbf{I})$

$$\text{Var}(g(\bar{\mathbf{X}})) \leq \frac{1}{w} \mathbb{E}_1^\theta \|\nabla g(\bar{\mathbf{X}})\|^2, \quad (61)$$

which follows from applying (60) to $g(\boldsymbol{\theta} + w^{-1/2}\mathbf{Z})$ and the chain rule. We cannot immediately apply the inequality, as $\hat{\boldsymbol{\theta}}_+^{\text{JS}}$ is not differentiable in the measure-zero set $\{\bar{\mathbf{X}} : \|\bar{\mathbf{X}}\|^2 = w^{-1}(K-2)\}$ due to the positive-part operation. However, next it is shown that $\hat{\boldsymbol{\theta}}_+^{\text{JS}}$ is 2-Lipschitz continuous. The idea is to argue that $\hat{\boldsymbol{\theta}}_+^{\text{JS}}$ is piecewise 2-Lipschitz, and therefore 2-Lipschitz. Indeed, for

$\|\bar{\mathbf{X}}\|^2 \leq w^{-1}(K-2)$, $\hat{\boldsymbol{\theta}}_+^{\text{JS}}$ is identically $\mathbf{0}$, which is trivially Lipschitz. Consider then that $\|\bar{\mathbf{X}}\|^2 > w^{-1}(K-2)$. In this set $\hat{\boldsymbol{\theta}}_+^{\text{JS}}$ is differentiable and by the multivariate mean value theorem for any two points \mathbf{Z} and $\mathbf{Y} \in \mathbb{R}^K$

$$\|\hat{\boldsymbol{\theta}}_+^{\text{JS}}(\mathbf{Z}) - \hat{\boldsymbol{\theta}}_+^{\text{JS}}(\mathbf{Y})\| \leq \|\nabla \hat{\boldsymbol{\theta}}_+^{\text{JS}}\|_2 \|\mathbf{Z} - \mathbf{Y}\|, \quad (62)$$

where $\|\nabla \hat{\boldsymbol{\theta}}_+^{\text{JS}}\|_2$ is the spectral norm of the Jacobian matrix of $\hat{\boldsymbol{\theta}}_+^{\text{JS}}$. The Jacobian is given by

$$\begin{aligned} \nabla \hat{\boldsymbol{\theta}}_+^{\text{JS}}(\bar{\mathbf{X}}) &= \frac{\partial}{\partial \bar{\mathbf{X}}} \left(1 - \frac{(K-2)}{w\|\bar{\mathbf{X}}\|^2} \right) \bar{\mathbf{X}} \\ &= \mathbf{I} - \frac{(K-2)}{w} \frac{\partial}{\partial \bar{\mathbf{X}}} \left(\frac{\bar{\mathbf{X}}}{\|\bar{\mathbf{X}}\|^2} \right) \\ &= \mathbf{I} - \frac{(K-2)}{w} \left(\frac{1}{\|\bar{\mathbf{X}}\|^2} \frac{\partial}{\partial \bar{\mathbf{X}}} \bar{\mathbf{X}} + \bar{\mathbf{X}} \frac{\partial}{\partial \bar{\mathbf{X}}} \frac{1}{\|\bar{\mathbf{X}}\|^2} \right) \\ &= \left(1 - \frac{(K-2)}{w\|\bar{\mathbf{X}}\|^2} \right) \mathbf{I} + \frac{2(K-2)}{w} \frac{\bar{\mathbf{X}}\bar{\mathbf{X}}^\top}{\|\bar{\mathbf{X}}\|^4}. \end{aligned} \quad (63)$$

The matrix $\nabla \hat{\boldsymbol{\theta}}_+^{\text{JS}}$ is clearly symmetric, and therefore

$$\begin{aligned} \|\nabla \hat{\boldsymbol{\theta}}_+^{\text{JS}}\|_2 &= \lambda_{\max}(\nabla \hat{\boldsymbol{\theta}}_+^{\text{JS}}) \\ &= \max_{\mathbf{v}: \|\mathbf{v}\|=1} \mathbf{v}^\top (\nabla \hat{\boldsymbol{\theta}}_+^{\text{JS}}) \mathbf{v} \\ &= \mathbf{v}^\top \left(1 - \frac{(K-2)}{w\|\bar{\mathbf{X}}\|^2} \right) \mathbf{I} \mathbf{v} + \mathbf{v}^\top \frac{2(K-2)}{w} \frac{\bar{\mathbf{X}}\bar{\mathbf{X}}^\top}{\|\bar{\mathbf{X}}\|^4} \mathbf{v} \\ &= \left(1 - \frac{(K-2)}{w\|\bar{\mathbf{X}}\|^2} \right) \mathbf{v}^\top \mathbf{v} + \frac{2(K-2)}{w\|\bar{\mathbf{X}}\|^2} \frac{\mathbf{v}^\top \bar{\mathbf{X}}\bar{\mathbf{X}}^\top \mathbf{v}}{\|\bar{\mathbf{X}}\|^2} \\ &\leq 1 - \frac{(K-2)}{w\|\bar{\mathbf{X}}\|^2} + \frac{2(K-2)}{w\|\bar{\mathbf{X}}\|^2} \frac{\|\mathbf{v}\|^2 \|\bar{\mathbf{X}}\|^2}{\|\bar{\mathbf{X}}\|^2} \\ &= 1 + \frac{(K-2)}{w\|\bar{\mathbf{X}}\|^2} < 2, \end{aligned} \quad (64)$$

where $\lambda_{\max}(\nabla \hat{\boldsymbol{\theta}}_+^{\text{JS}})$ denotes the maximum eigenvalue of the Jacobian. The first two inequalities are properties of real symmetric matrices, the first inequality follows from Cauchy-Schwartz, and the last inequality because $\|\bar{\mathbf{X}}\|^2 > w^{-1}(K-2)$ by assumption.

Since $\hat{\boldsymbol{\theta}}_+^{\text{JS}}$ is Lipschitz, it can be approximated to arbitrary precision by a differentiable function by e.g. convolving with a smooth kernel. Therefore, we can apply the Gaussian Poincare

inequality in (60), and obtain

$$\begin{aligned}
\text{Var}(\|\boldsymbol{\theta} - \hat{\boldsymbol{\theta}}_+^{\text{JS}}\|^2) &\leq \frac{1}{w} \mathbb{E} \|2(\nabla \hat{\boldsymbol{\theta}}_+^{\text{JS}})(\boldsymbol{\theta} - \hat{\boldsymbol{\theta}}_+^{\text{JS}})\|^2, \\
&\leq \frac{4}{w} \mathbb{E} (\|\nabla \hat{\boldsymbol{\theta}}_+^{\text{JS}}\|_2^2 \|\boldsymbol{\theta} - \hat{\boldsymbol{\theta}}_+^{\text{JS}}\|^2) \\
&< \frac{4}{w} \mathbb{E} (4\|\boldsymbol{\theta} - \hat{\boldsymbol{\theta}}_+^{\text{JS}}\|^2) \\
&= \frac{16}{w} \text{MSE}_\theta(\hat{\boldsymbol{\theta}}_+^{\text{JS}}), \tag{65}
\end{aligned}$$

with the second inequality following by definition of the spectral norm and third from (64).

Inserting (59) and (65) into (57) and simplifying yields the desired result.

APPENDIX C

PROOF OF THEOREM 2

First, we prove that $\mathbb{E}_\infty(T_b^{\text{S}}) \geq e^b$. Denoting the test statistic sequence by $\{R_n\}$, i.e. $R_n = \sum_{t=1}^n e^{\hat{\Lambda}_{t,n}}$, it is observed that

$$\mathbb{E}_\infty(R_n | \mathcal{F}_{n-1}) = \mathbb{E}_\infty \left(e^{\hat{\Lambda}_{n,n}} + \sum_{t=1}^{n-1} e^{\hat{\Lambda}_{t,n-1}} \cdot \frac{f(\mathbf{X}_n, \hat{\boldsymbol{\theta}}_{t,n})}{f(\mathbf{X}_n, \mathbf{0})} \mid \mathcal{F}_{n-1} \right) \tag{66}$$

$$= 1 + \sum_{t=1}^{n-1} e^{\hat{\Lambda}_{t,n-1}} \underbrace{\mathbb{E}_\infty \left[\frac{f(\mathbf{X}_n, \hat{\boldsymbol{\theta}}_{t,n})}{f(\mathbf{X}_n, \mathbf{0})} \mid \mathcal{F}_{n-1} \right]}_1 \tag{67}$$

$$= 1 + R_{n-1}. \tag{68}$$

Therefore $\{R_n - n\}$ is a \mathbb{P}_∞ -martingale, and by the optional sampling theorem [1, Th. 2.3.2] $\mathbb{E}_\infty(T_b^{\text{S}}) = \mathbb{E}_\infty(R_{T_b^{\text{S}}}) \geq e^b$. A similar argument for bounding the ARL of a change detection procedure is found in many references and textbooks, see e.g. [1, 8.2.1].

For the detection delay, observe that the worst case detection delay for the SRRS test occurs when the change happens at $\nu = 1$, i.e. $\mathcal{D}^\theta(T_b^{\text{S}}) = \mathbb{E}_1^\theta(T_b^{\text{S}})$. In what follows we write $T_b^{\text{S}} = T$, $\Lambda_{1,n}^\theta = \Lambda_n^\theta$ and $\hat{\boldsymbol{\theta}}_{1,n} = \hat{\boldsymbol{\theta}}_n$ for brevity. By Wald's equation

$$\begin{aligned}
\mathbf{l}(\boldsymbol{\theta}) \mathbb{E}_1^\theta(T) &= \mathbb{E}_1^\theta(\Lambda_T^\theta) \\
&= \mathbb{E}_1^\theta(\hat{\Lambda}_T) + \mathbb{E}_1^\theta(\Lambda_T^\theta - \hat{\Lambda}_T). \tag{69}
\end{aligned}$$

For the first term, using the fact that if Z is a standard univariate Gaussian random variable, $h(t) := \mathbb{E}(Z - t | Z > t)$ is decreasing in t

$$\mathbb{E}_1^\theta(\widehat{\Lambda}_T - b) = \mathbb{E}_1^\theta \left[\mathbb{E}_1^\theta \left(\widehat{\boldsymbol{\theta}}_T^\top \mathbf{X}_T - \frac{1}{2} \|\widehat{\boldsymbol{\theta}}_T\|^2 - (b - \log \Lambda_{T-1}) \mid \mathcal{F}_{T-1}, T \right) \right] \quad (70)$$

$$= \mathbb{E}_1^\theta \left[\|\widehat{\boldsymbol{\theta}}_T\| \mathbb{E}_1^\theta \left[\|\widehat{\boldsymbol{\theta}}_T\|^{-1} \left(\widehat{\boldsymbol{\theta}}_T^\top \mathbf{X}_T - \frac{1}{2} \|\widehat{\boldsymbol{\theta}}_T\|^2 - (b - \log \Lambda_{T-1}) \right) \mid \mathcal{F}_{T-1}, T \right] \right] \quad (71)$$

$$\leq \mathbb{E}_1^\theta \left[\|\widehat{\boldsymbol{\theta}}_T\| \mathbb{E}_1^\theta \left[Z + \|\boldsymbol{\theta}\| - \frac{1}{2} \|\widehat{\boldsymbol{\theta}}_T\| - \|\widehat{\boldsymbol{\theta}}_T\|^{-1} (b - \log \Lambda_{T-1}) \mid \mathcal{F}_{T-1}, T \right] \right] \quad (72)$$

$$\leq \mathbb{E}_1^\theta \|\widehat{\boldsymbol{\theta}}_T\| \sup_{r>0} h(r - \|\boldsymbol{\theta}\|) = \mathbb{E}_1^\theta \|\widehat{\boldsymbol{\theta}}_T\| h(-\|\boldsymbol{\theta}\|) = O(1), \quad (73)$$

and therefore

$$\mathbb{E}_1^\theta(\widehat{\Lambda}_T) = b + O(1). \quad (74)$$

The last equality in (73) holds because

$$\mathbb{E}_1^\theta \|\widehat{\boldsymbol{\theta}}_T\| \leq \|\boldsymbol{\theta}\| + \mathbb{E}_1^\theta \left(\sup_n \|\widehat{\boldsymbol{\theta}}_n - \boldsymbol{\theta}\| \right) \quad (75)$$

$$= \int_0^\infty \mathbb{P}_1^\theta \left(\sup_n \|\widehat{\boldsymbol{\theta}}_n - \boldsymbol{\theta}\| > t \right) dt + O(1) \quad (76)$$

$$\leq \int_0^\infty \mathbb{P}_1^\theta \left(\sum_{n=1}^\infty \|\widehat{\boldsymbol{\theta}}_n - \boldsymbol{\theta}\|^4 > t^4 \right) dt + O(1) \quad (77)$$

$$\leq \int_0^\infty t^{-4} \sum_{n=1}^\infty \mathbb{E}_1^\theta \|\widehat{\boldsymbol{\theta}}_n - \boldsymbol{\theta}\|^4 dt + O(1) = O(1), \quad (78)$$

where the sum on the last line is finite as $\mathbb{E}_1^\theta \|\widehat{\boldsymbol{\theta}}_n - \boldsymbol{\theta}\|^4 = O(n^{-2})$ by assumption. For the second term in (69),

$$\mathbb{E}_1^\theta(\Lambda_T^\theta - \widehat{\Lambda}_T) = \mathbb{E}_1^\theta \left(\sum_{n=1}^T \boldsymbol{\theta}^\top \mathbf{X}_n - \frac{1}{2} \|\boldsymbol{\theta}\|^2 - \widehat{\boldsymbol{\theta}}_n^\top \mathbf{X}_n + \frac{1}{2} \|\widehat{\boldsymbol{\theta}}_n\|^2 \right) \quad (79)$$

$$= \mathbb{E}_1^\theta \left(\sum_{n=1}^T \frac{1}{2} \|\boldsymbol{\theta}\|^2 - \widehat{\boldsymbol{\theta}}_n^\top \boldsymbol{\theta} + \frac{1}{2} \|\widehat{\boldsymbol{\theta}}_n\|^2 \right), \quad (80)$$

$$= \frac{1}{2} \mathbb{E}_1^\theta \left(\sum_{n=1}^T \|\boldsymbol{\theta} - \widehat{\boldsymbol{\theta}}_n\|^2 \right). \quad (81)$$

where the second equality follows by iterated expectation. From [8] we have the first order result

$$\mathbb{E}_1^\theta(T) = \frac{b}{l(\boldsymbol{\theta})} (1 + o(1)). \quad (82)$$

Using (82) and modifying arguments from Lemma 16 of [31] to a vector-valued $\boldsymbol{\theta}$ we can show that for $\eta_\delta = (1 + \delta)b/l(\boldsymbol{\theta})$ and any $\delta > 0$, $\mathbb{P}_1^\theta(T > \eta_\delta) \rightarrow 0$ sufficiently fast as $b \rightarrow \infty$ so that

$$\mathbb{E}_1^\theta \left(\sum_{n=1}^T \|\boldsymbol{\theta} - \hat{\boldsymbol{\theta}}_n\|^2 \right) \leq \sum_{n=1}^{\eta_\delta} \mathbb{E}_1^\theta \|\boldsymbol{\theta} - \hat{\boldsymbol{\theta}}_n\|^2 + O(1). \quad (83)$$

Applying (45), we obtain

$$\mathbb{E}_1^\theta (\Lambda_T^\theta - \hat{\Lambda}_T) = \frac{1}{2} \sum_{n=1}^{\eta_\delta} \mathbb{E}_1^\theta \|\boldsymbol{\theta} - \hat{\boldsymbol{\theta}}_n\|^2 + O(1) \quad (84)$$

$$= \frac{1}{2} \sum_{n=1}^{\eta_\delta} \text{MSE}_\theta(\hat{\boldsymbol{\theta}}_{n+1}) + O(1) \quad (85)$$

$$\leq \frac{1}{2} \sum_{n=2}^{\eta_\delta} \frac{\kappa(\boldsymbol{\theta})}{n} + O(1) \quad (86)$$

$$= \frac{\kappa(\boldsymbol{\theta})}{2} \log \eta_\delta + O(1) \quad (87)$$

$$= \frac{\kappa(\boldsymbol{\theta})}{2} \log b + O(1). \quad (88)$$

Substituting (88) and (74) into (69) and choosing $b = \log \gamma$ completes the proof.

REFERENCES

- [1] A. Tartakovsky, I. Nikiforov, and M. Basseville, *Sequential analysis: Hypothesis testing and changepoint detection*. CRC Press, 2014.
- [2] H. V. Poor and O. Hadjilaidis, *Quickest Detection*. Cambridge University Press, 2008.
- [3] L. Xie, S. Zou, Y. Xie, and V. V. Veeravalli, “Sequential (quickest) change detection: Classical results and new directions,” *IEEE Journal on Selected Areas in Information Theory*, vol. 2, no. 2, pp. 494–514, 2021.
- [4] V. V. Veeravalli and T. Banerjee, “Quickest change detection,” in *Academic Press Library in Signal Processing*. Elsevier, 2014, vol. 3, pp. 209–255.
- [5] G. Lorden, “Procedures for reacting to a change in distribution,” *The Annals of Mathematical Statistics*, vol. 42, no. 6, pp. 1897–1908, 1971.
- [6] T. L. Lai, “Information bounds and quick detection of parameter changes in stochastic systems,” *IEEE Transactions on Information Theory*, vol. 44, no. 7, pp. 2917–2929, 1998.
- [7] R. S. Sparks, “CUSUM charts for signalling varying location shifts,” *Journal of Quality Technology*, vol. 32, no. 2, pp. 157–171, 2000.
- [8] G. Lorden and M. Pollak, “Nonanticipating estimation applied to sequential analysis and changepoint detection,” *The Annals of Statistics*, vol. 33, no. 3, pp. 1422 – 1454, 2005.
- [9] Y. Cao, L. Xie, Y. Xie, and H. Xu, “Sequential change-point detection via online convex optimization,” *Entropy*, vol. 20, no. 2, 2018.
- [10] L. Xie, G. V. Moustakides, and Y. Xie, “Window-limited CUSUM for sequential change detection,” *IEEE Transactions on Information Theory*, vol. 69, no. 9, pp. 5990–6005, 2023.
- [11] E. J. Candès, “Modern statistical estimation via oracle inequalities,” *Acta Numerica*, vol. 15, p. 257–325, 2006.

- [12] D. Fourdrinier, W. E. Strawderman, and M. T. Wells, *Shrinkage estimation*. Springer, 2018.
- [13] W. James and C. Stein, “Estimation with Quadratic Loss,” in *Proceedings of the Fourth Berkeley Symposium on Mathematical Statistics and Probability, Volume 1: Contributions to the Theory of Statistics*. University of California Press, 1961, pp. 361–379.
- [14] J. Manton, V. Krishnamurthy, and H. Poor, “James-Stein state filtering algorithms,” *IEEE Transactions on Signal Processing*, vol. 46, no. 9, pp. 2431–2447, 1998.
- [15] J. A. Meda-Campaña, “On the estimation and control of nonlinear systems with parametric uncertainties and noisy outputs,” *IEEE Access*, vol. 6, pp. 31 968–31 973, 2018.
- [16] J. Hausser and K. Strimmer, “Entropy inference and the James-Stein estimator, with application to nonlinear gene association networks,” *Journal of Machine Learning Research*, vol. 10, no. 7, 2009.
- [17] Y. Wu, B. Tracey, P. Natarajan, and J. P. Noonan, “James–Stein type center pixel weights for non-local means image denoising,” *IEEE Signal Processing Letters*, vol. 20, no. 4, pp. 411–414, 2013.
- [18] M. P. Nguyen and S. Y. Chun, “Bounded self-weights estimation method for non-local means image denoising using minimax estimators,” *IEEE Transactions on Image Processing*, vol. 26, no. 4, pp. 1637–1649, 2017.
- [19] Y. Wang and Y. Mei, “Large-scale multi-stream quickest change detection via shrinkage post-change estimation,” *IEEE Transactions on Information Theory*, vol. 61, no. 12, pp. 6926–6938, 2015.
- [20] A. G. Tartakovsky, B. L. Rozovskii, R. B. Blažek, and H. Kim, “Detection of intrusions in information systems by sequential change-point methods,” *Statistical Methodology*, vol. 3, no. 3, pp. 252–293, 2006.
- [21] A. G. Tartakovsky and V. V. Veeravalli, “Change-point detection in multichannel and distributed systems with applications,” in *Applied Sequential Methodologies: An Edited Volume*, N. Mukhopadhyay, S. Datta, and S. Chattopadhyay, Eds. Marcel-Dekker, 2004.
- [22] Y. Mei, “Efficient scalable schemes for monitoring a large number of data streams,” *Biometrika*, vol. 97, no. 2, pp. 419–433, 2010.
- [23] G. Fellouris and G. Sokolov, “Second-order asymptotic optimality in multisensor sequential change detection,” *IEEE Transactions on Information Theory*, vol. 62, no. 6, pp. 3662–3675, 2016.
- [24] Y. Xie and D. Siegmund, “Sequential multi-sensor change-point detection,” *The Annals of Statistics*, vol. 41, no. 2, pp. 670 – 692, 2013.
- [25] K. Liu, R. Zhang, and Y. Mei, “Scalable sum-shrinkage schemes for distributed monitoring large-scale data streams,” *Statistica Sinica*, vol. 29, no. 1, pp. 1–22, 2019.
- [26] G. V. Moustakides, “Optimal stopping times for detecting changes in distributions,” *The Annals of Statistics*, vol. 14, no. 4, pp. 1379–1387, 1986.
- [27] Q. Xu, Y. Mei, and G. V. Moustakides, “Optimum multi-stream sequential change-point detection with sampling control,” *IEEE Transactions on Information Theory*, vol. 67, no. 11, pp. 7627–7636, 2021.
- [28] D. Siegmund and E. S. Venkatraman, “Using the generalized likelihood ratio statistic for sequential detection of a change-point,” *The Annals of Statistics*, vol. 23, no. 1, pp. 255 – 271, 1995.
- [29] D. Siegmund and B. Yakir, “Minimax optimality of the shiryayev–roberts change-point detection rule,” *Journal of Statistical Planning and Inference*, vol. 138, no. 9, pp. 2815–2825, 2008.
- [30] H. Robbins and D. Siegmund, “A class of stopping rules for testing parametric hypotheses,” in *Proceedings of the Sixth Berkeley Symposium on Mathematical Statistics and Probability (Univ. California, Berkeley, CA, 1970/1971)*, vol. 4, 1972, pp. 37–41.
- [31] —, “The expected sample size of some tests of power one,” *The Annals of Statistics*, vol. 2, no. 3, pp. 415 – 436, 1974.
- [32] E. Lehmann and G. Casella, *Theory of Point Estimation*, ser. Springer Texts in Statistics. Springer New York, 2006.

- [33] B. Efron and C. Morris, “Stein’s estimation rule and its competitors—an empirical Bayes approach,” *Journal of the American Statistical Association*, vol. 68, no. 341, pp. 117–130, 1973.
- [34] K. P. Srinath and R. Venkataramanan, “Cluster-seeking James–Stein estimators,” *IEEE Transactions on Information Theory*, vol. 64, no. 2, pp. 853–874, 2018.
- [35] E. I. George, “Combining minimax shrinkage estimators,” *Journal of the American Statistical Association*, vol. 81, no. 394, pp. 437–445, 1986.
- [36] A. W. van der Vaart, “Superefficiency,” in *Festschrift for Lucien Le Cam: Research Papers in Probability and Statistics*, D. Pollard, E. Torgersen, and G. L. Yang, Eds. Springer New York, 1997, pp. 397–410.
- [37] L. LeCam, “On some asymptotic properties of maximum likelihood estimates and related Bayes’ estimates,” *University of California Publications in Statistics.*, vol. 1, pp. 277–329, 1953.
- [38] A. C. Brandwein, S. Ralescu, and W. E. Strawderman, “Shrinkage estimators of the location parameter for certain spherically symmetric distributions,” *Annals of the Institute of Statistical Mathematics*, vol. 45, pp. 551–565, 1993.
- [39] S. Boucheron, G. Lugosi, and P. Massart, *Concentration Inequalities: A Nonasymptotic Theory of Independence*. Oxford University Press, 2013.