

# Giant Hall effect in two-dimensional CoSi<sub>2</sub> granular arrays

Elica Anne Heredia,<sup>1</sup> Shao-Pin Chiu,<sup>2</sup> Ba-Anh-Vu Nguyen,<sup>3</sup> Ruey-Tay Wang,<sup>3</sup> Chih-Yuan Wu,<sup>2</sup> Sheng-Shiuan Yeh,<sup>1, 4, a)</sup> and Juhn-Jong Lin<sup>3, a)</sup>

<sup>1)</sup>International College of Semiconductor Technology, National Yang Ming Chiao Tung University, Hsinchu 30010, Taiwan

<sup>2)</sup>Department of Physics, Fu Jen Catholic University, Taipei 24205, Taiwan

<sup>3)</sup>Department of Electrophysics, National Yang Ming Chiao Tung University, Hsinchu 30010, Taiwan

<sup>4)</sup>Center for Emergent Functional Matter Science, National Yang Ming Chiao Tung University, Hsinchu 30010, Taiwan

(Dated: 26 March 2024)

Granular metals offer tailorable electronic properties and play crucial roles in device and sensor applications. We have fabricated a series of nonmagnetic granular CoSi<sub>2</sub> thin films and studied the Hall effect and transport properties. We observed a two orders of magnitude enhancement in the Hall coefficient in films fall slightly above the metal-insulator transition. This giant Hall effect (GHE) is ascribed to the local quantum-interference effect induced reduction of the charge carriers. Transmission electron microscopy images and transport properties indicate that our films form two-dimensional granular arrays. The GHE may provide useful and sensitive applications.

## I. INTRODUCTION

Granular metals,  $M_xI_{1-x}$ , are composites comprising metals ( $M$ ) and insulators ( $I$ ), where  $x$  denotes the volume or area fraction of  $M$ .<sup>1</sup> In granular composites, the size of metallic particles typically ranges from a few to hundreds of nanometers. Granular metals are inhomogeneously disordered, which forms either three-dimensional (3D) or two-dimensional (2D) arrays, depending on the metal grain size relative to film thickness. They can be considered as artificial solids with engineerable electronic and optical characteristics.<sup>2</sup> They serve as not only useful materials for nanotechnology applications but also controllable systems for exploring the quantum-interference and electron-electron interaction (EEI) effects<sup>2,3</sup> as well as the percolation problem.<sup>1</sup> In practice, research on granular composites has led to the development of chemical sensors,<sup>4,5</sup> strain gauges,<sup>6,7</sup> temperature-insensitive resistors,<sup>8</sup> etc.

The Hall coefficient  $R_H$  provides important information about the charge carrier density ( $n^*$ ) and polarity in a conductor. The knowledge of  $R_H$  of granular metals, especially its behavior in the vicinity of the percolation threshold or the metal-insulator transition (MIT), is of particular interest. According to the classical percolation theory,  $R_H$  is sensitive to the dimensionality of the system.<sup>9-12</sup> In 3D, the theory predicts that as  $x$  decreases from 1,  $R_H$  monotonically increases and takes a maximum value at the classical percolation threshold ( $x_c$ ). In 2D, the theory predicts that  $R_H$  retains the same value of that of the pure metal in the entire metallic regime ( $x \geq x_c$ ). These classical predictions for the 3D case<sup>13</sup> and 2D case<sup>14</sup> were previously observed in experiments. In this work, we report a finding of an enhancement by a factor  $\approx 100$  of  $R_H$  as  $x$  approaches the quantum percolation threshold, denoted by  $x_q$  ( $> x_c$ ), in a series of CoSi<sub>2</sub> thin films which form

2D granular arrays. To our knowledge, such giant Hall effect (GHE) in 2D granular arrays has never been previously found. We interpret that the GHE arises from a reduction of  $n^*$  due to the carrier localization induced by the local quantum interference effect in an inhomogeneously disordered systems containing rich microstructures.<sup>15</sup> We mention that a continuous CoSi<sub>2</sub> film is a good metal with its temperature ( $T$ ) behavior of resistivity well described by the Boltzmann transport equation, until it undergoes superconducting at about 1.5 K.<sup>16</sup>

## II. EXPERIMENTAL METHOD

A series of CoSi<sub>2</sub> thin films with various thicknesses, and thus grain sizes, were grown on  $\approx 300$ -nm-thick SiO<sub>2</sub> capped Si substrates. A Si layer with thickness  $t_{\text{Si}}$  was deposited on the substrate via thermal evaporation in a high vacuum ( $\sim 2 \times 10^{-6}$  torr), followed by the evaporation deposition of a Co layer of thickness  $t_{\text{Co}}$ . The ratio  $t_{\text{Si}} = 3.6t_{\text{Co}}$  was chosen to ensure a complete reaction between Co and Si to form the CoSi<sub>2</sub> phase in subsequent thermal annealing process.<sup>17</sup> After the thermal annealing process, the thickness  $t$  of the resulted CoSi<sub>2</sub> film was expected to be  $t \simeq 3.5t_{\text{Co}}$ , as previously established.<sup>18</sup> This series of films, called group A, had thickness  $t$  in the range  $11 < t < 52$  nm and form a 2D granular array. A second series of CoSi<sub>2</sub> films, called group B, with  $33 < t < 105$  nm was grown via the deposition of a  $t_{\text{Co}}$  thick Co layer directly on a high-purity Si(100) substrate. The as-deposited groups A and B films were annealed in a high vacuum ( $\sim 1 \times 10^{-6}$  torr) at 600–800°C for 1 h to form the CoSi<sub>2</sub> phase. The CoSi<sub>2</sub> structure was polycrystalline in group A, while nominally epitaxial in group B.<sup>17</sup> To facilitate transport measurements, a metal shadow mask was used during the deposition process to define a Hall bar geometry of 1 mm wide and 1 mm long. The relevant parameters of our films are listed in Table I.

The topology of the CoSi<sub>2</sub> film surface was characterized

<sup>a)</sup> Authors to whom correspondence should be addressed: ssyeh@nycu.edu.tw (S.S.Y.) and jjlin@nycu.edu.tw (J.J.L.)

by the atomic force microscopy (AFM) (DFM SPA 400). The cross-sectional transmission electron microscopy (TEM) studies were performed using a high resolution transmission electron microscope (JEOL JEM-F200). Four-probe electrical and Hall effect measurements were carried out using a closed-cycle refrigerator and a  $^3\text{He}$  fridge.

### III. RESULTS AND DISCUSSION

#### A. Giant Hall effect in 2D $\text{CoSi}_2$ granular arrays

In Fig. 1(a), the surface topography for three group A and one group B  $\text{CoSi}_2$  films measured by AFM reveals mountain peak-like profiles. Assuming these peaks reflect the profiles of the surfaces of the constituent grains and grains are spherical, we estimate the grain size ( $a_{\text{AFM}}$ ) in each film using the Gwyddion software (version 2.61). The data gathered from the AFM images were first leveled by mean plane subtraction, followed by row aligning using the median and matching methods. Horizontal scars or strokes were corrected to ensure accuracy, followed by color mapping to aid in selecting the appropriate range for analysis. Individual grains were then identified by selecting a threshold height of 50 percent, and all grain sizes within a  $1\text{-}\mu\text{m}^2$  area were measured and averaged. The obtained  $a_{\text{AFM}}$  values are listed in Table I.

Figure 1(b) shows the variation of  $a_{\text{AFM}}$  with  $t$ . For the B105 film, we obtain  $a_{\text{AFM}} \approx 330$  nm, which is close to that determined from the scanning electron microscopy (SEM) and the TEM images.<sup>19</sup> For group A films, as  $t$  increases from 11 to 52 nm,  $a_{\text{AFM}}$  increases from 12 to  $\approx 50$  nm. For group B films, as  $t$  increases from 33 to 105 nm,  $a_{\text{AFM}}$  increases from  $\approx 50$  to  $\approx 330$  nm. We note that, in every film,  $a_{\text{AFM}} \gtrsim t$ . This implies that all of our films are constituted of a single layer of  $\text{CoSi}_2$  grains. The TEM images in Fig. 1(c) and those from our previous work<sup>19</sup> also confirm this assertion. Thus, our  $\text{CoSi}_2$  films form 2D granular arrays (see further discussion below).

We have measured the longitudinal resistivity  $\rho_{xx}$  and  $R_H$  of our films and obtained  $n^*$  from  $n^* = 1/eR_H$ . The Hall effect measurements indicate that the charge carriers are holes, in consistency with our previous results<sup>16,17</sup> and band structure calculations.<sup>20,21</sup> The elastic electron mean free path  $\ell_e$  is then calculated through  $\rho_{xx}^{-1} = k_F^2 e^2 \ell_e / (3\pi^2 \hbar)$ , with the Fermi wavenumber  $k_F = (3\pi^2 n^*)^{1/3}$ . The value of the product  $k_F \ell_e$  for every film is listed in Table I. Figure 2 shows the normalized resistivity,  $\rho_{xx}(T)/\rho_{xx}(2\text{K})$ , as a function of  $T$  for several group A films between 2 and 10 K. We see that those films having  $t \gtrsim 20$  nm exhibit metallic behavior, *i.e.*,  $\rho_{xx}$  increases with increasing  $T$ ; while those films having  $t \lesssim 18$  nm reveal insulating behavior, *i.e.*,  $\rho_{xx}$  decreases with increasing  $T$ . Thus, the metal-insulator transition occurs around  $t \simeq 19$  nm. In other words, for films with  $t \gtrsim 20$  nm, the neighboring  $\text{CoSi}_2$  grains are geometrically connected, forming a percolating conduction array. For films with  $t \lesssim 18$  nm, the  $\text{CoSi}_2$  grains are geometrically disconnected. The inset of Fig. 2 shows  $\rho_{xx}(2\text{K})$  as a function of  $t$ . As  $t$  decreases from 53 to 11 nm,  $\rho_{xx}(2\text{K})$  increases rapidly from 131 to  $4230\text{ }\mu\Omega\text{ cm}$ ,

TABLE I. Relevant parameters of  $\text{CoSi}_2$  films.  $t$  is film thickness,  $a_{\text{AFM}}$  is mean diameter of  $\text{CoSi}_2$  grains,  $k_F$  is Fermi wavenumber,  $\ell_e$  is elastic mean free path, and  $L_\phi$  is dephasing length.

Film	$t$ (nm)	$a_{\text{AFM}}$ (nm)	$k_F \ell_e$	$L_\phi(2\text{K})$ (nm)
A11	11	12	1.0	40
A14	14	20	1.5	38
A18	18	26	3.1	47
A20	20	28	5.1	40
A20.5	20.5	30	8.3	—
A21	21	32	10	57
A22	22	32	10	—
A23	23	35	11	69
A35	35	47	21	100
A52	52	51	24	130
B33	33	52	310	690
B70	70	60	510	1300
B105	105	330	540	1400

indicating that the granularity plays an increasingly important role especially when  $t$  decreases to below about 20 nm. For comparison,  $\rho_{xx}(2\text{K}) = 4.55, 2.70$  and  $2.50\text{ }\mu\Omega\text{ cm}$  for nominally continuous films B33, B70 and B105, respectively.

Figure 3 shows  $R_H$  as a function of  $\rho_{xx}$  at  $T = 2\text{ K}$ . The thickest film B105 has the lowest Hall coefficient  $R_H \simeq 2.5 \times 10^{-10}\text{ m}^3/\text{C}$ , in agreement with the previous result.<sup>22,23</sup> This film will serve as our reference film with the  $R_H$  value for a good  $\text{CoSi}_2$  metal. Note that for films A21–A52,  $R_H$  monotonically increases with increasing  $\rho_{xx}$ , reaching a maximum value of  $\approx 2.8 \times 10^{-8}\text{ m}^3/\text{C}$  (corresponding to  $n^* \approx 2.2 \times 10^{26}\text{ m}^{-3}$ ) in film A21. This is a film falling just above the MIT. Interestingly, as  $\rho_{xx}(t)$  further increases (decreases),  $R_H$  progressively decreases to  $\approx 8.7 \times 10^{-9}\text{ m}^3/\text{C}$  in film A11, which falls below the MIT. We emphasize that the  $R_H$  value of film A21 is  $\approx 100$  times larger than that of film B105. This is the GHE.<sup>24</sup> Recall that according to the classical percolation theory,<sup>15,25</sup>  $R_H(x \rightarrow x_c)$  will be enhanced by a factor  $\sim (t/a)^{\tilde{g}/\nu}$ , where  $\tilde{g}$  is the critical exponent of Hall resistivity,  $\nu$  is the exponent of the correlation length, and  $a$  is the grain size. However, for a 2D percolation system,  $\tilde{g} = 0$  (Ref. 11) and  $\nu = 4/3$  (Ref. 26), thus  $R_H$  should remain a constant in the entire metallic regime ( $x \lesssim x_c$ ), as mentioned.<sup>9–12</sup> This prediction was confirmed by a previous study of 2D granular Au films.<sup>14</sup> On the other hand,  $\tilde{g} = 0.4$  and  $\nu = 0.9$  in 3D, thus an enhancement of  $R_H(x_c)$  by a factor of  $\sim 10$  is expected for, *e.g.*, a thick granular film with  $t = 1\text{ }\mu\text{m}$  and  $a = 10\text{ nm}$ . The GHE means that the measured  $R_H(x \rightarrow x_q)$  value is orders of magnitude larger than the classical  $R_H(x \rightarrow x_c)$  value.

Wan and Sheng<sup>24</sup> have developed a quantum percolation theory which considers the wave nature of the charge carriers in a 3D nonmagnetic granular system. At low  $T$ , when the electron dephasing length  $L_\phi$  is larger than the feature size ( $\xi$ ) of the microstructures, the carrier wavefunctions will undergo multiple scattering in the random percolating clusters of the conducting channels until a phase-breaking event takes place. Such multiple coherent scattering leads to a local quantum-interference effect which causes significant localization of carrier wavefunctions as  $x \rightarrow x_q$ . Consequently,  $n^*$  will

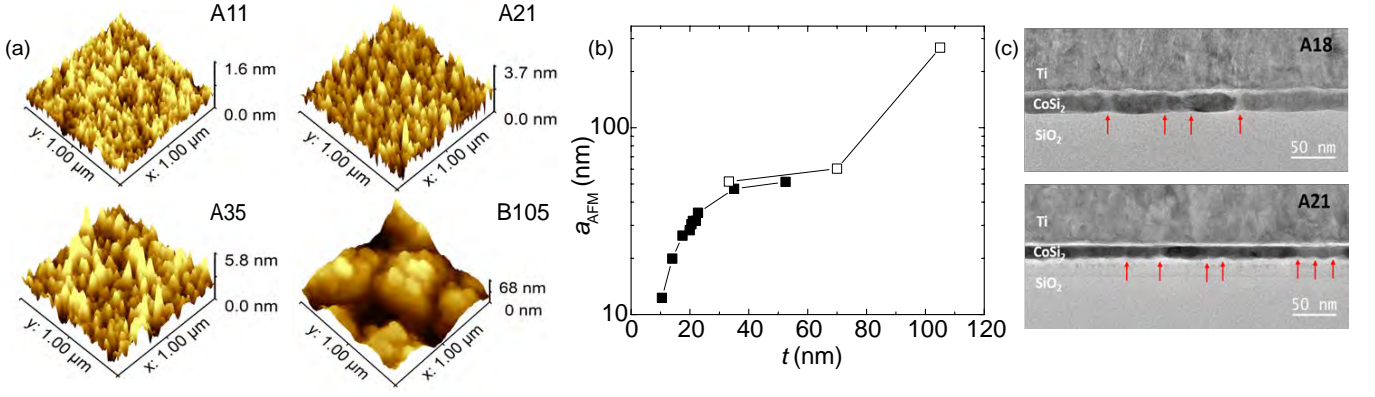


FIG. 1. (a) AFM images for four films, as indicated. (b) Average grain size  $a_{\text{AFM}}$  as a function of  $t$ . Solid (open) symbols denote group A (B) films. (c) Cross-sectional TEM images for films A18 and A21. Red arrows indicate the boundaries between neighboring  $\text{CoSi}_2$  grains.

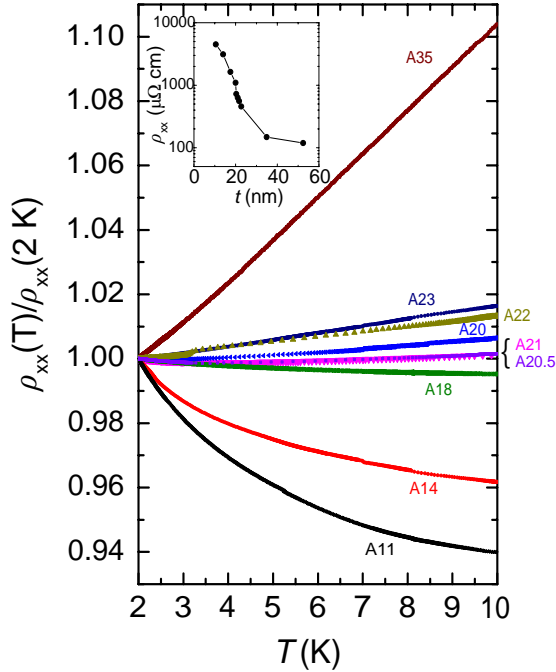


FIG. 2. Normalized longitudinal resistivity  $\rho_{xx}(T)/\rho_{xx}(2\text{K})$  as a function of  $T$  for group A films, as indicated. Inset: Variation of  $\rho_{xx}(2\text{K})$  with  $t$  for group A films.

be greatly reduced, which in turn gives rise to a greatly enhanced  $R_H$  at  $x \simeq x_q$  ( $> x_c$ ). This theory has successfully explained the GHE observed in 3D  $\text{Cu}_x(\text{SiO}_2)_{1-x}$  composites<sup>15</sup> and  $\text{Mo}_x(\text{SnO}_2)_{1-x}$  composites,<sup>25</sup> where an enhancement by a factor of nearly three orders of magnitude in  $R_H(x \rightarrow x_q)$  was observed. Due to this local quantum interference effect, which is absent in the classical percolation theory,  $R_H$  peaks at a metal volume fraction  $x_q > x_c$ . The GHE in 2D has not been theoretically treated in the literature.

To clarify the underlying physics for the GHE observed in our group A films, we have measured the weak-localization

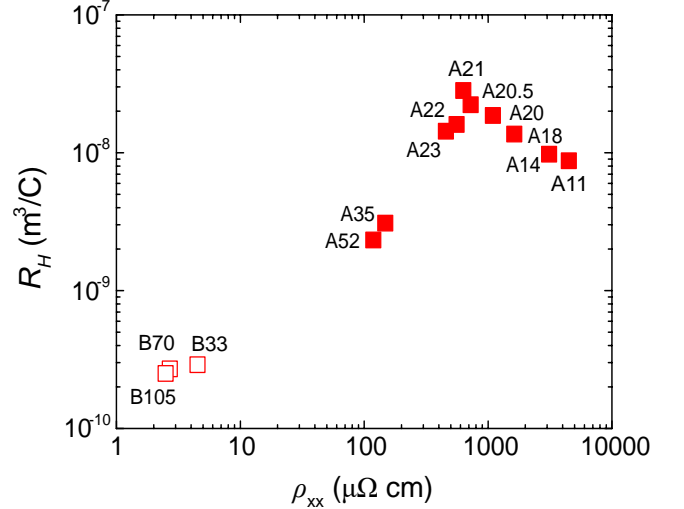


FIG. 3. Hall coefficient  $R_H$  as a function of  $\rho_{xx}$  for granular group A and nominally epitaxial group B films at  $T = 2\text{K}$ .

induced magnetoresistance<sup>27</sup> at low  $T$  and extracted  $L_\phi$  for each film, see Table I. The  $L_\phi(2\text{K})$  values in group B nominally epitaxial films are much longer than those in group A polycrystalline films, as expected. In both cases,  $L_\phi$  decreases with decreasing  $t$ , due to an increasing dephasing rate as the disorder is increased with decreasing  $t$  and decreasing  $a_{\text{AFM}}$ . Most important, we obtain  $L_\phi(2\text{K}) > \xi \sim a_{\text{AFM}} > t$  in all films. Consequently, multiple coherent electron scattering within a characteristic area of  $L_\phi^2$  leads to a quasi-2D local quantum interference effect, resulting in a reduced  $n^*$  and an enhanced  $R_H$ .<sup>15,24</sup>

In the percolation theory, the relevant parameter is the metal volume (area) fraction  $x$ , which cannot be accurately determined in our films. Nevertheless, we know that  $x_c$  occurs around  $t \approx 19\text{ nm}$  where the MIT takes place. On the other hand, we may assume  $x_q$  occur around  $t \approx 21\text{ nm}$  where the  $R_H$  value peaks. This is in consistency with the above quantum percolation theory prediction that  $x_q > x_c$ .<sup>24</sup> At this criti-

cal thickness, one expects the film have a value of the product  $k_F \ell_e \sim 2\pi$ , i.e., the Ioffe-Regel criterion, see Table I. Thus, our observation of the 2D version of the GHE is satisfactorily understood.

### B. Transport in 2D CoSi<sub>2</sub> granular arrays

To further clarify the occurrence of the GHE and the array dimensionality ( $\tilde{d}$ ) of group A films, we study their longitudinal transport behavior. Figure 4 shows the sheet conductivity  $\sigma_{\square}$  as a function of  $T$  for films A11, A14 and A18, which have  $x < x_c$ . We find a  $\sigma_{\square} \propto \ln T$  dependence in the temperature regime  $T_1 < T < T_2$ , with  $T_1 \approx 3, 3$  and  $1.2$  K, and  $T_2 \approx 60, 37$  and  $16$  K, for films A11, A14 and A18, respectively. This  $\ln T$  behavior does not originate from the 2D EEI effect of Altshuler and Aronov (AA),<sup>28</sup> which considers homogeneously disordered metals. To rule out this scenario, we may first assume our films be homogeneously disordered and calculate the thermal diffusion length  $L_T = \sqrt{D\hbar/k_B T}$ , where  $D = \hbar k_F \ell_e / 3m^*$  is the diffusion constant,  $\hbar$  is the reduced Planck constant, and  $m^*$  is the effective electron mass. (We take  $m^*$  to be the free electron mass.<sup>22</sup>) We obtain  $L_T < t$  in the regime  $T_1 < T < T_2$  for films A11, A14 and A18. This implies that these films, if homogeneously disordered, should be 3D with regard to the AA EEI effect, then the conductivity correction must obey a  $\sqrt{T}$  temperature dependence.<sup>28</sup> This is clearly not the case.

In fact, our results must be explained by the electron tunneling conduction in the presence the EEI effect in a granular array. In the strong intergranular coupling regime with  $g_T > g_c$ , the transport properties of granular metals have been theoretically addressed,<sup>2</sup> where  $g_T$  is a dimensionless tunneling conductance between neighboring grains,  $g_c = (1/2\pi\tilde{d}) \ln(E_c/\tilde{\delta})$  is a critical conductivity,  $E_c = e^2/4\pi\epsilon_0\epsilon_r a$  is the charging energy with  $\epsilon_0$  ( $\epsilon_r$ ) being the permittivity of vacuum (dielectric constant of  $I$ ), and  $\tilde{\delta}$  is the mean energy level spacing in a grain. The granular metal theory predicts that, in the temperature regime  $T^* = g_T \tilde{\delta} / k_B \leq T \ll E_c$  ( $k_B$  is the Boltzmann constant), incoherent tunneling processes on scales approximately equal to the grain size  $a$  play a pivotal role in governing the system conductivity, causing a conductivity correction ( $\delta\sigma_1$ ). As the temperature further decreases to  $T < T^*$ , the coherent electron motion on scales larger than  $a$  becomes important, causing another conductivity correction ( $\delta\sigma_2$ ). Thus, the total conductivity is given by  $\sigma(T) = \sigma_0 + \delta\sigma_1(T) + \delta\sigma_2(T)$ , where  $\sigma_0 = (2e^2/\hbar)g_T a^{2-\tilde{d}}$  is the conductivity without the EEI effect,

$$\delta\sigma_1(T) = -\frac{\sigma_0}{2\pi g_T \tilde{d}} \ln \left[ \frac{g_T E_c}{\max(k_B T, g_T \tilde{\delta})} \right], \quad (1)$$

and, for  $\tilde{d} = 2$ ,

$$\delta\sigma_2(T) = -\frac{\sigma_0}{4\pi^2 g_T} \ln \left( \frac{g_T \tilde{\delta}}{k_B T} \right). \quad (2)$$

We note that the  $\delta\sigma_2$  term reproduces the AA EEI effect by taking the screening factor  $\tilde{F}$  to be zero.

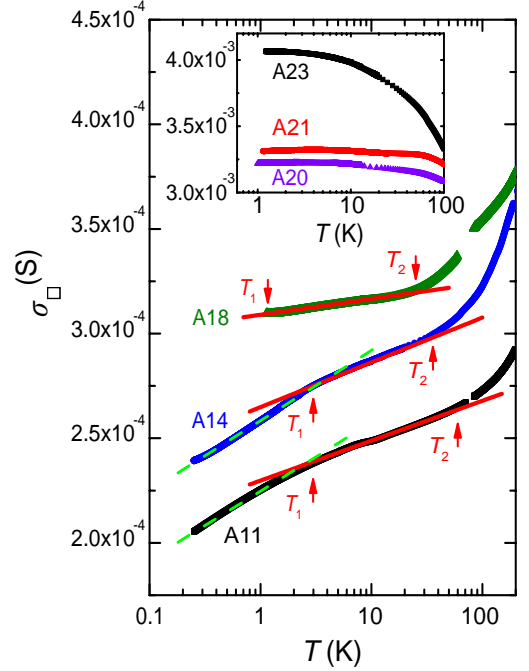


FIG. 4. Sheet conductivity  $\sigma_{\square}$  as a function of  $T$  for films A11, A14 and A18. The data of A14 (A18) are offset by  $-2 \times 10^{-4}$  ( $-7.6 \times 10^{-4}$ ) S, for clarity. Inset:  $\sigma_{\square}$  as a function of  $T$  for films A20, A21 and A23. The data of A20 (A23) are offset by  $1.4 \times 10^{-3}$  ( $-9 \times 10^{-4}$ ) S, for clarity.

Figure 4 shows that our results can be well described by the predictions (red straight lines) of Eq. (1) in the intermediate  $T$  regime. For a quantitative analysis, we may take  $E_c \approx 10k_B T_2$  (Ref. 29) and  $\epsilon_r \approx 2.5$  to estimate  $a$ .<sup>30</sup> The  $a$  value thus obtained (see Table II) is comparable with the corresponding  $a_{\text{AFM}}$  value. From the fitted  $\sigma_0$  and  $g_T$  values, the  $T^*$  values can be calculated with  $\tilde{\delta} \approx 1/v_0 a^3$ , where  $v_0$  is the density of states (DOS) at the Fermi energy of the free-electron model. The  $g_c$  values can also be calculated. We obtain  $T^* \approx T_1$  and  $g_T > g_c$  for each film, supporting the interpretation in terms of the  $\delta\sigma_1$  correction. Moreover, below  $T^*$ , a crossover to the  $\delta\sigma_2$  correction is observed in the two most granular films, A11 and A14, as indicated by the fitted green dashed straight lines given by Eq. (2).<sup>31</sup> Thus, the results of Fig. 4 over the wide temperature from 0.25 K to  $T_2$  indicate that our films form 2D, rather than 3D, granular arrays. This conclusion is in line with the 2D granular array structure determined from the AFM and TEM images discussed above.

The inset of Fig. 4 shows that films A20, 21 and 23 reveal metallic behavior, with  $\sigma_{\square}$  increasing with decreasing  $T$ . This result further supports the GHE theory prediction that  $R_H$  should peak at  $x_q > x_c$ . Furthermore, we note that the large  $R_H$  enhancement in film A21 cannot be ascribed to the suppression of DOS. The granular metal theory has calculated the corrections to the DOS due to the EEI effect in the presence of granularity.<sup>32,33</sup> For  $\tilde{d} = 2$  and at  $T \lesssim T^*$ , the correction to the DOS at the Fermi energy ( $\delta v_2$ ) is given by  $\delta v_2/v_0 =$

TABLE II. Relevant parameters for three films.  $E_c$  is the charging energy,  $a$  is the grain diameter calculated from  $E_c$ ,  $g_T$  is the dimensionless intergranular tunneling conductance, and  $T^*$  is a crossover temperature defined in the text.

Film	$E_c/k_B$ (K)	$a$ (nm)	$g_T$	$T^*$ (K)
A11	600	11	2.8	6.6
A14	370	18	4.4	2.5
A18	160	42	27	1.3

$-(16\pi^2 g_T)^{-1} [\ln(g_T \delta/k_B T) \ln(g_T E_c/k_B T \delta^3 + 2\ln^2(E_c/\delta))]$ . This result indicates that a smaller grain size (a larger  $E_c$ ) and a smaller  $g_T$  will cause a larger  $|\delta v_2|$ . Consider, for example, film A18. From the values  $E_c/k_B \sim 160$  K and  $g_T \sim 27$ , we estimate  $\delta v_2/v_0 \approx -3\%$ , which would lead to a  $\sim 3\%$  increase in  $R_H$  through the relation  $\delta n^*/n^* \propto \delta v_2/v_0$ , where  $\delta n^*$  is a correction to  $n^*$ . For the more continuous and less granular film A21,  $\delta v_2/v_0$  should be smaller than that in film A18. This small correction of DOS certainly cannot explain the observed GHE.

#### IV. CONCLUSION

We have fabricated a series of two-dimensional granular CoSi<sub>2</sub> films which encompasses the metal-insulator transition. We observe an enhanced Hall coefficient by a factor of  $\approx 100$ , which occurs in a film falling slightly above the metal-insulator transition. We explain this result in terms of the giant Hall effect due to the local quantum-interference effect induced reduction of charge carriers. The two dimensionality of our granular arrays is confirmed by transmission electron microscopy studies and low-temperature transport properties. Granular CoSi<sub>2</sub> films are stable under ambient conditions. Their large Hall effect may benefit useful and sensitive applications.

#### ACKNOWLEDGMENTS

This work was supported by the National Science and Technology Council of Taiwan through grant numbers 110-2112-M-A49-015 and 111-2119-M-007-005 (J.J.L.), and 110-2112-M-A49-033-MY3 (S.S.Y.). S.S.Y. was partly supported by the Center for Emergent Functional Matter Science of NYCU from The Featured Areas Research Center Program within the framework of the Higher Education Sprout Project by the Ministry of Education of Taiwan. The authors acknowledge the use of HRTEM at the Instrument Center of National Tsing Hua University (Taiwan).

<sup>1</sup>M. C. B. Abeles, Ping Sheng and Y. Arie, *Advances in Physics* **24**, 407 (1975), <https://doi.org/10.1080/00018737500101431>.

<sup>2</sup>I. S. Beloborodov, A. V. Lopatin, V. M. Vinokur, and K. B. Efetov, *Reviews of Modern Physics* **79**, 469 (2007).

<sup>3</sup>Y.-J. Zhang, Z.-Q. Li, and J.-J. Lin, *Physical Review B* **84**, 052202 (2001).

- <sup>4</sup>J. van Lith, A. Lassesson, S. A. Brown, M. Schulze, J. G. Partridge, and A. Ayesh, *Applied Physics Letters* **91**, 181910 (2007), [https://pubs.aip.org/aip/apl/article-pdf/doi/10.1063/1.2802730/14382618/181910\\_1\\_online.pdf](https://pubs.aip.org/aip/apl/article-pdf/doi/10.1063/1.2802730/14382618/181910_1_online.pdf).
- <sup>5</sup>K.-H. Müller, E. Chow, L. Wiczorek, B. Raguse, J. S. Cooper, and L. J. Hubble, *Physical Chemistry Chemical Physics* **13**, 18208 (2011).
- <sup>6</sup>J. Herrmann, K.-H. Müller, T. Reda, G. R. Baxter, B. Raguse, G. J. J. B. de Groot, R. Chai, M. Roberts, and L. Wiczorek, *Applied Physics Letters* **91**, 183105 (2007), [https://pubs.aip.org/aip/apl/article-pdf/doi/10.1063/1.2805026/14381901/183105\\_1\\_online.pdf](https://pubs.aip.org/aip/apl/article-pdf/doi/10.1063/1.2805026/14381901/183105_1_online.pdf).
- <sup>7</sup>M. Huth, *Journal of Applied Physics* **107**, 113709 (2010), [https://pubs.aip.org/aip/jap/article-pdf/doi/10.1063/1.3443437/13198002/113709\\_1\\_online.pdf](https://pubs.aip.org/aip/jap/article-pdf/doi/10.1063/1.3443437/13198002/113709_1_online.pdf).
- <sup>8</sup>M. M. A. Yajadda, I. Levchenko, and K. Ostrikov, *Journal of Applied Physics* **110**, 023303 (2011), [https://pubs.aip.org/aip/jap/article-pdf/doi/10.1063/1.3610497/15075216/023303\\_1\\_online.pdf](https://pubs.aip.org/aip/jap/article-pdf/doi/10.1063/1.3610497/15075216/023303_1_online.pdf).
- <sup>9</sup>B. I. Shklovskii, *Soviet Physics Journal of Experimental and Theoretical Physics* **45**, 152 (1977).
- <sup>10</sup>D. J. Bergman, Y. Kantor, D. Stroud, and I. Webman, *Physical Review Letters* **50**, 1512 (1983).
- <sup>11</sup>J. P. Straley, *Journal of Physics C: Solid State Physics* **13**, L773 (1980).
- <sup>12</sup>H. J. Juretschke, R. Landauer, and J. A. Swanson, *Journal of Applied Physics* **27**, 838 (1956), [https://pubs.aip.org/aip/jap/article-pdf/27/7/838/18315858/838\\_1\\_online.pdf](https://pubs.aip.org/aip/jap/article-pdf/27/7/838/18315858/838_1_online.pdf).
- <sup>13</sup>B. Bandyopadhyay, P. Lindenfeld, W. L. McLean, and H. K. Sin, *Physical Review B* **26**, 3476 (1982).
- <sup>14</sup>A. Palevski, M. Rappaport, A. Kapitulnik, A. Fried, and G. Deutscher, *J. Physique Lett.* **45**, 367 (1984).
- <sup>15</sup>X. X. Zhang, C. Wan, H. Liu, Z. Q. Li, P. Sheng, and J. J. Lin, *Physical Review Letters* **86**, 5562 (2001).
- <sup>16</sup>S.-P. Chiu, C.-J. Wang, Y.-C. Lin, S.-T. Tu, S. Sahu, R.-T. Wang, C.-Y. Wu, S.-S. Yeh, S. Kirchner, and J.-J. Lin, “Electronic conduction and superconducting properties of CoSi<sub>2</sub> films on silicon – an unconventional superconductor with technological potential,” (2024), arXiv:2401.17601 [cond-mat.supr-con].
- <sup>17</sup>S.-P. Chiu, S.-S. Yeh, C.-J. Chiou, Y.-C. Chou, J.-J. Lin, and C.-C. Tsuei, *ACS Nano* **11**, 516 (2017).
- <sup>18</sup>A. H. van Ommen, C. W. T. Bulle-Lieuwma, and C. Langereis, *Journal of Applied Physics* **64**, 2706 (1988).
- <sup>19</sup>C.-J. Chiou, S.-P. Chiu, J.-J. Lin, and Y.-C. Chou, *Crystal Engineering Communications* **17**, 4276 (2015).
- <sup>20</sup>L. F. Mattheiss and D. R. Hamann, *Physical Review B* **37**, 10623 (1988).
- <sup>21</sup>G. C. F. Newcombe and G. G. Lonzarich, *Physical Review B* **37**, 10619 (1988).
- <sup>22</sup>K. Radermacher, D. Monroe, A. E. White, K. T. Short, and R. Jevasinski, *Phys. Rev. B* **48**, 8002 (1993).
- <sup>23</sup>A. H. Van Ommen, C. W. T. Bulle-Lieuwma, J. J. M. Ottenheim, and A. M. L. Theunissen, *Journal of Applied Physics* **67**, 1767 (1990), [https://pubs.aip.org/aip/jap/article-pdf/67/4/1767/8011497/1767\\_1\\_online.pdf](https://pubs.aip.org/aip/jap/article-pdf/67/4/1767/8011497/1767_1_online.pdf).
- <sup>24</sup>C. Wan and P. Sheng, *Physical Review B* **66**, 075309 (2002).
- <sup>25</sup>Y.-N. Wu, Z.-Q. Li, and J.-J. Lin, *Physical Review B* **82**, 092202 (2010).
- <sup>26</sup>D. J. Bergman and D. Stroud (Academic Press, 1992) pp. 147–269.
- <sup>27</sup>J. J. Lin and J. P. Bird, *Journal of Physics: Condensed Matter* **14**, R501 (2002).
- <sup>28</sup>B. L. Altshuler and A. G. Aronov, in *Electron–Electron Interactions in Disordered Systems*, edited by A. L. Efros and M. Pollak (Elsevier, 1985) pp. 1–153.
- <sup>29</sup>Y.-C. Sun, S.-S. Yeh, and J.-J. Lin, *Physical Review B* **82**, 054203 (2010).
- <sup>30</sup>We use  $\epsilon_r \approx 2.5$  in this estimation, which is the average of the dielectric constants of vacuum and SiO<sub>2</sub>.
- <sup>31</sup>If we rewrite Eq. (2) into the more familiar AA expression  $\Delta\sigma_{\square}(T) = (e^2/2\pi^2\hbar)(1 - 3\tilde{F}/4)\ln(T/T_0)$  and fit the data at  $T < T_1$  to this equation, we obtain  $\tilde{F} \approx -0.20$  ( $-0.24$ ) for film A11 (A14).
- <sup>32</sup>K. B. Efetov and A. Tschersich, *Physical Review B* **67**, 174205 (2003).
- <sup>33</sup>I. S. Beloborodov, K. B. Efetov, A. V. Lopatin, and V. M. Vinokur, *Physical Review Letters* **91**, 246801 (2003).