

Rethinking Negative Instances for Generative Named Entity Recognition

Yuyang Ding¹, Juntao Li^{1*}, Pinzheng Wang¹, Zecheng Tang¹, Bowen Yan², Min Zhang¹

¹Soochow University ²Tsinghua University

{yyding23,pzwang1,zctang}@stu.suda.edu.cn

{ljt,minzhang}@suda.edu.cn, yanbw@mail.tsinghua.edu.cn

Abstract

Large Language Models (LLMs) have demonstrated impressive capabilities for generalizing in unseen tasks. In the Named Entity Recognition (NER) task, recent advancements have seen the remarkable improvement of LLMs in a broad range of entity domains via instruction tuning, by adopting entity-centric schema. In this work, we explore the potential enhancement of the existing methods by incorporating negative instances into training. Our experiments reveal that negative instances contribute to remarkable improvements by (1) introducing contextual information, and (2) clearly delineating label boundaries. Furthermore, we introduce a novel and efficient algorithm named Hierarchical Matching, which is tailored to transform unstructured predictions into structured entities. By integrating these components, we present GNER, a Generative NER system that shows improved zero-shot performance across unseen entity domains. Our comprehensive evaluation illustrates our system’s superiority, surpassing state-of-the-art (SoTA) methods by 11 F_1 score in zero-shot evaluation.¹

1 Introduction

Named Entity Recognition (NER) is a critical and challenging task in the field of Natural Language Processing (NLP). Previous NER models are constrained by a pre-defined label set and require extensive human annotations, which limits their flexibility and adaptability to unseen entity domains. Recent advantages in LLMs have enabled the models to be capable of generalizing to unseen tasks (Ouyang et al., 2022; Achiam et al., 2023) in an auto-regressive generation manner, making it possible to construct powerful NER systems. However, despite these advancements, recent studies (Wei et al., 2023; Li et al., 2023) show that

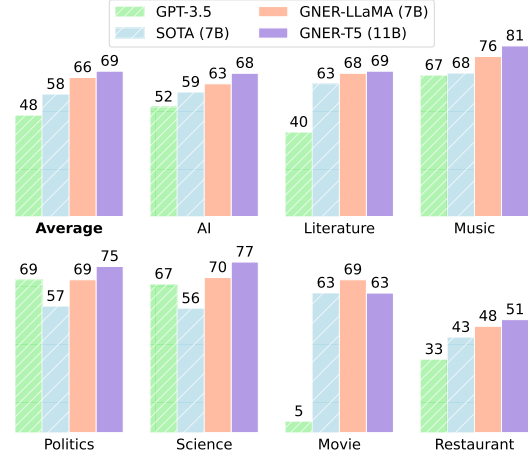


Figure 1: Zero-shot performance of our models. Our models GNER-LLaMA and GNER-T5 both outperform the SoTA (Sainz et al., 2023) in zero-shot settings. GPT results are from Zhou et al. (2023).

the zero-shot performance of LLMs still falls behind the supervised training state-of-the-art (SoTA) methods, as LLMs train with limited NER data.

To bridge this gap, recent works have fine-tuned open-sourced LLMs on diverse NER datasets, enhancing their domain adaptability for NER tasks. They utilize varied task schemas to handle NER tasks across multiple domains. Specifically, InstructUIE (Wang et al., 2023) is fine-tuned on a wide range of IE datasets using a single-round conversation manner. Meanwhile, UniversalNER (Zhou et al., 2023) found that querying all entities at once is less effective than making multiple inquiries, with each inquiry focusing on one entity type at a time. Additionally, GoLLIE (Sainz et al., 2023) enhances zero-shot performance with well-crafted code-style guidelines. However, these approaches primarily adopt an entity-centric training strategy, focusing on recognizing entities while overlooking the non-entity text, which is crucial as negative instances. Actually, negative instances play an important role in traditional classification models like

*Corresponding author

¹Code, datasets and models will be released at <https://github.com/yyDing1/GNER>.

BERT Tagging (Devlin et al., 2018). For generative models, the role of negative instances in the training process has not yet been fully explored.

To calibrate the potential enhancement of including negative instances in training, we first conduct a preliminary study. We choose Flan-T5-large (Chung et al., 2022) as the generative backbone model and design strategies for training with negative instances. Through experiments, we show that negative instances can significantly boost the model’s performance by (1) incorporating the contextual information, and (2) enhancing the label boundary between entities and non-entities. The possible drawback of introducing the negative instances is the increase of the prediction length, leading to inaccurate predictions, reflected by the word addition, omission and substitution. To tackle the inaccuracy drawbacks, we aim to design a more accurate and efficient algorithm to convert unstructured text into structured entities.

Inspired by the above observations, we design an effective and efficient Generative NER framework named GNER. We first design a proper task schema integrating negative instances into the instruction tuning process. Additionally, we design a Hierarchical Matching algorithm to tackle the issues in the structuring process efficiently. This innovation ensures accurate categorization and alignment of extracted entities. We also demonstrate that zero-shot performance can be enhanced with beam search through a self-correction mechanism. These strategic developments collectively advance the GNER framework, setting a new standard for accuracy and efficiency in the field of NER.

We conduct experiments on two representative generative models, Flan-T5 and LLaMA. The resulting models, GNER-T5 and GNER-LLaMA, outperform SoTA by a large margin. As stated in Fig. 1, GNER-LLaMA-7B outperforms the GoLLIE (Sainz et al., 2023) trained on Code-LLaMA-7B by 8 F_1 score. Furthermore, compared to the similarly configured model UniversalNER, GNER-LLaMA-7B shows an improvement of 12.7 F_1 score, with a $2.5\times$ boost in inference speed. Our GNER-T5-11B model also achieves SoTA performance in both zero-shot and supervised settings.

2 Related Work

Named Entity Recognition Early works format Named Entity Recognition (NER) as a sequence labeling problem (Chiu and Nichols, 2016; Huang

InstructUIE (Single-Round Query)

```
Please list all entity words in the text.
Sentence: .....
Label: (span1, label1), (span2, label2), (span3, label3)
```

UniversalNER (Multi-Round Query)

```
Sentence: .....
User: What describes label1 in the text?
Assistant: span1
User: What describes label2 in the text?
Assistant: span2, span3
```

GoLLIE (Code-style Guidelines)

```
class Person(Entity):
    '''People, including fictional.'''
    span: str # "Barak", "Bush", "Noriega"
class Location(Entity):
    .....
Sentence = "....."
results = [
    Person(span="span1"), Person(span="span2"),
    Location(span="span3"),
]
```

Figure 2: A simplified example of instructions in InstructUIE (Wang et al., 2023), UniversalNER (Zhou et al., 2023) and GoLLIE (Sainz et al., 2023).

et al., 2015; Akbik et al., 2018; Qin et al., 2019). Among these, BERT Tagging (Devlin et al., 2018) is the most representative one. Then, different methods are proposed to address more complex scenarios, i.e., nested and discontinuous NER. These methods regard NER as question answering (Li et al., 2020a; Mengge et al., 2020), span classification (Fu et al., 2021; Li et al., 2020b), dependency parsing (Yu et al., 2020), word-level relation classification (Li et al., 2022a), and so on. In most of these approaches, negative instances have played a crucial role in the training process, either by integrating all negative instances or employing sampling methods to select part of them (Li et al., 2022b). However, the performance of the above-mentioned supervised models significantly decreases in zero-shot settings (Liu et al., 2021), especially when the data and domain distribution significantly diverge from those seen of training.

Zero-shot NER Instruction tuning (Wei et al., 2021; Chung et al., 2022), also known as multi-task fine-tuning, has emerged as a leading method to achieve generalization to unseen tasks by fine-tuning pre-trained LLMs on a diverse collection

of tasks phrased as text-to-text problems (Longpre et al., 2023). In NER, numerous works have explored the potential of LLMs across diverse domains. For instance, InstructUIE (Wang et al., 2023) is fine-tuned on a wide range of IE datasets and achieves impressive results in both zero-shot and supervised settings. UniversalNER (Zhou et al., 2023) explores the effectiveness of knowledge distillation and multi-round conversational training paradigms in enhancing model generalization, achieving superior results. GoLLIE (Sainz et al., 2023) introduces an innovative strategy by integrating well-crafted code-style guidelines into instructions, which has been found to further improve the model’s zero-shot performance. A simplified version of the task schema of the mentioned methods above is shown in Fig. 2. It can be concluded that the task schema plays an important role in determining the learning paradigm of models, significantly influencing their performance. We observe that these methods are **entity-centric**, meaning only the entity portions are involved in training and used for backpropagation to train the model.

3 Preliminary Study

To explore possible improvements of recent entity-centric schema, we launch a preliminary exploration from two perspectives: (1) incorporating the context of entities into the training process and (2) enhancing the label boundary between entities and non-entities. We then discuss the accompanying longer sequence prediction issues to LLMs when presenting context and label boundaries.

3.1 Definitions

In this part, we give the formal definitions of the entity-centric method and negative instances. The Named Entity Recognition (NER) Task can be formally defined as a function mapping of input tokens $X = \{x_1, x_2, \dots, x_n\}$ and a pre-defined set of entity types $L = \{l_1, l_2, \dots, l_m\}$ to entity labels $Y = \{y_1, y_2, \dots, y_n\}$. The positive and negative instances can be formulated as follows:

$$\begin{aligned} P &= \{(x_i, y_i) \mid i \in \{1, \dots, n\}, y_i \in L\}, \\ N &= \{(x_i, y_i) \mid i \in \{1, \dots, n\}, y_i = O\}, \end{aligned} \quad (1)$$

where O represents non-entity text. Entity-centric generative methods train the model using P as training instances. It is worth noting that the training instances mentioned here refer to tokens that directly influence the model’s weights through the backpropagation algorithm during training.

An example in the Preliminary Study

Definition (section 3.1)

Token inputs (X): John explored Tokyo , sampling its famed sushi , and flew back to New York .

Entity type (L): [Person, Location]

Training prompt (section 3.2 and 3.3)

w/o context:

[John](Person) [Tokyo](Location) [New York](Location).

w/ context length 2:

[John](Person) explored [Tokyo](Location) , sampling back to [New York](Location) .

w/ full context:

[John](Person) explored [Tokyo](Location) , sampling its famed sushi , and flew back to [New York](Location).

w/ full context and label boundary:

John(B-Person) explored(O) Tokyo(B-Location) ,(O) sampling(O) its(O) famed(O) sushi(O) ,(O) and(O) flew(O) back(O) to(O) New(B-Location) York(I-Location) .(O)

Prediction Issues (section 3.4)

Omission and Addition:

John(B-Person) **first(O)** explored(O) Tokyo(B-Location)(omitted text) and(O) **then(O)** flew(O) back(O) to(O) New(B-Location) York(I-Location) .(O)

Substitution:

John(B-Person) explored(O) Tokyo(B-Location) ,(O) sampling(O) its(O) famed(O) sushi(O) ,(O) and(O) **re-turned(O)** to(O) New(B-Location) York(I-Location) .(O)

Figure 3: Prompts that are used in our preliminary study.

3.2 Learning with Entity Context

The context surrounding entities plays a significant role in determining their categories. For example, phrases like “go to” and “travel to” are often followed by a *Location* entity. We integrate the contextual information before and after an entity into our training process to explicitly enable the model to recognize entities based on their surrounding context. To achieve this, we introduce negative instances that are closest to the entity, extending up to a length L , until encountering the boundary of the sentence, as part of our training instances. The remaining negative instances that are not selected as contextual information are represented by ellipses. An example of our constructed prompt used for training is shown in Fig. 3. From the example, we can also glimpse the importance of context, such as “flew to” guiding the model to pay more attention to the subsequent entity “New York”, rather than just remembering “New York” as a location in the training process. We conduct experiments to explore the impact of contextual length. For the experimental setup, we choose Flan-T5-large, a model with 783M parameters, as our backbone. Additionally, we sample 10K samples from the Pile-NER (Zhou et al., 2023) dataset as our training set and 200

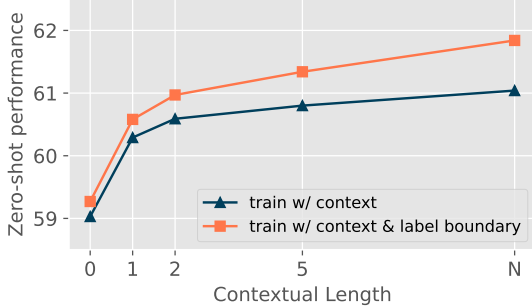


Figure 4: Zero-shot performance of training with entity context and enhanced boundary strategies. A contextual length of 0 indicates no context is included, while a length of N signifies that the entire sentence is included.

Method	Strict F_1	Partial F_1	δ
UniNER-7B	53.4	56.7	3.3
UniNER-7B w/ sup	61.8	64.8	3.0

Table 1: Zero-shot performance of UniversalNER (Zhou et al., 2023). δ denotes the difference between strict match F_1 and partial match F_1 , indicating the model’s ability to distinguish entity boundaries.

samples for each subtask of CrossNER (Liu et al., 2021) validation set to evaluate the model’s zero-shot performance. Results are shown in Fig. 4. The improvement from a contextual length from 0 to 1 is particularly notable, suggesting that the closest negative instance to the entity plays a significant role in identifying the current entity. As the contextual length increases, performance progressively improves, showing that the model benefits from the context. Yet, beyond a certain point, the speed of improvement slows down, indicating the amount of contextual information available in the entity context is approaching saturation.

3.3 Entity Boundary of Generative Model

The above analysis has demonstrated the effectiveness of entity contexts. We then introduce label information of contexts to enhance the label boundary between entities and non-entities. To some extent, the results of Zhou et al. (2023) expose the problem of vague entity boundaries in model predictions, as shown by the significantly higher F_1 score for partial match compared to strict match. Specifically, strict match requires the boundary to exactly match the ground truth, while partial match considers predicted entities that overlap with but do not strictly match the ground truth as half correct, counting them as 0.5 in true positive. We list their

results in Table 1. Motivated by this, we further enhance the label boundary between entities and non-entities by the following strategies: (1) for the non-entity part, we label the context surrounding an entity with the negative label “O”, (2) for the entity part, the beginning of an entity is marked as “B-”, and the inside of the entity is marked as “I-”. The training prompt and results are shown in Fig. 3 and Fig. 4, respectively. Compared to training with contexts alone, incorporating our enhanced label boundary strategies results in consistent improvements across various contextual lengths.

3.4 Long Sequence Prediction Issues

The prediction length of the model increases with the integration of entity contexts and label boundaries. A longer generation sequence might bring challenges to the popular generative LLMs, as illustrated by the example in Fig. 3. The model’s output may include omissions, additions, and substitutions of words. For instance, it may add conjunctions “first” and “then” to sentences, omit irrelevant non-entity text, such as “sampling its framed sushi”, or replace “flew back” with “returned”. We launch a detailed case study and find the potential causes of these issues: (1) noise in the original text, (2) missing words in the vocabulary, and (3) accumulative exposure bias. The representative examples, issue proportion, along with detailed analysis, are documented in Appendix C.

4 Method

In this section, we present our GNER framework. We start by describing our task schema, which integrates negative instances into the training process for better usage of contextual information (section 3.2) and sensitivity to the entity boundaries (section 3.3), followed by the correlated tuning strategies. In response to the issues in section 3.4, we propose an effective algorithm, named Hierarchical Matching, to convert the model’s unstructured text outputs into structured data, thereby enhancing the accuracy of our system.

4.1 Task Schema

Integrating negative instances, specifically those parts of the sentence labeled as “O” to indicate non-entity text, enhances the generative process by including contextual information and the discrimination of entity boundaries, thereby boosting the model’s performance, as detailed in section 3.

Instruction Tuning Prompt

Task Description:

Please analyze the sentence provided, identifying the entity type for each word on a token-by-token basis.

Output format is: word_1(label_1), word_2(label_2), ...

Guideline:

We'll use the BIO-format to label the entities, where:

1. B- (Begin) indicates the start of a named entity.
2. I- (Inside) is used for words within a named entity but are not the first word.
3. O (Outside) denotes words not part of a named entity.

Use the specific entity tags: l_1, l_2, \dots, l_m and O .

Input: $x_1 \ x_2 \ \dots \ x_n$

Output: $x_1(\hat{y}_1) \ x_2(\hat{y}_2) \ \dots \ x_n(\hat{y}_n)$

Figure 5: Prompt that are used for instruction tuning.

Due to the token-by-token generation paradigm of generative models, we design a token-by-token prediction task schema, where the model predicts the category of each token as it generates them, either entities or non-entities. This schema offers a more direct and focused way, where each token is annotated individually and assigned a specific entity label based on its context within the sequence.

4.2 Instrucion Tuning

Instruction Format As shown in Fig. 5, our designed instruction prompt includes four parts: task description, guideline, input, and output. To enhance our model’s ability to generalize across diverse labels and effectively handle real-world data, we implement some regularization strategies: (1) class order shuffling, where the order of entity classes is randomly shuffled, and (2) external entity sampling², involving the entity types that are absent in the given sentence in the training prompt.

Task Adaption & Supervised fine-tuning Zero-shot capabilities of LLMs in NER are limited due to their exposure to relatively little NER data during training. To equip the model with capabilities specific to NER tasks, we first perform task adaptation on NER data spanning various domains. Subsequently, to assess the model’s zero-shot capabilities, we evaluate it against unseen entity types. We proceed to extensively fine-tune our models on a wide range of publicly available NER data, aiming to enhance our model’s effectiveness in supervised settings, followed by supervised evaluations.

²Zhou et al. (2023) refers to this as negative entity sampling, which is different from the negative instances discussed in this work. We term it “external” to differentiate it.

4.3 Hierarchical Matching Algorithm

To handle the omission, addition, and substitution problems outlined in the generated predictions in our task schema, as detailed in section 3.4, we develop a Hierarchical Matching algorithm that provides a straightforward and effective solution to these challenges. Formally, given a sentence $X = \{x_1, x_2, \dots, x_n\}$, the generated outputs can be formatted as “ $\tilde{x}_1(\tilde{y}_1) \ \tilde{x}_2(\tilde{y}_2) \ \dots \ \tilde{x}_m(\tilde{y}_m)$ ”. Firstly, we utilize regular expression matching to obtain the predicted sequence $\tilde{X} = \{\tilde{x}_1, \tilde{x}_2, \dots, \tilde{x}_m\}$ and the corresponding answers $\tilde{Y} = \{\tilde{y}_1, \tilde{y}_2, \dots, \tilde{y}_m\}$. Due to the inherent uncertainties in generation, \tilde{X} often differs from X . Next, we establish a one-to-one correspondence between the words in the original sequence X and the generated sequence \tilde{X} , then map the labels of the corresponding words \tilde{Y} back to obtain the final prediction results \hat{Y} . A common method involves calculating the Longest Common Subsequence (LCS) between X and \tilde{X} to identify the correspondence between words, using the classic dynamic programming algorithm with time complexity of $O(N^2)$. Combined with the actual NER task scenarios and our task schema, we make the following two optimizations in the matching algorithm and condition:

LCS Matching Algorithm We optimize the complexity of the LCS algorithm using a hierarchical divide-and-conquer approach through the following steps: (1) If the sequence does not have the above problem, i.e., $\tilde{X} = X$, it is obvious that $\hat{Y} = \tilde{Y}$. The time complexity is $O(N)$, (2) For the omission case, where \tilde{X} is a subsequence of X , the matching process can be accomplished in $O(N)$ through greedy matching. (3) In other cases, we have implemented a fast version of the LCS algorithm (Hunt and Szymanski, 1977) within $O(N \log N)$, based on the nature of the small number of duplicate words in \tilde{X} .

Back Tokenization One notable problem in the matching process is the missing words in the vocabulary, as detailed in our case study in section C. For example, “antropología” in the original text becomes ‘antropologa’ in the model’s predictions, resulting in an inaccurate match in the matching process. To address this, we employ back tokenization, which involves tokenizing each word in the original text and then detokenizing it to match a word in the model’s vocabulary, thereby creating a more resilient matching condition.

Model	Backbone	AI	Literature	Music	Politics	Science	Movie	Restaurant	Avg
ChatGPT	-	52.4	39.8	66.6	68.5	67.0	5.3	32.8	47.5
InstructUIE [†]	flan-t5-xxl (11B)	49.0	47.2	53.2	48.2	49.3	<u>63.0</u>	21.0	47.3
GoLLIE-7B [†]	Code-LLaMA-7B	59.1	62.7	67.8	57.2	55.5	<u>63.0</u>	43.4	58.4
GoLLIE-13B [†]	Code-LLaMA-13B	56.7	59.7	65.5	54.4	56.2	62.5	49.8	57.8
UniNER-7B [‡]	LLaMA-7B	53.5	59.4	65.0	60.8	61.1	42.4	31.7	53.4
UniNER-13B [‡]	LLaMA-13B	54.2	60.9	64.5	61.4	63.5	48.7	36.2	55.6
GLiNER-L [‡]	DeBERTa-v3-304M	57.2	64.4	69.6	72.6	62.6	57.2	42.9	60.9
GNER-T5 [‡]	flan-t5-base (248M)	56.8	58.7	72.3	64.5	68.0	54.5	41.4	59.5
	flan-t5-large (783M)	62.6	58.2	76.7	67.0	<u>72.6</u>	58.6	48.6	63.5
	flan-t5-xl (3B)	62.1	64.9	80.6	<u>73.7</u>	68.7	<u>63.0</u>	49.8	66.1
	flan-t5-xxl (11B)	68.2	68.7	81.2	75.1	76.7	<u>62.5</u>	51.0	69.1
GNER-LLaMA [‡]	LLaMA-7B	<u>63.1</u>	<u>68.2</u>	75.7	69.4	69.9	68.6	47.5	66.1

Table 2: Zero-shot evaluation results, where [†] denotes IE Models and [‡] denotes NER Models. Results for ChatGPT and UniNER are from Zhou et al. (2023); InstructUIE are from Wang et al. (2023); GoLLIE are from Sainz et al. (2023); GLiNER-L are from Zaratiana et al. (2023). We bold the best results and underline the second-best results. More details about the performance including error bars are shown in Appendix E.

5 Experiments

5.1 Settings

Datasets The datasets used in our experiments include: (1) **Task Adaptation Datasets:** Following the setting of Zhou et al. (2023), we first train our model with Pile-NER, which consists of approximately 240K entities across 13K distinct entity categories. These passages are sampled from the Pile Corpus (Gao et al., 2020) and subsequently processed using ChatGPT to generate the inherent entities openly. To evaluate the model’s zero-shot performance in unseen entity types, we adopt two widely-used datasets, i.e., CrossNER (Liu et al., 2021) and MIT (Liu et al., 2013). (2) **Supervised Datasets:** Following the task adaptation phase, the performance of the model can be further enhanced by training across a wide range of well-annotated NER datasets (Zhou et al., 2023). To achieve this, we compile 18 public NER datasets in the BIO format for additional training, subsequently assessing performance on the test splits of these 18 datasets. From the 20 datasets used in Wang et al. (2023), we exclude two nested NER datasets, ACE2005 and GENIA, due to their incompatibility with the BIO format. Following the settings of Wang et al. (2023), we randomly select 10K data points from each dataset to create a mixed set. In cases where a dataset contains fewer than 10K samples, we incorporate its entire dataset. Additional information regarding the datasets is available in Appendix A.

Compared Baselines Our main point of comparison is **UniversalNER** (Zhou et al., 2023) as it is the approach closest to our system, with simi-

lar data and training procedures. Another baseline considered for comparison is **GLiNER** (Zaratiana et al., 2023), which utilizes bi-directional models to match entity types with textual spans in a latent space. We also include some strong Information Extraction (IE) systems like **InstructUIE** (Wang et al., 2023), which is based on Flan-T5-xxl (Chung et al., 2022) and fine-tuned on diverse information extraction datasets, and **GoLLIE** (Sainz et al., 2023), which is based on Code-LLaMA (Roziere et al., 2023), and use guidelines to improve model’s zero-shot performance. We use strict entity-level micro- F_1 as the evaluation metric for comparison.

Backbones & Implementation Generative models typically consist of two types of architectures, i.e., the encoder-decoder architecture and the decoder-only architecture. We conduct experiments on both of these architectures. Specifically, we select Flan-T5 (encoder-decoder) and LLaMA (decoder-only) as our backbone models. To ensure a fair comparison, our training settings for GNER-T5 align with those of InstructUIE (Wang et al., 2023), and those for GNER-LLaMA are consistent with UniversalNER (Zhou et al., 2023). Due to our model producing longer output sequences, we implement longer length limits for both input and output. More details can be found in Appendix B.

5.2 Zero-shot Evaluation

We evaluate the zero-shot performance of our models after the domain adaptation phrase. Table 2 summarizes the results. Our model demonstrates significant improvements compared to other mod-

Method Backbone	ChatGPT -	InstructUIE flan-t5-xxl (11B)	GNER-T5	Δ	UniNER	GNER-LLaMA LLaMA-7B	Δ
AnatEM	30.7	88.52	90.30	+1.78	88.65	90.24	+1.59
bc2gm	40.2	80.69	84.29	+3.60	82.42	83.18	+0.76
bc4chemd	35.5	87.62	90.04	+2.42	89.21	89.40	+0.19
bc5cdr	52.4	89.02	89.95	+0.93	89.34	90.27	+0.93
Broad Twitter	61.8	80.27	84.56	+4.29	81.25	83.74	+2.49
CoNLL2003	52.5	91.53	93.28	+1.75	93.30	93.60	+0.30
FabNER	15.3	78.38	83.20	+4.82	81.87	85.39	+3.52
FindVehicle	10.5	87.56	97.37	+9.81	98.30	98.62	+0.32
HarveyNER	11.6	74.69	76.33	+1.64	74.21	74.73	+0.52
Movie	5.3	89.58	89.28	-0.30	90.17	90.23	+0.06
Restaurant	32.8	82.59	83.84	+1.25	82.35	81.73	-0.62
MultiNERD	58.1	90.26	94.35	+4.09	93.73	94.30	+0.57
ncbi	42.1	86.21	87.27	+1.06	86.96	89.27	+2.31
Ontonotes	29.7	88.64	91.83	+3.19	89.91	90.69	+0.78
PolyglotNER	33.6	53.31	66.90	+13.59	65.67	67.52	+1.85
TweetNER7	40.1	65.95	67.97	+2.02	65.77	66.87	+1.10
WikiANN	52.0	64.47	85.19	+20.72	84.91	86.87	+1.96
wikiNeural	57.7	88.27	93.71	+5.44	93.28	93.71	+0.43
Avg	34.9	81.53	86.15	+4.62	85.07	86.09	+1.02

Table 3: Supervised evaluation results. Δ indicates the improvement over the corresponding baseline. Results for InstructUIE and UniNER are derived from Wang et al. (2023) and Zhou et al. (2023), respectively.

Model	#Params.	0-shot	Sup.	Instance/s
InstructUIE	11B	47.3	81.53	3.4
UniNER-7B	7B	53.4	85.07	1.6
GNER-T5-small	77M	48.2	77.43	32.5
GNER-T5-base	248M	59.5	83.21	20.2
GNER-T5-large	783M	63.5	85.45	11.5
GNER-T5-xl	3B	66.1	85.94	4.6
GNER-T5-xxl	11B	69.1	86.15	3.0
GNER-LLaMA	7B	66.1	86.09	4.0

Table 4: Model’s performance and inference speed in zero-shot and supervised settings. The inference speed is tested in a single A100 node with batch size 4 per device. More details are outlined in Appendix E.

els. Significantly, although our GNER-LLaMA model shares the same backbone model (LLaMA-7B) and dataset (Pile-NER) with UniNER (Zhou et al., 2023), it demonstrates a notable improvement. Our results show that our 7B model outperforms the UniNER model of the same scale by approximately 12.7 F_1 score points on average, and exhibits improvements across every dataset. Remarkably, our 7B model surpasses the UniNER 13B model by 10.5 points. When considering smaller backbone models such as GNER-T5-base and GNER-T5-large, it’s noteworthy that they also outperform all the aforementioned strong baselines.

5.3 Supervised Evaluation

To test our model’s performance on supervised data, we conduct supervised multi-task fine-tuning based

Method	GNER-T5-large 0-shot	GNER-T5-large Sup.	GNER-LLaMA 0-shot	GNER-LLaMA Sup.
Ours	63.47	85.45	66.07	86.09
w/o BT	63.16	85.09	66.07	86.09
w/o LCS+BT	62.31	84.91	65.77	85.99

Table 5: Ablation study of Hierarchical Matching.

on the NER-specialized model. The results are summarized in Table 3 and 4. We first compare our approach with two closely related baselines, InstructUIE and UniNER, as we share the same backbone model and train with similar data. As a result, our method demonstrates significant improvements over these baselines: GNER-T5 achieves a 4.6-point increase in the F_1 score, while GNER-LLaMA shows a 1-point F_1 score improvement. Moreover, we observe consistent enhancements across almost all datasets. We also experiment with smaller models, considering both effectiveness and inference efficiency. As shown in Table 4, our GNER-T5-large model, with only 10% the parameter size of UniNER, achieves superior performance and boasts 10 \times the inference efficiency.

5.4 Ablation Results

We have demonstrated the effectiveness of negative instances in our preliminary study. In this part, we conduct the ablation study in Table 5 to evaluate the performance of our Hierarchical Matching Algorithm. Removing Back Tokenization and the

Beam size	1	2	3	4
UniNER-7B	53.46	52.87	-	-
GNER-T5-base	59.46	60.32	60.40	60.44
GNER-T5-large	63.47	64.13	64.27	64.31
GNER-T5-xl	66.12	66.81	66.86	66.88
GNER-T5-xxl	69.06	69.20	69.33	69.33
LLaMA-7B	66.07	66.87	67.00	67.08

Table 6: Zero-shot performance of UniNER and our model GNER via beam search.

A Self-correction Example with beam size 2

Token inputs: What was the fog rated ?

Ground Truth:

What(O) was(O) the(B-title) fog(I-title) rated(O) ?(O)

Medium prediction results

highest beam score:

What(O) was(O) the(O) fog(O)

second-highest beam score:

What(O) was(O) the(B-title) fog(I-title)

Final prediction results:

What(O) was(O) the(B-title) fog(I-title) rated(O) ?(O)

Figure 6: An example of the self-correction mechanism when using beam search.

LCS algorithm results in a decrease in effectiveness, underscoring the efficacy of our Hierarchical Matching algorithm.

6 Analysis

Scaling Law of Generative NER Models Our experiments show that even smaller models like Flan-T5-large possess significant potential. We investigate the scaling law of Generative NER tasks in both zero-shot and supervised settings. The results are illustrated in Fig. 7. In the zero-shot setting, our methods scale well with model size. As the model size increases, the zero-shot capability of the model continues to rise, showing ample potential for further improvement with even larger models. In the supervised setting, our 783M model already demonstrates strong multi-task generalization abilities, and as the model size increases further, the improvements tend to converge.

Self-Correction Mechanism via Beam Search

Beam search can enhance the performance of generative models by expanding the search space to include multiple hypotheses at each generation step. Previous research (Yan et al., 2021) has demonstrated that applying beam search in an entity-centric generation does not improve the model’s

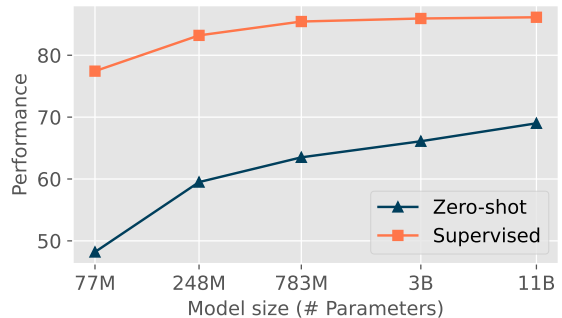


Figure 7: Scaling behavior of zero-shot and supervised performance with respect to model size (# parameters).

performance or even degrade it. We conduct experiments on UniNER and our model, the results of which are shown in Table 6. We discover that as the beam size increases, the performance of the UniNER model decreases. In contrast, we observe a consistent improvement with beam search under our task schema. Upon a detailed case study of the model’s generated results, we found that our task schema possesses a self-correction mechanism. The model retains some other hypotheses while generating subsequent results. In the decoding process that follows, the model can correct earlier mistakes. As demonstrated in Fig. 6, the model revises its previous incorrect prediction of “O” for “the fog” upon encountering the subsequent token “rated”. This token is crucial for identifying the entity type associated with “the fog”. A detailed analysis is provided in Appendix D.

7 Conclusion

This paper explores the potential of a strong Generative Named Entity Recognition (NER) system based on pre-trained LLMs by integrating the negative instances into training. Through experiments, we have demonstrated significant advancements. Our approach, which combines the inclusion of contextual information and a clear definition of entity boundaries through negative instances, has proven to be highly effective in improving the model’s performance, especially in zero-shot scenarios where prediction uncertainty is high. The introduction of a Hierarchical Matching algorithm further addresses the challenges of converting unstructured text into structured entities, ensuring accurate categorization and alignment. These findings highlight the crucial role of negative instances in NER tasks and the potential of generative models to revolutionize the field.

8 Limitation

Despite our system achieving impressive results, there remain limitations and space for improvement. In task settings, our approach focuses on the main-stream Flat-NER settings, where entities appear as continuous text segments, without addressing the discontinuous forms, i.e., discontinuous NER. Actually, it has always been challenging for generative models to adopt a unified paradigm to resolve all the complex settings. Previous entity-centric methods can address the discontinuous settings but fail to manage polysemy, where a phrase corresponds to different entity types in different sentence parts. The primary focus of this paper is to explore the impact of negative instances in the training process, and we will explore a unified framework for generative models in future work.

Ethics Statement

In this paper, we utilize the pre-trained large language models, i.e., Flan-T5 and LLaMA, as the foundational models. It's important to acknowledge that these models may contain inherent biases resulting from their pre-training processes. However, this issue is mitigated through our fine-tuning process, which refines the models to specifically concentrate on the Named Entity Recognition (NER) task, thereby reducing potential biases. Moreover, we strictly use all datasets and corpora in our study for scientific research purposes only.

References

- Josh Achiam, Steven Adler, Sandhini Agarwal, Lama Ahmad, Ilge Akkaya, Florencia Leoni Aleman, Diogo Almeida, Janko Altenschmidt, Sam Altman, Shyamal Anadkat, et al. 2023. Gpt-4 technical report. *arXiv preprint arXiv:2303.08774*.
- Alan Akbik, Duncan Blythe, and Roland Vollgraf. 2018. Contextual string embeddings for sequence labeling. In *Proceedings of the 27th international conference on computational linguistics*, pages 1638–1649.
- Rami Al-Rfou, Vivek Kulkarni, Bryan Perozzi, and Steven Skiena. 2015. Polyglot-ner: Massive multilingual named entity recognition. In *Proceedings of the 2015 SIAM International Conference on Data Mining*, pages 586–594. SIAM.
- Pei Chen, Haotian Xu, Cheng Zhang, and Ruihong Huang. 2022. **Crossroads, buildings and neighborhoods: A dataset for fine-grained location recognition**. In *Proceedings of the 2022 Conference of the North American Chapter of the Association for Computational Linguistics: Human Language Technologies*, pages 3329–3339, Seattle, United States. Association for Computational Linguistics.
- Jason PC Chiu and Eric Nichols. 2016. Named entity recognition with bidirectional lstm-cnns. *Transactions of the Association for Computational Linguistics*, 4:357–370.
- Hyung Won Chung, Le Hou, Shayne Longpre, Barret Zoph, Yi Tay, William Fedus, Yunxuan Li, Xuezhi Wang, Mostafa Dehghani, Siddhartha Brahma, et al. 2022. Scaling instruction-finetuned language models. *arXiv preprint arXiv:2210.11416*.
- Leon Derczynski, Kalina Bontcheva, and Ian Roberts. 2016. **Broad Twitter corpus: A diverse named entity recognition resource**. In *Proceedings of COLING 2016, the 26th International Conference on Computational Linguistics: Technical Papers*, pages 1169–1179, Osaka, Japan. The COLING 2016 Organizing Committee.
- Jacob Devlin, Ming-Wei Chang, Kenton Lee, and Kristina Toutanova. 2018. Bert: Pre-training of deep bidirectional transformers for language understanding. *arXiv preprint arXiv:1810.04805*.
- Rezarta Islamaj Doğan, Robert Leaman, and Zhiyong Lu. 2014. Ncbi disease corpus: a resource for disease name recognition and concept normalization. *Journal of biomedical informatics*, 47:1–10.
- Jinlan Fu, Xuan-Jing Huang, and Pengfei Liu. 2021. Spanner: Named entity re-/recognition as span prediction. In *Proceedings of the 59th Annual Meeting of the Association for Computational Linguistics and the 11th International Joint Conference on Natural Language Processing (Volume 1: Long Papers)*, pages 7183–7195.
- Leo Gao, Stella Biderman, Sid Black, Laurence Golding, Travis Hoppe, Charles Foster, Jason Phang, Horace He, Anish Thite, Noa Nabeshima, et al. 2020. The pile: An 800gb dataset of diverse text for language modeling. *arXiv preprint arXiv:2101.00027*.
- Runwei Guan, Ka Lok Man, Feifan Chen, Shanliang Yao, Rongsheng Hu, Xiaohui Zhu, Jeremy Smith, Eng Gee Lim, and Yutao Yue. 2023. Findvehicle and vehiclefinder: A ner dataset for natural language-based vehicle retrieval and a keyword-based cross-modal vehicle retrieval system. *arXiv preprint arXiv:2304.10893*.
- Zhiheng Huang, Wei Xu, and Kai Yu. 2015. Bidirectional lstm-crf models for sequence tagging. *arXiv preprint arXiv:1508.01991*.
- James W Hunt and Thomas G Szymanski. 1977. A fast algorithm for computing longest common subsequences. *Communications of the ACM*, 20(5):350–353.

- Martin Krallinger, Obdulia Rabal, Florian Leitner, Miguel Vazquez, David Salgado, Zhiyong Lu, Robert Leaman, Yanan Lu, Donghong Ji, Daniel M Lowe, et al. 2015. The chemdner corpus of chemicals and drugs and its annotation principles. *Journal of cheminformatics*, 7(1):1–17.
- Aman Kumar and Binil Starly. 2022. “fabner”: information extraction from manufacturing process science domain literature using named entity recognition. *Journal of Intelligent Manufacturing*, 33(8):2393–2407.
- Bo Li, Gexiang Fang, Yang Yang, Quansen Wang, Wei Ye, Wen Zhao, and Shikun Zhang. 2023. Evaluating chatgpt’s information extraction capabilities: An assessment of performance, explainability, calibration, and faithfulness. *arXiv preprint arXiv:2304.11633*.
- Jiao Li, Yueping Sun, Robin J Johnson, Daniela Sciaky, Chih-Hsuan Wei, Robert Leaman, Allan Peter Davis, Carolyn J Mattingly, Thomas C Wieggers, and Zhiyong Lu. 2016. Biocreative v cdr task corpus: a resource for chemical disease relation extraction. *Database*, 2016.
- Jingye Li, Hao Fei, Jiang Liu, Shengqiong Wu, Meishan Zhang, Chong Teng, Donghong Ji, and Fei Li. 2022a. Unified named entity recognition as word-word relation classification. In *Proceedings of the AAAI Conference on Artificial Intelligence*, volume 36, pages 10965–10973.
- Xiaoya Li, Jingrong Feng, Yuxian Meng, Qinghong Han, Fei Wu, and Jiwei Li. 2020a. A unified mrc framework for named entity recognition. In *Proceedings of the 58th Annual Meeting of the Association for Computational Linguistics*, pages 5849–5859.
- Yangming Li, Lemao Liu, and Shuming Shi. 2022b. Rethinking negative sampling for handling missing entity annotations. In *Proceedings of the 60th Annual Meeting of the Association for Computational Linguistics (Volume 1: Long Papers)*, pages 7188–7197.
- Yangming Li, Shuming Shi, et al. 2020b. Empirical analysis of unlabeled entity problem in named entity recognition. In *International Conference on Learning Representations*.
- Jingjing Liu, Panupong Pasupat, Scott Cyphers, and Jim Glass. 2013. Asgard: A portable architecture for multilingual dialogue systems. In *2013 IEEE International Conference on Acoustics, Speech and Signal Processing*, pages 8386–8390. IEEE.
- Zihan Liu, Yan Xu, Tiezheng Yu, Wenliang Dai, Ziwei Ji, Samuel Cahyawijaya, Andrea Madotto, and Pascale Fung. 2021. Crossner: Evaluating cross-domain named entity recognition. In *Proceedings of the AAAI Conference on Artificial Intelligence*, volume 35, pages 13452–13460.
- Shayne Longpre, Le Hou, Tu Vu, Albert Webson, Hyung Won Chung, Yi Tay, Denny Zhou, Quoc V Le, Barret Zoph, Jason Wei, et al. 2023. The flan collection: Designing data and methods for effective instruction tuning. *arXiv preprint arXiv:2301.13688*.
- Ilya Loshchilov and Frank Hutter. 2018. Decoupled weight decay regularization. In *International Conference on Learning Representations*.
- Xue Mengge, Bowen Yu, Zhenyu Zhang, Tingwen Liu, Yue Zhang, and Bin Wang. 2020. Coarse-to-fine pre-training for named entity recognition. In *Proceedings of the 2020 Conference on Empirical Methods in Natural Language Processing (EMNLP)*, pages 6345–6354.
- Long Ouyang, Jeffrey Wu, Xu Jiang, Diogo Almeida, Carroll Wainwright, Pamela Mishkin, Chong Zhang, Sandhini Agarwal, Katarina Slama, Alex Ray, et al. 2022. Training language models to follow instructions with human feedback. *Advances in Neural Information Processing Systems*, 35:27730–27744.
- Xiaoman Pan, Boliang Zhang, Jonathan May, Joel Nothman, Kevin Knight, and Heng Ji. 2017. **Cross-lingual name tagging and linking for 282 languages**. In *Proceedings of the 55th Annual Meeting of the Association for Computational Linguistics (Volume 1: Long Papers)*, pages 1946–1958, Vancouver, Canada. Association for Computational Linguistics.
- Sampo Pyysalo and Sophia Ananiadou. 2014. Anatomical entity mention recognition at literature scale. *Bioinformatics*, 30(6):868–875.
- Libo Qin, Wanxiang Che, Yangming Li, Haoyang Wen, and Ting Liu. 2019. A stack-propagation framework with token-level intent detection for spoken language understanding. In *Proceedings of the 2019 Conference on Empirical Methods in Natural Language Processing and the 9th International Joint Conference on Natural Language Processing (EMNLP-IJCNLP)*, pages 2078–2087.
- Baptiste Roziere, Jonas Gehring, Fabian Gloeckle, Sten Sootla, Itai Gat, Xiaoqing Ellen Tan, Yossi Adi, Jingyu Liu, Tal Remez, Jérémy Rapin, et al. 2023. Code llama: Open foundation models for code. *arXiv preprint arXiv:2308.12950*.
- Oscar Sainz, Iker García-Ferrero, Rodrigo Agerri, Oier Lopez de Lacalle, German Rigau, and Eneko Agirre. 2023. Gollie: Annotation guidelines improve zero-shot information-extraction. *arXiv preprint arXiv:2310.03668*.
- Erik Tjong Kim Sang and Fien De Meulder. 2003. Introduction to the conll-2003 shared task: Language-independent named entity recognition. In *Proceedings of the Seventh Conference on Natural Language Learning at HLT-NAACL 2003*, pages 142–147.
- Larry Smith, Lorraine K Tanabe, Cheng-Ju Kuo, I Chung, Chun-Nan Hsu, Yu-Shi Lin, Roman Klinger, Christoph M Friedrich, Kuzman Ganchev, Manabu Torii, et al. 2008. Overview of biocreative ii gene mention recognition. *Genome biology*, 9(2):1–19.

- Simone Tedeschi, Valentino Maiorca, Niccolò Campolungo, Francesco Ceconi, and Roberto Navigli. 2021. [WikiNEuRal: Combined neural and knowledge-based silver data creation for multilingual NER](#). In *Findings of the Association for Computational Linguistics: EMNLP 2021*, pages 2521–2533, Punta Cana, Dominican Republic. Association for Computational Linguistics.
- Simone Tedeschi and Roberto Navigli. 2022. [MultiNERD: A multilingual, multi-genre and fine-grained dataset for named entity recognition \(and disambiguation\)](#). In *Findings of the Association for Computational Linguistics: NAACL 2022*, pages 801–812, Seattle, United States. Association for Computational Linguistics.
- Asahi Ushio, Leonardo Neves, Vitor Silva, Francesco Barbieri, and Jose Camacho-Collados. 2022. Named Entity Recognition in Twitter: A Dataset and Analysis on Short-Term Temporal Shifts. In *The 2nd Conference of the Asia-Pacific Chapter of the Association for Computational Linguistics and the 12th International Joint Conference on Natural Language Processing*, Online. Association for Computational Linguistics.
- Xiao Wang, Weikang Zhou, Can Zu, Han Xia, Tianze Chen, Yuansen Zhang, Rui Zheng, Junjie Ye, Qi Zhang, Tao Gui, et al. 2023. [Instructuie: Multi-task instruction tuning for unified information extraction](#). *arXiv preprint arXiv:2304.08085*.
- Zihan Wang, Jingbo Shang, Liyuan Liu, Lihao Lu, Jiacheng Liu, and Jiawei Han. 2019. [Crossweigh: Training named entity tagger from imperfect annotations](#). In *Proceedings of the 2019 Conference on Empirical Methods in Natural Language Processing and the 9th International Joint Conference on Natural Language Processing (EMNLP-IJCNLP)*, pages 5157–5166.
- Jason Wei, Maarten Bosma, Vincent Zhao, Kelvin Guu, Adams Wei Yu, Brian Lester, Nan Du, Andrew M Dai, and Quoc V Le. 2021. [Finetuned language models are zero-shot learners](#). In *International Conference on Learning Representations*.
- Xiang Wei, Xingyu Cui, Ning Cheng, Xiaobin Wang, Xin Zhang, Shen Huang, Pengjun Xie, Jinan Xu, Yufeng Chen, Meishan Zhang, et al. 2023. [Zero-shot information extraction via chatting with chatgpt](#). *arXiv preprint arXiv:2302.10205*.
- Ralph Weischedel, Martha Palmer, Mitchell Marcus, Eduard Hovy, Sameer Pradhan, Lance Ramshaw, Nianwen Xue, Ann Taylor, Jeff Kaufman, Michelle Franchini, et al. 2013. [Ontonotes release 5.0 ldc2013t19](#). *Linguistic Data Consortium, Philadelphia, PA*, 23:170.
- Carole-Jean Wu, Ramya Raghavendra, Udit Gupta, Bilge Acun, Newsha Ardalani, Kiwan Maeng, Gloria Chang, Fiona Aga, Jinshi Huang, Charles Bai, et al. 2022. [Sustainable ai: Environmental implications, challenges and opportunities](#). *Proceedings of Machine Learning and Systems*, 4:795–813.
- Hang Yan, Tao Gui, Junqi Dai, Qipeng Guo, Zheng Zhang, and Xipeng Qiu. 2021. [A unified generative framework for various ner subtasks](#). In *Proceedings of the 59th Annual Meeting of the Association for Computational Linguistics and the 11th International Joint Conference on Natural Language Processing (Volume 1: Long Papers)*, pages 5808–5822.
- Juntao Yu, Bernd Bohnet, and Massimo Poesio. 2020. [Named entity recognition as dependency parsing](#). In *Proceedings of the 58th Annual Meeting of the Association for Computational Linguistics*, pages 6470–6476.
- Urchade Zaratiana, Nadi Tomeh, Pierre Holat, and Thierry Charnois. 2023. [Gliner: Generalist model for named entity recognition using bidirectional transformer](#). *arXiv preprint arXiv:2311.08526*.
- Wenxuan Zhou, Sheng Zhang, Yu Gu, Muhao Chen, and Hoifung Poon. 2023. [Universalner: Targeted distillation from large language models for open named entity recognition](#). *arXiv preprint arXiv:2308.03279*.

A Data Statistics and Pre-processing

We show the full dataset statistics in Table 7, including the domain of datasets, the number of instances in train/valid/test data, and their download address. In particular, we have to pre-process the Pile-NER (Zhou et al., 2023) dataset to fit in our task schema. We observe nuances between our compiled datasets and those referenced by Wang et al. (2023) and Zhou et al. (2023). Specifically, their MultiNERD and PolyglotNER datasets omit the last 10,000 training samples. Furthermore, they miss the last sample in some datasets for the validation and test sets, such as CrossNER politics, MIT Movie, and MIT Restaurant. We have included these omitted instances in our dataset, adhering to the original dataset compositions. The modifications have a negligible impact on our results. This is because our sampling approach aligns with those used in the referenced studies, ensuring that the number of data instances sampled from each training set, up to 10,000 samples, is consistent. Moreover, adding a single extra sample in the test sets hardly affects the final results.

B Hyper-parameters settings

In our experiments, we train all models using a batch size of 256, employing the AdamW optimizer (Loshchilov and Hutter, 2018) for optimization. For the T5 model, we set a constant learning rate of 5×10^{-5} and impose a length limitation of 640 tokens for both the encoder and decoder. For the LLaMA model, we adopt a cosine learning rate schedule, initiating with a warm-up phase that covers 4% of the training steps, ramping up to a learning rate of 2×10^{-5} , followed by a decay phase for the remainder of the training steps. The length limitation is set to 1280. Due to our prediction sequences being longer, more training steps are required. The number of training epochs for our models varies by size: 20 epochs for both the small and base models, 10 epochs for the large and xl models, and 6 epochs for the xxl model. For the LLaMA model, we set the number of epochs to 3. We observe an interesting phenomenon that the T5 model often requires more training steps to converge. A possible explanation is that the backbone model, Flan-T5, an instruction-tuned model without any Named Entity Recognition (NER) related data in the instruction-tuning process, requires more training steps to adapt to the NER task.

C Problems in long sequence

In response to the issues in long predictions mentioned in section 3.4, we conduct a detailed case study. The representative examples are presented in Table 8. The problems can primarily be categorized into word omission, addition, and substitution, with omission and substitution accounting for the majority. We can conclude the following causes:

Noise in the original text Some of the issues can be attributed to noise in the original text. For example, in case 4, the model corrects “manattan” to “manhattan”, and in case 7, it corrects the misuse of “the”. However, we also observe that the model can introduce errors, as seen in cases 6 and 8, where the entities with repeated words, “norz norz norz” and “wet wet wet”, confuse the model.

Missing words in the vocabulary Furthermore, we find that a certain proportion of issues can be derived from missing words in the model’s vocabulary. As a result, these words naturally do not appear in the model’s output. For instance, in case 10, “brontë” was replaced with “bront” because “brontë” does not exist in the vocabulary. We also discovered that several special characters do not exist in the T5 vocabulary, leading to more occurrences of omission and substitution.

Accumulative exposure bias The issue of repetitive generation of words and phrases is common in long text generation (LTG) due to the accumulative exposure bias as the prediction length increases. As illustrated by cases 3 and 9, the model produces meaningless and repetitive information.

D Self-correction Mechanism

In this section, we conduct a case study to explore (1) the reasons behind the reduced effectiveness of entity-centric methods like UniNER (Zhou et al., 2023) when beam search is applied, and (2) the specific enhancements of the self-correction mechanism in our task schema. Upon comparing UniNER’s performance with and without beam search, we observe that beam search leads to the model responding with the same answers across a variety of entity-type queries. For our models, we provide representative examples in Table 9 to illustrate the self-correction mechanism’s impact, showcasing (1) enhanced precision in determining entity boundaries (cases 1 and 2), (2) the use of contextual clues to recognize inherent entities (cases 3,

Dataset	Domain	Types	#Train	#Valid	#Test	Download Link
Pile-NER (Zhou et al., 2023)	General	13,020	45,889	0	0	link
CoNLL2003 (Sang and De Meulder, 2003)		4	14,041	3,250	3,453	link
conllpp (Wang et al., 2019)		4	14,041	3,250	3,453	link
CrossNER AI (Liu et al., 2021)		13	100	350	431	link
CrossNER literature (Liu et al., 2021)		11	100	400	416	link
CrossNER music (Liu et al., 2021)		12	100	380	465	link
CrossNER politics (Liu et al., 2021)		8	200	541	651	link
CrossNER science (Liu et al., 2021)		16	200	450	543	link
MultiNERD (Tedeschi and Navigli, 2022)		16	144,144	10,000	10,000	link
Ontonotes (Weischedel et al., 2013)		18	59,924	8,528	8,262	link
PolyglotNER (Al-Rfou et al., 2015)		3	403,982	10,000	10,000	link
WikiANN en (Pan et al., 2017)		3	20,000	10,000	10,000	link
WikiNeural (Tedeschi et al., 2021)		3	92,720	11,590	11,597	link
AnatEM (Pyysalo and Ananiadou, 2014)	Biomed	1	5,861	2,118	3,830	link
bc2gm (Smith et al., 2008)		1	12,500	2,500	5,000	link
bc4chemd (Krallinger et al., 2015)		1	30,682	30,639	26,364	link
bc5cdr (Li et al., 2016)		2	4,560	4,581	4,797	link
ncbi (Doğan et al., 2014)		1	5,432	923	940	link
HarveyNER (Chen et al., 2022)	Social media	4	3,967	1,301	1,303	link
Broad Tweet Corpus (Derczynski et al., 2016)		3	6,338	1,001	2,001	link
TweetNER7 (Ushio et al., 2022)		7	7,111	886	576	link
mit-movie (Liu et al., 2013)		12	9,775	2,443	2,443	link
mit-restaurant (Liu et al., 2013)		8	7,660	1,521	1,521	link
FabNER (Kumar and Starly, 2022)	STEM	12	9,435	2,183	2,064	link
FindVehicle (Guan et al., 2023)	Transportation	21	21,565	20,777	20,777	link

Table 7: Statistics of datasets in our collected datasets.

6 and 7), and correct mistakes (cases 4 and 5).

E Detailed Evaluation Results

We detail the performance of our models across all datasets in Table 10, including error bars for zero-shot performance derived from the variance of five separate runs. For the supervised settings, we do not conduct multiple runs due to the extensive size of the datasets, where the training and inference process can be very time-consuming. Our trials with smaller models indicate that the variability, or error bars, for models in the supervised settings is minimal, approximately around 0.15.

F Environmental Impact

Training huge models can have a negative impact on the environment. All our models are trained on the hardware of a single A100 node (8× Nvidia-A100-80G-SXM4) with approximately 800 GPU hours in total. The carbon footprint estimation is 135.3 kg CO₂eq according to Wu et al. (2022).

Model	Issue	Case	Type	Prediction
GNER LLaMA	Omission (39%)	1	raw pred.	who directed the film the lorax who directed the lorax
		2	raw pred.	any reasonably priced indian restaurants in the theater district any reasonably priced indian restaurants in theater district
	Addition (3%)	3	raw pred.	the conservative regionalist navarra suma finished first and ... the conservative regionalist regionalist navarra suma finished first and ...
	Substitution (58%)	4	raw pred.	which five star italian restaurants in manattan have the best reviews which five star italian restaurants in manhattan have the best reviews
		5	raw pred.	polyethylene terephthalate (pet) bottles are made from ethylene and p-xylene . polyethylene terephthalate (p e t) bottles are made from ethylene and p-xylene .
GNER T5	Omission (23%)	6	raw pred.	... whose debut album tol cormpnt norz norz norz rock hard journalist wolf-rüdiger mühlmann considers a part of war metal 's roots whose debut album tol cormpnt norz norz rock hard journalist wolf-rüdiger mühlmann considers a part of war metal 's roots .
		7	raw pred.	jennifer lien starred in this action film of the the last six years that received a really good rating jennifer lien starred in this action film of the last six years that received a really good rating
	Addition (2%)	8	raw pred.	... performed by wet wet wet that remained at number 1 performed by wet wet wet wet that remained at number 1 ...
		9	raw pred.	... liked by many people that starred william forsythe ... liked by many people that starred william forsythe the
	Substitution (75%)	10	raw pred.	four more children followed : charlotte brontë , (1816-1855) , branwell brontë (1817-1848) , emily brontë , (1818-1848) and anne (1820-1849) . four more children followed : charlotte bront , (1816-1855) , branwell bront (1817-1848) , emily bront , (1818-1848) and anne (1820-1849) .

Table 8: Representative examples concerning the word addition, omission, and substitution problems in the zero-shot evaluation. We remove the label information in the predictions for a clear comparison with the raw texts.

Model	Case	Type	Text Generations
GNER LLaMA	1	w/o beam search	who(O) is(O) directing(O) the(O) hobbit(B-title)
		w/ beam search	who(O) is(O) directing(O) the(B-title) hobbit(I-title)
	2	w/o beam search	what(O) is(O) the(O) plot(O) of(O) the(O) wild(B-title) bunch(I-title)
		w/ beam search	what(O) is(O) the(O) plot(O) of(O) the(B-title) wild(I-title) bunch(I-title)
	3	w/o beam search	was(O) there(O) a(O) romantic(O) film(O) noir(O)
		w/ beam search	was(O) there(O) a(O) romantic(B-genre) film(I-genre) noir(I-genre)
4	w/o beam search	does(O) paymon(B-Restaurant Name) serves(O) white(B-Cuisine) wine(I-Cuisine)	
	w/ beam search	does(O) paymon(B-Restaurant Name) serves(O) white(B-Dish) wine(I-Dish)	
GNER T5	5	w/o beam search	... some(O) batman(B-character) movies(O) from(O) the(O) 1990s(B-year)
		w/ beam search	... some(O) batman(B-title) movies(I-title) from(O) the(O) 1990s(B-year)
	6	w/o beam search	where(O) was(O) the(O) presidio(B-title) filmed(O)
		w/ beam search	where(O) was(O) the(B-title) presidio(I-title) filmed(O)
	7	w/o beam search	... the(O) third(O) harry(O) potter(O) movie(O) called(O)
		w/ beam search	... the(O) third(B-title) harry(I-title) potter(I-title) movie(I-title) called(O)

Table 9: Representative examples in the self-correction mechanism via beam search.

Method Backbone # Params.	GNER-T5 Flan-T5-small 77M	GNER-T5 Flan-T5-base 248M	GNER-T5 Flan-T5-large 783M	GNER-T5 Flan-T5-xl 3B	GNER-T5 Flan-T5-xxl 11B	GNER-LLaMA LLaMA-7B 7B
Zero-shot Performance						
AI	50.18±0.9	56.83±0.4	62.56±0.2	62.09±0.3	68.19±0.3	63.11±0.2
Literature	49.78±1.5	58.68±0.8	58.20±0.4	64.94±1.1	68.66±0.2	68.20±0.3
Music	65.83±1.3	72.29±0.3	76.73±0.7	80.59±0.6	81.24±0.4	75.72±0.8
Politics	57.28±1.1	64.50±1.1	66.99±0.8	73.73±0.6	75.11±0.9	69.38±1.2
Science	62.68±1.9	68.00±1.2	72.60±0.2	68.74±1.2	76.70±1.0	69.93±0.4
Movie	37.38±1.8	54.52±0.2	58.59±0.1	62.96±0.4	62.52±0.5	68.63±0.5
Restaurant	14.30±1.4	41.41±1.2	48.61±0.5	49.82±0.2	51.04±0.4	47.49±1.1
Avg.	48.20±1.1	59.46±0.8	63.47±0.2	66.12±0.2	69.06±0.3	66.07±0.3
Supervised Performance						
AnatEM	81.02	86.99	90.22	90.29	90.30	90.24
bc2gm	69.02	79.11	83.10	84.25	84.29	83.18
bc4chemd	76.33	85.19	88.51	90.22	90.04	89.40
bc5cdr	82.02	87.16	88.81	89.83	89.95	90.27
Broad Twitter	80.09	81.59	82.61	84.34	84.56	83.74
CoNLL2003	89.12	91.82	93.14	93.14	93.28	93.60
FabNER	68.20	77.34	81.89	81.54	83.20	85.39
FindVehicle	90.64	93.61	95.71	95.97	97.37	98.62
HarveyNER	60.27	70.77	75.24	74.00	76.33	74.73
Movie	85.03	88.08	89.39	89.31	89.28	90.23
Restaurant	78.98	82.21	83.72	83.06	83.84	81.73
MultiNERD	90.94	93.17	94.24	94.51	94.35	94.30
ncbi	82.06	87.14	88.46	89.58	88.27	88.55
Ontonotes	86.36	89.33	90.54	91.63	91.83	90.69
PolyglotNER	45.27	62.13	66.16	67.15	66.90	67.52
TweetNER7	62.92	67.36	67.50	68.07	67.97	66.87
WikiANN	76.58	82.56	85.32	86.09	85.19	86.87
wikiNeural	88.97	92.24	93.56	93.85	93.71	93.71
Avg.	77.43	83.21	85.45	85.94	86.15	86.09

Table 10: Zero-shot and supervised evaluation results.