

Minimum energy density steering of linear systems with Gromov-Wasserstein terminal cost

Kohei Morimoto¹ and Kenji Kashima¹, *Senior Member, IEEE*

Abstract—In this study, we address optimal control problems focused on steering the probabilistic distribution of state variables in linear dynamical systems. Specifically, we address the problem of controlling the structural properties of Gaussian state distributions to predefined targets at terminal times. This task is not yet explored in existing works that primarily aim to exactly match state distributions. By employing the Gromov-Wasserstein (GW) distance as the terminal cost, we formulate a problem that seeks to align the structure of the state density with that of a desired distribution. This approach allows us to extend the control objectives to capture the distribution’s shape. We demonstrate that this complex problem can be reduced to a Difference of Convex (DC) programming, which is efficiently solvable through the DC algorithm. Through numerical experiments, we confirm that the terminal distribution indeed gets closer to the desired structural properties of the target distribution.

I. INTRODUCTION

In this paper, we consider the optimal density control problem with Gromov-Wasserstein terminal cost in discrete-time linear Gaussian systems. Optimal density control is defined as the problem of controlling the probability distribution of state variables to the desired distribution in a dynamic system. Promising applications of optimal density control include systems in which it is important to manage errors in the state, such as quality control and aircraft control, as well as quantum systems in which the distribution of the state itself is the object of control [1].

Existing research on optimal density control addresses the challenge of aligning the state distribution with a desired target distribution at the final time step. Two main approaches have been explored: hard constraint formulations, as seen in [1]–[7], where the terminal state distribution is enforced as a constraint; and soft constraint formulations, as seen in [8]–[10], where the Wasserstein distance between the terminal distribution and the target distribution is incorporated as a cost. In particular, Balci et al. [10] presented an optimal distributional control problem for discrete-time linear Gaussian systems using Wasserstein distance as the terminal cost, formulated as semi-positive definite programming (SDP), a form of convex programming, to derive globally optimal control policies.

However, the challenge of controlling the structure of the terminal distribution remains unaddressed within the

density control framework. To tackle this issue, we propose a novel density control problem incorporating the Gromov-Wasserstein distance (GW distance) as the terminal cost [11]. The GW distance is the distance between probability distributions and can measure the closeness of the structure of the probability distributions. By integrating the GW distance between the state and target distributions into the terminal cost, we can formulate the problem of controlling the structural aspects of the state distribution.

In this study, we focus on scenarios where the initial and target distributions are Gaussian and seek the optimal control policy among linear feedback control laws. While computing the GW distance between arbitrary distributions is challenging, it has recently been shown that the Gaussian Gromov-Wasserstein (GGW) distance, which is a relaxation of the GW distance for normal distributions, can be easily calculated [12]. We show that the optimal density control problem with GW terminal cost can be formulated as a difference of convex (DC) programming problem. We solve the problem by the DC algorithm (DCA) [13], a technique for solving DC programming problems through iterative convex relaxation. Remarkably, the convexified problem is transformed into a Semi-definite programming (SDP) form, which can be efficiently solved using standard convex programming solvers.

The rest of the paper is organized as follows. In Section II, we introduce the concept of the GW distance and present the optimal density steering problem with the GW distance as the terminal cost. Section III discusses the formulation of the problem as a DC (Difference of Convex) programming problem, highlighting the objective function’s nature as a difference of convex function and deriving the convexified sub-problem used in the DC algorithm. The numerical simulations are presented in Section IV. Finally, we conclude our paper in Section V.

Notation Let $\mathcal{P}(\mathcal{X})$ denote the set of all probability distributions over \mathcal{X} . Let $\mathcal{N}_n(\mu, \Sigma)$ denote the multivariate normal distribution with mean $\mu \in \mathbb{R}^n$ and covariance $\Sigma \in \mathbb{R}^{n \times n}$. Let \mathcal{N}_n denote the set of all n -dimensional multivariate normal distributions. Let \mathbb{S}_n^+ and \mathbb{S}_n^{++} denote the sets of n -dimensional positive semidefinite matrices and positive definite matrices, respectively. Let $O(n)$ denote the set of n -dimensional orthogonal matrices. For a convex function f , $\partial f(x)$ denotes the set of subgradients of f at x .

¹K. Morimoto and K. Kashima are with the Graduate School of Informatics, Kyoto University, Kyoto, Japan kohei.morimoto.73r@st.kyoto-u.ac.jp; kk@i.kyoto-u.ac.jp. This work was supported by JSPS KAKENHI Grant Number JP21H04875 and the joint project of Kyoto University and Toyota Motor Corporation, titled “Advanced Mathematical Science for Mobility Society”.

II. PROBLEM SETTING

A. Gromov-Wasserstein distance

The GW distance is the distance between probability distributions and is a variant of optimal transport distance, similarly to the Wasserstein distance. The optimal transport distance is defined as the minimized transport cost of transporting one probability distribution to another probability distribution. While the Wasserstein distance is the cost of transporting one probability distribution to the other, the GW distance represents the amount of structural change when the probability distribution is transported with as little structural change as possible. The GW distance is small when points that are close before transportation are brought closer together and points that are farther apart are moved even farther apart after transportation. Conversely, the GW distance increases when points that were initially close are moved farther apart after transportation. In addition, the GW distance has the property that it is invariant with respect to rotation and translation of the distribution.

The set of transports Π between probability distributions $\mu \in \mathcal{P}(\mathcal{X})$ and $\nu \in \mathcal{P}(\mathcal{Y})$ is defined by

$$\Pi(\mu, \nu) := \left\{ \pi(x, y) \mid \int_x \pi(x, y) dx = \nu(y), \int_y \pi(x, y) dy = \mu(x) \right\}. \quad (1)$$

Each element $\pi(x, y)$ in $\Pi(\mu, \nu)$ represents how the weight $\mu(x)$ at x is transported to y , with the condition that $\int_x \pi(x, y) dx = \nu(y)$ ensuring that the transported destination becomes $\nu(y)$. The GW distance is defined by

$$GW^2(\mu, \nu) := \inf_{\pi \in \Pi(\mu, \nu)} \int \int (\|x - x'\|_{\mathcal{X}} - \|y - y'\|_{\mathcal{Y}})^2 \pi(x, y) \pi(x', y') dx dy dx' dy', \quad (2)$$

where $\|x - x'\|_{\mathcal{X}}$ and $\|y - y'\|_{\mathcal{Y}}$ represent the norms in the spaces \mathcal{X} and \mathcal{Y} , respectively.

The GW distance involves a non-convex quadratic program over transport π , making it challenging to compute the GW distance between arbitrary probability distributions. Recently, it has been shown that the Gaussian Gromov-Wasserstein (GGW) distance, where the transport is constrained to be Gaussian distribution only, can be explicitly expressed in terms of the parameters of the normal distributions [12]. Specifically, the GGW between Gaussian distributions $\mu \in \mathcal{N}_m$ and $\nu \in \mathcal{N}_n$ is defined by

$$GGW^2(\mu, \nu) := \inf_{\pi \in \Pi(\mu, \nu) \cap \mathcal{N}_{m+n}} \int \int (\|x - x'\| - \|y - y'\|)^2 \pi(x, y) \pi(x', y') dx dy dx' dy' \quad (3)$$

where $\Pi(\mu, \nu) \cap \mathcal{N}_{m+n}$ represents the restriction of the transport to the $(m+n)$ -dimensional Gaussian distribution

\mathcal{N}_{m+n} . For $\mu = \mathcal{N}_m(\mu_0, \Sigma_0)$, $\nu = \mathcal{N}_n(\mu_1, \Sigma_1)$, it holds that

$$GGW^2(\mu, \nu) = 4(\text{tr}(\Sigma_0) - \text{tr}(\Sigma_1))^2 + 8\|D_0 - D_1\|_{\mathcal{F}}^2, \quad (4)$$

where D_0, D_1 are the diagonal matrices with the eigenvalues of Σ_0, Σ_1 sorted in descending order, and if $m \neq n$, the missing elements are filled with zeros.

B. Optimal density steering with Gromov-Wasserstein terminal cost

Let n_x be the dimension of the state space and n_u the dimension of the input, and consider the following discrete-time linear Gaussian system.

$$x_{k+1} = Ax_k + Bu_k + w_k \quad (5a)$$

$$x_0 = \mathcal{N}(0, \Sigma_0) \quad (5b)$$

$$w_k \sim \mathcal{N}(0, W_k) \quad (5c)$$

Here, the covariance matrix of the initial Gaussian distribution is $\Sigma_0 \in \mathbb{S}_{n_x}^{++}$ and that of the noise is $W_k \in \mathbb{S}_{n_x}^+$. For control input u_k , we use a stochastic linear control policy as

$$u_k(x) = \mathcal{N}(K_k x, Q_k), \quad (6)$$

where K_k is feedback gain and $Q_k \succeq O$ is covariance of Gaussian distribution. We consider the problem of minimizing the sum of the input costs and the Gromov-Wasserstein distance between the terminal distribution $\rho_N = \mathcal{N}(\mu_N, \Sigma_N)$ ($\Sigma_N \in \mathbb{S}_{n_x}^{++}$) and the target distribution $\rho_r = \mathcal{N}(0, \Sigma_r)$ ($\Sigma_r \in \mathbb{S}_{n_x}^+$). The objective function is represented as

$$\min_{K_k, Q_k} J(K_k, Q_k) \quad (7a)$$

$$J(K_k, Q_k) = \lambda \mathbb{E} \left[\sum_{k=0}^{N-1} u_k^T R_k u_k \right] + GGW^2(\rho_N, \rho_r), \quad (7b)$$

where $R_k \in \mathbb{S}_{n_x}^{++}$ denotes the weights for control cost. Using the control policy (6) in system (5a), the probability distribution of the state x_N at the terminal time N will also be the Gaussian distribution. Thus, by substituting equations (4) and (6) into equation (7b), we obtain

$$J(K_k, Q_k) = \lambda \sum_{k=0}^{N-1} \text{tr} (R_k (K_k \Sigma_k K_k^T + Q_k)) + 4(\text{tr}(\Sigma_N) - \text{tr}(\Sigma_r))^2 + 8\|\Sigma_N\|_{\mathcal{F}}^2 - 16 \text{tr} (D_N D_r), \quad (8)$$

where Σ_k is the covariance matrix of the state x_k , and D_N, D_r are diagonal matrices with the eigenvalues of Σ_N, Σ_r arranged in descending order. The dynamics of Σ_k is given by

$$\Sigma_{k+1} = A \Sigma_k A^T + B K_k \Sigma_k A^T + A \Sigma_k K_k^T B^T + B Q_k B^T + W_k. \quad (9)$$

Here, we introduce the variable transformations $M_k := K_k \Sigma_k K_k^T + Q_k$ and $P_k := K_k \Sigma_k$ as in the Ref. [2], [10]. To guarantee the invertibility of the variable transformation,

we need $M_k \succeq O$ and $M_k - K_k \Sigma_k K_k^T \succeq O$, which implies that the following condition must be satisfied:

$$\begin{bmatrix} M_k & P_k \\ P_k^T & \Sigma_k \end{bmatrix} \succeq O. \quad (10)$$

This condition is added to the optimization problem to ensure the feasibility of the solution. Finally, from the (8), (9) and (10), we can write the optimization problem to be solved as follows:

$$\min_{\Sigma_k, M_k, P_k} J(\Sigma_N, M_k) \quad (11a)$$

$$\begin{aligned} J(\Sigma_N, M_k) = & \lambda \sum_{k=0}^{N-1} \text{tr}(R_k M_k) \\ & + 4(\text{tr}(\Sigma_N) - \text{tr}(\Sigma_r))^2 \\ & + 8\|\Sigma_N\|_{\mathcal{F}}^2 - 16 \text{tr}(D_N D_r) \end{aligned} \quad (11b)$$

$$\text{s.t. } \Sigma_{k+1} = A_k \Sigma_k A_k^T + A_k P_k^T B_k^T + B_k P_k A_k^T + B_k M_k B_k^T + W_k \quad (11c)$$

$$\begin{bmatrix} M_k & P_k \\ P_k^T & \Sigma_k \end{bmatrix} \succeq O \quad (11d)$$

Although we assumed a stochastic strategy as a control law in (6), the optimal solution turns out to be a deterministic strategy.

Theorem 1: Suppose $\{A_k\}_{k=0}^{N-1}$ are invertible. Then, the optimal policy in problem (11) is deterministic, that is, the optimal solution satisfies $Q_k = M_k - K_k \Sigma_k K_k^T = O$.

Proof: The proof is provided using the same arguments in the Ref. [10]. We utilize the Karush-Kuhn-Tucker conditions. Let E_k denote the Lagrange multiplier for constraint (11c), and let F_k denote the Lagrange multiplier for constraint (11d), represented as

$$F_k = \begin{bmatrix} F_k^{00} & F_k^{01} \\ F_k^{10} & F_k^{11} \end{bmatrix}.$$

From the stationarity condition, we obtain

$$B_k^T E_k A_k + F_k^{01} = 0 \quad (12)$$

$$R_k - B_k^T E_k B_k + F_k^{00} = 0. \quad (13)$$

The complementary slackness condition yields

$$\begin{bmatrix} F_k^{00} & F_k^{01} \\ F_k^{10} & F_k^{11} \end{bmatrix} \begin{bmatrix} M_k & P_k \\ P_k^T & \Sigma_k \end{bmatrix} = O, \quad (14)$$

implying

$$\begin{bmatrix} F_k^{00} & F_k^{01} \\ F_k^{10} & F_k^{11} \end{bmatrix} \begin{bmatrix} I & P_k \Sigma_k^{-1} \\ O & I \end{bmatrix} \begin{bmatrix} M_k - P_k \Sigma_k^{-1} P_k^T & O \\ O & \Sigma_k \end{bmatrix}$$

from the definiteness of Σ_k . Thus, we obtain

$$F_{00} (M_k - P_k \Sigma_k^{-1} P_k^T) = O \quad (15)$$

$$F_{01}^T (M_k - P_k \Sigma_k^{-1} P_k^T) = O. \quad (16)$$

Subsequently, by combining (12), (16), and the invertibility of A_k , we derive

$$E_k B_k (M_k - P_k \Sigma_k P_k^T) = O. \quad (17)$$

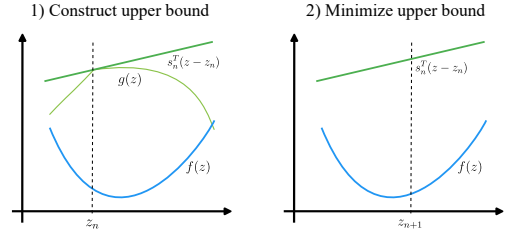


Fig. 1. Visualization for the algorithm of DCA.

Finally, from (13), (15), and (17), we conclude that

$$\begin{aligned} & (R_k - B_k^T E_k B_k)(M_k - P_k \Sigma_k^{-1} P_k^T) \\ & = R_k (M_k - P_k \Sigma_k^{-1} P_k^T) \\ & = O. \end{aligned}$$

and due to the positive definiteness of R_k , we have $M_k - P_k \Sigma_k^{-1} P_k^T = O$. ■

III. FORMULATION AS DIFFERENCE OF CONVEX PROGRAMMING

In this section, we show that problem (11) is a DC programming and solve it using the DCA, an optimization method for DC programming. DC programming is an optimization problem whose objective function is a DC function, which is expressed as the difference between two convex functions. Since DC programming is a non-convex optimization problem, finding a global optimum is generally challenging. However, several optimization methods that efficiently find solutions by exploiting the properties of DC functions have been proposed. These include global optimization techniques using branch and bound methods [14], and methods for finding sub-optimal solutions, such as the DCA [13] and the Concave-Convex Procedure (CCCP) [15].

DCA constructs a convex upper bound for the objective function at each step and iteratively constructs a new upper bound using the minimum point of the previous upper bound. Assume the objective function h to be optimized is expressed as $h(z) = f(z) - g(z)$ by convex functions $f(z)$ and $g(z)$ defined on a convex set Ω . The DCA then iterates the following steps until convergence:

1) Construct the upper bound $\hat{h}(z)$ of $h(z)$ as

$$\hat{h}(z) = f(z) - s_n^T(z - z_n),$$

where $s_n \in \partial g(z_n)$.

2) Set $z_{n+1} = \min_{z \in \Omega} \hat{h}(z)$.

$\hat{h}(z)$ is a convex function over the convex set, allowing for efficient minimization of this convex subproblem. It is known ([13]) that when the optimal value of the problem is finite and the sequences z_n, s_n are bounded, any accumulation points z^∞ of z_n are critical points of $f - g$, which implies $0 \in \partial(f - g)(z^\infty)$. In Figure 1, we show the visualization of the DCA algorithm.

In the next proposition and theorem, we show that problem (11) is a DC programming problem.

Proposition 1 (Anstreicher and Wolkowicz [16]): Let A and B be $n \times n$ symmetric matrices decomposed into their eigenvalues as $A = V\Lambda V^T$ and $B = W\Xi W^T$, respectively. Assume the eigenvalues in W and V are arranged in descending order. Then,

$$\max_{U \in O(n)} \text{tr}(UAU^T B)$$

has an optimal solution $U^* = WV^T$, and the optimal value is $\text{tr}(\Lambda\Xi)$.

Theorem 2: $J(\Sigma_N, M_k)$ in (11b) is a DC function.

Proof: Since $\lambda \sum_{k=0}^{N-1} (\text{tr}(R_k M_k)) + 4(\text{tr}(\Sigma_N) - \text{tr}(\Sigma_r))^2 + 8\|\Sigma_N\|_{\mathcal{F}}^2$ is clearly a convex function, it suffices to show that

$$g(\Sigma_N) := \text{tr}(D_N D_r) \quad (18)$$

is a convex function. From Proposition 1, we have

$$\text{tr}(D_N D_r) = \max_{U \in O(n)} \text{tr}(U \Sigma_N U^T \Sigma_r).$$

Thus, $\text{tr}(D_N D_r)$ is the maximum of linear functions, making it a convex function with respect to Σ_N . Precisely, let us consider a scalar $\alpha \in [0, 1]$ for the convex combination of two positive definite matrices Σ and Σ' . The convex combination is formulated as $\alpha\Sigma + (1 - \alpha)\Sigma'$. Following this, we can derive the following inequality:

$$\begin{aligned} & \max_{U \in O(n)} \text{tr}(U(\alpha\Sigma + (1 - \alpha)\Sigma')U^T \Sigma_r) \\ & \leq \max_{U \in O(n)} \alpha \text{tr}(U\Sigma U^T \Sigma_r) + (1 - \alpha) \text{tr}(U\Sigma' U^T \Sigma_r) \\ & \leq \alpha \max_{U \in O(n)} \text{tr}(U\Sigma U^T \Sigma_r) \\ & \quad + (1 - \alpha) \max_{U' \in O(n)} \text{tr}(U'\Sigma' U'^T \Sigma_r) \end{aligned}$$

Then, in the next theorem, we derive a subgradient of the concave part of $J(M_k, \Sigma_k)$ to construct the upper bound in DCA.

Theorem 3: Assume the eigenvalue decompositions: $\Sigma_N = V_N D_N V_N^T$ and $\Sigma_r = V_r D_r V_r^T$. Then, $V_N D_r V_N^T \in \mathbb{S}_{n_x}^+$ is a subgradient of $g(\Sigma_N)$ in (18).

Proof: From Proposition 1, we have

$$U^* := \arg \max_{U \in O(n)} \text{tr}(U \Sigma_N U^T \Sigma_r) = V_r V_N^T.$$

Therefore, by Danskin's theorem [17], a subgradient can be obtained by differentiating the function inside the max operation with respect to Σ_N and then substituting U^* . Hence,

$$U^{*T} \Sigma_r U^* = V_N V_r^T \Sigma_r V_r V_N^T = V_N D_r V_N^T \in \partial g(\Sigma_N).$$

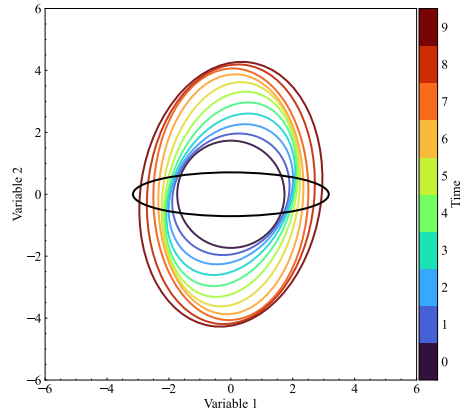


Fig. 2. The snapshots of the covariance matrices of uncontrolled system. The colored lines indicate the 2σ range of Σ_k , while the black line represents Σ_r in (20).

Therefore, the convex subproblem in DCA is formulated as

$$\min_{\Sigma_k, M_k, P_k} \lambda \sum_{k=0}^{N-1} \text{tr}(R_k M_k) + 4(\text{tr}(\Sigma_N) - \text{tr}(\Sigma_r))^2 \quad (19a)$$

$$\begin{aligned} & + 8\|\Sigma_N\|_{\mathcal{F}}^2 - 16 \text{tr}(\Sigma_N V_N^{(n)T} \Sigma_r V_N^{(n)}) \\ \text{s.t. } & \Sigma_{k+1} = A_k \Sigma_k A_k^T + A_k P_k^T B_k^T \\ & + B_k P_k A_k^T + B_k M_k B_k^T + W_k \end{aligned} \quad (19b)$$

$$\begin{bmatrix} M_k & P_k \\ P_k^T & \Sigma_k \end{bmatrix} \succeq 0 \quad (19c)$$

where $V_N^{(n)}$ is the matrix obtained by decomposing the optimal Σ_N in the n -th iteration of DCA. The term $\text{tr}(\Sigma_N V_N^{(n)T} \Sigma_r V_N^{(n)})$ represents linear lower bound of convex function $l(\Sigma_N)$ using a subgradient obtained in Theorem 3. The subproblem is a semidefinite programming problem (SDP), which can be efficiently solved. We use the solution from each optimization step to update the value of V_N . By iteratively applying the optimization process, the solution progressively approaches a sub-optimal solution for the original problem (11).

In Theorem 1, we showed that the optimal policy for Problem (11) is deterministic. The following theorem shows that the proposed algorithm generates a sequence of deterministic control policies:

Theorem 4: When $\{A_k\}_{k=0}^{N-1}$ are invertible, the optimal policy of the subproblem (19a) is also deterministic.

Proof: The KKT conditions used in the proof of Theorem 1 also hold in the subproblem (19a). ■

IV. NUMERICAL EXPERIMENTS

In this section, we perform numerical optimization for problem (11) using DCA. We set the parameters in this

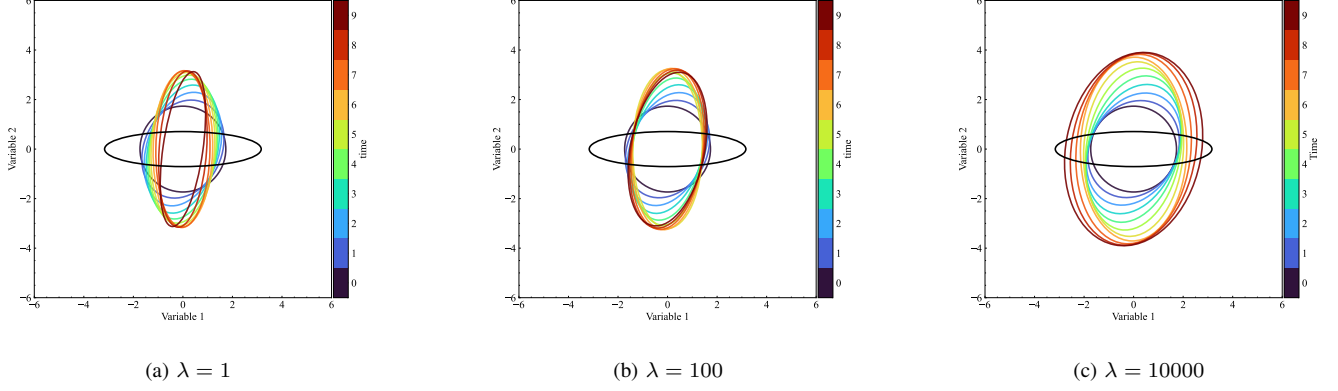


Fig. 3. The snapshots of the covariance matrices under the optimized policy for different values of λ . The colored lines indicate the 2σ range of Σ_k , while the black line represents Σ_r in (20).

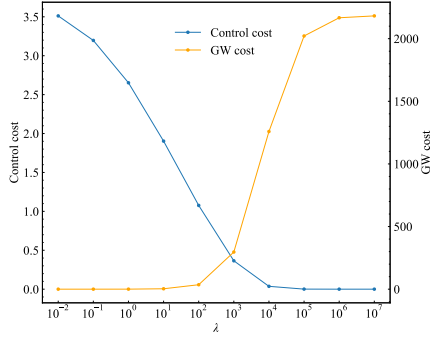


Fig. 4. Relationship between the optimized control cost term and GW cost term in Eq. (7b) for each λ .

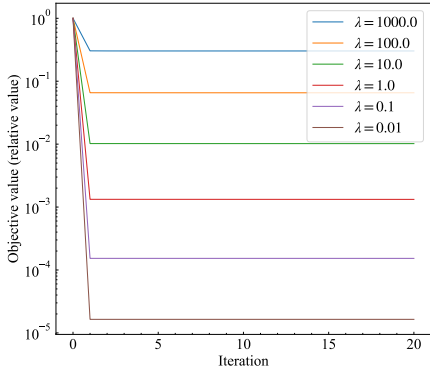


Fig. 5. The objective value for each DCA iteration.

experiment as

$$A_k = \begin{bmatrix} 1.0 & 0.175 \\ -0.343 & 1.0 \end{bmatrix}, B_k = \begin{bmatrix} 0.789 \\ 0.415 \end{bmatrix}$$

$$\Sigma_0 = \begin{bmatrix} 3.0 & 0 \\ 0 & 3.0 \end{bmatrix}, W_k = 0.5I_2,$$

$$R_k = 1.0, N = 10.$$

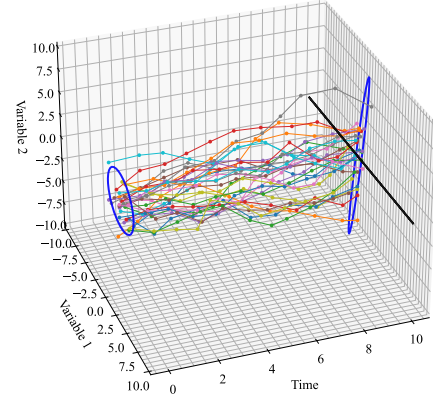


Fig. 6. One hundred sample paths of the systems controlled by the optimal policy for $\lambda = 100$. The blue circle denotes 2σ range of Σ_0 and Σ_N and the black line denotes the degenerated target distribution Σ_r in (22).

Figure 2 shows the time evolution of state covariance of the uncontrolled system. For the implementation of the convex subproblem in DCA, we used the MOSEK solver [18] and the CVXPY modeler [19].

Let us consider

$$\Sigma_r = \begin{bmatrix} 10 & 0 \\ 0 & 0.5 \end{bmatrix} \quad (20)$$

for which

$$GGW^2(\rho_N, \rho_r) = 2185.02 \quad (21)$$

for the uncontrolled system. Figure 3 shows the results of the snapshots of state covariance under the optimal control input obtained by DCA. It can be observed that the shape of the terminal distribution approaches that of the target distribution as λ decreases. The terminal distribution can be considered to be the one requiring the least energy among the rotated distributions of the target due to the rotational invariance of the GW distance.

Figure 4 shows the relationship between the optimized control cost term and GW cost term in Eq. (7b) for each λ .

As the value of λ increases, the control cost rises, while the GW cost decreases. Conversely, as the value of λ decreases, the control cost diminishes, and the GW cost increases. Also, as λ becomes smaller, the GW cost is almost close to zero. It is noteworthy that, in comparison to the uncontrolled system in (21), our algorithm achieves a significant reduction in the GW cost.

Figure 5 depicts the convergence behavior of an optimization algorithm across different values of λ . The plot shows that the objective value rapidly converges for all considered λ values.

Finally, we consider the case where the desired density is Gaussian $\rho_r = \mathcal{N}(0, 10)$, which is not on \mathbb{R}^2 , but on \mathbb{R} . Differently from the Wasserstein distance, $GW(\rho_N, \rho_r)$ is well-defined. Thanks to (4), this is equivalent to take

$$\Sigma_r = \begin{bmatrix} 10 & 0 \\ 0 & 0 \end{bmatrix}. \quad (22)$$

Figure 6 presents the trajectories of one hundred samples from the controlled process when the target distribution is degenerate distribution. It can be seen that the distribution of states actually stretches vertically to the target distribution.

V. CONCLUSION

In this study, we addressed the optimal density control problem with the Gromov-Wasserstein distance as the terminal cost. We showed that the problem is a DC programming problem and proposed an optimization method based on the DC algorithm. Numerical experiments confirmed that the terminal distribution approaches the structure of the target distribution as expected.

Future work includes extending the initial distribution to distributions other than the normal distribution. Specifically, we can consider a problem in which the point cloud is the initial distribution, and the ideal shape of the point cloud at the end time is specified. One application of such point cloud structure control is distance-based formation control [20], where the relative distance between agents is controlled to achieve a specified distance. In existing research, each agent is distinguished and the relative distance between each agent is specified respectively, whereas optimal distribution control with GW distance as the termination cost is viewed as a control that moves the placement of agents closer to the desired configuration shape without distinguishing between agents. Model predictive formation control based on a fast algorithm for optimal transport [21] is also a promising direction [22].

REFERENCES

- [1] Y. Chen, T. T. Georgiou, and M. Pavon, "Optimal steering of a linear stochastic system to a final probability distribution, part I," *IEEE Transactions on Automatic Control*, vol. 61, no. 5, pp. 1158–1169, 2016.
- [2] —, "Optimal steering of a linear stochastic system to a final probability distribution, part II," *IEEE Transactions on Automatic Control*, vol. 61, no. 5, pp. 1170–1180, 2016.
- [3] E. Bakolas, "Covariance control for discrete-time stochastic linear systems with incomplete state information," in *2017 American Control Conference (ACC)*, 2017, pp. 432–437.

- [4] F. Liu, G. Rapakoulias, and P. Tsiotras, "Optimal covariance steering for discrete-time linear stochastic systems," *Preprint arXiv:2211.00618*, 2022.
- [5] G. Rapakoulias and P. Tsiotras, "Discrete-time optimal covariance steering via semidefinite programming," *Preprint arXiv:2302.14296*, 2023.
- [6] K. Ito and K. Kashima, "Maximum entropy density control of discrete-time linear systems with quadratic cost," *arXiv:2309.10662*, 2023.
- [7] —, "Maximum entropy optimal density control of discrete-time linear systems and Schrödinger bridges," *IEEE Transactions on Automatic Control*, Early Access, 2024.
- [8] A. Halder and E. D. Wendel, "Finite horizon linear quadratic Gaussian density regulator with Wasserstein terminal cost," in *2016 American Control Conference (ACC)*, 2016, pp. 7249–7254. [Online]. Available: <http://ieeexplore.ieee.org/document/7526817/>
- [9] I. M. Balci and E. Bakolas, "Covariance steering of discrete-time stochastic linear systems based on Wasserstein distance terminal cost," *IEEE Control Systems Letters*, vol. 5, no. 6, pp. 2000–2005, 2021. [Online]. Available: <https://ieeexplore.ieee.org/document/9306841/>
- [10] —, "Exact SDP formulation for discrete-time covariance steering with Wasserstein terminal cost," *arXiv:2205.10740*, 2022.
- [11] F. Mémoli, "Gromov-Wasserstein distances and the metric approach to object matching," *Foundations of Computational Mathematics*, vol. 11, pp. 417–487, 2011.
- [12] J. Delon, A. Desolneux, and A. Salmona, "Gromov-Wasserstein distances between Gaussian distributions," *Journal of Applied Probability*, vol. 59, no. 4, pp. 1178–1198, 2022.
- [13] P. D. Tao and L. H. An, "Convex analysis approach to DC programming: Theory, algorithms and applications," *Acta Mathematica Vietnamica*, vol. 22, no. 1, pp. 289–355, 1997.
- [14] R. Horst and N. V. Thoai, "DC programming: Overview," *Journal of Optimization Theory and Applications*, vol. 103, pp. 1–43, 1999.
- [15] A. L. Yuille and A. Rangarajan, "The concave-convex procedure (CCCP)," in *Advances in Neural Information Processing Systems*, vol. 14. MIT Press, 2001.
- [16] K. Anstreicher and H. Wolkowicz, "On Lagrangian relaxation of quadratic matrix constraints," *SIAM Journal on Matrix Analysis and Applications*, vol. 22, no. 1, pp. 41–55, 2000.
- [17] D. P. Bertsekas, *Nonlinear Programming: 2nd Edition*. Athena Scientific, 1999.
- [18] MOSEK ApS, *MOSEK Optimizer API for Python. Version 10.1*, 2023.
- [19] S. Diamond and S. Boyd, "CVXPY: A Python-embedded modeling language for convex optimization," *Journal of Machine Learning Research*, vol. 17, no. 83, pp. 1–5, 2016.
- [20] D. V. Dimarogonas and K. H. Johansson, "On the stability of distance-based formation control," in *2008 47th IEEE Conference on Decision and Control*, 2008, pp. 1200–1205.
- [21] J. Solomon, G. Peyré, V. G. Kim, and S. Sra, "Entropic metric alignment for correspondence problems," *ACM Transactions on Graphics*, vol. 35, no. 4, 2016.
- [22] K. Ito and K. Kashima, "Entropic model predictive optimal transport over dynamical systems," *Automatica*, vol. 152, p. 110980, 2023.