

SOME CUSP-TRANSITIVE HYPERBOLIC 4-MANIFOLDS

EDOARDO RIZZI

ABSTRACT. We realize 4 of the 6 closed orientable flat 3-manifolds as a cusp section of an orientable finite-volume hyperbolic 4-manifold whose symmetry group acts transitively on the set of cusps.

1. INTRODUCTION

A (complete, finite-volume) hyperbolic manifold is *cuspidally transitive* if its isometry group acts transitively on the set of cusps. Very special cases are the 1-cusped manifolds (i.e. manifolds with a single cusp), of which infinitely many examples are well known in dimension 2 and 3, and one has been exhibited in dimension 4 for the first time in 2013 [KM13]. In higher dimension $n > 4$ we do not know whether there exists a 1-cusped hyperbolic n -manifold. In fact the existence of 1-cusped manifolds is highly non-trivial, for example there is no 1-cusped arithmetic orbifold of dimension $n \geq 30$ [Sto13]. Concerning cusp-transitive manifolds of dimension $n > 4$, we are not aware of explicit examples in the literature. By mirroring some well-known right angled polytopes, it is easy to obtain some examples of dimension up to 8 with toric cusps.

The *type* of a cusp of a hyperbolic manifold is the diffeomorphism class of its section, which is a flat closed hypersurface. Each flat closed n -manifold is realized as a cusp type of some hyperbolic $(n + 1)$ -manifold [McR09] (see also [Nie98, LR02, McR04]). The latter manifold has generally several other cusps, whose type does not appear controllable with the separability methods of [Nie98, LR02, McR04, McR09]. In the orientable setting, there are obstructions for a closed flat $(4n - 1)$ -manifold to be the cusp type of a 1-cusped $4n$ -manifold [LR00]. In this paper we are interested in which closed flat manifold can be realized as the cusp type of a cusp-transitive hyperbolic manifold.

For reasons that will become clear later, this article deals with 4-dimensional hyperbolic manifolds. Recall that there are precisely 6 closed orientable flat 3-manifolds up to diffeomorphism: E_1, \dots, E_6 . Here E_i is a mapping torus over $S^1 \times S^1$ with monodromy of order 1, 2, 3, 4, 6 for $i = 1, \dots, 5$, respectively, and E_6 is a rational homology sphere [Mar23, Section 12.3]. The manifold E_1 is the 3-torus. We call E_2 (resp. E_3, E_4, E_5) the $\frac{1}{2}$ -twist (resp. $\frac{1}{3}$ -twist, $\frac{1}{4}$ -twist, $\frac{1}{6}$ -twist) manifold, while E_6 is the so-called *Hantzsche-Wendt manifold*.

There exist 1-cusped orientable 4-manifolds with cusp type E_1 [KM13] and E_2 [KS16], while there is no 1-cusped orientable 4-manifold with cusp type E_3 or E_5 [LR00]. We refer to the discussion in [Mar18, Sections 2.5 and 2.6], for this and related issues in dimension four. Moreover, there exists a cusp-transitive 4-manifold with cusp type E_6 [FKS21]. We reprove this fact here. The novelty of this paper is the existence of a cusp-transitive hyperbolic 4-manifold with cusp type the $\frac{1}{4}$ -twist manifold E_4 . Our construction actually realizes more cusp types. Specifically we prove:

Theorem 1.1. *For each $i = 1, 2, 4, 6$ there exists a cusp-transitive orientable hyperbolic 4-manifold M_i with cusps of type E_i .*

Our method to produce cusp-transitive hyperbolic manifolds a priori works in arbitrary dimension (but not a posteriori: there is no finite-volume hyperbolic Coxeter polytope of dimension ≥ 996 [Pro86]). The manifold M_i is built by orbifold covering a hyperbolic Coxeter polytope P_0 such that:

- (a) it has exactly one ideal vertex;
- (b) if a bounded facet and an unbounded facet intersect, then their dihedral angle is an even submultiple of π .

The construction roughly goes as follows. We glue together some copies of P_0 , so as to get a hyperbolic manifold with corners R_i satisfying the following properties. First, R_i is 1-cusped, and this will follow from (a). By construction the cusp will have section E_i ($i = 1, 2, 4, 6$). Second, R_i is locally a Coxeter polytope (a so-called *reflectofold*), and this will follow from (b): when gluing two facets the dihedral angle is indeed doubled, and hence it is still an integral submultiple of π . It is homeomorphic to $E_i \times [0, +\infty)$, and its boundary is stratified into connected closed sets: facets, corners, edges and vertices of dimension 3, 2, 1 and 0, respectively. Third, we need to perform the gluing in such a way that R_i is *developable*, that is (see for instance [CD95, Section 3]):

- (1) the facets are embedded (and not just immersed) hyperbolic manifolds with corners;
- (2) if two facets intersect, then the dihedral angles at all the corresponding corners coincide.

These properties of R_i allow us to apply to R_i Davis' "basic construction" [Dav12], and to get a manifold M_i tessellated by some copies of R_i , with a group of symmetries G_i such that $M_i/G_i \cong R_i$. So M_i is cusp transitive and its cusps have section E_i .

Ensuring (1) and (2) is the most technical point of the construction. Indeed, there is an easy way to glue some copies of P_0 in order to get a 1-cusped reflectofold R_i with cusp section E_i , but the resulting R_i would not be developable. Hence we iteratively double the polytope P_0 , obtaining a sequence P_0, \dots, P_m of polytopes which satisfy the properties (a) and (b). We continue to double until we find a gluing for a polytope P_m giving a developable R_i .

We want to obtain a cover M_i of R_i , with cusps isometric to the one of R_i , and this will follow from the fact that M_i is tessellated by copies of R_i . Note that a generic cover of R_i has cusps non-homeomorphic to the one of R_i . The authors in [Nie98, McR09] find an orbifold with one cusp of the desired type, and then, by a separability argument, they find a manifold cover with a cusp of the same type. We do the same thing, but our construction guarantees that all the cusps of M_i are of the same type of the cusp of R_i , since the construction is more geometric. Indeed we obtain M_i by gluing copies of R_i , which is built explicitly.

Among the hyperbolic Coxeter n -polytopes with $n \geq 4$ that we have in hand,¹ we found only one P_0 satisfying (a) and (b), among Im Hof's polytopes associated to Napier's cycles [IH90]. We find cusp-transitive manifolds of dimension four because P_0 is 4-dimensional, and we realize only some cusp types because of the particular link type of the ideal vertex of P_0 : a prism over a $(2, 4, 4)$ -triangle. Note indeed that E_1, E_2, E_4 and E_6 can be tessellated by right parallelepipeds, and thus by such a prism. We would like to apply our construction to other polytopes, for example in dimension greater than 4, but we did not find any other polytope with the desired properties.

Question 1.2. Does there exist a finite-volume hyperbolic Coxeter polytope of dimension $n \geq 4$ satisfying (a) and (b)? If the dimension is $n = 4$ we require that the link of the ideal vertex is not a parallelepiped nor a prism over a $(2, 4, 4)$ -triangle.

A positive answer to the latter question may give, by our methods, a positive answer to the following question.

Question 1.3. Does there exist a cusp-transitive hyperbolic 4-manifold with cusps of type E_3 or E_5 ?

We would like to improve the method in a future work, with the hope of producing original examples of 1-cusped manifolds. In principle this may be done, instead of developing such an R_i , by closing it up gluing its facets. This is much more difficult (and sometimes impossible by some immediate obstructions), but has the advantage that more polytopes may be used, since in this case the quite restrictive property (b) is not necessarily needed.

Question 1.4. For which $i = 3, 4, 5, 6$ does there exist a 1-cusped hyperbolic 4-manifold whose cusp has type E_i ? Can moreover such a 4-manifold be orientable when $i = 4, 6$?

Question 1.5. For which dimension $n > 4$ does there exist a 1-cusped hyperbolic n -manifold?

¹See Felikson's web page www.maths.dur.ac.uk/users/anna.felikson/Polytopes/polytopes.html.

The paper is organized as follows. In Section 2 we describe how to obtain a cusp-transitive manifold from a 1-cusped developable reflectofold. In Section 3 we double the polytope P_0 many times in order to obtain two Coxeter polytopes which we will use in Section 4 in order to get some 1-cusped developable reflectofolds.

I would like to thank my advisor Stefano Riolo for all his help.

2. CUSP-TRANSITIVE MANIFOLDS FROM 1-CUSPED REFLECTOFOLDS

In this section we describe a general method to build a cusp-transitive, hyperbolic manifold from a 1-cusped reflectofold.

Recall that a *hyperbolic Coxeter polytope* is a finite convex polytope $P \subset \mathbb{H}^n$ whose dihedral angles are integral submultiples of π . We call *facets* and *ridges* the $(n-1)$ -dimensional and $(n-2)$ -dimensional faces of such a P , respectively. We refer to Vinberg's paper [Vin85] for the general theory of hyperbolic Coxeter polytopes and groups.

To a hyperbolic Coxeter polytope P one associates a decorated graph, called the *Coxeter diagram* of P and defined as follows. The graph has a node for each bounding hyperplane, and an edge joining nodes i and j has label m_{ij} if the corresponding hyperplanes intersect with dihedral angle $\frac{\pi}{m_{ij}}$. By usual convention, the label is $m_{ij} = \infty$ when the two hyperplanes are tangent at infinity, and the edge of the graph is omitted (resp. dashed) when $m_{ij} = 2$ (resp. the two hyperplanes are ultraparallel).

Definition 2.1. We say that a complete hyperbolic manifold R with boundary is a *reflectofold* if R is locally a hyperbolic Coxeter polytope.²

Let R be a reflectofold. The stratification of each local model P of R into k -dimensional faces, $k = 0, \dots, n$, naturally induces a stratification of R into maximal, connected, totally geodesic submanifolds (with boundary), called *k-faces*. The $(n-1)$ -faces and the $(n-2)$ -faces of R will be called *facets* and *corners*, respectively. The *dihedral angle* of a corner is the dihedral angle of the corresponding ridge of a local model.

Definition 2.2. A reflectofold is *developable* if the following hold:

- (EF) *Embedded faces*: For each corner C there are two distinct facets F and F' such that $C \subset F \cap F'$.
- (AC) *Angle consistency*: If two distinct facets F and F' intersect, then the dihedral angles of all the corners in $F \cap F'$ coincide.

Given a developable reflectofold R , we denote by G_R the Coxeter group defined by the following presentation. For each facet f of R there is the generator f and the relator f^2 . Moreover, there is the relator $(fg)^k$ for every pair of facets f and g which intersect with dihedral angle $\frac{\pi}{k}$.

Let us now apply Davis' "basic construction" to R and G_R [Dav12]. We define a space \tilde{R} as follows. We take $\{gR\}_{g \in G_R}$, a set copies of R . For every generator f of G_R , we glue the copies gR and fgR identifying the two facets corresponding to f via the map induced by the identity.

Proposition 2.3. *Let R be a developable reflectofold. Then R is isometric to the quotient of a hyperbolic manifold M tessellated by copies of R , by a finite group G of isometries.*

By *tessellated by copies of R* we mean that M can be decomposed into some copies of R in such a way that the intersection of any two copies is a union of faces.

Proof. We begin proving that \tilde{R} is a hyperbolic manifold.

Internally to the copies of R the space \tilde{R} is locally isometric to \mathbb{H}^n . We have to check what happens near the boundary of the copies of R . In particular, we have to check that, given a k -face f of a copy gR , the link of f in \tilde{R} is isometric to the round sphere \mathbb{S}^{n-k-1} .

²Though we will not strictly need to deal with the orbifold theory, let us notice that a reflectofold R is isometric to a hyperbolic orbifold (sometimes called in the literature *Coxeter orbifold*). In other words, we have $R \cong \mathbb{H}^n / \Gamma$ for some discrete subgroup $\Gamma < \text{Isom}(\mathbb{H}^n)$. To avoid confusion with the terminology, let us notice the following. Even if in the category of manifolds with boundary sometimes $\partial R \neq \emptyset$ and R is orientable, if seen in the orbifold category such an R is non-orientable and without boundary. Unless otherwise stated, we will consider R as a manifold with boundary.

The link of a k -face F of R is a spherical Coxeter $(n - k - 1)$ -simplex S . It is well known [Dav12, Section 4.1] that the abstract Coxeter group G_S associated to S embeds in G_R , it is generated by the corresponding subset of the generators of G_R and the relators between them are the ones from the presentation of G_R . Hence the link of the k -face F in \tilde{R} is the basic construction associated to S and G_S , and is isometric to \mathbb{S}^{n-k-1} . We have proved that \tilde{R} is a hyperbolic manifold. It is complete by construction.

Since Coxeter groups are virtually torsion free [Dav12, Corollary D.1.4], we can take a normal subgroup $G'_R \triangleleft G_R$ of finite index and with no torsion. The group G_R acts on \tilde{R} by isometry preserving the tassellation of \tilde{R} in copies of R , and $\tilde{R}/G_R \cong R$. Since G'_R is torsion free it acts freely on \tilde{R} . Hence $M := \tilde{R}/G'_R$ is a hyperbolic manifold. We set $G := G_R/G'_R$. Since $\tilde{R}/G_R \cong R$, we have $M/G \cong R$. \square

Recall now the definition of cusp transitivity from the introduction. We immediately get:

Corollary 2.4. *Let R be an orientable, finite-volume, developable reflectofold. If R has compact boundary and exactly one cusp C , then there exists an orientable, cusp-transitive, hyperbolic manifold M with cusps isometric to C .*

Proof. The manifold M of Proposition 2.3 is cusp transitive and its cusps are isometric to C because R is 1-cusped and $M/G \cong R$. If M is non-orientable, it can be replaced by its orientable double cover \tilde{M} . Indeed, for every cusp D of M , the cover \tilde{M} has two cusps isometric to D (since R is orientable). Moreover, \tilde{M} is cusp-transitive. Indeed, we can send every cusp to another one using the involution i of \tilde{M} such that $\tilde{M}/\langle i \rangle \cong M$ and the liftings of the isometries of M which realize the cusp-transitivity of M (we can lift them since an isometry sends an orientable tubular neighborhood of a loop to an orientable tubular neighborhood of a loop). \square

Hence, in order to prove Theorem 1.1, we will build an orientable, finite-volume, 1-cusped, developable reflectofold with compact boundary, whose cusp has type E_i , for $i = 1, 2, 4, 6$.

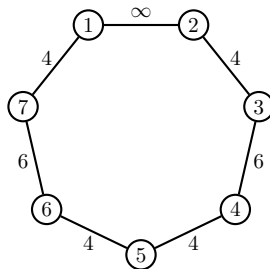
3. THE POLYTOPES

In this section we build some Coxeter polytopes satisfying (a) and (b). We will use them in Section 4 to build some 1-cusped developable reflectofolds.

In Section 3.1 we introduce Im Hof's Coxeter polytope P_0 . Then, in Section 3.2 we describe a way to obtain a sequence P_0, P_1, \dots, P_8 of Coxeter polytopes satisfying (a) and (b), by iteratively doubling P_0 , and we describe how to study them. In Section 3.3 we build the sequence of polytopes, and we obtain the information on the polytopes using the results of Section 3.2.

3.1. The polytope P_0 . In this section we introduce a Coxeter polytope from [IH90].

Consider the following Coxeter diagram D :



Proposition 3.1. *The graph D above is the Coxeter diagram of a finite-volume hyperbolic Coxeter 4-polytope P_0 which satisfies (a) and (b). The horospherical link of the unique ideal vertex of P_0 is a Euclidean right prism over a triangle with inner angles $\frac{\pi}{2}$, $\frac{\pi}{4}$, $\frac{\pi}{4}$, and its Coxeter diagram is the subdiagram of D spanned by the vertices 1, 2, 4, 5, 6.*

Proof. We already know from [IH90] that P_0 has finite volume. By [Vin85], the ideal vertices correspond to the maximal affine subdiagrams of the Coxeter diagram. In D we have exactly one of this kind (see [Vin85, Table 2]), spanned by the vertices 1, 2, 4, 5, 6. \square

3.2. The sequence of polytopes. The purpose of this section is to fix some notation, and to describe how to build and study some new Coxeter polytopes satisfying (a) and (b) by doubling iteratively P_0 along some facets.

Definition 3.2. We say that a facet F of a polytope P is *admissible* if, whenever it intersects another facet K of P , then the dihedral angle between F and K is equal to $\frac{\pi}{2k}$ for some $k \in \mathbb{N}$.

We notice that every facet of P_0 is admissible. Indeed the numbers labelling the Coxeter diagram D are even.

Given a hyperbolic n -polytope P and a facet F of P , we denote by $r_F: \mathbb{H}^n \rightarrow \mathbb{H}^n$ the reflection through the unique hyperplane that contains F . In Section 3.3, we will construct a sequence of Coxeter polytopes in \mathbb{H}^n satisfying (a) and (b):

$$P_0, P_1, P_2, P_3, P_4, P_5, P_6, P_7, P_8,$$

where $P_{n+1} = P_n \cup r_{F_n}(P_n)$, for some admissible, non-compact facet F_n of P_n . We say that P_{n+1} is the *double of P_n along F_n* . Before the actual definition of P_n , we now fix some notation and deduce some information on such a sequence of polytopes in general.

Remark 3.3. Since P_0 is a Coxeter polytope and the facet F_n of P_n will be chosen to be admissible, also P_1, \dots, P_8 will be Coxeter polytopes.

Let V be the only ideal vertex of P_0 (recall Proposition 3.1). Notice that P_n has exactly one ideal vertex for all n , and it is always V . Indeed, we always double along a non-compact facet.

Let L_n be the link of the ideal vertex V of P_n . It is a 3-dimensional Euclidean polytope well-defined up to scaling.

Remark 3.4. There is a natural bijection between the set of non-compact facets of P_n and the set of the facets of L_n . Indeed, if we take a “small” orosphere O centred at V , then $O \cap P_n$ can be identified to L_n and every facet of L_n can be identified with the intersection of O with a non-compact facet of P_n . Vice versa, every non-compact facet F of P_n meets O , and $O \cap F$ is a facet of L_n . Indeed, P_n has exactly one vertex at infinity.

Notation 3.5. We will call the facets of L_0 with the same name of the facets of P_0 .

Note that L_{n+1} is the double of L_n along its facet F_n .

The construction of P_n induces a tessellation of P_n in copies of P_0 . In particular, we also have a tessellation of the facets of P_n in copies of facets of P_0 . We say that a facet is *of type i* if it is tessellated into copies of the facet i of P_0 .

Definition 3.6. Let A be a facet of P_n . Let A_1, \dots, A_k be the facets that meet A and α_i be the dihedral angle at $A \cap A_i$. We define $I_n(A) := \{(A_1, \alpha_1), (A_2, \alpha_2), \dots, (A_k, \alpha_k)\}$.

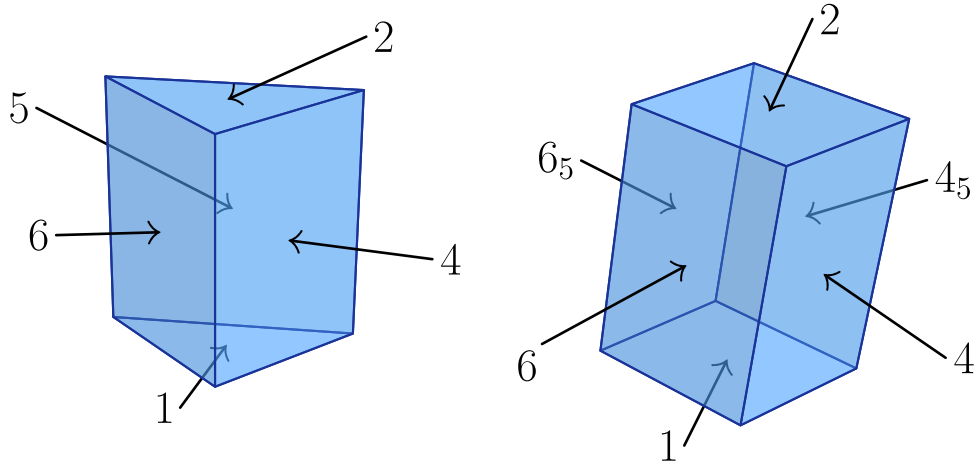
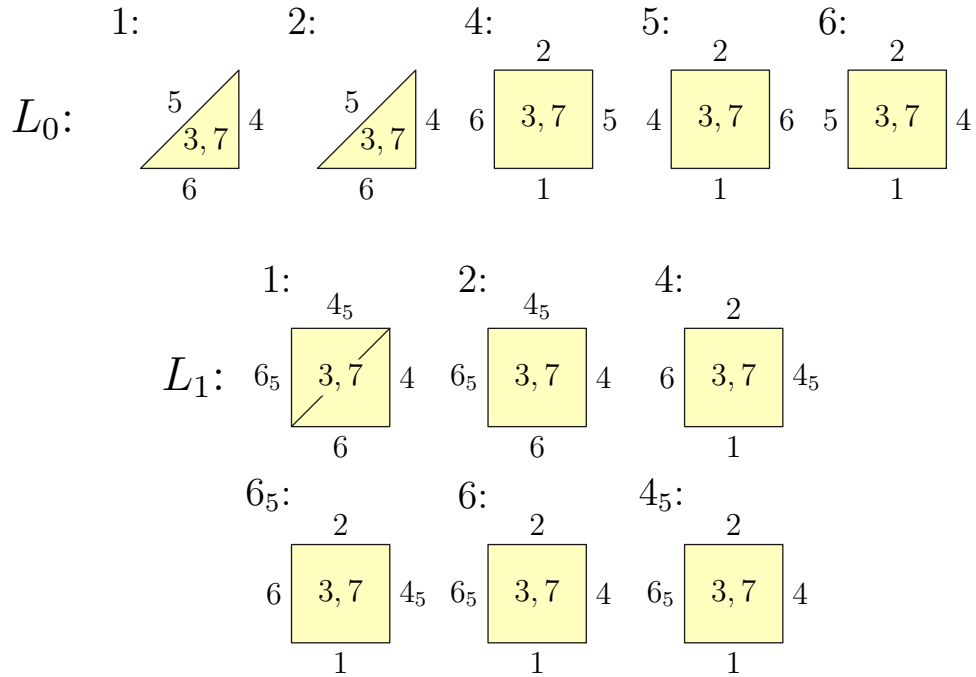
Remark 3.7. If $(A, \frac{\pi}{2}) \in I_n(F_n)$, then in $P_{n+1} = P_n \cup r_{F_n}(P_n)$ we have that $A \cup r_{F_n}(A)$ is a unique facet. Otherwise, if $(A, \frac{\pi}{2}) \notin I_n(F_n)$ then A and $r_{F_n}(A)$ are two distinct facets of P_{n+1} .

Notation 3.8. From now on, we will call a facet with the same name of the hyperplane that contains it. Hence, if $(A, \frac{\pi}{2}) \in I_n(F_n)$, we have that $A \cup r_{F_n}(A)$ is a facet of P_{n+1} that we call A by a little abuse.

We now begin the first step of our construction.

Definition 3.9. We define $P_1 = P_0 \cup r_5(P_0)$.

The facets of P_1 are: **1, 2, 3, 4, $r_5(4)$, 6, $r_5(6)$, 7**. Indeed, we can deduce the list using Remark 3.7 and the fact that $(\mathbf{1}, \frac{\pi}{2}), (\mathbf{2}, \frac{\pi}{2}), (\mathbf{3}, \frac{\pi}{2}), (\mathbf{7}, \frac{\pi}{2}) \in I_0(\mathbf{5})$, while $(\mathbf{4}, \frac{\pi}{2}), (\mathbf{6}, \frac{\pi}{2}) \notin I_0(\mathbf{5})$.

FIGURE 1. The link L_0 (left) and the link L_1 (right).FIGURE 2. The facets of L_0 (top) and the facets of L_1 (bottom).

For a shorter notation we denote $r_5(4)$ by 4_5 , and so on. Hence, with this convention, the facets are: $1, 2, 3, 4, 4_5, 6, 6_5, 7$. In this case the facets 4 and 4_5 are facets of type 4, while 6 and 6_5 are facets of type 6, and 7 is a facet of type 7.

By Proposition 3.1 we know the Coxeter diagram for L_0 . Hence, the links L_0 and L_1 of the ideal vertex V of P_0 and P_1 are the ones in Figure 1.

Since P_1 is tessellated by two copies of P_0 , we have a tessellation of every facet of P_1 in one or two copies of a facet of P_0 , and similarly for L_1 with L_0 .

We collect some information on P_0 and P_1 via some pictures representing the facets of L_0 and L_1 , respectively. The facets of L_0 and L_1 are represented in Figure 2. The meaning of these pictures is the following. Recall that L_1 is a right parallelepiped, so its facets are 6 rectangles. Each of these

rectangles is tessellated by one or two copies of a facet of L_0 . In the picture, each of such rectangles is tiled by some tiles (squares or triangles). Each tile also corresponds to a tile of the tessellation of a facet of P_1 . In the picture, each tile contains the labels of the compact facets of P_1 that intersect the corresponding tile in P_1 . To avoid writing the same label in two adjacent tiles, we put the label on the edge dividing them, like for instance the labels 3 and 7 of the facet **1**. Moreover, outside of the tiles we have written the labels of some non-compact facets of P_1 . The label of a non-compact facet N is drawn near the edge of a tile if the corresponding tile in P_1 (a copy of a facet of P_0 in P_1) intersects N .

Remark 3.10. Since the link of the ideal vertex V of P_1 is a parallelepiped, we could take the small covers of the cube [FKS21, Section 3] to obtain three of the four desired reflectofolds (the ones with cusp section the 3-torus, the $\frac{1}{2}$ -twist manifold and the Hantzsche-Wendt manifold). The problem is that these reflectofolds are not developable. Hence we will iteratively double the polytope until we find a polytope P such that we can glue P in order to obtain a 1-cusped, developable reflectofold with the desired cusp section.

For the other steps of the construction we will keep track of the following information on P_n :

- (I1) the list of the facets;
- (I2) the adjacency graphs of the facets of type 3 and 7;
- (I3) the picture of the facets of L_n tessellated and labelled with the previous convention.

Notation 3.11. We extend the notation given for Step 1 for the facets of P_1 to the facets of P_n . For example, we will see in Section 3.3 that $(r_4 \circ r_{r_5(4)} \circ r_2)(\mathbf{3})$ is a facet of P_4 , and it will be denoted as $\mathbf{3}_{4,4_5,2}$. The convention will be similar for the other facets.

We will represent the adjacency graphs of the facets of type 3 and of type 7 of P_n separately, as follows. There is a vertex for each type-3 (respectively type-7) facet, and we connect two vertices with an edge with label k if the two facets meet with dihedral angle $\frac{\pi}{k}$ (including the case with $k = 2$). There is no edge joining two vertices of the graph if the two facets are at positive distance (they cannot be tangent at infinity since they are compact).

We will represent each adjacency graph via the associated adjacency matrix: in the entry corresponding to the vertices A and B we put 1 if $A = B$, we put 0 if there is no edge between them, and k if there is an edge with label k between them. For more clarity we omit the 0 in the entries.

Proposition 3.12. *If two facets of type i and j of P_n meet, with $i \neq j$, then the dihedral angle between them is the same of the one between the facets \mathbf{i} and \mathbf{j} of P_0 . In particular the facets \mathbf{i} and \mathbf{j} of P_0 meet.*

Proof. The polytope P_n is tessellated by some copies of P_0 and a facet of type k is tessellated by some copies of the facet \mathbf{k} of P_0 . Hence the facet A of type i and the facet B of type j of P_n meet in a copy of P_0 . We deduce that the facets \mathbf{i} and \mathbf{j} of P_0 meet and the dihedral angle between them is the same of the dihedral angle between A and B . \square

Remark 3.13. If $n \geq 1$, then the link L_n is a right parallelepiped. Indeed, L_1 is a right parallelepiped, at every step we double P_n along a non-compact facet, and P_n has exactly one ideal vertex. In particular, for every couple of non-compact facets of P_n that meet, the corresponding dihedral angle is $\frac{\pi}{2}$.

Corollary 3.14. *If $n \geq 1$, every facet of P_n that is not of type 3 or 7 is non-compact and admissible.*

Proof. Since 3 and 7 are the only compact facets of P_0 , every facet of a different type from 3 and 7 in P_n is non-compact.

We show that every non-compact facet is admissible. Let A be a non-compact type- i facet of P_n . Let B be another facet of P_n that meets A . If B is non-compact, then by Remark 3.13 the dihedral angle between them is $\frac{\pi}{2}$. If B is compact, then A and B have different type. Hence, by Proposition 3.12 the dihedral angle between them is $\frac{\pi}{2k}$ for some k , since this is true for every couple of facets of P_0 that meet. \square

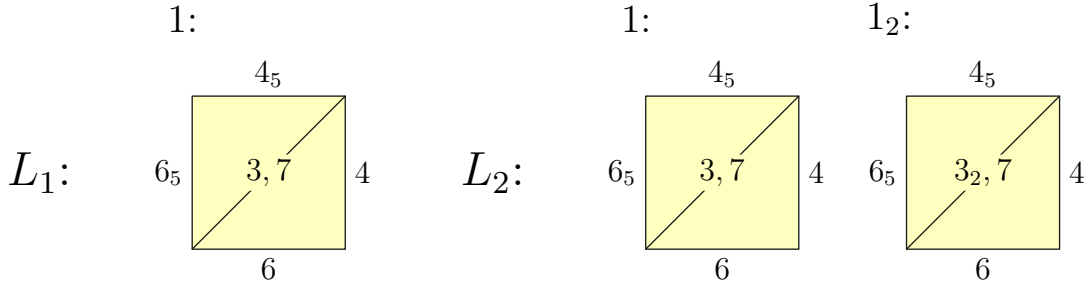


FIGURE 3. The facet 1 of L_1 (left) and the facets 1 and 1_2 of L_2 (right).

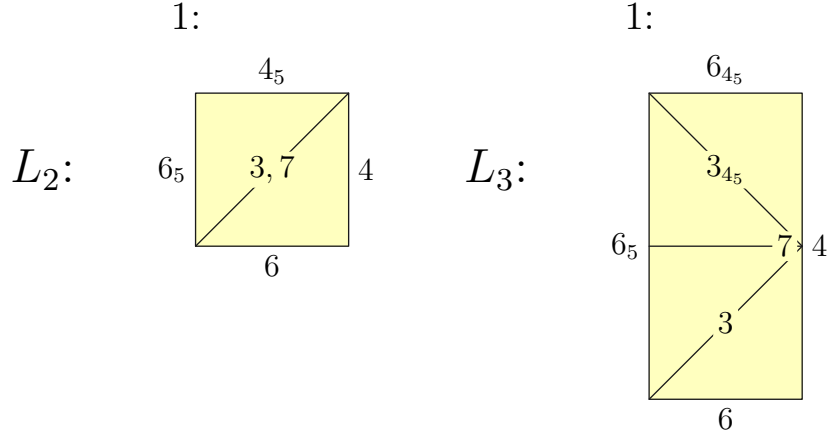
We now state a proposition that will allow to recover the needed information (I1), (I2), (I3) on P_{n+1} starting from that of P_n , for $n \geq 1$.

Notation 3.15. In the following, if two vertices F and G of a graph are joined by an edge with label k , we denote this edge by $(F, G; k)$.

Recall that P_{n+1} will be the double of P_n along a non-compact, admissible facet called F_n .

Proposition 3.16. *If $n \geq 1$, the information (I1), (I2), (I3) on P_{n+1} is obtained from the one on P_n as follows.*

- (I1) For every facet $G \neq F_n$ in the list (I1) of P_n :
- If the label G is in the picture of F_n in (I3) of P_n :
 - if G is of the same type as F_n , then add G to the list (I1) of P_{n+1} ;
 - if G and F_n are respectively of type i and j with $i \neq j$ and in the Coxeter diagram of P_0 there is not an edge between the vertices i and j , then add G to the list (I1) of P_{n+1} ;
 - otherwise add G and $r_{F_n}(G)$ to the list (I1) of P_{n+1} .
 - otherwise add G and $r_{F_n}(G)$ to the list (I1) of P_{n+1} .
- (I2) The vertices of the two graphs of type 3 and 7 are the facets of type 3 and 7 in (I1) of P_{n+1} , respectively. The edges of the graphs are obtained as follows.
- If in (I2) of P_n we have $(F, G; k)$ then:
 - If in (I1) of P_{n+1} we have $F, r_{F_n}(F), G, r_{F_n}(G)$, then in (I2) of P_{n+1} we add the edges $(F, G; k)$ and $(r_{F_n}(F), r_{F_n}(G); k)$;
 - If in (I1) of P_{n+1} we have $F, r_{F_n}(F), G$ and not $r_{F_n}(G)$, then in (I2) of P_{n+1} we add the edges $(F, G; k)$ and $(r_{F_n}(F), G; k)$;
 - If in (I1) we have F, G and not $r_{F_n}(F), r_{F_n}(G)$, then in (I2) of P_{n+1} we add $(F, G; k)$.
 - Let F be a type-3 (or type-7) facet of P_{n+1} . If in (I1) of P_{n+1} we have F and $r_{F_n}(F)$, the label F is in the picture of the facet F_n of L_n in (I3) of P_n , the facet F is of type i , the facet F_n is of type j and the label of the edge between i and j in the Coxeter diagram of P_0 is $2k$, then in (I2) of P_{n+1} we add $(F, r_{F_n}(F); k)$.
- (I3) Let $G \neq F_n$ be a facet of L_n .
- If the picture of G does not contain the label F_n , then in P_{n+1} add the pictures of the facets G and $r_{F_n}(G)$. For the picture of G of P_{n+1} we copy the one of P_n . For the picture of $r_{F_n}(G)$ of P_{n+1} we copy the picture of G of P_n and, for every facet F such that $r_{F_n}(F)$ is in (I1) of P_{n+1} , we replace the label F with $r_{F_n}(F)$. (An example is shown in Figure 3.)
 - If the picture of G has the label F_n near one edge, then in P_{n+1} we add a picture of G that is the double of the picture of G of P_n along the edge with label F_n , without reporting any label. Outside of the picture, near the edge that was present also in P_n we put the same label, say K . Near the two edges that we doubled, we put the same label as before of

FIGURE 4. The facet 1 of L_2 (left) and the facet 1 of L_3 (right).

doubling. Near the last edge, we put $r_{F_n}(K)$. The picture is tessellated in two copies C_1 and C_2 of the picture G of P_n . In the copy C_1 corresponding to the one in P_n we copy the labels inside the picture of G in L_n . In the other copy C_2 , we put the same labels, in a way that the resulting labels are symmetric with respect to the edge along which we doubled the picture, and now, for every label K in C_2 , if $r_{F_n}(K)$ is in (I1) of P_{n+1} , we replace K with $r_{F_n}(K)$. (An example is shown in Figure 4.)

Proof. We divide the proof in the same cases of the statement.

- (I1) • The label G is in the picture of F_n if and only if the facet G meets F_n in P_n .
- If G is of the same type of F_n , then the two facets are both non-compact, hence by Remark 3.13 the dihedral angle between them is $\frac{\pi}{2}$. Hence $G \cup r_{F_n}(G)$ is a facet of P_{n+1} , that we call G . Hence we add G to the list.
 - If G and F_n are of type i and j , respectively, with $i \neq j$, then by Proposition 3.12 the dihedral angle between the two facets is the same dihedral angle between the facets i and j of P_0 . There is no edge between the vertices i and j if and only if the dihedral angle between the facets i and j of P_0 is $\frac{\pi}{2}$. In this case $G \cup r_{F_n}(G)$ is a facet of P_{n+1} , that we call G . Hence we add G to the list.
 - Otherwise, if F_n and G are of type i and j , respectively, with $i \neq j$, and there is an edge between the vertices i and j , then by Proposition 3.12 the dihedral angle between G and F_n is $\frac{\pi}{k}$, with $k \neq 2$; hence we have two facets of P_{n+1} named G and $r_{F_n}(G)$. Hence we add G and $r_{F_n}(G)$ to the list.

- Otherwise, if the label G is not in the picture in (I3) of P_n , then the facets G and F_n of P_n do not meet. Hence we have two facets of P_{n+1} named G and $r_{F_n}(G)$.

In this way we have listed all the facets of P_{n+1} . Indeed the union of all the listed facets is equal to the union of all facets of P_n and of $r_{F_n}(P_n)$, minus the facet F_n .

- (I2) The vertices of the two graphs are the facets of type 3 and 7 in the list of facets (I1) of P_{n+1} by definition.
- If in (I2) of P_n we have $(F, G; k)$, then it means that the dihedral angle between the facets F and G of P_n is $\frac{\pi}{k}$. The proof of each of the three subcases of the thesis is obvious, once noted that $r_{F_n}(G)$ is not in (I1) of P_{n+1} if and only if $(G, \frac{\pi}{2}) \in I_n(F_n)$, and this holds if and only if $G \cup r_{F_n}(G)$ is a facet of P_{n+1} that we call G .
 - Since the label F is in the picture of F_n in (I3) of P_n , the facet F meets F_n in P_n . Since in the Coxeter diagram of P_0 the edge between i and j has label $2k > 2$, by Proposition 3.12, the dihedral angle between F and F_n is $\frac{\pi}{2k}$. Hence the dihedral angle between F and $r_{F_n}(F)$ in P_{n+1} is $\frac{\pi}{k}$. Hence we add the edge $(F, r_{F_n}(F); k)$ to the graph.

By construction of P_{n+1} , there is no other edge to be added to the two graphs.

- (I3) • If the picture of G does not contain the label F_n , the facets G and F_n do not meet in P_n , hence in P_{n+1} we have the facets G and $r_{F_n}(G)$. Clearly $I_n(G) = I_{n+1}(G)$ and, given a tile K of the tessellation of G , we also have $I_n(K) = I_{n+1}(K)$ (with a little abuse, since K is not a facet). Moreover, $r_{F_n}(G)$ is a copy of G in $r_{F_n}(P_n)$. Hence the picture of $r_{F_n}(G)$ is the same of the picture of G , but if the label M is present in G and there is a facet $r_{F_n}(M)$ in P_{n+1} , then in $r_{F_n}(G)$ we replace the label M with $r_{F_n}(M)$.
- If G has the label F_n near one edge, it means that the facets G and F_n meet in P_n . Since they are both non-compact, by Remark 3.13 the corresponding dihedral angle is $\frac{\pi}{2}$. Hence in P_{n+1} there is a facet $G^{n+1} = G^n \cup r_{F_n}(G^n)$ (we are using the same notation of the proof of Proposition 3.12). The picture of the facet G of L_{n+1} is obtained doubling the picture of G of L_n along the edge with label F_n . □

3.3. The construction. We are now ready to build our sequence of polytopes.

Recall that we want $P_{n+1} = P_n \cup r_{F_n}(P_n)$, where F_n is a non-compact and admissible facet of P_n . For every n we are going to choose as F_n a facet of different type from **3** and **7**. Such a facet is non-compact and admissible in P_0 since the only compact facets are **3** and **7**, and every facet of P_0 is admissible. For every $n \geq 1$ such a facet is non-compact and admissible by Corollary 3.14.

Definition 3.17. We define the following polytopes: $P_1 = P_0 \cup r_5(P_0)$, $P_2 = P_1 \cup r_2(P_1)$, $P_3 = P_2 \cup r_{4_5}(P_2)$, $P_4 = P_3 \cup r_4(P_3)$, $P_5 = P_4 \cup r_1(P_4)$, $P_6 = P_5 \cup r_6(P_5)$, $P_7 = P_6 \cup r_{6_5}(P_6)$, $P_8 = P_7 \cup r_{1_2}(P_7)$.

Proposition 3.18. *The information (I1), (I2), (I3) on P_n , for $n = 0, \dots, 8$, are the following.*

The information (I1) is:

P_0 : 1, 2, 3, 4, 5, 6, 7;

P_1 : 1, 2, 3, 4, 4₅, 6, 6₅, 7;

P_2 : 1, 1₂, 3, 3₂, 4, 4₅, 6, 6₅, 7;

P_3 : 1, 1₂, 3, 3_{4_5}, 3₂, 3_{4_5,2}, 4, 6, 6_{4_5}, 6₅, 7

P_4 : 1, 1₂, 3, 3₄, 3_{4_5}, 3_{4,4_5}, 3₂, 3_{4,2}, 3_{4_5,2}, 3_{4,4_5,2}, 4, 6, 6_{4_5}, 6₅, 6_{4,5}, 7;

P_5 : 1₂, 1_{1,2}, 3, 3₄, 3_{4_5}, 3_{4,4_5}, 3₂, 3_{1,2}, 3_{4,2}, 3_{1,4,2}, 3_{4_5,2}, 3_{1,4_5,2}, 3_{4,4_5,2}, 3_{1,4,4_5,2}, 6, 6_{4_5}, 6₅, 6_{4,5}, 7, 7₁;

P_6 : 1₂, 1_{1,2}, 3, 3₄, 3_{4_5}, 3_{6,4_5}, 3_{4,4_5}, 3_{6,4,4_5}, 3₂, 3_{1,2}, 3_{4,2}, 3_{1,4,2}, 3_{4_5,2}, 3_{6,4_5,2}, 3_{1,4_5,2}, 3_{6,1,4_5,2}, 3_{4,4_5,2}, 3_{6,4,4_5,2}, 3_{1,4,4_5,2}, 3_{6,1,4,4_5,2}, 6_{4_5}, 6_{6,4_5}, 6₅, 6_{4,5}, 7, 7₆, 7₁, 7_{6,1};

P_7 : 1₂, 1_{1,2}, 3, 3₄, 3_{6,5,4}, 3_{4_5}, 3_{6,4_5}, 3_{4,4_5}, 3_{6,5,4,4_5}, 3_{6,4,4_5}, 3_{6,5,6,4,4_5}, 3₂, 3_{1,2}, 3_{4,2}, 3_{6,5,4,2}, 3_{1,4,2}, 3_{6,5,1,4,2}, 3_{4_5,2}, 3_{6,4_5,2}, 3_{1,4_5,2}, 3_{6,1,4_5,2}, 3_{4,4_5,2}, 3_{6,5,4,4_5,2}, 3_{6,5,6,4,4_5,2}, 3_{6,1,4,4_5,2}, 3_{6,5,1,4,4_5,2}, 3_{6,5,6,1,4,4_5,2}, 6_{4_5}, 6_{6,4_5}, 6_{4,5}, 6_{6,5,4,5}, 7, 7_{6_5}, 7₆, 7_{6_5,6}, 7₁, 7_{6_5,1}, 7_{6,1}, 7_{6_5,6,1};

P_8 : 1_{1,2}, 1_{1_2,1,2}, 3, 3_{1_2}, 3₄, 3_{1_2,4}, 3_{6_5,4}, 3_{1_2,6_5,4}, 3_{4_5}, 3_{1_2,4_5}, 3_{6,4_5}, 3_{1_2,6,4_5}, 3_{4,4_5}, 3_{1_2,4,4_5}, 3_{6_5,4,4_5}, 3_{1_2,6_5,4,4_5}, 3_{6,4,4_5}, 3_{1_2,6,4,4_5}, 3_{6_5,6,4,4_5}, 3_{1_2,6_5,6,4,4_5}, 3₂, 3_{1,2}, 3_{1_2,1,2}, 3_{4,2}, 3_{6_5,4,2}, 3_{1,4,2}, 3_{1_2,1,4,2}, 3_{6_5,1,4,2}, 3_{1_2,6_5,1,4,2}, 3_{4_5,2}, 3_{6,4_5,2}, 3_{1,4_5,2}, 3_{1_2,1,4_5,2}, 3_{6,1,4_5,2}, 3_{1_2,6,1,4_5,2}, 3_{4,4_5,2}, 3_{6_5,4,4_5,2}, 3_{6,4,4_5,2}, 3_{6_5,6,4,4_5,2}, 3_{1,4,4_5,2}, 3_{1_2,1,4,4_5,2}, 3_{6_5,1,4,4_5,2}, 3_{1_2,6_5,1,4,4_5,2}, 3_{6_5,1,4,4_5,2}, 3_{1_2,6_5,1,4,4_5,2}, 3_{6_5,1,4,4_5,2}, 3_{1_2,6_5,1,4,4_5,2}, 6_{4_5}, 6_{6,4_5}, 6_{4,5}, 6_{6_5,4,5}, 7, 7_{1_2}, 7_{6_5}, 7_{1_2,6_5}, 7₆, 7_{1_2,6}, 7_{6_5,6}, 7_{1_2,6_5,6}, 7₁, 7_{1_2,1}, 7_{6_5,1}, 7_{1_2,6_5,1}, 7_{6,1}, 7_{1_2,6,1}, 7_{6_5,6,1}, 7_{1_2,6_5,6,1}.

The information (I2) is in Tables 5, ..., 13.

The information (I3) is in Figure 2 and in Figures 16, ..., 29.

Proof. The information on P_0 can be easily recovered from the definition of P_0 . We have shown in Section 3.2 the information on P_1 . We now recover the information on P_{n+1} , for $n \geq 1$, from the information on P_n and the Coxeter diagram on P_0 , using Proposition 3.16.

We now describe in detail how to recover the information on P_2 . The reader is invited to check the information on the other polytopes in the same way.

The information on P_1 are the following.

(I1) Facets of P_1 : 1, 2, 3, 4, 4₅, 6, 6₅, 7.

- (I2) Adjacency matrices of facets of type 3 and 7 are in Table 6. They are clearly two 1×1 matrices, both with the entry 1. (Recall that on the left side of the matrices we put the names of the facets.)
- (I3) The pictures of the facets of L_1 are in Figure 2.

We now use Proposition 3.16 to recover the information on P_2 .

- (I1) The label 1 is not in the picture of the facet 2 in (I3) of P_1 , hence we add 1 and 1_2 to the list of facets (I1) of P_2 .

The label 3 is in the picture of the facet 2 in (I3) of P_1 . Moreover the facets **2** and **3** are of different type and there is an edge between the corresponding vertices in the Coxeter diagram of P_0 (see the diagram in Section 3.1). Hence we add 3 and 3_2 to the list of facets of P_2 .

The label 4 is in the picture of the facet 2 in (I3) of P_1 . Moreover the facets **2** and **3** are of different type and there is not an edge between the corresponding vertices in the Coxeter diagram of P_0 . Hence we add 4 to the list of facets of P_2 . The same holds for the remaining facets (**4**₅, **6**, **6**₅, **7**) distinct to **2** of P_1 .

We obtained that the list of facets of P_2 is 1, 1_2 , 3, 3_2 , 4, 4_5 , 6, 6_5 , 7.

- (I2) The vertices of the two adjacency graphs of P_2 are the facets of type 3 or 7 in (I1) of P_2 : 3, 3_2 and 7. The two graphs in (I2) of P_1 have no edge. We have 3 and 3_2 in (I1) of P_2 , the label 3 is in the picture of the facet **2** in (I3) of P_1 , the facet **3** is of type 3, the facet **2** is of type 2 and the label of the edge between 3 and 2 in the Coxeter diagram of P_0 is 4. Hence we add an edge with label 2 between the vertices 3 and 3_2 .

We obtained that the two adjacency matrices of P_2 are the ones in Table 7.

- (I3) The picture in (I3) of P_1 of the facet **1** of L_1 does not contain the label 2. Hence we add the the first two pictures of Figure 16. The pictures in (I3) of P_1 of the facets **4**, **4**₅, **6**, **6**₅ of L_1 contain the label 2. Hence we add the latter four pictures of Figure 16.

□

4. THE REFLECTOFOLDS

In this section we glue the facets of the polytopes P_7 and P_8 in order to obtain some 1-cusped developable reflectofolds. In Section 4.1 we perform the gluing. Then, in Section 4.2 we study the facets and the corners of the constructed spaces, in order to show, in Section 4.3, that they are 1-cusped developable reflectofolds.

4.1. Defining the reflectofolds. The link L_7 of the ideal vertex of P_7 is a right parallelepiped. If we glue L_7 as described in Figure 5, in each of the three cases we obtain a flat 3-manifold: the 3-torus, the $\frac{1}{2}$ -twist manifold and the $\frac{1}{4}$ -twist manifold, respectively [Mar23, Figure 12.2].

We now show that, for each of the three manifolds, we can glue P_7 using isometries between the facets in a way that this induces a gluing of L_7 as described.

Let R_T be the space obtained from P_7 by gluing the facet 6_{4_5} with $6_{6,4_5}$ using the isometry $r_6|_{6_{4_5}}$, the facet $6_{4,5}$ with $6_{6_5,4,5}$ using the isometry $r_{6_5}|_{6_{4,5}}$, and the facet 1_2 with $1_{1,2}$ using the isometry $r_1|_{1_2}$. We have indeed $r_6(6_{4_5}) = 6_{6,4_5}$, $r_{6_5}(6_{4,5}) = 6_{6_5,4,5}$ and $r_1(1_2) = 1_{1,2}$. This can be seen from Figure 6 for L_7 , and therefore it also holds for P_7 since each map is a reflection through a copy of a facet of P_0 .

In the next cases the argument is analog to the one of R_T .

Definition 4.1. The space R_T is obtained from P_7 by gluing the facets via the following isometries:

$$r_6|_{6_{4_5}} : 6_{4_5} \rightarrow 6_{6,4_5}, \quad r_{6_5}|_{6_{4,5}} : 6_{4,5} \rightarrow 6_{6_5,4,5}, \quad r_1|_{1_2} : 1_2 \rightarrow 1_{1,2}.$$

Let $R_{\frac{1}{2}}$ be the space obtained from P_7 by gluing the facets via the following isometries:

$$r_6|_{6_{4_5}} : 6_{4_5} \rightarrow 6_{6,4_5} \quad r_{6_5}|_{6_{4,5}} : 6_{4,5} \rightarrow 6_{6_5,4,5}, \quad r_1 \circ r_6 \circ r_{6_5}|_{1_2} : 1_2 \rightarrow 1_{1,2}.$$

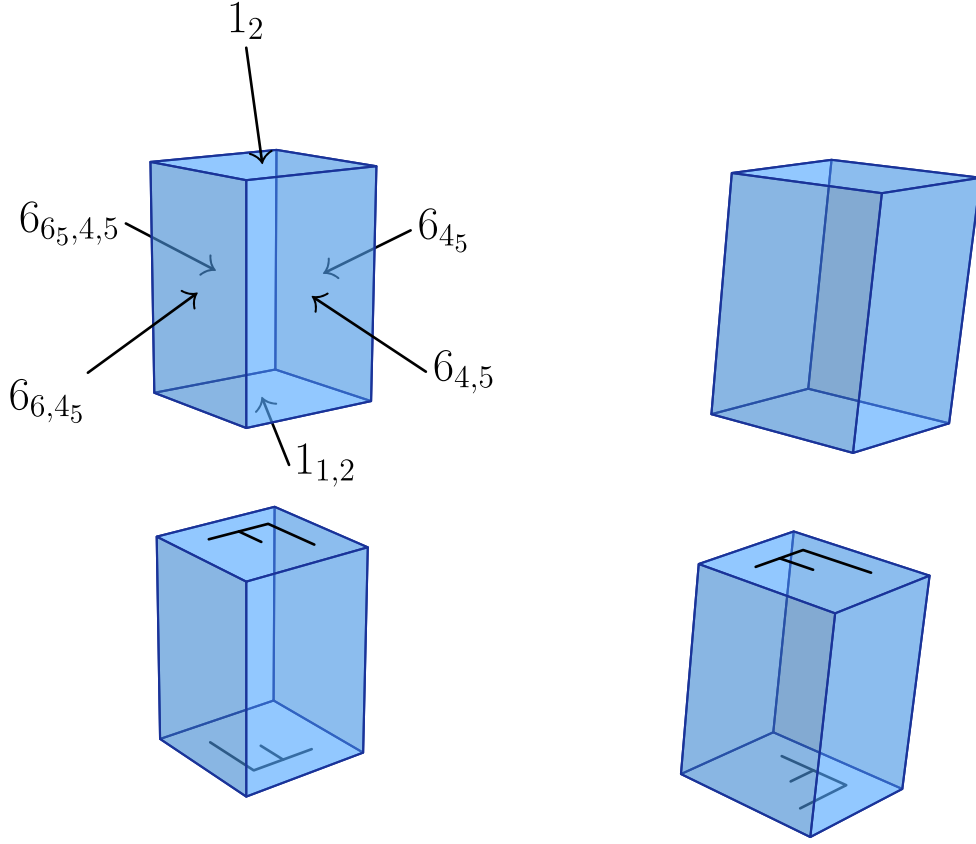


FIGURE 5. The link L_7 (top-left), the 3-torus (top-right), the $\frac{1}{2}$ -twist manifold (bottom-left), the $\frac{1}{4}$ -twist manifold (bottom-right). In the last three pictures, if two opposite facets do not have a letter inside, we glue them with a translation, otherwise we glue them as indicated with the letters.

Let $R_{\frac{1}{4}}$ be the space obtained from P_7 by gluing the facets via the following isometries:

$$r_6|_{6_{4_5}} : 6_{4_5} \rightarrow 6_{6,4_5} \quad r_{6_5}|_{6_{4,5}} : 6_{4,5} \rightarrow 6_{6_5,4,5}, \quad r_1 \circ r_6 \circ r_5|_{1_2} : 1_2 \rightarrow 1_{1,2}.$$

We see from Figure 6 that each gluing induces a gluing of L_7 as in Figure 5, thus producing the 3-torus, the $\frac{1}{2}$ -twist manifold and the $\frac{1}{4}$ -twist manifold, respectively.

The link L_8 of the ideal vertex of P_8 is a right parallelepiped. If we glue L_8 as described in Figure 7, we obtain a flat 3-manifold, the Hantzsche-Wendt manifold [Mar23, Figure 12.2]. We now show that we can glue P_8 using isometries between the facets in a way that this induces the gluing of L_8 described in Figure 7.

We notice that the facet $6_{4,5}$ is divided in two parts, $6_{4,5}^U$ and $6_{4,5}^D$, as in Figure 7. Similarly, we define $6_{6_5,4,5}^U$ and $6_{6_5,4,5}^D$.

Definition 4.2. Let R_{HW} be the space obtained from P_8 by gluing the facets via the following isometries:

$$r_{1_2}|_{1_{1,2}} : 1_{1,2} \rightarrow 1_{1_2,1,2}, \quad r_{1_2} \circ r_{6_5} \circ r_6|_{6_{4_5}} : 6_{4_5} \rightarrow 6_{6,4_5},$$

$$r_6 \circ (r_1 \circ r_2)^2|_{6_{4,5}^U} : 6_{4,5}^U \rightarrow 6_{4,5}^D, \quad r_6 \circ (r_1 \circ r_2)^2|_{6_{6_5,4,5}^U} : 6_{6_5,4,5}^U \rightarrow 6_{6_5,4,5}^D$$

We see from Figure 8 that this gluing induces the gluing of L_8 described in Figure 7.

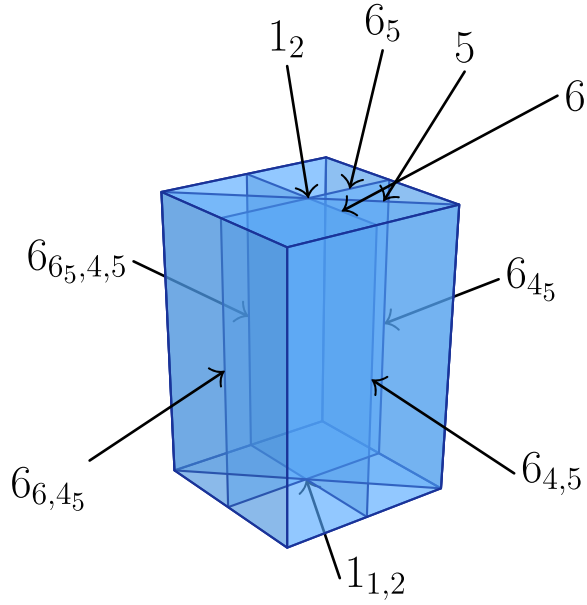


FIGURE 6. The link L_7 and the fixed planes of the reflections used to define $R_T, R_{\frac{1}{2}}, R_{\frac{1}{4}}$.

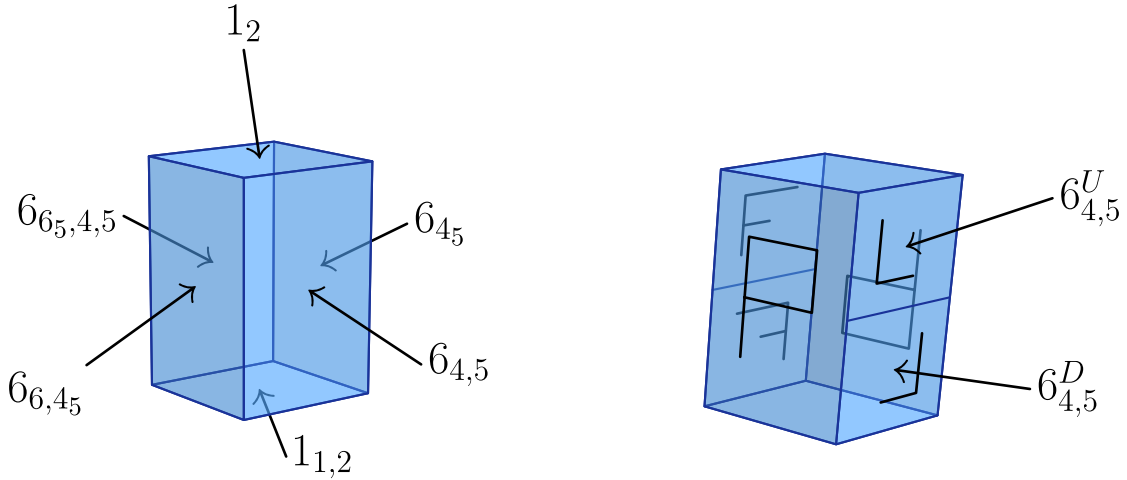


FIGURE 7. The link L_8 (left) and the Hantzsche-Wendt manifold (right), with the same notation of Figure 5. Moreover, we see how the facet $6_{4,5}$ is divided in the two parts $6_{4,5}^U$ and $6_{4,5}^D$. Similarly the facet $6_{65,4,5}$ is divided in the two parts $6_{65,4,5}^U$ and $6_{65,4,5}^D$.

Remark 4.3. Let f be one of the gluing maps used above for the polytope P_7 . Then f is the restriction of a symmetry of P_7 that preserves its tessellation in copies of P_0 . Indeed, we see from Figure 6 that $f(L_7) = L_7$, hence it easily follows that $f(P_7) = P_7$. Moreover, f is a composition of reflections along copies of facets of P_0 . Hence it is a symmetry of P_7 and preserves the tessellation.

If f is a gluing map for the polytope P_8 , the statement is slightly different. Indeed, if we consider the natural tessellation of \mathbb{R}^3 in copies of L_8 , then f is induced by a symmetry of \mathbb{R}^3 that preserves its tessellation in copies of L_0 . The argument is analog to the previous case.

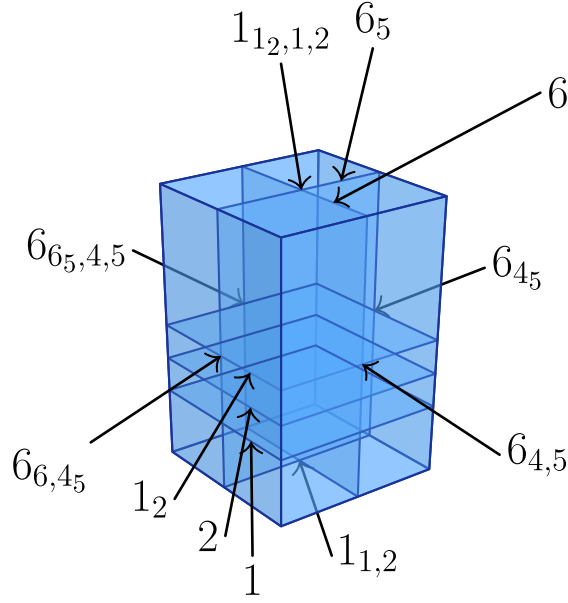


FIGURE 8. The link L_8 with the fixed planes of the reflections used to define R_{HW} .

Let R be any of $R_T, R_{\frac{1}{2}}, R_{\frac{1}{4}}, R_{HW}$. The purpose of the following sections will be to prove this theorem.

Theorem 4.4. *The space R is an orientable, finite-volume, 1-cusped, developable reflectofold with compact, non-empty boundary. Moreover, the cusp of $R_T, R_{\frac{1}{2}}, R_{\frac{1}{4}}, R_{HW}$ has section the 3-torus, the $\frac{1}{2}$ -twist manifold, the $\frac{1}{4}$ -twist manifold, the Hantzsche-Wendt manifold, respectively.*

The proof of Theorem 1.1 will immediately follow from Theorem 4.4 and Corollary 2.4.

4.2. The facets and the corners. The purpose of this section is to study the facets and the corners of R . This will help us to prove Theorem 4.4 in the next section.

Let P be any of P_7 and P_8 , and $p: P \rightarrow R$ denote the quotient map.

Lemma 4.5. *A facet of R is:*

- either the image through p of a facet of type 7,
- or the image through p of a union of facets of type 3.

We call the first facets of R of type 7 and the other facets of type 3.

Proof. Since we glued all the facets of different type from 3 and 7, the union of the facets of R is the image through p of the union of the facets of P of type 3 and 7.

If in P a facet of type 3 and a facet along which we glue meet, they do so with a dihedral angle of $\frac{\pi}{2}$. This is true by Proposition 3.12, since we glue facets that are of type 1 and 6 and in P_0 the facets **1** and **6** are orthogonal to **3**. Let A and B be two facets of P that are identified in R via the gluing. By Remark 4.3, if F and G are facets of P of type 3 or 7 such that $p(F \cap A) = p(G \cap B) \neq \emptyset$, then F and G are of the same type.

Let S_A and S_B be the sets of facets of P of type 3 that meet A and B , respectively. Then given $F \in S_A$, there exists $G \in S_B$ such that $p(F \cap A) = p(G \cap B)$. Then $p(F)$ and $p(G)$ are contained in the same facet of R (since we have already seen that the dihedral angle in P between F and A , and G and B , is $\frac{\pi}{2}$). Since the image through p of a facet is contained in a facet of R , we have shown that a facet of R is the image through p of a union of facets of the same type: either 7 or 3. It thus only remains to show that in the type-7 case such a facet is the image of exactly one facet of P .

If in P a facet of type 7 and a facet along which we glue meet, they do so with a dihedral angle different from $\frac{\pi}{2}$. Indeed this is true by Proposition 3.12, since we glue facets that are of type 1 and 6 and in P_0 the facets **1** and **6** are not orthogonal to **7**.

Hence for every type-7 facet M of P , we obtain that $p(M)$ is a facet of R . \square

It will be easy to check that R satisfies (AC) and (EF) once we have found the corner graphs of type 3 or 7 of R .

Definition 4.6. For $i = 3, 7$, the *type- i corner graph* G_i of R is the graph whose vertices are the type- i facets of R and between two vertices A and B there is an edge for every corner in $A \cap B$. Moreover, we put a label $k \in \mathbb{N}$ on an edge if the dihedral angle associated to the corresponding corner is $\frac{\pi}{k}$. If the angle is not in the form $\frac{\pi}{k}$ (this will never be the case), then we put the underlined angle as a label.

By Lemma 4.5 we already know the vertices of the type-7 corner graph of R .

We call a ridge of P of *type* (i, j) if it is the intersection of a facet of type i and a facet of type j . We call a corner of R of *type* (i, j) if it is contained in the intersection of two facets, one of type i and one of type j .

Lemma 4.7. *A corner of R is:*

- *either of type (3, 3), and in this case it is the image through p of a union of some type-(3, 3) ridges;*
- *either of type (7, 7), and in this case it is:*
 - *either the image through p of a type-(7, 7) ridge of P ;*
 - *or the image through p of a type-(7, i) ridge of P , with $i = 1, 6$;*
- *or of type (3, 7), and in this case it is the image through p of a type-(3, 7) ridge of P .*

Proof. Since the facets of R are of type 3 or 7, there are three kinds of corners in R : type (3, 3), (7, 7), and (3, 7).

By Proposition 3.12, if a facet of type 3 and a facet of type 1 or 6 of P meet, the dihedral angle between them is $\frac{\pi}{2}$. Hence the image through p of a type-(3, i) ridge of P , with $i = 1, 6$, is contained in the relative interior of a type-3 facet. Hence the union of the type-(3, 3) corners of R is the image through p of the union of the type-(3, 3) ridges of P .

The image through p of a type-(3, 3) ridge is contained in a corner, hence every type-(3, 3) corner is the image through p of the union of some type-(3, 3) ridges.

Since by Lemma 4.5 the image through p of a facet of type 7 of P is a facet of type 7 of R , the image of a type-(7, 7), or type-(3, 7), ridge is a corner of R . Moreover, the image of a type-(7, i) ridge, with $i = 1, 6$, is a type-(7, 7) corner. \square

Let $3_X, 3_Y$ be two type-3 facets of P . Let us define the following equivalence relation: we set $3_X \sim 3_Y$ if $p(3_X)$ and $p(3_Y)$ are contained in the same facet of R . Moreover, the type-3 facets of R are in natural bijection with the equivalence classes. Indeed, $\overline{3_X} = \{3_{X_1}, \dots, 3_{X_k}\}$ is an equivalence class if and only if $\bigcup_{i=1}^k p(3_{X_i})$ is a facet of R .

Since by Lemma 4.5 the map p gives a correspondence between the type-7 facets of P and the type-7 facets of R , we will call the type-7 facets of R with the same name of the ones of P . Instead we will call the type-3 facets of R with the same name of the equivalence classes.

Lemma 4.8. *The equivalence classes are:*

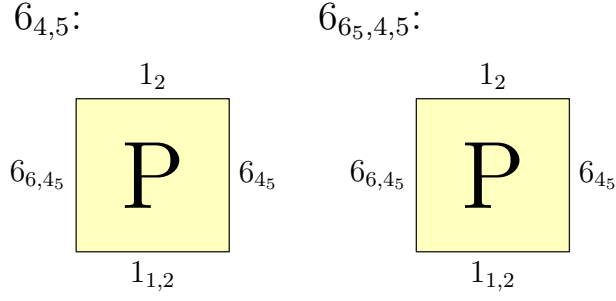
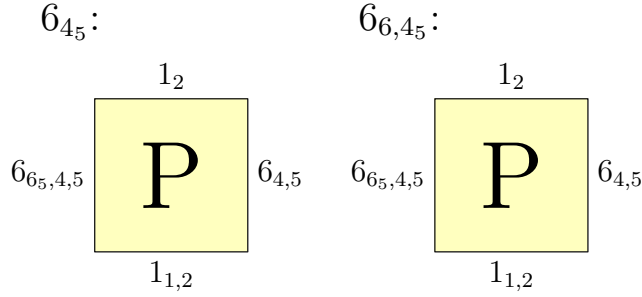
- R_T :
 - $\overline{3_{4,4_5,2}} = \{3_{4,4_5,2}, 3_{6,4,4_5,2}, 3_{6_5,6,4,4_5,2}, 3_{6_5,4,4_5,2}, 3_{1,4,4_5,2}, 3_{6,1,4,4_5,2}, 3_{6_5,1,4,4_5,2}, 3_{6_5,6,1,4,4_5,2}\}$;
 - $\overline{3_{4,2}} = \{3_{4,2}, 3_{6_5,4,2}, 3_{1,4,2}, 3_{6_5,1,4,2}\}$;
 - $\overline{3_4} = \{3_4, 3_{6_5,4}\}$;
 - $\overline{3_{4_5}} = \{3_{4_5}, 3_{6,4_5}\}$;
 - $\overline{3_2} = \{3_2, 3_{1,2}\}$;
 - $\overline{3_{4,4_5}} = \{3_{4,4_5}, 3_{6,4,4_5}, 3_{6_5,4,4_5}, 3_{6_5,6,4,4_5}\}$;
 - $\overline{3_{4_5,2}} = \{3_{4_5,2}, 3_{6,4_5,2}, 3_{1,4_5,2}, 3_{6,1,4_5,2}\}$

- $\overline{3} = \{3\}$;
- $R_{\frac{1}{2}}$:
 - $\overline{3_{4,4_5,2}} = \{3_{4,4_5,2}, 3_{6,4,4_5,2}, 3_{6_5,6,4,4_5,2}, 3_{6_5,4,4_5,2}, 3_{1,4,4_5,2}, 3_{6,1,4,4_5,2}, 3_{6_5,1,4,4_5,2}, 3_{6_5,6,1,4,4_5,2}\}$;
 - $\overline{3_{4,2}} = \{3_{4,2}, 3_{6_5,4,2}, 3_{1,4,2}, 3_{6_5,1,4,2}\}$;
 - $\overline{3_4} = \{3_4, 3_{6_5,4}\}$;
 - $\overline{3_{4_5}} = \{3_{4_5}, 3_{6,4_5}\}$;
 - $\overline{3_2} = \{3_2, 3_{1,2}\}$;
 - $\overline{3_{4,4_5}} = \{3_{4,4_5}, 3_{6,4,4_5}, 3_{6_5,4,4_5}, 3_{6_5,6,4,4_5}\}$;
 - $\overline{3_{4_5,2}} = \{3_{4_5,2}, 3_{6,4_5,2}, 3_{1,4_5,2}, 3_{6,1,4_5,2}\}$
 - $\overline{3} = \{3\}$;
- $R_{\frac{1}{4}}$:
 - $\overline{3_{4,4_5,2}} = \{3_{4,4_5,2}, 3_{6,4,4_5,2}, 3_{6_5,6,4,4_5,2}, 3_{6_5,4,4_5,2}, 3_{1,4,4_5,2}, 3_{6,1,4,4_5,2}, 3_{6_5,1,4,4_5,2}, 3_{6_5,6,1,4,4_5,2}\}$;
 - $\overline{3_{4,2}} = \{3_{4,2}, 3_{6_5,4,2}, 3_{1,4_5,2}, 3_{6,1,4_5,2}\}$;
 - $\overline{3_4} = \{3_4, 3_{6_5,4}\}$;
 - $\overline{3_{4_5}} = \{3_{4_5}, 3_{6,4_5}\}$;
 - $\overline{3_2} = \{3_2, 3_{1,2}\}$;
 - $\overline{3_{4,4_5}} = \{3_{4,4_5}, 3_{6,4,4_5}, 3_{6_5,4,4_5}, 3_{6_5,6,4,4_5}\}$;
 - $\overline{3_{4_5,2}} = \{3_{4_5,2}, 3_{6,4_5,2}, 3_{1,4,2}, 3_{6_5,1,4,2}\}$
 - $\overline{3} = \{3\}$;
- R_{HW} :
 - $\overline{3_{4,4_5,2}} = \{3_{4,4_5,2}, 3_{6_5,1,4,4_5,2}, 3_{1_2,6_5,1,4,4_5,2}, 3_{6_5,6,4,4_5,2}, 3_{6,1,4,4_5,2}, 3_{1_2,6,1,4,4_5,2}\}$;
 - $\overline{3_{1,4_5,2}} = \{3_{1,4_5,2}, 3_{1_2,1,4_5,2}, 3_{6,1,4_5,2}, 3_{1_2,6,1,4_5,2}\}$;
 - $\overline{3_{1,4,4_5,2}} = \{3_{1,4,4_5,2}, 3_{1_2,1,4,4_5,2}, 3_{6,4,4_5,2}, 3_{6_5,6,1,4,4_5,2}, 3_{6_5,4,4_5,2}, 3_{1_2,6_5,6,1,4,4_5,2}\}$;
 - $\overline{3_{1,2}} = \{3_{1,2}, 3_{1_2,1,2}\}$;
 - $\overline{3_{4,2}} = \{3_{4,2}, 3_{1,4,2}, 3_{1_2,1,4,2}\}$;
 - $\overline{3_{4,4_5}} = \{3_{4,4_5}, 3_{1_2,6,4,4_5}, 3_{6_5,4,4_5}, 3_{1_2,6_5,6,4,4_5}\}$;
 - $\overline{3_4} = \{3_4, 3_{1_2,4}\}$;
 - $\overline{3_{6,4,4_5}} = \{3_{6,4,4_5}, 3_{1_2,4,4_5}, 3_{1_2,6_5,4,4_5}, 3_{6_5,6,4,4_5}\}$;
 - $\overline{3_{6_5,4}} = \{3_{6_5,4}, 3_{1_2,6_5,4}\}$;
 - $\overline{3_{6,4_5}} = \{3_{6,4_5}, 3_{1_2,4_5}\}$;
 - $\overline{3_{4_5,2}} = \{3_{4_5,2}, 3_{6,4_5,2}\}$;
 - $\overline{3_{4_5}} = \{3_{4_5}, 3_{1_2,6,4_5}\}$;
 - $\overline{3_{6_5,4,2}} = \{3_{6_5,4,2}, 3_{1_2,6_5,1,4,2}, 3_{6_5,1,4,2}\}$;
 - $\overline{3} = \{3\}$;
 - $\overline{3_{1_2}} = \{3_{1_2}\}$;
 - $\overline{3_2} = \{3_2\}$.

The type-(7,7) corners that are the images through p of the type-(7, i) ridges, with $i = 1, 6$, of the polytope P are the following. We write $7_X \cap_k 7_Y$ to indicate a corner between the facets 7_X and 7_Y with angle $\frac{\pi}{k}$.

$$\begin{aligned}
 R_T &: 7 \cap_3 7_{6_5}, 7_1 \cap_3 7_{6_5,1}, 7_6 \cap_3 7_{6_5,6}, 7_{6,1} \cap_3 7_{6_5,6,1}, 7 \cap_3 7_6, 7_1 \cap_3 7_{6,1}, 7_{6_5} \cap_3 7_{6_5,6}, 7_{6_5,1} \cap_3 7_{6_5,6,1}, 7 \cap_2 \\
 &\quad 7_1, 7_6 \cap_2 7_{6,1}, 7_{6_5} \cap_2 7_{6_5,1}, 7_{6_5,6} \cap_2 7_{6_5,6,1}; \\
 R_{\frac{1}{2}} &: 7 \cap_3 7_{6_5}, 7_1 \cap_3 7_{6_5,1}, 7_6 \cap_3 7_{6_5,6}, 7_{6,1} \cap_3 7_{6_5,6,1}, 7 \cap_3 7_6, 7_1 \cap_3 7_{6,1}, 7_{6_5} \cap_3 7_{6_5,6}, 7_{6_5,1} \cap_3 7_{6_5,6,1}, 7 \cap_2 \\
 &\quad 7_{6_5,6,1}, 7_1 \cap_2 7_{6_5,6}, 7_{6_5} \cap_2 7_{6,1}, 7_{6_5,1} \cap_2 7_6; \\
 R_{\frac{1}{4}} &: 7 \cap_3 7_{6_5}, 7_1 \cap_3 7_{6_5,1}, 7_6 \cap_3 7_{6_5,6}, 7_{6,1} \cap_3 7_{6_5,6,1}, 7 \cap_3 7_6, 7_1 \cap_3 7_{6,1}, 7_{6_5} \cap_3 7_{6_5,6}, 7_{6_5,1} \cap_3 7_{6_5,6,1}, 7 \cap_2 \\
 &\quad 7_{6,1}, 7_6 \cap_2 7_{6_5,6,1}, 7_{6_5} \cap_2 7_1, 7_{6_5,6} \cap_2 7_{6_5,1}; \\
 R_{HW} &: 7 \cap_3 7_{1_2,6,1}, 7_{1_2,1} \cap_3 7_6, 7_1 \cap_3 7_{1_2,6}, 7_{1_2} \cap_3 7_{6,1}, 7_{6_5} \cap_3 7_{1_2,6_5,6,1}, 7_{1_2,6_5,1} \cap_3 7_{6_5,6}, 7_{1_2,6_5,6} \cap_3 7_{6_5,1}, \\
 &\quad 7_{1_2,6_5} \cap_3 7_{6_5,6,1}, 7_{1_2,6_5,1} \cap_3 7_{6,1}, 7_{1_2,1} \cap_3 7_{6_5,6,1}, 7_{1_2,6_5} \cap_3 7_6, 7_{1_2} \cap_3 7_{6_5,6}, 7_{6_5} \cap_3 7_{1_2,6}, 7 \cap_3 7_{1_2,6_5,6}, \\
 &\quad 7_{6_5,1} \cap_3 7_{1_2,6,1}, 7_1 \cap_3 7_{1_2,6_5,6,1}, 7_{6_5,1} \cap_2 7_{1_2,6_5,1}, 7_1 \cap_2 7_{1_2,1}, 7_{6_5,6,1} \cap_2 7_{1_2,6_5,6,1}, 7_{6,1} \cap_2 7_{1_2,6,1}.
 \end{aligned}$$

Proof. We begin with $R_T, R_{\frac{1}{2}}, R_{\frac{1}{4}}$. The gluings of $6_{4,5}$ with $6_{6_5,4,5}$, and of 6_{4_5} with $6_{6,4_5}$ are in common with every case.

FIGURE 9. The way to glue the facets $6_{4,5}$ and $6_{6_5,4,5}$ of L_7 .FIGURE 10. The way to glue the facets 6_{4_5} and $6_{6,4_5}$ of L_7 .

- $6_{4,5}$ and $6_{6_5,4,5}$: We refer to Figure 23 and 4.2 for the information (I3) on these two facets and the way to glue them. The latter figure is not necessary, since we can deduce its content from Figure 5, but it helps the reader to check the results.

Hence we see that:

$$\begin{array}{lll}
 3_{6,4,4_5,2} \sim 3_{6_5,6,4,4_5,2}; & 3_{4,2} \sim 3_{6_5,4,2}; & 3_{4,4_5,2} \sim 3_{6_5,4,4_5,2}; \\
 3_{6,4,4_5} \sim 3_{6_5,6,4,4_5}; & 3_4 \sim 3_{6_5,4}; & 3_{4,4_5} \sim 3_{6_5,4,4_5}; \\
 3_{6,1,4,4_5,2} \sim 3_{6_5,6,1,4,4_5,2}; & 3_{1,4,2} \sim 3_{6_5,1,4,2}; & 3_{1,4,4_5,2} \sim 3_{6_5,1,4,4_5,2}.
 \end{array}$$

Moreover, both $6_{4,5}$ and $6_{6_5,4,5}$ meet 4 facets of type 7, with a dihedral angle of $\frac{\pi}{6}$ by Proposition 3.12 (since in P_0 the dihedral angle between 6 and 7 is $\frac{\pi}{6}$). Hence, in R , from the picture we notice that there are the following corners with angle $\frac{2\pi}{6} = \frac{\pi}{3}$.

$$7 \cap_3 7_{6_5}; \quad 7_1 \cap_3 7_{6_5,1}; \quad 7_6 \cap_3 7_{6_5,6}; \quad 7_{6,1} \cap_3 7_{6_5,6,1}.$$

- 6_{4_5} and $6_{6,4_5}$: We refer to Figure 24 and 10. The same argument as before leads to the following:

$$\begin{array}{lll}
 3_{4,4_5,2} \sim 3_{6,4,4_5,2}; & 3_{4_5,2} \sim 3_{6,4_5,2}; & 3_{6_5,4,4_5,2} \sim 3_{6_5,6,4,4_5,2}; \\
 3_{4,4_5} \sim 3_{6,4,4_5}; & 3_{1,4,4_5,2} \sim 3_{6,1,4,4_5,2}; & 3_{1,4_5,2} \sim 3_{6,1,4_5,2}; \\
 3_{6_5,1,4,4_5,2} \sim 3_{6_5,6,1,4,4_5,2}; & 3_{4_5} \sim 3_{6,4_5}; & 3_{6_5,4,4_5} \sim 3_{6_5,6,4,4_5}.
 \end{array}$$

Moreover we have:

$$7 \cap_3 7_6; \quad 7_1 \cap_3 7_{6,1}; \quad 7_{6_5} \cap_3 7_{6_5,6}; \quad 7_{6_5,1} \cap_3 7_{6_5,6,1}.$$

We now consider the gluings which are specific for each one of the three cases. In each case we glue 1_2 with $1_{1,2}$. We refer to Figure 22 and 4.2.

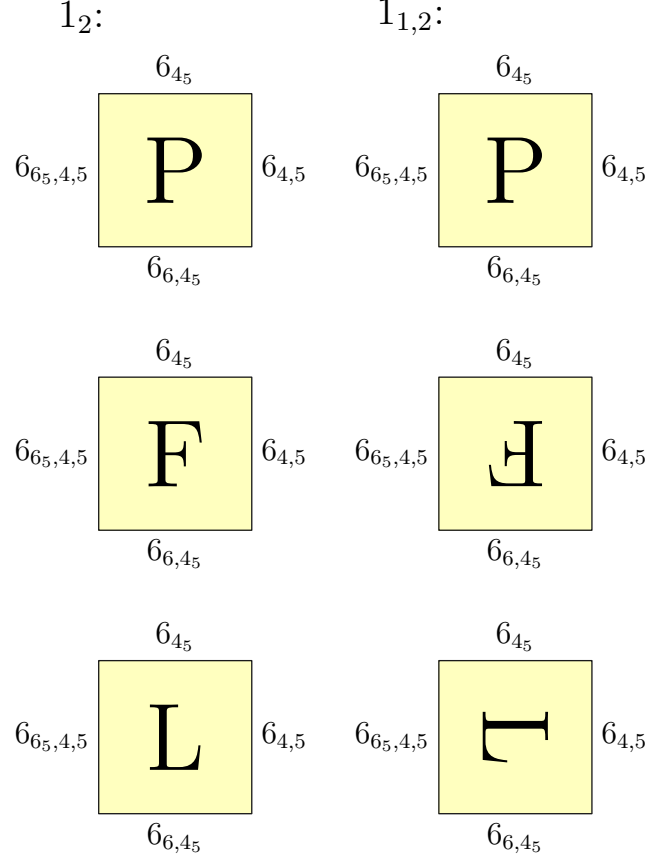


FIGURE 11. The way to glue the facets 1_2 and $1_{1,2}$ of L_7 for the 3-torus case (top), the $\frac{1}{2}$ -twist manifold case (center) and the $\frac{1}{4}$ -twist manifold case (bottom).

- 3-torus:

$$\begin{array}{lll}
 3_{65,4,45,2} \sim 3_{65,1,4,45,2}; & 3_{45,2} \sim 3_{1,45,2}; & 3_{4,45,2} \sim 3_{1,4,45,2}; \\
 3_{65,4,2} \sim 3_{65,1,4,2}; & 3_2 \sim 3_{1,2}; & 3_{4,2} \sim 3_{1,4,2}; \\
 3_{65,6,4,45,2} \sim 3_{65,6,1,4,45,2}; & 3_{6,45,2} \sim 3_{6,1,45,2}; & 3_{6,4,45,2} \sim 3_{6,1,4,45,2}.
 \end{array}$$

Moreover we have:

$$7 \cap_2 7_1; \quad 7_6 \cap_2 7_{6,1}; \quad 7_{65} \cap_2 7_{65,1}; \quad 7_{65,6} \cap_2 7_{65,6,1}.$$

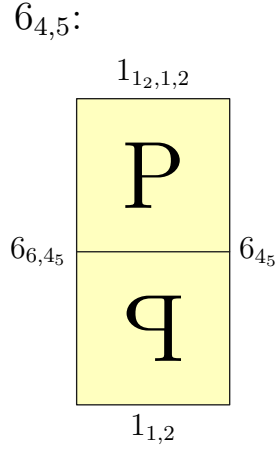
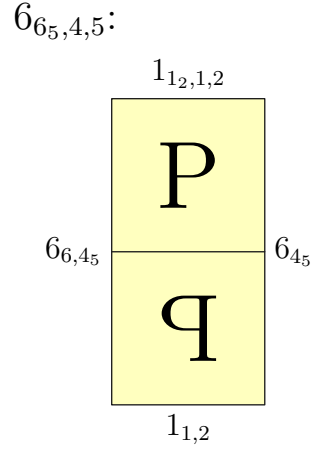
Putting together the results of the three gluings for the torus, we have the thesis for R_T . We proceed similarly for the other cases.

- $\frac{1}{2}$ -twist manifold:

$$\begin{array}{lll}
 3_{65,4,45,2} \sim 3_{6,1,4,45,2}; & 3_{45,2} \sim 3_{6,1,45,2}; & 3_{4,45,2} \sim 3_{65,6,1,4,45,2}; \\
 3_{65,4,2} \sim 3_{1,4,2}; & 3_2 \sim 3_{1,2}; & 3_{4,2} \sim 3_{65,1,4,2}; \\
 3_{65,6,4,45,2} \sim 3_{1,4,45,2}; & 3_{6,45,2} \sim 3_{1,45,2}; & 3_{6,4,45,2} \sim 3_{65,1,4,45,2}.
 \end{array}$$

Moreover we have:

$$7 \cap_2 7_{65,6,1}; \quad 7_1 \cap_2 7_{65,6}; \quad 7_{65} \cap_2 7_{6,1}; \quad 7_{65,1} \cap_2 7_6.$$

FIGURE 12. The way to glue the facet $6_{4,5}$ of L_8 .FIGURE 13. The way to glue the facet $6_{6_5,4,5}$ of L_8 .

- $\frac{1}{4}$ -twist manifold:

$$\begin{array}{lll}
\mathfrak{z}_{6_5,4,4_5,2} \sim \mathfrak{z}_{1,4,4_5,2}; & \mathfrak{z}_{4_5,2} \sim \mathfrak{z}_{1,4,2}; & \mathfrak{z}_{4,4_5,2} \sim \mathfrak{z}_{6,1,4,4_5,2}; \\
\mathfrak{z}_{6_5,4,2} \sim \mathfrak{z}_{1,4_5,2}; & \mathfrak{z}_2 \sim \mathfrak{z}_{1,2}; & \mathfrak{z}_{4,2} \sim \mathfrak{z}_{6,1,4_5,2}; \\
\mathfrak{z}_{6_5,6,4,4_5,2} \sim \mathfrak{z}_{6_5,1,4,4_5,2}; & \mathfrak{z}_{6,4_5,2} \sim \mathfrak{z}_{6_5,1,4,2}; & \mathfrak{z}_{6,4,4_5,2} \sim \mathfrak{z}_{6_5,6,1,4,4_5,2}.
\end{array}$$

Moreover we have:

$$\mathfrak{z}_7 \cap_2 \mathfrak{z}_{6,1}; \quad \mathfrak{z}_7 \cap_2 \mathfrak{z}_{6_5,6,1}; \quad \mathfrak{z}_{6_5} \cap_2 \mathfrak{z}_1; \quad \mathfrak{z}_{6_5,6} \cap_2 \mathfrak{z}_{6_5,1}.$$

In the last part of the proof we study the gluings of P_8 to form R_{HW} .

- $6_{4,5}$: We refer to Figure 26 and 12.

$$\begin{array}{lll}
\mathfrak{z}_{12,6,1,4,4_5,2} \sim \mathfrak{z}_{4,4_5,2}; & \mathfrak{z}_{12,1,4,2} \sim \mathfrak{z}_{4,2}; & \mathfrak{z}_{12,1,4,4_5,2} \sim \mathfrak{z}_{6,4,4_5,2}; \\
\mathfrak{z}_{12,6,4,4_5} \sim \mathfrak{z}_{4,4_5}; & \mathfrak{z}_{12,4} \sim \mathfrak{z}_4; & \mathfrak{z}_{12,4,4_5} \sim \mathfrak{z}_{6,4,4_5}; \\
\mathfrak{z}_{6,4,4_5,2} \sim \mathfrak{z}_{1,4,4_5,2}; & \mathfrak{z}_{4,2} \sim \mathfrak{z}_{1,4,2}; & \mathfrak{z}_{4,4_5,2} \sim \mathfrak{z}_{6,1,4,4_5,2}.
\end{array}$$

Moreover we have:

$$\mathfrak{z}_{12,6,1} \cap_3 \mathfrak{z}_7; \quad \mathfrak{z}_{12,1} \cap_3 \mathfrak{z}_7; \quad \mathfrak{z}_{12,6} \cap_3 \mathfrak{z}_1; \quad \mathfrak{z}_{12} \cap_3 \mathfrak{z}_{6,1}.$$

- $6_{6_5,4,5}$: We refer to Figure 27 and 13.

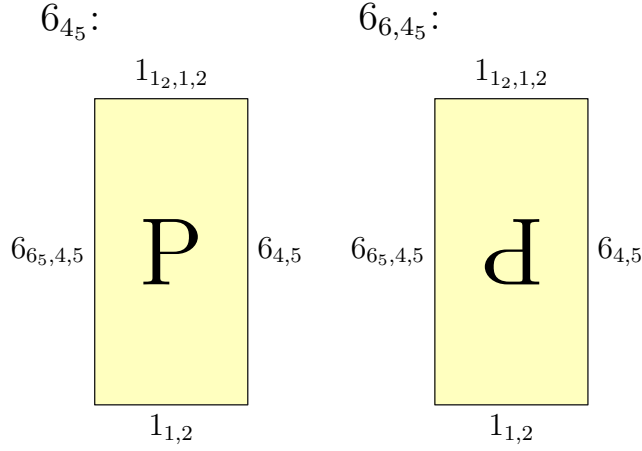
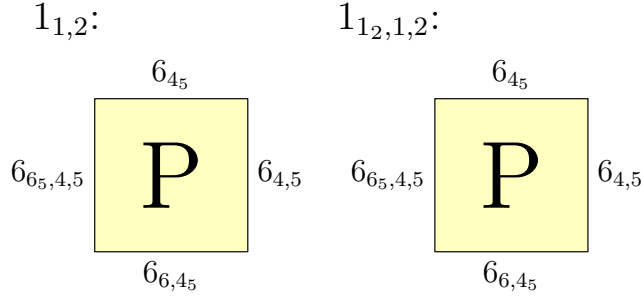
$$\begin{array}{lll}
\mathfrak{z}_{12,6_5,6,1,4,4_5,2} \sim \mathfrak{z}_{6_5,4,4_5,2}; & \mathfrak{z}_{12,6_5,1,4,2} \sim \mathfrak{z}_{6_5,4,2}; & \mathfrak{z}_{12,6_5,1,4,4_5,2} \sim \mathfrak{z}_{6_5,6,4,4_5,2}; \\
\mathfrak{z}_{12,6_5,6,4,4_5} \sim \mathfrak{z}_{6_5,4,4_5}; & \mathfrak{z}_{12,6_5,4} \sim \mathfrak{z}_{6_5,4}; & \mathfrak{z}_{12,6_5,4,4_5} \sim \mathfrak{z}_{6_5,6,4,4_5}; \\
\mathfrak{z}_{6_5,6,4,4_5,2} \sim \mathfrak{z}_{6_5,1,4,4_5,2}; & \mathfrak{z}_{6_5,4,2} \sim \mathfrak{z}_{6_5,1,4,2}; & \mathfrak{z}_{6_5,4,4_5,2} \sim \mathfrak{z}_{6_5,6,1,4,4_5,2}.
\end{array}$$

Moreover we have:

$$\mathfrak{z}_{12,6_5,6,1} \cap_3 \mathfrak{z}_{6_5}; \quad \mathfrak{z}_{12,6_5,1} \cap_3 \mathfrak{z}_{6_5,6}; \quad \mathfrak{z}_{12,6_5,6} \cap_3 \mathfrak{z}_{6_5,1}; \quad \mathfrak{z}_{12,6_5} \cap_3 \mathfrak{z}_{6_5,6,1}.$$

- 6_{4_5} and $6_{6,4_5}$: We refer to Figure 28, 29 and 14.

$$\begin{array}{lll}
\mathfrak{z}_{12,6_5,1,4,4_5,2} \sim \mathfrak{z}_{6,1,4,4_5,2}; & \mathfrak{z}_{12,1,4_5,2} \sim \mathfrak{z}_{6,1,4_5,2}; & \mathfrak{z}_{12,1,4,4_5,2} \sim \mathfrak{z}_{6_5,6,1,4,4_5,2}; \\
\mathfrak{z}_{12,6_5,4,4_5} \sim \mathfrak{z}_{6,4,4_5}; & \mathfrak{z}_{12,4_5} \sim \mathfrak{z}_{6,4_5}; & \mathfrak{z}_{12,4,4_5} \sim \mathfrak{z}_{6_5,6,4,4_5}; \\
\mathfrak{z}_{6_5,4,4_5,2} \sim \mathfrak{z}_{6,4,4_5,2}; & \mathfrak{z}_{4_5,2} \sim \mathfrak{z}_{6,4_5,2}; & \mathfrak{z}_{4,4_5,2} \sim \mathfrak{z}_{6_5,6,4,4_5,2}; \\
\mathfrak{z}_{6_5,4,4_5} \sim \mathfrak{z}_{12,6,4,4_5}; & \mathfrak{z}_{4_5} \sim \mathfrak{z}_{12,6,4_5}; & \mathfrak{z}_{4,4_5} \sim \mathfrak{z}_{12,6_5,6,4,4_5}; \\
\mathfrak{z}_{6_5,1,4,4_5,2} \sim \mathfrak{z}_{12,6,1,4,4_5,2}; & \mathfrak{z}_{1,4_5,2} \sim \mathfrak{z}_{12,6,1,4_5,2}; & \mathfrak{z}_{1,4,4_5,2} \sim \mathfrak{z}_{12,6_5,6,1,4,4_5,2}.
\end{array}$$

FIGURE 14. The way to glue the facets 6_{4_5} and $6_{6,4_5}$ of L_8 .FIGURE 15. The way to glue the facets $1_{1,2}$ and $1_{1_2,1,2}$ of L_8 .

Moreover we have:

$$\begin{array}{llll} 7_{1_2,6_5,1} \cap_3 7_{6,1}; & 7_{1_2,1} \cap_3 7_{6_5,6,1}; & 7_{1_2,6_5} \cap_3 7_6; & 7_{1_2} \cap_3 7_{6_5,6} \\ 7_{6_5} \cap_3 7_{1_2,6}; & 7 \cap_3 7_{1_2,6_5,6}; & 7_{6_5,1} \cap_3 7_{1_2,6,1}; & 7_1 \cap_3 7_{1_2,6_5,6,1}. \end{array}$$

- $1_{1,2}$ and $1_{1_2,1,2}$: We refer to Figure 25 and 15.

$$\begin{array}{lll} 3_{6_5,1,4,4_5,2} \sim 3_{1_2,6_5,1,4,4_5,2}; & 3_{1,4_5,2} \sim 3_{1_2,1,4_5,2}; & 3_{1,4,4_5,2} \sim 3_{1_2,1,4,4_5,2}; \\ 3_{6_5,1,4,2} \sim 3_{1_2,6_5,1,4,2}; & 3_{1,2} \sim 3_{1_2,1,2}; & 3_{1,4,2} \sim 3_{1_2,1,4,2}; \\ 3_{6_5,6,1,4,4_5,2} \sim 3_{1_2,6_5,6,1,4,4_5,2}; & 3_{6,1,4_5,2} \sim 3_{1_2,6,1,4_5,2}; & 3_{6,1,4,4_5,2} \sim 3_{1_2,6,1,4,4_5,2}. \end{array}$$

Moreover we have:

$$7_{6_5,1} \cap_2 7_{1_2,6_5,1}; \quad 7_1 \cap_2 7_{1_2,1}; \quad 7_{6_5,6,1} \cap_2 7_{1_2,6_5,6,1}; \quad 7_{6,1} \cap_2 7_{1_2,6,1}.$$

□

4.3. The space R is a 1-cusped developable reflectofold. We conclude here the proof of Theorem 4.4.

Recall Definition 4.6 of the corner graphs G_3 and G_7 . We can now recover enough information about them.

Definition 4.9. Let \widetilde{G}_3 be the graph obtained by identifying the vertices of the adjacency graph of facets of type 3 of P by the relation \sim . Let \widetilde{G}_7 be the graph obtained by taking the adjacency graph of facets of type 7 of P and adding a labelled edge $(F, G; k)$, for every $F \cap_k G$ in Lemma 4.8.

| | | | | | | | | |
|--------------------------------|---|---|---|---|---|---|---|---|
| 3 | 1 | 2 | 3 | | 3 | | | |
| 3 ₂ | 2 | 1 | | 3 | | 3 | | |
| 3 _{4₅} | 3 | | 1 | 2 | | | 3 | |
| 3 _{4₅,2} | | 3 | 2 | 1 | | | | 3 |
| 3 ₄ | 3 | | | | 1 | 2 | 3 | |
| 3 _{4,2} | | 3 | | | 2 | 1 | | 3 |
| 3 _{4,4₅} | | | 3 | | 3 | | 1 | 2 |
| 3 _{4,4₅,2} | | | | 3 | | 3 | 2 | 1 |

| | | | | | | | | |
|--------------------------------|---|---|---|---|---|---|---|---|
| 7 | 1 | 2 | 3 | | 3 | | | |
| 7 ₁ | 2 | 1 | | 3 | | 3 | | |
| 7 ₆ | 3 | | 1 | 2 | | | 3 | |
| 7 _{6,1} | | 3 | 2 | 1 | | | | 3 |
| 7 _{6₅} | 3 | | | | 1 | 2 | 3 | |
| 7 _{6₅,1} | | 3 | | | 2 | 1 | | 3 |
| 7 _{6₅,6} | | | 3 | | 3 | | 1 | 2 |
| 7 _{6₅,6,1} | | | | 3 | | 3 | 2 | 1 |

TABLE 1. Type-3 and type-7 adjacency matrices of R_T .

Proposition 4.10. *The corner graph G_3 is a subgraph of \widetilde{G}_3 . More specifically, the vertices of the two graphs are the same, while if two vertices of \widetilde{G}_3 have m edges connecting them with label l , in G_3 we have n edges with label l between the corresponding vertices, with $1 \leq n \leq m$.*

Proof. The vertices of \widetilde{G}_3 coincide with the ones of G_3 by Lemma 4.8.

Let $\overline{3}_X = \{3_{X_1}, \dots, 3_{X_k}\}$ and $\overline{3}_Y = \{3_{Y_1}, \dots, 3_{Y_k}\}$ be two equivalence classes of type-3 facets of P . By construction, for every ridge between two facets 3_{X_i} and 3_{Y_j} with dihedral angle $\frac{\pi}{k}$, there is an edge in \widetilde{G}_3 between the vertices $\overline{3}_X$ and $\overline{3}_Y$ with label k .

By Lemma 4.7 a type-(3,3) corner of R is the image through p of a union of some type-(3,3) ridges of P . Hence if the image through p of the union of r ridges is a single corner between the facets $\overline{3}_X$ and $\overline{3}_Y$ in R , then in G_3 we have one edge between $\overline{3}_X$ and $\overline{3}_Y$; while in \widetilde{G}_3 we have r edges between them. It is easy to check that these r edges have the same label associated (by checking the adjacency graph of P in Table 12 and 13, and the results of Lemma 4.8). \square

Proposition 4.11. *The corner graph G_7 is equal to \widetilde{G}_7 .*

Proof. The vertices of \widetilde{G}_7 coincide with the ones of G_7 by Lemma 4.5. By Lemma 4.7 the edges of G_7 are the ones of \widetilde{G}_7 . \square

It is easy to verify (by checking the adjacency matrices of P in Table 12 and 13, and the results of Lemma 4.8) that \widetilde{G}_3 and \widetilde{G}_7 have no loop (an edge connecting one vertex to itself) and if two vertices have more than one edge connecting them, all these edges have the same label. Hence it makes sense to define the adjacency matrices of R .

Definition 4.12. For $i = 3, 7$, the *type- i adjacency matrix* of R is the matrix where in the entry corresponding to the type- i facet A and B we put 1 if $A = B$, we put 0 if $A \cap B = \emptyset$, we put k if the dihedral angle at the corners of $A \cap B$ is $\frac{\pi}{k}$ and we put $\underline{\alpha}$ if the dihedral angle at the corners of $A \cap B$ is $\alpha \neq \frac{\pi}{k}$, for every k .

One could also obtain the adjacency matrix of R , but we are only interested in the type-3 and type-7 ones, which are the submatrices corresponding to the facets of type 3 and of type 7, respectively.

Proposition 4.13. *For $i = 3, 7$, the type- i adjacency matrix of R is in Tables 1, 2, 3 and 4.*

Proof. By Proposition 4.10 and 4.11, if \widetilde{G}_i has at least one edge with label l between the vertices A and B , then in the matrix the entry between A and B is l . If in \widetilde{G}_i there is no edge between A and B , then there is a 0 in the corresponding entry. \square

Proposition 4.14. *The space R is a finite-volume reflectofold.*

Proof. The dihedral angles at the type-(3,3) and type-(7,7) corners of R are all of the form $\frac{\pi}{k}$ since in Tables 1, 2, 3 and 4 there are not underlined labels. Every type-(3,7) ridge of P has dihedral angle $\frac{\pi}{2}$ by Proposition 3.12 (since the dihedral angle between **3** and **7** in P_0 is $\frac{\pi}{2}$). Hence, by Lemma 4.7, also every type-(3,7) corner of R has dihedral angle $\frac{\pi}{2}$. By Lemma 4.7, this runs out all the corners of R .

| | | | | | | | | |
|--------------------------------|---|---|---|---|---|---|---|---|
| 3 | 1 | 2 | 3 | | 3 | | | |
| 3 ₂ | 2 | 1 | | 3 | | 3 | | |
| 3 _{4₅} | 3 | | 1 | 2 | | | 3 | |
| 3 _{4_{5,2}} | | 3 | 2 | 1 | | | | 3 |
| 3 ₄ | 3 | | | | 1 | 2 | 3 | |
| 3 _{4,2} | | 3 | | | 2 | 1 | | 3 |
| 3 _{4,4₅} | | | 3 | | 3 | | 1 | 2 |
| 3 _{4,4_{5,2}} | | | | 3 | | 3 | 2 | 1 |

TABLE 2. Type-3 and type-7 adjacency matrices of $R_{\frac{1}{2}}$.

| | | | | | | | | | |
|--------------------------------|---|---|---|---|---|---|---|---|---|
| 7 | 1 | 2 | 3 | | 3 | | | 2 | |
| 7 ₁ | 2 | 1 | | 3 | | 3 | 2 | | |
| 7 ₆ | 3 | | 1 | 2 | | 2 | 3 | | |
| 7 _{6,1} | | 3 | 2 | 1 | 2 | | | 3 | |
| 7 _{6₅} | 3 | | | 2 | 1 | 2 | 3 | | |
| 7 _{6_{5,1}} | | 3 | 2 | | 2 | 1 | | 3 | |
| 7 _{6_{5,6}} | | | 2 | 3 | | 3 | | 1 | 2 |
| 7 _{6_{5,6,1}} | 2 | | | 3 | | 3 | 2 | 1 | |

| | | | | | | | | |
|--------------------------------|---|---|---|---|---|---|---|---|
| 3 | 1 | 2 | 3 | | 3 | | | |
| 3 ₂ | 2 | 1 | | 3 | | 3 | | |
| 3 _{4₅} | 3 | | 1 | 2 | | 2 | 3 | |
| 3 _{4_{5,2}} | | 3 | 2 | 1 | 2 | | | 3 |
| 3 ₄ | 3 | | | 2 | 1 | 2 | 3 | |
| 3 _{4,2} | | 3 | 2 | | 2 | 1 | | 3 |
| 3 _{4,4₅} | | | 3 | | 3 | | 1 | 2 |
| 3 _{4,4_{5,2}} | | | | 3 | | 3 | 2 | 1 |

TABLE 3. Type-3 and type-7 adjacency matrices of $R_{\frac{1}{4}}$.

| | | | | | | | | |
|--------------------------------|---|---|---|---|---|---|---|---|
| 7 | 1 | 2 | 3 | 2 | 3 | | | |
| 7 ₁ | 2 | 1 | | 3 | 2 | 3 | | |
| 7 ₆ | 3 | | 1 | 2 | | | 3 | 2 |
| 7 _{6,1} | 2 | 3 | 2 | 1 | | | | 3 |
| 7 _{6₅} | 3 | 2 | | | 1 | 2 | 3 | |
| 7 _{6_{5,1}} | | 3 | | | 2 | 1 | 2 | 3 |
| 7 _{6_{5,6}} | | | 3 | | 3 | 2 | 1 | 2 |
| 7 _{6_{5,6,1}} | | | 2 | 3 | | 3 | 2 | 1 |

We show that R is locally a Coxeter polytope. The faces of P induce a natural stratification of R in closed strata. We have that R is locally modelled on \mathbb{H}^n near the non-compact strata and far from the compact strata, since its end is isometric to a cusp (with section a flat, closed manifold) by construction. We have that R is locally a Coxeter polytope near the compact strata since we have proved that the angle corresponding to the corners are in the form $\frac{\pi}{k}$.

Moreover, R is complete by construction, since we glued using reflections through copies of the facets of P_0 . Hence R is a reflectofold. Finally, the polytope P is tessellated into a finite number of copies of P_0 , which has finite volume, hence also R has finite volume. \square

Proposition 4.15. *The reflectofold R is 1-cusped, has compact, non-empty boundary and is orientable. Moreover, the cusp of $R_T, R_{\frac{1}{2}}, R_{\frac{1}{4}}, R_{HW}$ has section, the 3-torus, the $\frac{1}{2}$ -twist manifold, the $\frac{1}{4}$ -twist manifold, the Hantzsche-Wendt manifold, respectively.*

Proof. The boundary of R is the image of the union of the facets of P that we do not glue. Since these facets are of type 3 or 7, that are compact, the boundary of R is compact (and non-empty).

Since by construction we glued P in a way that this induces a gluing of the link L_7 (of the only ideal vertex) to form the 3-torus, the $\frac{1}{2}$ -twist manifold, the $\frac{1}{4}$ -twist manifold, the space R has exactly one cusp with the requested section.

Finally, the space R is orientable, since it is homeomorphic to $E \times [0, 1)$, where E is the cusp section, which is orientable. \square

Proposition 4.16. *The reflectofold R is developable.*

Proof. Since the graph \widetilde{G}_i has no loops, also the corner graph G_i has no loops, for $i = 3, 7$, by Proposition 4.10 and Proposition 4.11. Hence R satisfies (EF).

Moreover, R satisfies (AC):

- If two facets F and G both of type 3 (or 7) intersect, then the dihedral angles of all the corners in $F \cap G$ coincide; indeed, as already stated, in \widetilde{G}_3 (or \widetilde{G}_7), and hence in G_3 (or G_7), if two vertices have more than one edge connecting them, all these edges have the same label.

| | | | | | | | | | | | | | | | | |
|----------------------------------|---|---|---|---|---|---|---|---|---|---|---|---|---|---|---|-----|
| 3 | 1 | 2 | 3 | | 2 | | 3 | | | 3 | 3 | | | | | |
| 3 ₂ | 2 | 1 | | 2 | | 3 | | 3 | | | | 3 | | | | |
| 3 ₄ | 3 | | 1 | 3 | | 2 | | | 3 | | 3 | | | | | |
| 3 _{1₂} | | 2 | 3 | 1 | 2 | | 3 | | | | 3 | 3 | | | | |
| 3 _{1,2} | 2 | | | 2 | 1 | 3 | | | | | | | 3 | | 3 | |
| 3 _{4,2} | | 3 | 2 | | 3 | 1 | | | | | | 2 | | 3 | | 3 |
| 3 _{4₅} | 3 | | | 3 | | | 1 | 2 | 3 | | | | | | 2 | |
| 3 _{4₅,2} | | 3 | | | | | 2 | 1 | | 2 | | | | | | 3 3 |
| 3 _{4,4₅} | | | 3 | | | | 3 | | 1 | | 3 | | | | | 2 2 |
| 3 _{6,4₅} | 3 | | | 3 | | | | 2 | | 1 | | 3 | 2 | | | |
| 3 _{6₅,4} | 3 | | 3 | 3 | | 2 | | | 3 | | | 1 | 2 | | | |
| 3 _{6₅,4,2} | | 3 | | | 3 | | | | | | | 2 | 1 | | | 3 3 |
| 3 _{6,4,4₅} | | | | | | 3 | | | | 3 | | | | 1 | | 2 2 |
| 3 _{1,4₅,2} | | | | | 3 | | 2 | | | 2 | | | | | 1 | 3 3 |
| 3 _{4,4₅,2} | | | | | | | | 3 | 2 | | | | 3 | 2 | 3 | 1 3 |
| 3 _{1,4,4₅,2} | | | | | | 3 | | 3 | 2 | | | | 3 | 2 | 3 | 3 1 |

| | | | | | | | | | | | | | | | | |
|--|---|---|---|---|---|---|---|---|---|---|---|---|---|---|---|-----|
| 7 | 1 | 2 | 3 | | 3 | | | | 2 | | | 3 | | | 3 | |
| 7 ₁ | 2 | 1 | | 3 | | 3 | | | | 2 | 3 | | | | | 3 |
| 7 ₆ | 3 | | 1 | 2 | | | 3 | | | 3 | 2 | | 3 | | | |
| 7 _{6,1} | | 3 | 2 | 1 | | | | 3 | 3 | | | 2 | | 3 | | |
| 7 _{6₅} | 3 | | | | 1 | 2 | 3 | | | | | 3 | | 2 | | 3 |
| 7 _{6₅,1} | | 3 | | | 2 | 1 | | 3 | | | | | 3 | | 2 | 3 |
| 7 _{6₅,6} | | | 3 | | 3 | | 1 | 2 | 3 | | | | | | 3 | 2 |
| 7 _{6₅,6,1} | | | | 3 | | 3 | 2 | 1 | | 3 | | | | 3 | | 2 |
| 7 _{1₂} | 2 | | | 3 | | | 3 | | 1 | 2 | 3 | | 3 | | | |
| 7 _{1₂,1} | | 2 | 3 | | | | | 3 | 2 | 1 | | 3 | | | 3 | |
| 7 _{1₂,6} | | | 3 | 2 | | 3 | | | | 3 | | 1 | 2 | | | 3 |
| 7 _{1₂,6,1} | 3 | | | | 2 | 3 | | | | | 3 | 2 | 1 | | | 3 |
| 7 _{1₂,6₅} | | | 3 | | 2 | | | 3 | 3 | | | | | 1 | 2 | 3 |
| 7 _{1₂,6₅,1} | | | | 3 | | 2 | 3 | | | | 3 | | | 2 | 1 | 3 |
| 7 _{1₂,6₅,6} | 3 | | | | | 3 | 2 | | | | | 3 | | | 3 | 1 2 |
| 7 _{1₂,6₅,6,1} | | 3 | | | 3 | | | 2 | | | | | 3 | | 3 | 2 1 |

TABLE 4. Type-3 and type-7 adjacency matrices of R_{HW} .

- Every type-(3, 7) ridge of P has dihedral angle $\frac{\pi}{2}$ by Proposition 3.12 (since the dihedral angle between **3** and **7** in P_0 is $\frac{\pi}{2}$). Hence, by Lemma 4.7, also every type-(3, 7) corner of R has dihedral angle $\frac{\pi}{2}$. □

Putting together Proposition 4.15, Proposition 4.14 and Proposition 4.16, we have proved Theorem 4.4. Putting together Theorem 4.4 and Corollary 2.4, we have proved Theorem 1.1.

TABLES AND FIGURES

For reasons of space, we collect here the information (I2) on P_n for $n = 0, \dots, 8$, and the information (I3) on P_n for $n = 2, \dots, 8$.

| | |
|---|---|
| 3 | 1 |
|---|---|

| | |
|---|---|
| 7 | 1 |
|---|---|

TABLE 5. Type-3 and type-7 adjacency matrices of P_0 .

| | |
|---|---|
| 3 | 1 |
|---|---|

| | |
|---|---|
| 7 | 1 |
|---|---|

TABLE 6. Type-3 and type-7 adjacency matrices of P_1 .

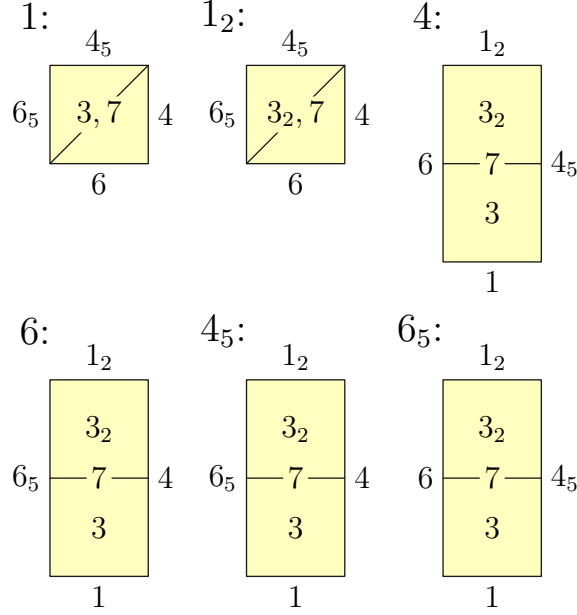


FIGURE 16. The facets of L_2 .

| | | |
|-----|---|---|
| 3 | 1 | 2 |
| 3_2 | 2 | 1 |

| | |
|---|---|
| 7 | 1 |
|---|---|

TABLE 7. Type-3 and type-7 adjacency matrices of P_2 .

| | | | | |
|---------|---|---|---|---|
| 3 | 1 | 2 | 3 | |
| 3_2 | 2 | 1 | | 3 |
| 3_4_5 | 3 | | 1 | 2 |
| 3_4_5,2 | | 3 | 2 | 1 |

| | |
|---|---|
| 7 | 1 |
|---|---|

TABLE 8. Type-3 and type-7 adjacency matrices of P_3 .

| | | | | | | | | |
|-----------|---|---|---|---|---|---|---|---|
| 3 | 1 | 2 | 3 | | 3 | | | |
| 3_2 | 2 | 1 | | 3 | | 3 | | |
| 3_4_5 | 3 | | 1 | 2 | | | 3 | |
| 3_4_5,2 | | 3 | 2 | 1 | | | | 3 |
| 3_4 | 3 | | | | 1 | 2 | 3 | |
| 3_4,2 | | 3 | | | 2 | 1 | | 3 |
| 3_4,4_5 | | | 3 | | 3 | | 1 | 2 |
| 3_4,4_5,2 | | | | 3 | | 3 | 2 | 1 |

| | |
|---|---|
| 7 | 1 |
|---|---|

TABLE 9. Type-3 and type-7 adjacency matrices of P_4 .

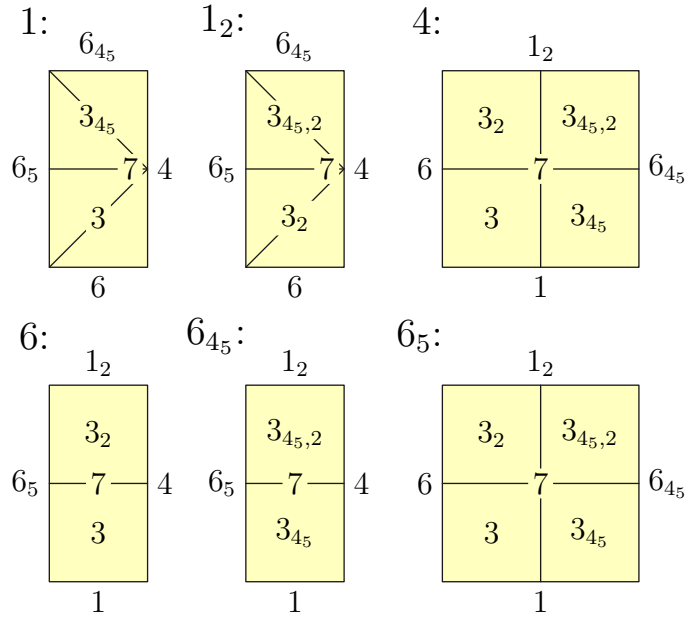


FIGURE 17. The facets of L_3

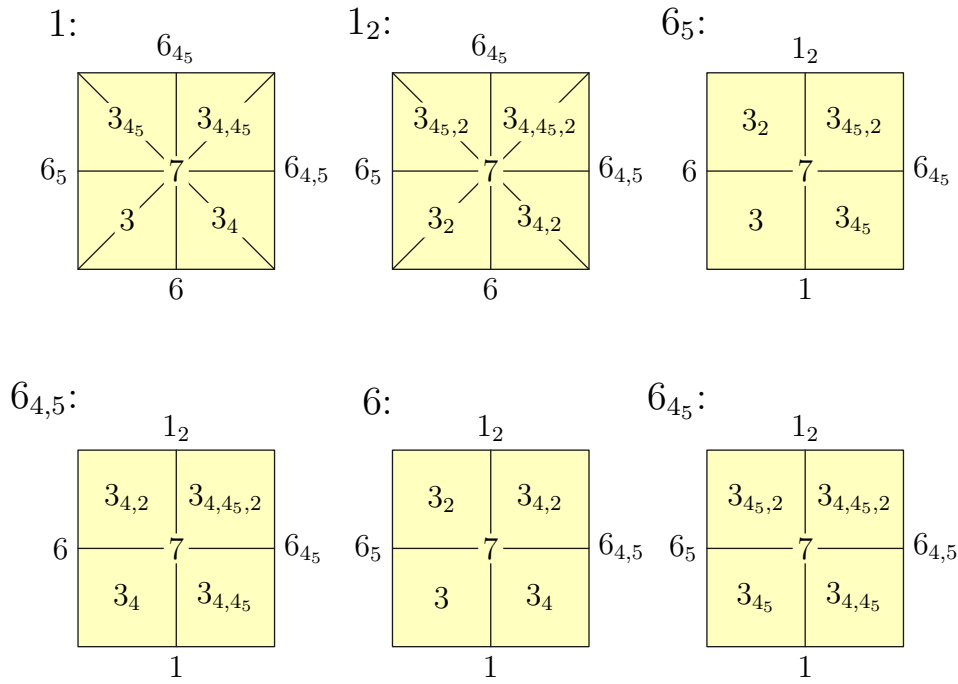


FIGURE 18. The facets of L_4 .

| | | | | | | | | | | | | | |
|-----------------|---|---|---|---|---|---|---|---|---|---|---|---|---|
| 3 | 1 | 2 | 3 | | 3 | | | | 3 | | | | |
| 3_2 | 2 | 1 | | 3 | | 3 | | | | | | | |
| 3_{4_5} | 3 | | 1 | 2 | | | 3 | | | 3 | | | |
| $3_{4_5,2}$ | | 3 | 2 | 1 | | | | 3 | | | | | |
| 3_4 | 3 | | | | 1 | 2 | 3 | | | | | 2 | |
| $3_{4,2}$ | | 3 | | | 2 | 1 | | 3 | | | | | |
| $3_{4,4_5}$ | | | 3 | | 3 | | 1 | 2 | | | | | 2 |
| $3_{4,4_5,2}$ | | | | 3 | | 3 | 2 | 1 | | | | | |
| $3_{1,2}$ | 3 | | | | | | | | 1 | 3 | 3 | | |
| $3_{1,4_5,2}$ | | | 3 | | | | | | 3 | 1 | | 3 | |
| $3_{1,4,2}$ | | | | | 2 | | | | 3 | | 1 | 3 | |
| $3_{1,4,4_5,2}$ | | | | | | | 2 | | | 3 | 3 | 1 | |

| | | |
|-------|---|---|
| 7 | 1 | 2 |
| 7_1 | 2 | 1 |

TABLE 10. Type-3 and type-7 adjacency matrices of P_5 .

| | | | | | | | | | | | | | | | | |
|-------------------|---|---|---|---|---|---|---|---|---|---|---|---|---|---|---|---|
| 3 | 1 | 2 | 3 | | 3 | | | | 3 | | | | | | | |
| 3_2 | 2 | 1 | | 3 | | 3 | | | | | | 3 | | | | |
| 3_{4_5} | 3 | | 1 | 2 | | | 3 | | | 3 | | | | | | |
| $3_{4_5,2}$ | | 3 | 2 | 1 | | | | 3 | | | | | | | | |
| 3_4 | 3 | | | | 1 | 2 | 3 | | | 2 | | | | 3 | | |
| $3_{4,2}$ | | 3 | | | 2 | 1 | | 3 | | | | | | | 3 | |
| $3_{4,4_5}$ | | | 3 | | 3 | | 1 | 2 | | | 2 | | | | | |
| $3_{4,4_5,2}$ | | | | 3 | | 3 | 2 | 1 | | | | | | | | |
| $3_{1,2}$ | 3 | | | | | | | | 1 | 3 | 3 | | | | | 3 |
| $3_{1,4_5,2}$ | | | 3 | | | | | | 3 | 1 | | 3 | | | | |
| $3_{1,4,2}$ | | | | | 2 | | | | 3 | | 1 | 3 | | | | 3 |
| $3_{1,4,4_5,2}$ | | | | | | 2 | | | | 3 | 3 | 1 | | | | |
| $3_{6,4_5}$ | 3 | | | | | | | | | | 1 | 2 | 3 | | 3 | |
| $3_{6,4_5,2}$ | | 3 | | | | | | | | | 2 | 1 | | 3 | | |
| $3_{6,4,4_5}$ | | | | | 3 | | | | | | 3 | | 1 | 2 | | 3 |
| $3_{6,4,4_5,2}$ | | | | | | 3 | | | | | | 3 | 2 | 1 | | |
| $3_{6,1,4_5,2}$ | | | | | | | | 3 | | | 3 | | | | 1 | 3 |
| $3_{6,1,4,4_5,2}$ | | | | | | | | | 3 | | | | 3 | | 3 | 1 |

| | | | | |
|-----------|---|---|---|---|
| 7 | 1 | 2 | 3 | |
| 7_1 | 2 | 1 | | 3 |
| 7_6 | 3 | | 1 | 2 |
| $7_{6,1}$ | | 3 | 2 | 1 |

TABLE 11. Type-3 and type-7 adjacency matrices of P_6 .

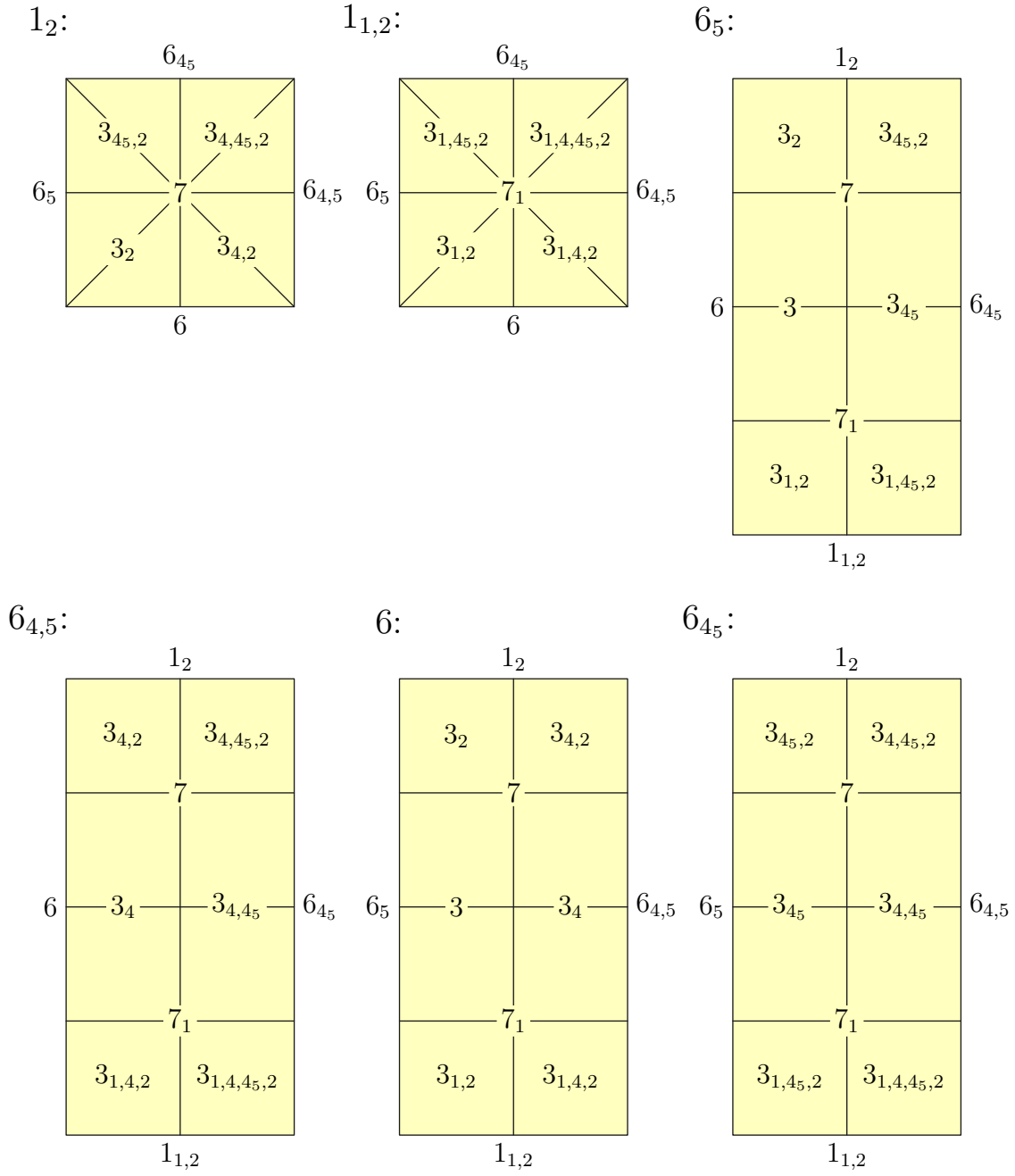


FIGURE 19. The facets of L_5 .

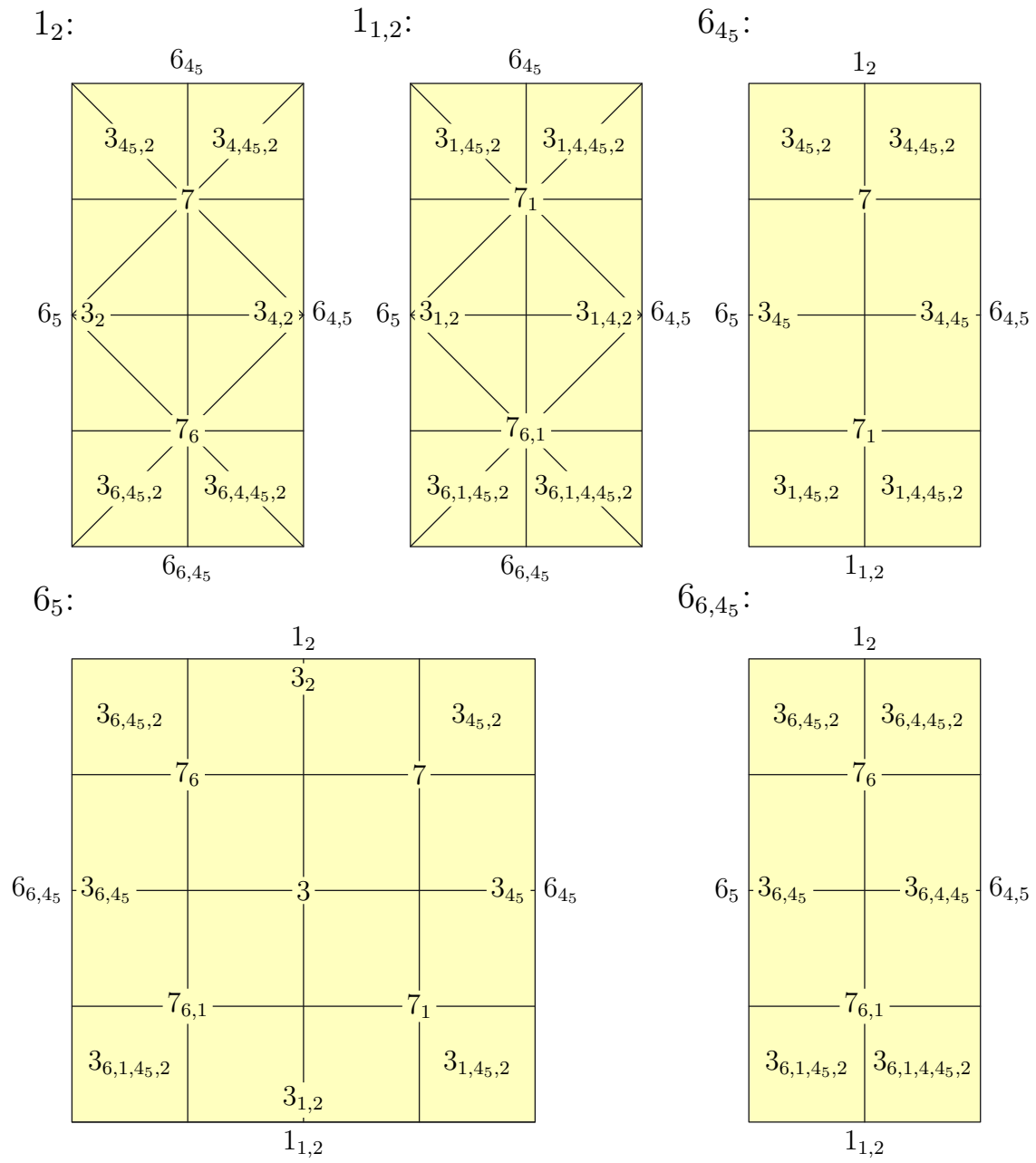


FIGURE 20. Some facets of L_6 .

$6_{4,5}$:

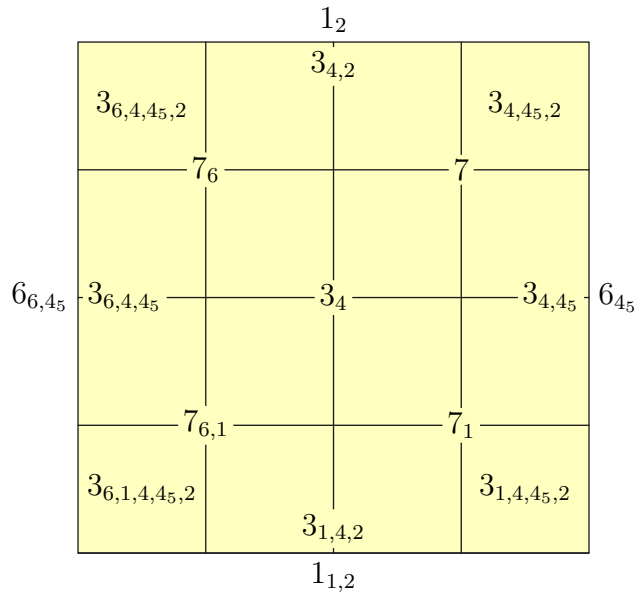
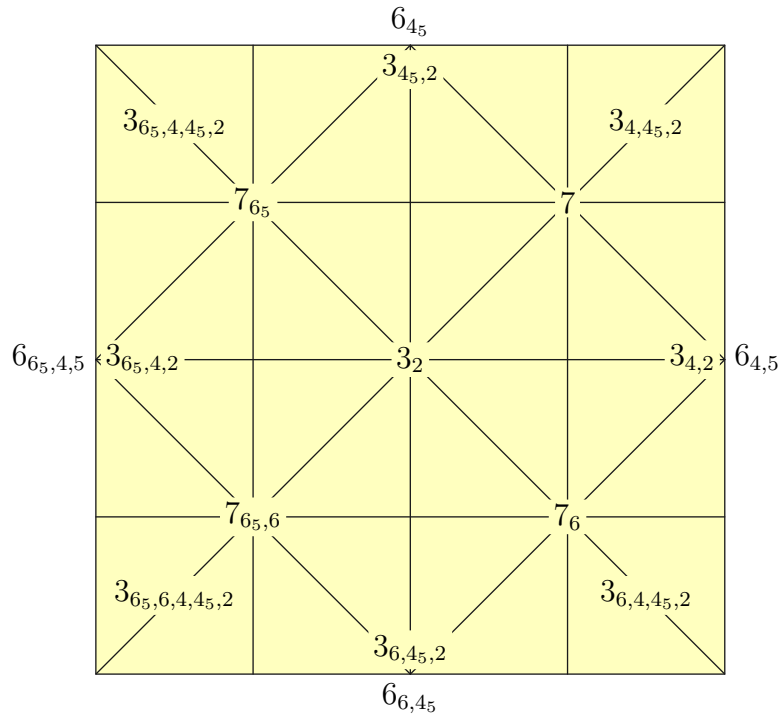


FIGURE 21. A facet of L_6 .

1_2 :



$1_{1,2}$:

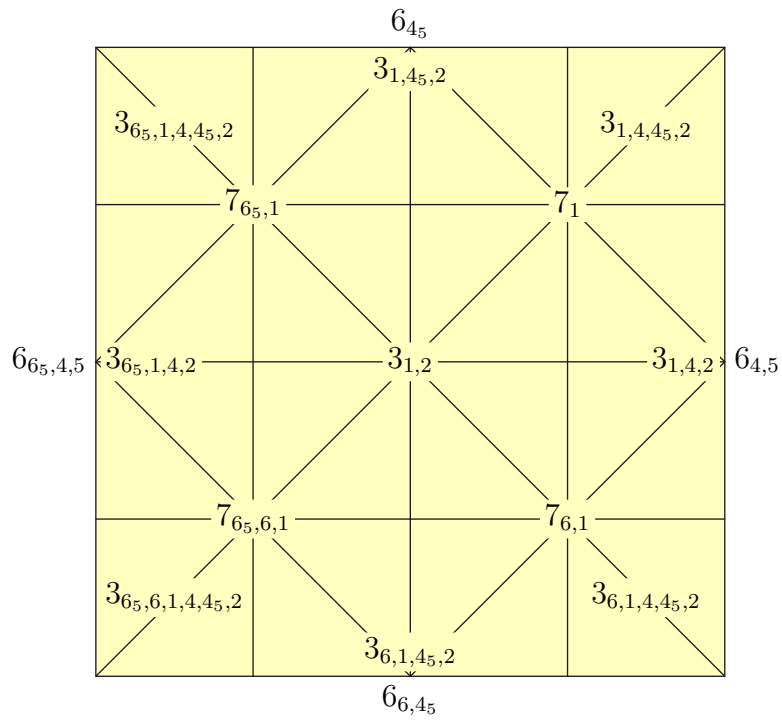
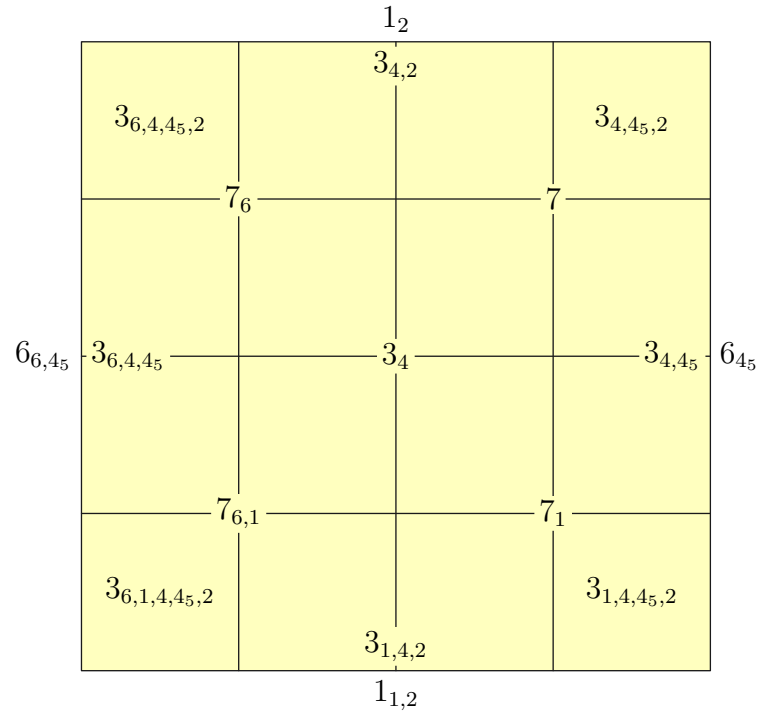
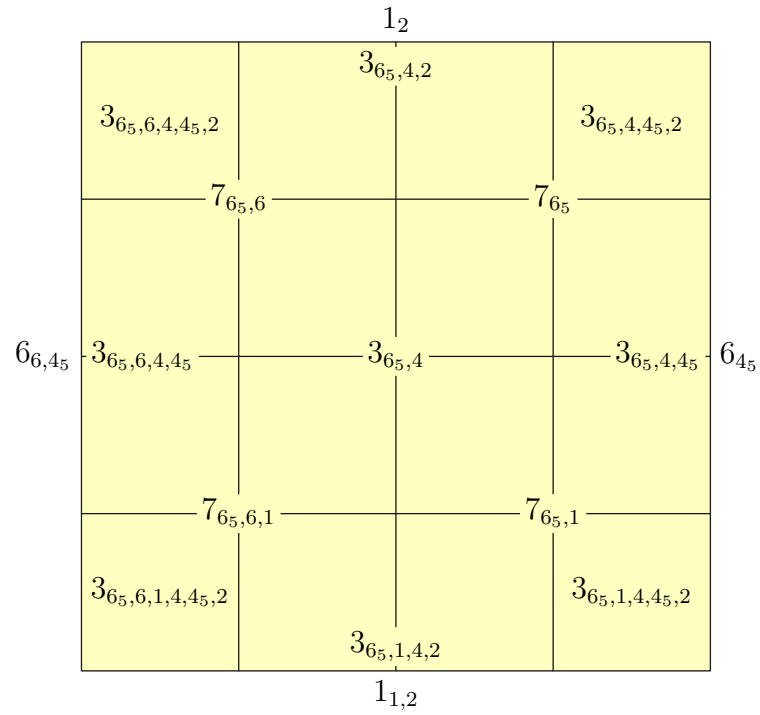
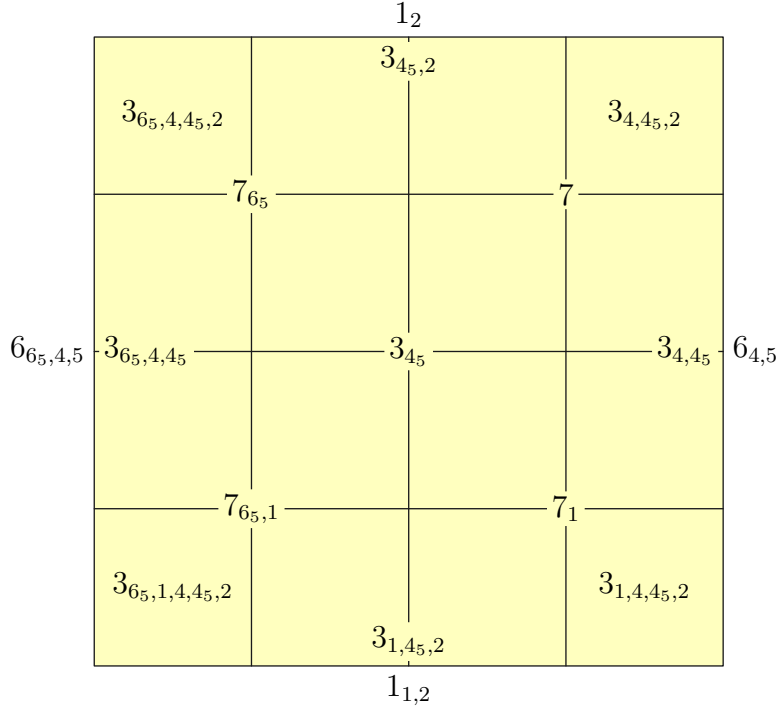


FIGURE 22. Some facets of L_7 .

$6_{4,5}$: $6_{65,4,5}$:FIGURE 23. Some facets of L_7 .

6_{4_5} :



$6_{6,4_5}$:

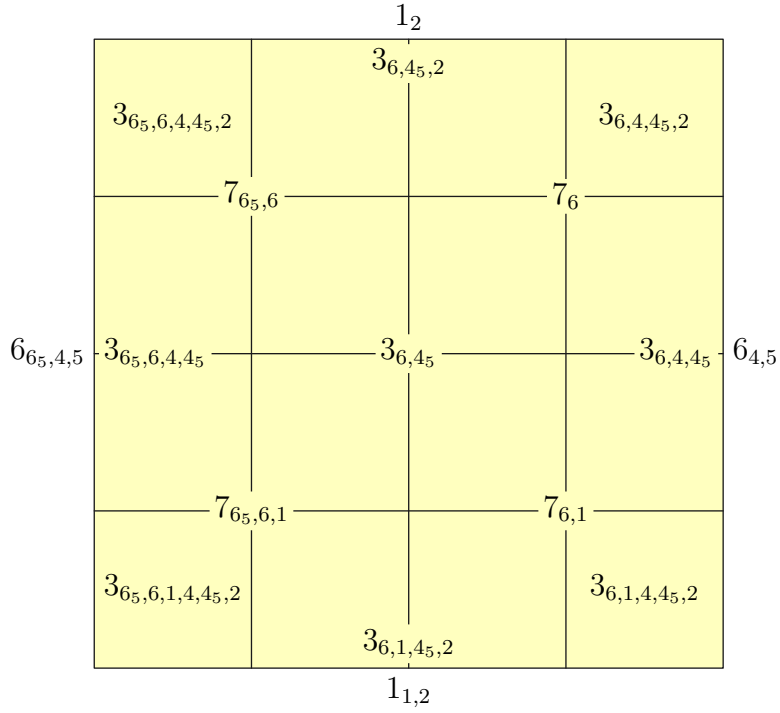
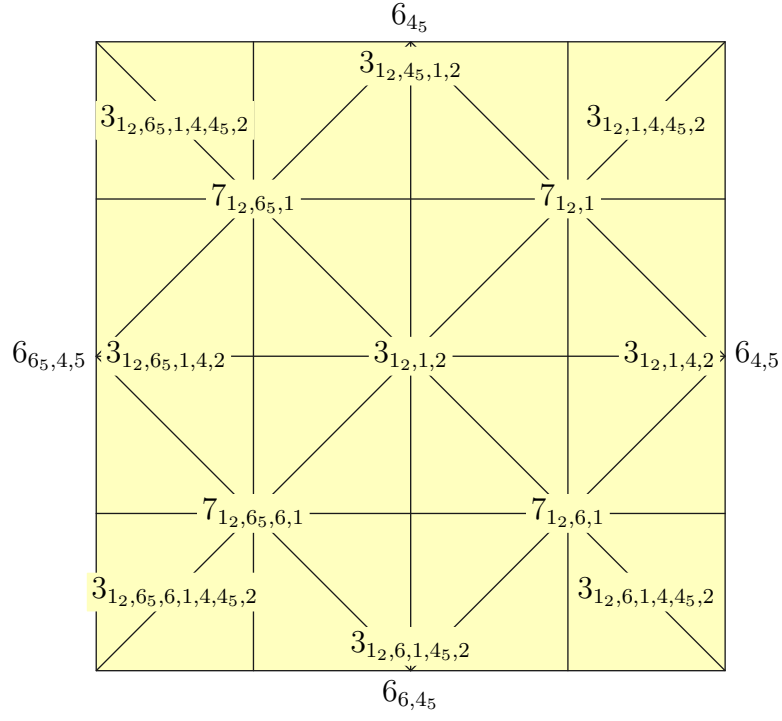


FIGURE 24. Some facets of L_7 .

$1_{12,1,2}$:



$1_{1,2}$:

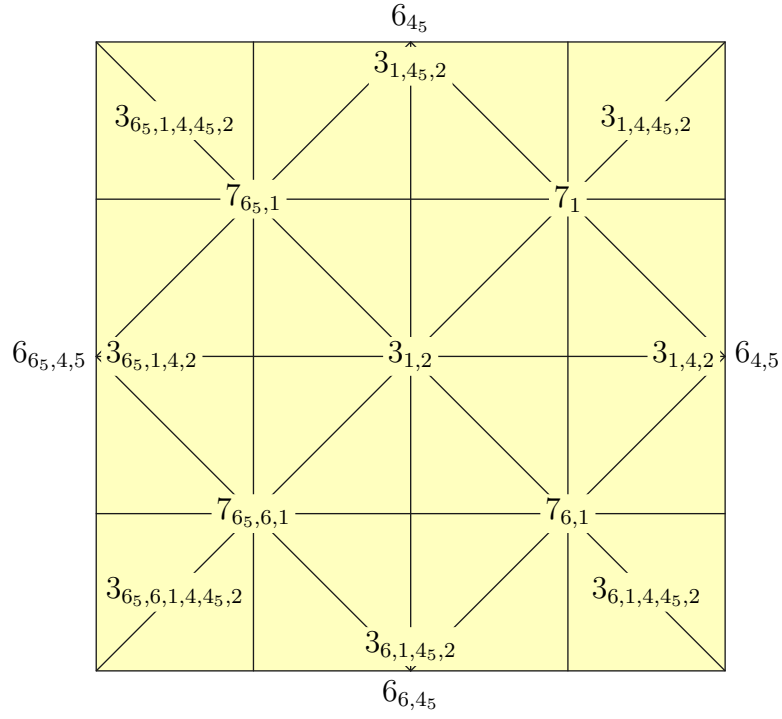
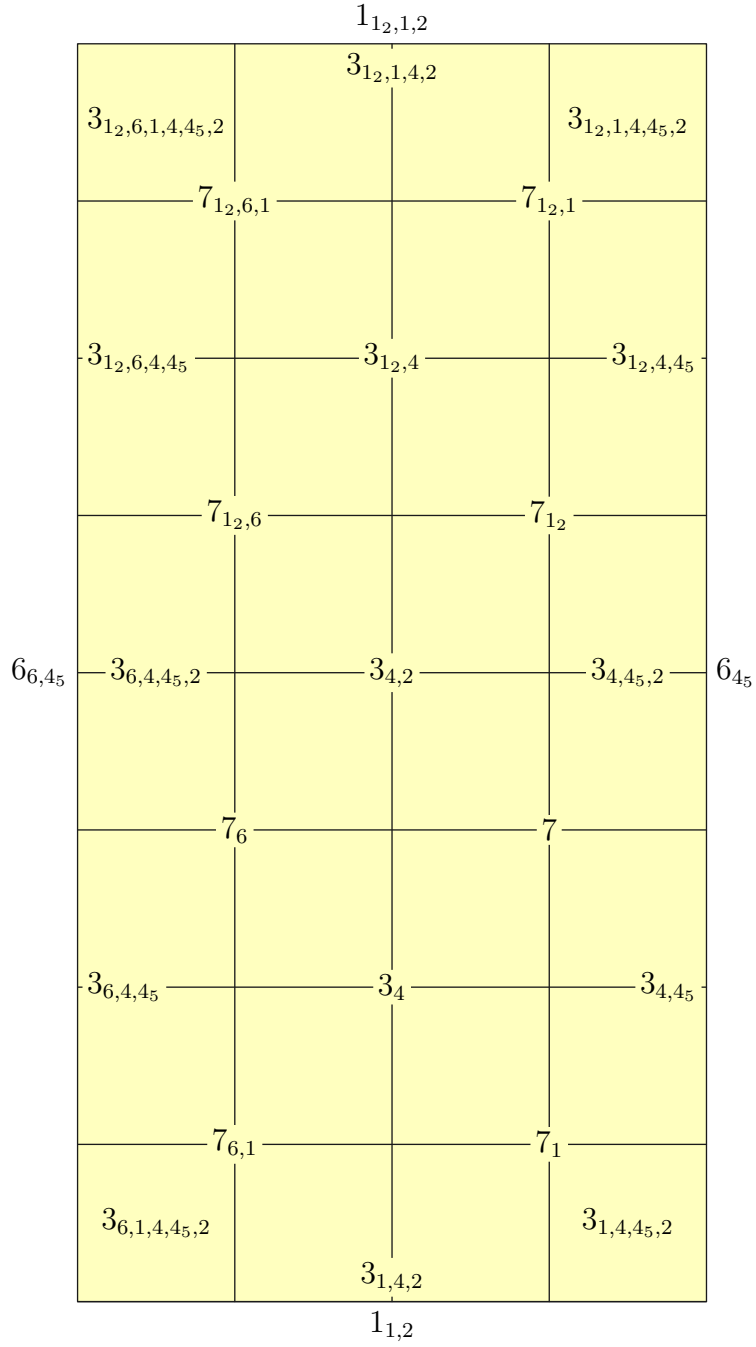


FIGURE 25. Some facets of L_8 .

$6_{4,5}$:FIGURE 26. A facet of L_8 .

$6_{6_5,4,5}$:

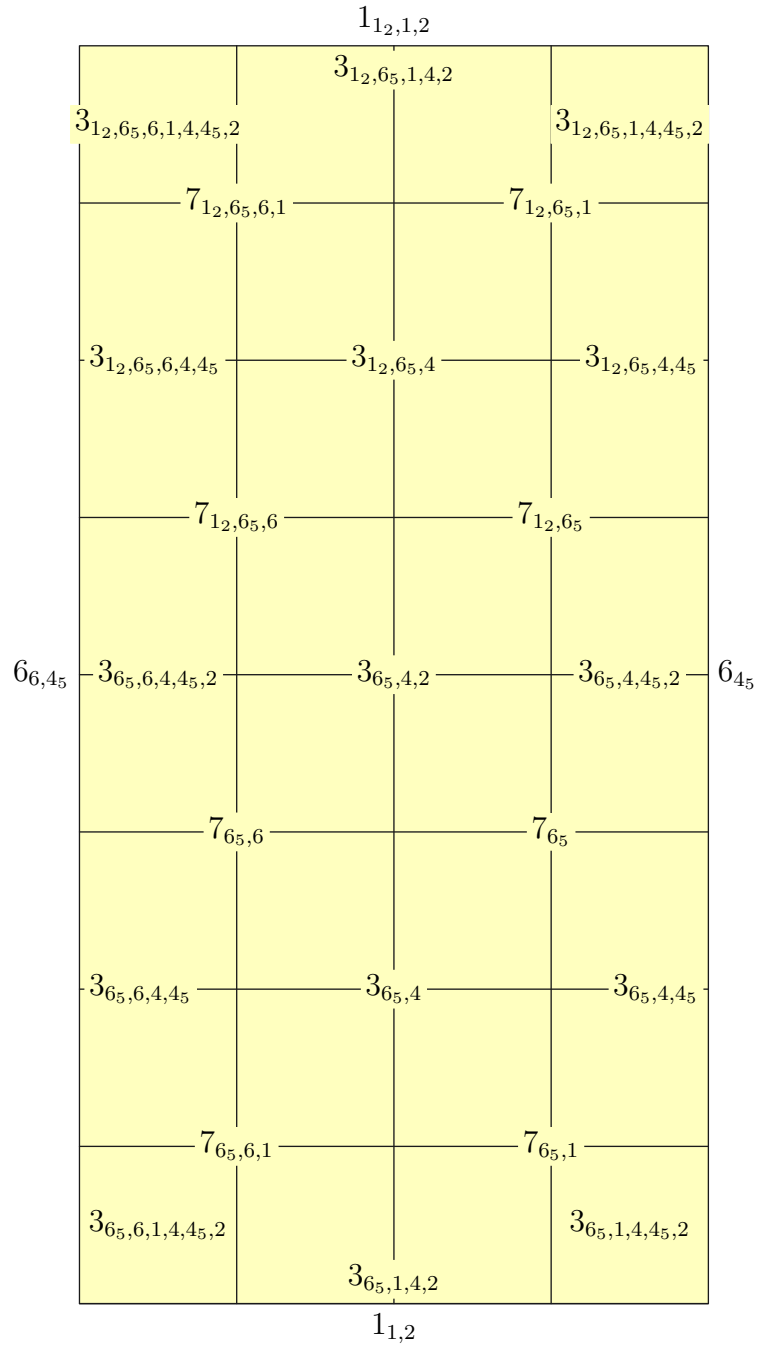
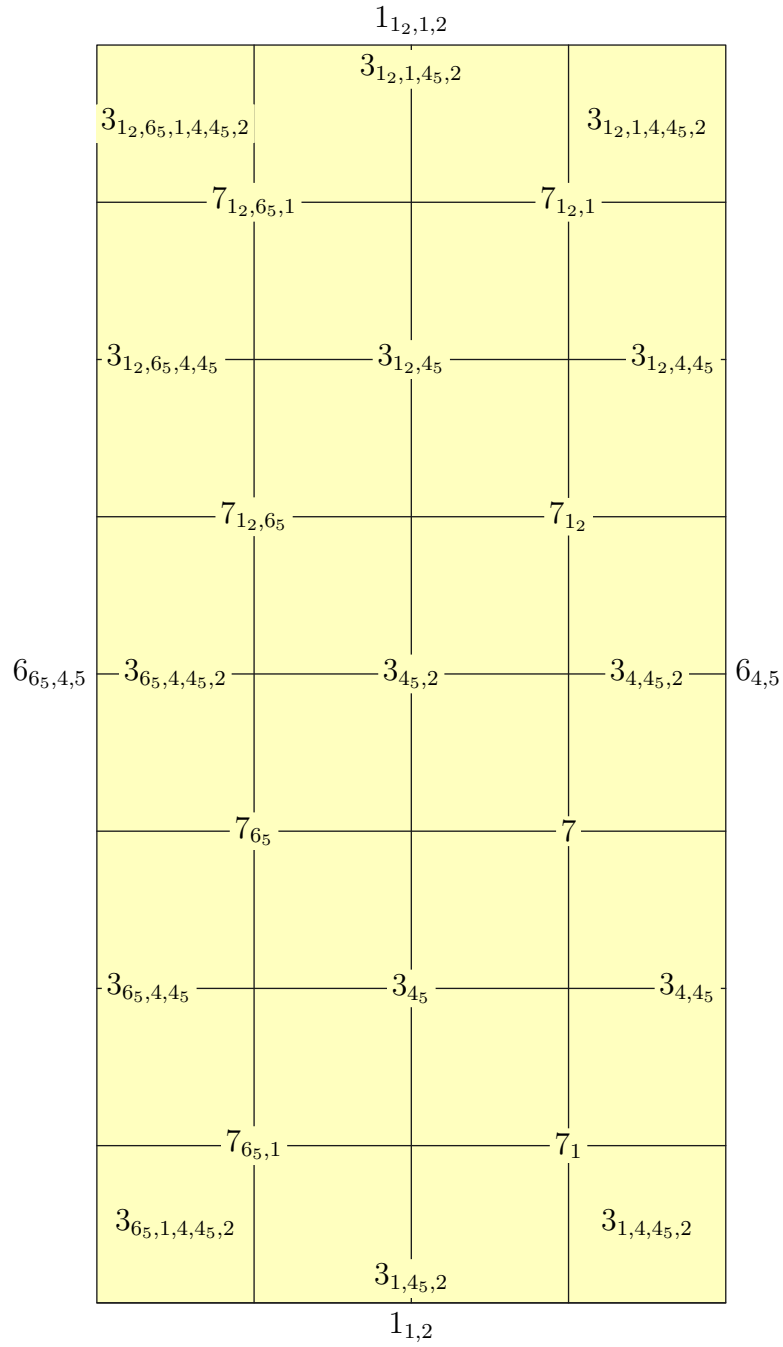


FIGURE 27. A facet of L_8 .

6_{45} :FIGURE 28. A facet of L_8 .

$6_{6,45}$:

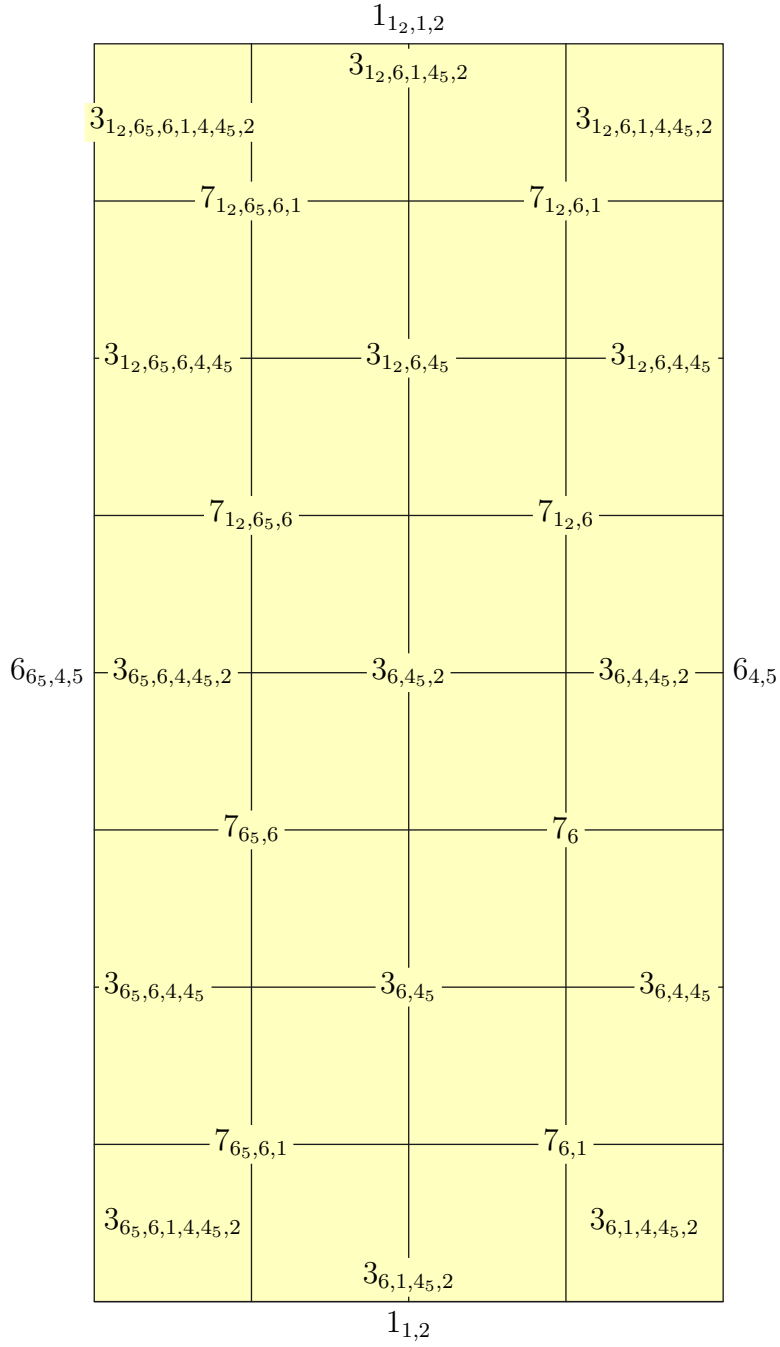


FIGURE 29. A facet of L_8 .

REFERENCES

- [CD95] R. M. Charney and M. W. Davis. Strict hyperbolization. *Topology*, 34(2):329–350, 1995.
- [Dav12] M. W. Davis. *The Geometry and Topology of Coxeter Groups*. Princeton University Press, 2012. London Mathematical Society Monographs, volume 32.
- [FKS21] L. Ferrari, A. Kolpakov, and L. Slavich. Cusps of hyperbolic 4-manifolds and rational homology spheres. *Proc. Lond. Math. Soc.*, 6(3):636–648, 2021.
- [IH90] H.-C. Im Hof. Napier cycles and hyperbolic Coxeter groups. *Bull. Soc. Math. Belg. Sér. A*, 42(3):523–545, 1990.
- [KM13] A. Kolpakov and B. Martelli. Hyperbolic four-manifolds with one cusp. *Geom. Funct. Anal.*, 23(6):1903–1933, 2013.
- [KS16] A. Kolpakov and L. Slavich. Hyperbolic 4-manifolds, colourings and mutations. *Proc. Lond. Math. Soc.*, 113(2):163–184, 2016.
- [LR00] D. D. Long and A. W. Reid. On the geometric boundaries of hyperbolic 4-manifolds. *Geom. Topol.*, 4(1):171–178, 2000.
- [LR02] D. D. Long and A. W. Reid. All flat manifolds are cusps of hyperbolic orbifolds. *Algebr. Geom. Topol.*, 2(1):285–296, 2002.
- [Mar18] B. Martelli. Hyperbolic four-manifolds. In *Handbook of group actions. Vol. III*, volume 40 of *Adv. Lect. Math. (ALM)*, pages 37–58. Int. Press, Somerville, MA, 2018.
- [Mar23] B. Martelli. *An introduction to Geometric Topology*. CreateSpace Independent Publishing Platform, 2023. Version 3.
- [McR04] D. B. McReynolds. Peripheral separability and cusps of arithmetic hyperbolic orbifolds. *Algebr. Geom. Topol.*, 4(2):721–755, 2004.
- [McR09] D. B. McReynolds. Controlling manifold covers of orbifolds. *Math. Res. Lett.*, 16(4):651–662, 2009.
- [Nie98] B. E. Niemi. All flat three-manifolds appear as cusps of hyperbolic four-manifolds. *Topology and its Appl.*, 90:109–133, 1998.
- [Pro86] M. N. Prokhorov. Absence of discrete groups of reflections with a noncompact fundamental polyhedron of finite volume in a Lobachevskii space of high dimension. *Izv. Akad. Nauk SSSR Ser. Mat.*, 50(2):413–424, 1986.
- [Sto13] M. Stover. On the number of ends of rank one locally symmetric spaces. *Geom. Topol.*, 17(2):905–924, 2013.
- [Vin85] È. B. Vinberg. Hyperbolic reflection groups. *Uspekhi Mat. Nauk*, 40(1(241)):29–66, 255, 1985.

SCUOLA NORMALE SUPERIORE
 PIAZZA DEI CAVALIERI 7, 56126 PISA, ITALY
 Email address: edoardo.rizzi@sns.it