


Scalable Pattern Matching in Computation Graphs

Luca Mondada ✉ 

University of Oxford, 7 Parks Rd, Oxford, OX1 3QG, United Kingdom

Quantinuum Ltd, Terrington House, 13–15 Hills Road, Cambridge CB2 1NL, United Kingdom

Pablo Andrés-Martínez 

Quantinuum Ltd, Terrington House, 13–15 Hills Road, Cambridge CB2 1NL, United Kingdom

Abstract

Graph rewriting is a popular tool for the optimisation and modification of graph expressions in domains such as compilers, machine learning and quantum computing. The underlying data structures are often port graphs—graphs with labels at edge endpoints. These port labels greatly simplify pattern matching.

A pre-requisite for graph rewriting is the ability to find subgraphs of the input that match known graph identities: the pattern matching problem. We propose a new solution to pattern matching in port graphs. Its novelty lies in the use of a pre-computed data structure that makes the pattern matching runtime complexity independent of the number of patterns. The runtime is bound by the maximum width w and depth d of the patterns, as well as the input graph size $|G|$ as $O(|G| \cdot c^w / w^{1/2} \cdot d)$ with $c = 6.75$. This offers a significant advantage over existing solutions for use cases where patterns have low width and the set of patterns is large and fixed ahead of time.

In the context of quantum circuits, pattern width can be limited to qubit number. Quantum superoptimisers may use thousands of rewrite rules on circuits with less than 5 qubits, making them an ideal use case. We provide benchmarks showing that our algorithm offers a 20x speedup over current implementations on a dataset of 10 000 real world patterns describing quantum circuits.

2012 ACM Subject Classification Theory of computation → Pattern matching; Theory of computation → Graph algorithms analysis; Hardware → Quantum computation

Keywords and phrases Computation Graph Optimisation, Quantum Compilation, Subgraph Isomorphism, Pattern Matching, Graph Rewriting,

1 Introduction

Optimisation of computation graphs is a long-standing problem in computer science that is seeing renewed interest in the compiler [17], machine learning (ML) [13, 11] and quantum computing communities [22, 25, 24]. In all of these domains, graphs encode computations that are either expensive to execute or that are evaluated repeatedly over many iterations, making graph optimisation a primary concern.

Domain-specific heuristics are the most common approach in compiler optimisations—as illustrated in popular ML [1, 8, 19] and quantum libraries [22, 9]. However, the wide range of specialised hardware architectures give rise to an ever-growing set of hardware primitives for which new tailored techniques must be developed. This is difficult to maintain and introduces a significant up-front cost to introducing new primitives.

An alternative are optimisation engines based on *rewrite rules*, describing the allowable graph transformations [6, 7]. Given a computation graph as input, we find a sequence of rewrite rules that transform the input into a computation graph with minimal cost. Such an optimiser is agnostic to the semantics of the computation graph. Rewrite rules allow the user to define graph transformations in a declarative way that can be augmented to accommodate new primitives or express new graph optimisations. One successful approach in both ML and quantum computing has been to use automatically generated rules, scaling to using hundreds and even thousands of rules [25, 13, 24].

In the implementations cited above, pattern matching is done one rewrite rule at a time, becoming a bottleneck for large rule sets. We present an algorithm for pattern matching on computation graphs that uses a pre-computed data structure to return all pattern matches in a single query. The set of rewrite rules are directly encoded in this data structure: after a one-time cost for construction, pattern matching queries can be answered in running time independent of the number of rewrite rules.

By restricting the graph structures under consideration to labelled *port graphs* [12, 2, 10, 3]—of which computation graphs are an example—we provide a novel solution to pattern matching with a runtime complexity independent of the number of patterns. As a trade-off, the runtime may be exponential in the size of the patterns. For pattern sizes of practical interest in quantum computing, however, the resulting costs are manageable: the exponential scaling is in the number of *qubits* of the patterns, allowing for patterns of arbitrary circuit depth. In proposed rewriting use cases, this number is bounded by a single digit constant [25].

A similar problem has been studied for general graphs in the context of multiple-query optimisation for database queries [21, 20], but has limited itself to developing caching strategies and search heuristics for specific use cases. Using a pre-compiled data structure for pattern matching was already proposed in [18]. However, with a $n^{\Theta(m)}$ space complexity— n is the input size and m the pattern size—it is a poor candidate for pattern matching on large graphs, even for small patterns.

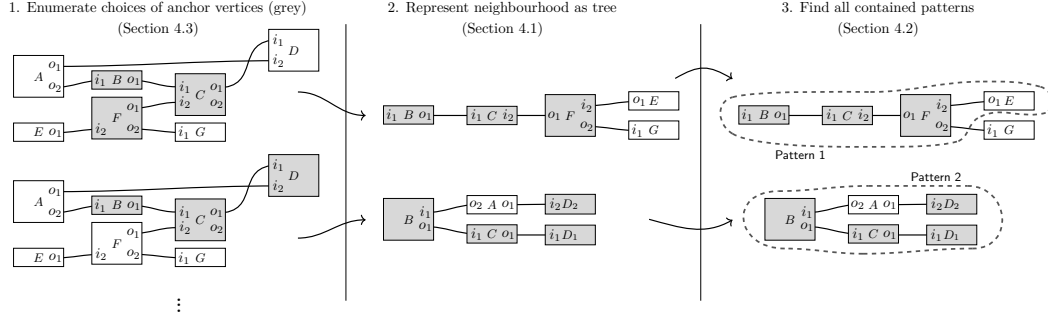
2 Paper overview

Taking advantage of *port labels* on graph data structures leads to a speedup for pattern matching over the general case [15]. Port labels are data assigned to every endpoint of the edges of a graph, such that the labels at every vertex are unique. Such labels can for instance be assigned to processes with distinguishable inputs and outputs: a function that maps inputs (x_1, \dots, x_n) to output (y_1, \dots, y_m) can assign labels i_1 to i_n and o_1 to o_m to its incident edges in the computation graph. The resulting data structure is a *port graph*.

Main idea. For a set of ℓ pattern port graphs P_1, \dots, P_ℓ and a subject port graph G , we find all embeddings $P_i \rightarrow G$. For this we select a subset of w vertices in every pattern P_i , the *anchor sets*. For sets X of w vertices in G , we then compute all embeddings $P_i \rightarrow G$ that map the anchor set of P_i to the set X in G . By enumerating all valid choices of X , we find all possible pattern embeddings. A bound on the runtime of the resulting algorithm is obtained by multiplying the complexity of finding embeddings for fixed anchor sets (Section 4) with a bound on the number of valid choices of sets X in G (Section 4.3).

The core of the argument lies in showing that fixing anchor sets in pattern embeddings reduces the pattern matching problem to a problem on rooted trees, that encode the neighbourhood of the vertices X in the subject port graph G . Patterns that embed into the port graph G must be subtrees in a tree-encoded neighbourhood of some vertex set X of G . The reduction from input graph to the tree inclusion problem is summarised in Figure 1.

Pre-computation. The pattern matching queries that result from the reduction to tree representations can be sped up using a prefix tree data structure [16, chapter 6]. Given a set of patterns, this data structure can be pre-computed, making individual pattern matching queries independent of the number of patterns being matched. Our proposed solution thus proceeds in two steps: a one-off pre-computation that is expensive for large sets of patterns but can be done ahead of time and saved to disk, and a fast pattern matching step that



■ **Figure 1** Pattern matching on a port graph is achieved by reducing the problem to tree representations. A subset of vertices are chosen as anchor sets (left). A neighbourhood of the anchors is extracted and represented as a tree (middle). Finally, pattern matches are found by searching for matching subtrees (right).

given a subject port graph enumerates all possible choices of anchor sets and queries the pre-computed prefix tree for each choice of anchors.

Main result. We propose a pattern matching algorithm for port graphs and bound its complexity in terms of the maximum *width* w and *depth* d of the pattern port graphs. These measures of pattern size relate to the number of vertices $|V(P)| \leq w \cdot d$. In some cases they also have direct operational interpretations in computation graphs, relating to the required resources and computation time respectively (see Section 3.3 for the case of quantum circuits). The advantage of our approach over matching one pattern at a time grows with the number of patterns ℓ . In section 3.2 we argue that our approach becomes beneficial beyond $\ell > c^w/w^{3/2}$, with $c = 6.75$. It is thus of particular interest for matching low width patterns.

► **Theorem 1.** *Let P_1, \dots, P_ℓ be patterns with at most width w and depth d . Let G be the subject port graph. The pre-computation runs in time and space complexity*

$$O((d \cdot \ell)^w \cdot \ell + \ell \cdot w^2 \cdot d).$$

For any subject port graph G , the pre-computed prefix tree can be used to find all pattern embeddings $P_i \rightarrow G$ in time

$$O(|G| \cdot \frac{c^w}{w^{1/2}} \cdot d)$$

where $c = 6.75$ is a constant.

Contributions. Our contributions can be summarised as follows:

- A port graph pattern matching algorithm for low-width patterns whose runtime is independent of the number of patterns. This is enabled by the following results:
 - A decomposition of subject port graphs into bounded size graph neighbourhoods that admit a tree representation (Section 4.1) and reduces matching to a known string prefix matching problem (Section 4.2),
 - A bound on the number of neighbourhoods that must be enumerated (Section 4.3).
- An efficient Rust implementation of the above port graph pattern matching algorithm, benchmarked on a real world dataset of quantum circuits and demonstrating a considerable speedup over matching one pattern at a time (Section 5).

3 Problem statement

Unless stated otherwise, all mentions of graphs and trees in this paper refer to *port* graphs.

3.1 Port graphs

A port graph is described by a tuple $(V, E, \mathcal{P}, \lambda)$ where (V, E) is an undirected graph, \mathcal{P} is an arbitrary set of *port labels* and $\lambda: V \times \mathcal{P} \rightarrow E \cup \{\perp\}$ is a partial function assigning port labels to edges. The port graph is valid if $\lambda(v, p) = e \in E$ if and only if e is an edge incident in v : we say that e is attached to v at port p . The port graph is *open* if the partial function λ is instead a map $V \times \mathcal{P} \rightarrow E \cup \{\omega, \perp\}$, i.e. its image may contain the special symbol ω . We then say that p is an open port of v . The ports at a vertex v are the set

$$\text{ports}(v) = \{p \in \mathcal{P} \mid \lambda(v, p) \neq \perp\}$$

and its degree is $\text{deg}(v) = |\text{ports}(v)|$. It will be convenient to often leave the definition of λ implicit and for an edge $e = \lambda(v, p) = \lambda(v', p')$, to write it instead as the set $e = \{(v, p), (v', p')\}$. We typically do not distinguish between open and non-open port graphs. Port graphs are always of bounded degree and thus we can assume $|E| = \Theta(|V|)$. We call $|G| = |V|$ the graph size. Throughout, port graphs may come with one or several *vertex label maps* $V \rightarrow \mathcal{W}$, where \mathcal{W} is a set of labels.

Paths and path ordering. A path is a sequence of edges of G such that any two consecutive edges are adjacent. Given a vertex r in a port graph G , paths starting at r can equivalently be expressed by a sequence of port labels in \mathcal{P} : p_1, p_2, \dots refers to the path starting with the edge e_1 at port p_1 in r , followed by the edge e_2 at port p_2 at the other end of e_1 etc. Using a total order on \mathcal{P} we can define lexicographically a total order on paths starting at r . For every vertex v there is thus a unique smallest path from r to v that is invariant under isomorphism of the underlying graph (i.e. relabelling of the vertex set V).

Graph width and linear paths. Fix for each vertex $v \in V$ a partition of its subset of port labels $\text{ports}(v) \subseteq \mathcal{P}$ into pairs of elements (and an additional singleton set if $|\text{ports}(v)|$ is odd). We can always assume that such a partition is given, for example by pairing ports in $\text{ports}(v)$ in the order induced from the total order on \mathcal{P} . We write $p \sim_v p'$ if $p, p' \in \text{ports}(v)$ are in the same pair in the partition, or simply $p \sim p'$ when the subscript v can be inferred from the context.

A linear path in a port graph G with port labels in \mathcal{P} is a path P such that for every vertex v in G and ports $p, p' \in \mathcal{P}$ satisfying $p \sim_v p'$,

$$\lambda(v, p) \in P \iff \lambda(v, p') \in P. \quad (1)$$

From a single edge in G , a linear path can be constructed uniquely by repeatedly appending edges to the path until (1) is satisfied. The linear path decomposition of G is the unique partition of the edges of G into linear paths. The width $\text{width}(G)$ of G is the size of the linear path decomposition of G . Every edge is on exactly one linear path, while vertices may be on one or several linear paths.

Flat Graphs. A port graph is said to be flat if none of the linear paths are cycles. The depth of a flat graph is the length of its longest linear path. Whenever we refer to “a graph of depth d ”, a flat graph is implied. There is a simple formula to compute the graph width for flat graphs:

► **Proposition 2.** *Let G be a (open) flat port graph with n_{odd} vertices of odd degree and n_{ω} open ports ($n_{\omega} = 0$ if G is not open). Then the graph width of G is at most $\lfloor (n_{\text{odd}} + n_{\omega})/2 \rfloor$.*

The proof is in the Appendix A.1.

3.2 Pattern matching

Patterns and embeddings. A pattern is a flat connected open port graph. A pattern embedding (or just embedding) $\varphi : P \rightarrow G$ from a pattern $P = (V_P, E_P, \mathcal{P}, \lambda_P)$ to a *subject* port graph $G = (V, E, \mathcal{P}, \lambda)$, both with identical port label sets, is given by an injective vertex map $\varphi_V : V_P \rightarrow V$ such that it satisfies $\lambda_P(v, p) \neq \perp \Leftrightarrow \lambda(\varphi_V(v), p) \neq \perp$ and the edge map $\varphi_E : E_P \rightarrow E$ defined as

$$\varphi_E(e) = \lambda(\varphi_V(v), p) \quad \text{for } (v, p) \in V \times \mathcal{P} : \lambda_P(v, p) = e$$

is well-defined and injective. Note that with this definition the degree of a vertex v in P must also be preserved ($\deg(v) = \deg(\varphi(v))$), but may map an open port to an edge with no equivalent in P . If the pattern and port graphs have node labels $V_P \rightarrow \mathcal{W}$ and $V \rightarrow \mathcal{W}$, then we also require that pattern embeddings preserve those.

Finding pattern embeddings in port graphs is a simple problem already studied in other contexts [14, 15]. For every vertex r in P and r_G in G there is at most one embedding $P \rightarrow G$ that maps r to r_G : for $v \neq r$ in P , there is a path in P from r to v , which viewed as a sequence of port labels, maps uniquely to a path in G starting at r_G and ending in the image of v . For a choice of r in P it is therefore sufficient to consider every image r_G in G to find all embeddings $P \rightarrow G$.

Convexity. A pattern embedding $\varphi : P \rightarrow G$ is convex if for all subgraph $G' \subseteq G$ that contains the image of P , $\varphi(P) \subseteq G'$, it holds that

$$\text{width}(P) \leq \text{width}(G').$$

We say the pattern $P \subseteq G$ is convex if the pattern embedding $P \rightarrow G$ is convex.

Pattern matching is the task of, given patterns P_1, \dots, P_ℓ , finding all pattern embeddings

$$\{\varphi : P_i \rightarrow G \mid 1 \leq i \leq \ell \text{ s.t. } \varphi \text{ is a pattern embedding}\}. \quad (2)$$

Convex pattern matching is the restriction of the solution set (2) to convex embeddings.

We are interested in the regime where the number of patterns ℓ may be large and pattern matching is performed many times for the same set of patterns. We thus split the pattern matching into two steps and introduce *pattern matching with pre-computation*. Given patterns P_1, \dots, P_ℓ , we first produce a *pattern matcher*, a program whose representation can be stored to disk. In a second step, a subject port graph G is passed to the pattern matcher, which computes the set (2). We are interested in two properties of the solution:

- What is the complexity of pattern matching on input G given such a pattern matcher?
- What is the time complexity of generating a pattern matcher given patterns, and what is the size of the pattern matcher that is produced?

The answer to the first question is our main concern: for fixed patterns, this will determine the runtime to obtain pattern embeddings given an input diagram. The second question, on the other hand, primarily concerns a one-off pre-computation step that only needs to be performed once for any set of patterns. In practice this may also impinge on the first question, if the matcher does not fit into RAM and/or CPU cache.

Pattern independent matching. The pattern matching algorithm we present trades off a worse scaling factor in pattern size for independence on the number of patterns ℓ : we call it pattern independent matching. This is particularly effective in use cases with many small patterns. In Appendix B we give a crude lower-bound on the number of patterns of bounded size to illustrate this point. We can use this to obtain a bound on the complexity of pattern matching one pattern at a time using a standard algorithm [15]. Comparing with pattern independent matching (Theorem 1), we obtain a computational advantage when the number of patterns ℓ is in the regime

$$\Theta\left(\frac{c^w}{w^{3/2}}\right) < \ell < \left(\frac{w}{2e}\right)^{\Theta(wd)},$$

where $c = 6.75$ is a constant and patterns are of size at most $P_{\max} \leq w \cdot d$.

Note that in our complexity analysis we are not considering the time required to print the output set of matches. The number of reported patterns can dominate the runtime of the algorithm, an unavoidable cost if we would like to list all the matches. However, this can always be mitigated by returning a summary of the matches (e.g. the number of matches) or a representation of the output list as an iterator.

3.3 Quantum Circuits as Port Graphs

We see pattern matching for quantum circuits as one of the main applications of our results. We therefore describe this domain of application in more detail in the next paragraphs, but this section is not required for an understanding of the rest of the paper.

The set of operations in a quantum circuit is called the *gate set* of the computation and forms the set of node weights of the port graph. To every element of the gate set, called a *gate type*, is associated a gate arity. A gate with gate type of arity n has incoming port labels $\mathcal{I}_n = \{i_1, i_2, \dots, i_n\}$ and outgoing port labels $\mathcal{O}_n = \{o_1, o_2, \dots, o_n\}$. Edges always connect outgoing to incoming labels, and the directed port graph that results from these edge orientations is acyclic. A quantum circuit has q qubits if it has q outgoing and q incoming open ports: the inputs and outputs of the circuit.

For circuits, a natural choice of partition for the port label set $\mathcal{I}_n \cup \mathcal{O}_n$ of a vertex of arity n is given by the pairing $i_k \sim o_k$ for all $1 \leq k \leq n$. Linear paths in the port graph of a circuit then correspond to the paths of gates along a single qubit. We can thus bound graph width and depth of quantum circuits:

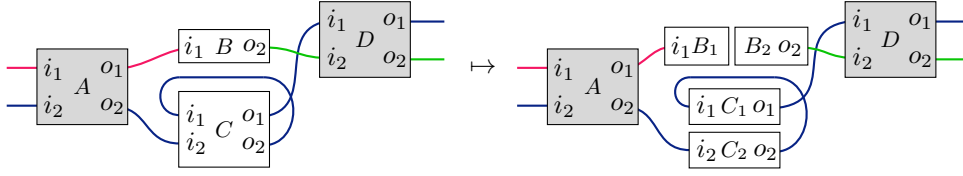
► **Proposition 3.** *The port graph G of a quantum circuit with q qubit and at most d gates on any one qubit has width q and depth d . In particular, G is flat.* ◀

Some further considerations on applying our work to quantum circuits are discussed in Appendix C.

4 Algorithm description

4.1 Canonical Tree Representation

Connected port graphs admit an equivalent representation as trees, which we will use for pattern matching.



■ **Figure 2** A port graph and its linear path decomposition (coloured edges) on the left. On the right, the split graph resulting from the choice of anchors $X = \{A, D\}$. We use the circuits convention, i.e. port labels are partitioned into linear paths using the relation $i_k \sim o_k$.

Split Graphs. Let G be a flat connected port graph with vertices V and consider the linear path decomposition of G . In this decomposition every vertex v in G must be on one or more linear paths. We mark a subset $X \subseteq V$ of vertices of G as ‘immutable’ and split every other vertex $v \in V \setminus X$ into multiple vertices, rewiring the edges in such a way that all vertices not in X are now on exactly one linear path. We call the graph thus obtained the X -split graph of G . Figure 2 shows an example of a graph and its split graph. Formally, the split graph can be stated using an equivalence relation \equiv given by

$$(v, p) \equiv (v', p') \Leftrightarrow v = v' \wedge (v \in X \vee p \sim_v p') \quad (3)$$

The vertices of the split graph are the equivalence classes of \equiv and the edges are obtained by mapping the edges of G one to one: two vertices in the X -split graph are connected by an edge if and only if there is an edge in G between some elements of their equivalence classes.

Anchor sets. If the X -split graph is connected, we say that X is an anchor set of G and call the vertices in X anchor vertices. A set of at most $\text{width}(G)$ anchors always exists and can be computed constructively:

► **Proposition 4.** *For a connected port graph G of width w , depth d and a vertex r of G , Listing 1 returns an anchor set of at most w vertices. Its runtime is bounded by $O(w^2 \cdot d)$.*

The proof is in Appendix A.2.

CT representation. If G is a flat port graph and r a vertex in G , the split graph of G obtained from the anchors returned by `CANONICALANCHORS` is a tree, i.e. an acyclic port graph. We call this tree representation of G the **canonical tree (CT)** representation with root r of G . Using CT representations of patterns simplifies the pattern matching problem for three reasons:

- They are an equivalent faithful representation of the pattern, i.e. there is a bijective map from CT representations to their corresponding patterns.
- Rooted trees are invariant under isomorphism (i.e. bijective vertex relabelling). Every tree vertex is either the root vertex or it is uniquely identified by the path to it from the root. Paths can be defined by port labels, which are invariant under isomorphism.
- Rooted trees can be equivalently described by a partition of the tree edges into paths that cover the tree, which can in turn be encoded as strings. See Figure 3 for an example.

The equivalence of CT representations to port graphs is achieved by using vertex labels on the CTs to store the equivalence relation of Equation (3), necessary to recover the original port graph. These properties are discussed in detail in Appendix D.

■ **Listing 1** Finding the set of canonical anchors. `CANONICALANCHORS` is a convenience wrapper around `CONSUMEPATH`, which is defined recursively. The latter returns not only the anchor list, but also the updated set of seen linear paths. `G.linear_paths(v)` is the set of all linear paths in G that go through vertex v . For traversal, a linear path `lp` is split into two paths starting at vertex v using `lp.split_at(v)`. The sequence of vertices starting from v to the end of the path is represented as a queue. `++` designates list concatenation.

```

1 function CANONICALANCHORS(G: Graph, root: Vertex) -> List[Vertex]:
   # Initialise the variables for ConsumePath and return the anchors
3   (anchors, seen_paths) = CONSUMEPATH(G, [root], ∅):
   return anchors
5
6 function CONSUMEPATH(
7   G: Graph,
   path: Queue[Vertex],
9   seen_paths: Set[LinearPath],
) → (List[Vertex], Set[LinearPath]):
11  new_anchor = null
   unseen = ∅
13  # Find the first vertex in the queue on an unseen linear path
   while unseen == ∅:
15     if path.is_empty():
       return ([], {})
17     new_anchor = path.pop()
       unseen = G.linear_paths(new_anchor) \ seen_paths
19
20  # Add the new linear paths to the set of seen paths
21  seen_paths = seen_paths ∪ unseen
22
23  # We traverse the rest of current path as well as all the new linear paths
   paths = [path]
25  for lp in unseen:
       (left_path, right_path) = lp.split_at(new_anchor)
27       paths.push(left_path)
       paths.push(right_path)
29
30  # For each path find anchors recursively and update seen paths
31  anchors = [new_anchor]
   for path in paths:
33     (new_anchors, new_seen_paths) = CONSUMEPATH(G, path, seen_paths)
       anchors = anchors ++ new_anchors
35     seen_paths = new_seen_paths
   return (anchors, seen_paths)

```


4.2 Pattern matching with fixed anchors

We now show that the pattern independent matching problem, restricted to pattern embeddings that map the canonical anchor sets of patterns to a fixed vertex subset of vertices in the subject graph can be reduced to a simple matching problem on strings.

We start by observing that such pattern embeddings with fixed anchors correspond exactly to tree inclusions of CT representations. Let G be a flat port graph, let P_1, \dots, P_ℓ be patterns of maximum width w and let $X \subseteq V$ be a set of w vertices in G . Choose root vertices $r_G \in X$ and r_i in patterns P_i . Write T_i for the CT representation of P_i rooted in r_i .

► **Proposition 5.** *Consider the set*

$$\mathcal{S} = \{G' \subseteq G \mid \text{CANONICALANCHORS}(G', r_G) = X\}. \quad (4)$$

If $\mathcal{S} \neq \emptyset$, then there is a subgraph $G_{\max} \subseteq G$ flat and connected such that $G' \subseteq G_{\max}$ for all $G' \in \mathcal{S}$. Let T_{\max} be the X -split graph of G_{\max} . T_{\max} is acyclic and thus we can view T_{\max} as a tree rooted in r_G . There is a pattern embedding mapping the canonical anchor set of P_i to X and root r_i to r_G if and only if $T_i \subseteq T_{\max}$.

Proof. Let L_1, \dots, L_w be the linear paths in G that go through at least one vertex in X . Let $G_{\max} \subseteq G$ be the subgraph of G defined by the edges on the right hand side of

$$\bigcup_{1 \leq i \leq w} L_i, \quad (5)$$

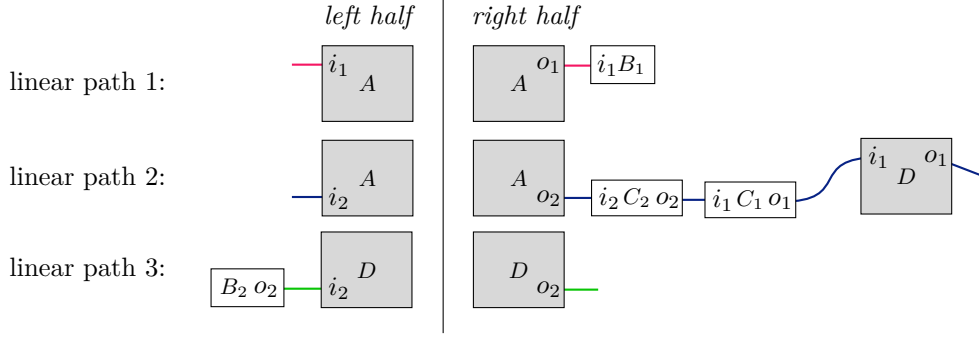
For any subgraph $H \subseteq G$ with canonical anchor set X and edge set $E(H)$, it must hold $H \subseteq G_{\max}$. If X are the canonical anchors of H , then H is connected— in particular there is a path between any two vertices in H and thus G_{\max} is also connected. It is a subgraph of G and thus also flat. We now prove the equivalence.

⇐: By definition there is an embedding $\varphi : G_{\max} \rightarrow G$ that can be extended to the domain of T_{\max} (by mapping split vertices to the same vertex in G). Since $T_i \subseteq T_{\max}$, φ is also a map on the restricted domain $T_i \rightarrow G$. Furthermore, the vertex labels, and by extension the *merge* map, of T_i must match those of T_{\max} , and so the partition of the split vertices must coincide. We deduce that φ is a valid embedding on P_i , concluding the argument. The mapping of the anchors and root of P_i to X and r_G also follows from this argument.

⇒: Let $\varphi : P_i \rightarrow G$ be a pattern embedding mapping the canonical anchors of P_i to X . The image of P_i under φ is a graph $G' \subseteq G$ isomorphic to P_i . It has canonical anchors X and thus $G' \in \mathcal{S}$. By definition, then $G' \subseteq G_{\max}$. T_i is the CT representation of G' , i.e. the X -split graph of G' . The X -split graph is defined vertex by vertex, so in particular the X -split graph of a subgraph $G' \subseteq G_{\max}$ is a subgraph of the X -split graph of G_{\max} . We thus conclude $T_i \subseteq T_{\max}$. ◀

Given anchors and G we can thus find a maximal subgraph $G_{\max} \subseteq G$ that contains all subgraphs of G with canonical anchors X . It is then sufficient, given P_1, \dots, P_ℓ , X and G , to compute the CT representations of P_1, \dots, P_ℓ and check for inclusions within the tree representation of G_{\max} . We will use an ℓ -independent tree inclusion algorithm for the latter task, thus solving the ℓ -independent pattern matching problem on port graphs.

String encoding of CT representations. We reduce the tree inclusion problem that results from proposition 5 to a string prefix matching problem that admits a well-known solution, discussed in proposition 12 of Appendix E. The main idea is to partition the edges of the CT



■ **Figure 3** The split graph of Figure 2, represented by 6 strings obtained from its 3 linear paths.

tree into linear paths, each of which represented by two strings, encoding the paths from the anchor vertex on the path to the ends of the linear path. A graph of width w will have w linear paths and will be split into $2w$ strings. For the example graph of Figure 2, we obtain six split linear paths, shown in Figure 3. See Appendix D for more details.

We refer to this string encoding as the $\text{ASSTRINGS}(P, X, r)$ procedure: taking as input a pattern P , an anchor set X and a root r in X , it returns an encoding of the tree representation of P with anchors X and root r as a $2w$ -dimensional string tuple, by splitting every linear path into two paths and using the string encoding as above.

► **Proposition 6.** *Let G_1, G_2 be port graphs, let X_1, X_2 be sets of w vertices of G_1 resp. G_2 and let $r_1 \in X_1, r_2 \in X_2$. Let $(s_1, \dots, s_{2w}) = \text{ASSTRINGS}(G_1, X_1, r_1)$ and $(t_1, \dots, t_{2w}) = \text{ASSTRINGS}(G_2, X_2, r_2)$ be the string encodings of their linear paths. Finally, let T_1, T_2 be the tree representations of G_1, G_2 with anchors X_1, X_2 and roots r_1, r_2 . Then $T_1 \subseteq T_2$ if and only if $s_i \subseteq t_i$ for all $1 \leq i \leq 2w$.*

The \subseteq notations on string designates prefix inclusion. This is precisely the string prefix matching problem discussed in Appendix E.

In other words, the string tuple representation is equivalent to the CT representation and maps tree inclusion to $2w$ -dimensional string prefix inclusion. The main idea of the proof relies on the fact that trees are fully defined by the set of all paths from the root and we show that these can be entirely reconstructed from the string representation, and vice versa. The proof is in Appendix A.3.

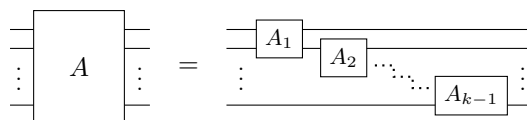
Putting propositions 5 and 6 together, we can thus use ℓ -independent string prefix matching to solve the pattern independent matching problem for fixed anchors:

► **Proposition 7.** *Let G be a port graph, P_1, \dots, P_ℓ be patterns of width w and depth at most d , and $X \subseteq V$ be a set of w vertices in G . The set of all pattern embeddings mapping the canonical anchor set of P_i to X and root r_i to r_G for $1 \leq i \leq \ell$ can be computed in time $O(w \cdot d)$ using a pre-computed prefix tree of size at most $(\ell \cdot d + 1)^w$, constructed in the same time complexity.* ◀

4.3 Enumeration of anchor sets

Assume that all patterns have at most width w and depth d . All that remains to turn proposition 7 into a complete solution for pattern independent matching is to enumerate all possible sets X of at most w vertices in G that are the canonical anchors of any subgraph of G of width w . The bound on the number of such sets (proposition 9) is one of the key stepping stones of this paper that makes ℓ -independent matching possible on port graphs.

Simplifying assumptions. We make three assumptions that are without loss of generality but simplify the presentation. We first of all only consider root vertices of tree representations that are on a single linear path. Such a vertex can be added if necessary in the middle of an edge. We then ensure that all patterns have the same width w by adding empty linear paths on a chosen vertex, for example to the (non-root) vertex closest to the root. Finally, we assume that all vertices are on at most two linear paths. Vertices on $k > 2$ linear paths are broken up into a composition of $k - 1$ vertices, each on two linear paths as follows:



This transformation leaves graph width unchanged but may multiply the graph depth by a factor $\Delta \leq w$, where Δ is the maximum vertex degree. This is a purely syntactical graph transformation—it does not affect the resulting matches when applied to both pattern and subject graph. In particular, there is no semantic requirement that vertices must factorise into pairwise interactions.

Procedure. We introduce ALLANCHORS, a procedure similar to CANONICALANCHORS of Listing 1, described in Listing 2 in detail. ALLANCHORS takes as input a port graph G , a root vertex r_G and a width $w \geq 1$, and returns sets of w vertices such that they form the canonical anchors of a subgraph of G with CT representation rooted at r_G . The main difference between Listings 1 and 2 is that the successive calls to CONSUMEPATH on line 35 of Listing 1 are replaced by a series of nested loops (lines 42–48 in Listing 2), that exhaustively iterate over the possible outcomes for different subgraphs of G . The results of every possible combination of recursive calls are then collected into a list of anchor lists, which is returned.

► **Proposition 8** (Correctness of ALLANCHORS). *Let G be a flat port graph and $H \subseteq G$ be a connected convex subgraph of G of width w . Let r be a vertex of H . We have $\text{CANONICALANCHORS}(H, r) \in \text{ALLANCHORS}(G, r, w)$.*

The proof is by induction over the width w of the subgraph H . The main argument comes from noticing that every recursive call to CONSUMEPATH in Listing 1 corresponds to one of the recursive calls to ALLCONSUMEPATH in the for loops on lines 42–48 of Listing 2. All recursive results are concatenated on line 47, and thus it follows that the value returned by CONSUMEPATH will be one of the values in the returned list of ALLCONSUMEPATH. The full proof is in Appendix A.4.

We will see that the overall runtime complexity of ALLANCHORS can be easily derived from a bound on the size of the returned list. For this we use the following result:

► **Proposition 9.** *For a flat port graph G and vertex r_G in G , the length of the list $\text{ALLANCHORS}(G, r_G, w)$ is in $O(c^w \cdot w^{-3/2})$, where $c = 6.75$ is a constant.*

Proof. Let C_w be an upper bound for the length of the list returned by a call to ALLCONSUMEPATH for width w , and thus a bound on the length of the list returned by ALLANCHORS. For the base case $w = 0$, $C_0 = 1$. The returned `all_anchors` list is obtained by pushing anchor lists one by one on line 48. We can count the number of times this line is executed by multiplying the length of the lists returned by the recursive calls on lines 43–45, giving us the recursion relation

$$C_w \leq \sum_{\substack{0 \leq w_1, w_2, w_3 < w \\ w_1 + w_2 + w_3 = w - 1}} C_{w_1} \cdot C_{w_2} \cdot C_{w_3}. \quad (6)$$

■ **Listing 2** All sets of w anchors rooted at $root$ in G . The code structure mirrors Listing 1, with ALLANCHORS and ALLCONSUMEPATH replacing CANONICALANCHORS and CONSUMEPATH respectively. `lp.split_at`, `G.linear_paths` and `++` are defined as in Listing 1.

```

function ALLANCHORS(G: Graph, root: Vertex, w: Integer) -> List[List[Vertex]]:
2   # Assumption: root is on a single linear path
   assert len(G.linear_paths(root)) == 1
4
   # Initialise the variables for AllConsumePath and return the anchor lists
6   all_anchors = []
   for (anchors, seen_paths) in ALLCONSUMEPATH(G, w, [root], ∅):
8     all_anchors.push(anchors)
   return all_anchors
10
function ALLCONSUMEPATH(
12   G: Graph,
   w: Integer,
14   path: Queue[Vertex],
   seen_paths: Set[LinearPath],
16 ) -> List[(List[Vertex], Set[LinearPath])]:
   # Base case: return one empty anchor list
18   if w == 0:
     return [[]]
20
   new_anchor = null
22   unseen = ∅
   # Find the first vertex in the queue on an unseen linear path
24   while unseen == ∅:
     if path.is_empty():
26       return []
     new_anchor = path.pop()
28     unseen = G.linear_paths(new_anchor) \ seen_paths
   # Every vertex is on at most one unseen linear path as either
30   # - the new anchor is the root, in which case it is on at most one linear path
   # - or it is on up to two linear paths, but one of them has already been seen.
32   assert len(unseen) == 1
   new_path = unseen[0]
34
   # The w anchors are made of the new anchor and w-1 anchors on path1 - path3
36   path1 = path
   path2, path3 = new_path.split_at(new_anchor)
38   seen0 = seen_paths ∪ {new_path}
   return_list = []
40   # Iterate over all ways to split w-1 anchors over the three paths
   # and solve recursively
42   for 0 ≤ w1, w2, w3 < w such that w1 + w2 + w3 == w - 1:
     for (anchors1, seen1) in ALLCONSUMEPATH(G, w1, path1, seen0):
44       for (anchors2, seen2) in ALLCONSUMEPATH(G, w2, path2, seen1):
         for (anchors3, seen3) in ALLCONSUMEPATH(G, w3, path3, seen2):
46           # Concatenate new anchor with anchors from all paths
           anchors = [new_anchor] ++ anchors1 ++ anchors2 ++ anchors3
48           return_list.push(anchors, seen3)
   return return_list

```

This recursion relation is a generalisation of the well-known Catalan numbers [23]. Replacing \leq with equality in Equation (6), we obtain a relation that is equivalent to counting the number of ternary trees with w internal nodes: a ternary tree with $w \geq 1$ internal node is made of a root along with three subtrees with w_1, w_2 and w_3 internal node respectively, with $w_1 + w_2 + w_3 = w - 1$. A closed form solution to this problem can be found in [4]: setting

$$C_w = \frac{\binom{3w}{w}}{2w+1} = \Theta\left(\frac{c^w}{w^{3/2}}\right)$$

satisfies Equation (6) with equality, where $c = 27/4 = 6.75$ is a constant obtained from the Stirling approximation:

$$\binom{3w}{w} = \frac{(3w)!}{(2w)!w!} = \Theta\left(\frac{1}{\sqrt{w}}\right) \left(\frac{(3w)^3}{e^3}\right)^w \left(\frac{e^2}{(2w)^2}\right)^w \left(\frac{e}{w}\right)^w = \Theta\left(\frac{(27/4)^w}{w^{1/2}}\right) \quad \blacktriangleleft$$

To obtain a runtime bound for ALLANCHORS, it is useful to bound the size of the subgraph of G that must be traversed. If we suppose all patterns have at most depth d , then it immediately follows that any vertex in G that is in the image of a pattern embedding must be at most a distance d away from an anchor vertex. For this purpose, we modify the definition of `split_at` to only return the first d vertices of any path returned. We thus obtain the following runtime.

► **Corollary 10.** *For patterns with at most width w and depth d , the total runtime of ALLANCHORS is in*

$$O\left(\frac{c^w \cdot d}{w^{1/2}}\right). \quad (7)$$

The proof is in Appendix A.5 We have obtained our final result:

► **Theorem 1.** *Let P_1, \dots, P_ℓ be patterns with at most width w and and depth d . Let G be the subject port graph. The pre-computation runs in time and space complexity*

$$O((d \cdot \ell)^w \cdot \ell + \ell \cdot w^2 \cdot d).$$

For any subject port graph G , the pre-computed prefix tree can be used to find all pattern embeddings $P_i \rightarrow G$ in time

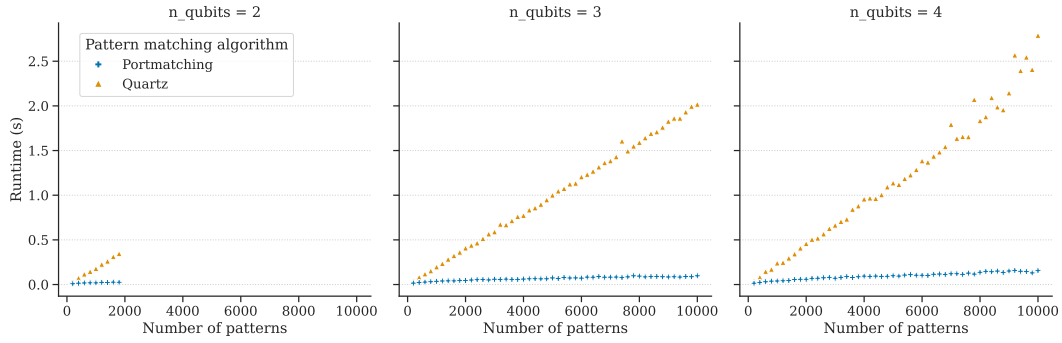
$$O(|G| \cdot \frac{c^w}{w^{1/2}} \cdot d)$$

where $c = 6.75$ is a constant.

Proof. The pre-computation consists of running the CANONICALANCHORS procedure on every pattern and then transforming them into string tuples using ASSTRINGS. ASSTRINGS is linear in pattern sizes and CANONICALANCHORS runs in $O(w^2 \cdot d)$ for each pattern (proposition 4). This is followed by the insertion of ℓ tuples of $2w$ strings of length $\Theta(d)$ into a multidimensional prefix tree. This dominates the total runtime, which can be obtained directly from proposition 12.

The complexity of pattern matching itself on the other hand is composed of two parts: the computation of all sets fixed anchors on the one hand, and the execution of the prefix tree for each set of fixed anchors on the other hand. The complexity of the former is obtained by multiplying the result of proposition 9 with $|G|$, as ALLANCHORS must be run for every choice of root vertex r in G :

$$O(w \cdot d \cdot C_w \cdot |G|), \quad (8)$$



■ **Figure 4** Pattern matching for $\ell = 0 \dots 10^5$ patterns on quantum circuits with 2, 3 and 4 qubits, for our implementation (Portmatching) and the Quartz project. Patterns are chosen at random from the Quartz ECC datasets. From left to right, the total number of patterns ℓ is $\ell = 1954$, $\ell = 12233$ and $\ell = 30699$ respectively.

where C_w is the bound for the number of anchor lists returned by ALLANCHORS. For the latter we use proposition 12 and obtain the complexity

$$O(w \cdot d \cdot C_w).$$

Equation (8) dominates the overall complexity, yielding the final result. ◀

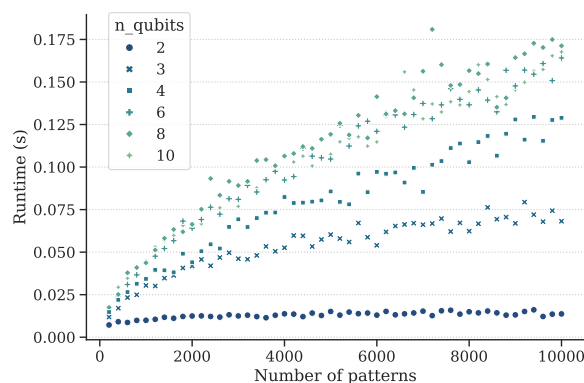
5 Pattern matching in practice

Theorem 1 shows that pattern independent matching can scale to large datasets of patterns but imposes some restrictions on the patterns and embeddings that can be matched. In this section we discuss these limitations and show that they do not pose any problem in practice. We give empirical evidence that the pattern matching approach we have presented can be used on a large scale, outperforming existing solutions.

Pattern limitations. In order to obtain a closed complexity bound for pattern independent matching, we imposed three assumptions on the pattern embeddings: embeddings must be convex, they must preserve the degree of vertices and patterns must be of finite depth (flat). These assumptions are convenient for applications in quantum computing, as they correspond to useful properties of circuits embedding: the vertex degree is always fixed by vertex label (i.e. the gate type) while non-convex applications of rewrite rules and infinite depth patterns lead to unphysical cyclic dependencies between gates.

More generally, these restrictions will be natural in any application of pattern matching on computation graphs, as computations will always be acyclic with fixed inputs and outputs. In future work, it would nonetheless be of theoretical interest to explore further the importance of these assumptions and their impact on the complexity of the problem. As a first step towards a generalisation, our implementation and all our benchmarks in this section do not make any of these assumptions. Our results below give empirical evidence that a significant performance advantage can be obtained regardless.

Implementation. We provide an open source implementation in Rust of pattern independent matching using the results of Section 4. The implementation works for arbitrary embedding and weighted or unweighted port graphs, and makes in particular none of the assumptions required in the theoretical analysis. Details are found in Appendix F.



■ **Figure 5** Pattern independent matching for random quantum circuits with up to 10 qubits.

Benchmarks. To assess practical use, we have benchmarked our implementation against a leading C++ implementation of pattern matching for quantum circuits from the Quartz superoptimiser project [25]. Using a real world dataset of patterns obtained by the Quartz equivalence classes of circuits (ECC) generator, we measured the pattern matching runtime on a random subset of up to 10 000 patterns. We considered circuits on the T, H, CX gate set with up to 6 gates and 2, 3 or 4 qubits. Thus for our patterns we have the bound $d \leq 6$ for the maximum depth and width $w = 2, 3, 4$. All pattern matching runs were run for the `barenc0_tof_10` input, i.e. a 19 qubit circuit input with 674 gates obtained by decomposing a 10-qubit Toffoli gate using the Barenco decomposition [5]. The results are summarised in Figure 4. For $\ell = 200$ patterns, our proposed algorithm is $3\times$ faster than Quartz, scaling up to $20\times$ faster for $\ell = 10^5$.

We make a more detailed scaling analysis of our implementation by generating random sets of 10 000 quantum circuits with 15 gates for qubit numbers between $w = 2$ and $w = 10$, using the same gate set as previously. The results are shown in Figure 5. From Theorem 1, we expect that the pattern matching runtime is asymptotically independent of the the number of patterns ℓ on the x -axis. This is consistent with the plot of Figure 5. For $w = 2$ and $w = 3$ qubit patterns, the runtime plateaus with increasing ℓ . As the runtime ceiling increases almost exponentially for higher qubit counts, the convergence to the runtime upper bound gets slower for $w \geq 4$. The ceiling is not directly observable at this experiment size but the gradual decrease in the slope of the curve is consistent with the existence of the ℓ -independent upper bound predicted in Theorem 1.

Conclusion. We have demonstrated that pattern matching on port graphs can be done in a runtime independent of the number of patterns by pre-computing an automaton-like data structure. This opens up promising avenues for graph rewriting and particularly for the optimisation of computation graphs and quantum circuits. We further presented empirical evidence that the asymptotic runtime of Theorem 1 is achievable in practice, even under loosened assumptions. At the scale of interest (10 000 pattern circuits with 3-4 qubits), the resulting implementation of pattern matching on quantum circuits is $20\times$ times faster than Quartz [25], a current quantum superoptimiser. Being the computationally most expensive part of the pipeline, this will directly translate into a speedup for quantum circuit optimisation overall.

References

- 1 Martín Abadi, Paul Barham, Jianmin Chen, Z. Chen, Andy Davis, Jeffrey Dean, Matthieu Devin, Sanjay Ghemawat, Geoffrey Irving, Michael Isard, Manjunath Kudlur, Josh Levenberg, Rajat Monga, Sherry Moore, Derek Gordon Murray, Benoit Steiner, Paul A. Tucker, Vijay Vasudevan, Pete Warden, Martin Wicke, Yuan Yu, and Xiaoqiang Zhang. Tensorflow: A system for large-scale machine learning. In *USENIX Symposium on Operating Systems Design and Implementation*, 2016.
- 2 Oana Andrei and Hélène Kirchner. *A Higher-Order Graph Calculus for Autonomic Computing*, page 15–26. Springer-Verlag, Berlin, Heidelberg, 2009. doi:10.1007/978-3-642-02029-2_2.
- 3 Oana Andrei and Hélène Kirchner. A Port Graph Calculus for Autonomic Computing and Invariant Verification. *Electronic Notes in Theoretical Computer Science*, 253(4):17–38, 2009. Proceedings of the Fifth International Workshop on Computing with Terms and Graphs (TERMGRAPH 2009). doi:10.1016/j.entcs.2009.10.015.
- 4 Jean-Christophe Aval. Multivariate fuss–catalan numbers. *Discrete Mathematics*, 308(20):4660–4669, October 2008. doi:10.1016/j.disc.2007.08.100.
- 5 Adriano Barenco, Charles H. Bennett, Richard Cleve, David P. DiVincenzo, Norman Margolus, Peter Shor, Tycho Sleator, John A. Smolin, and Harald Weinfurter. Elementary gates for quantum computation. *Phys. Rev. A*, 52:3457–3467, November 1995. doi:10.1103/PhysRevA.52.3457.
- 6 Filippo Bonchi, Fabio Gadducci, Aleks Kissinger, Pawel Sobocinski, and Fabio Zanasi. String diagram rewrite theory I: Rewriting with Frobenius structure. *Journal of the ACM (JACM)*, 69:1 – 58, 2020. doi:10.1145/3502719.
- 7 Filippo Bonchi, Fabio Gadducci, Aleks Kissinger, Pawel Sobocinski, and Fabio Zanasi. String diagram rewrite theory II: Rewriting with symmetric monoidal structure. *Mathematical Structures in Computer Science*, 32:511 – 541, 2021. doi:10.1017/S0960129522000317.
- 8 Tianqi Chen, Thierry Moreau, Ziheng Jiang, Haichen Shen, Eddie Q. Yan, Leyuan Wang, Yuwei Hu, Luis Ceze, Carlos Guestrin, and Arvind Krishnamurthy. TVM: End-to-end optimization stack for deep learning. In *Proceedings of the 13th USENIX Symposium on Operating Systems Design and Implementation (OSDI)*, 2018.
- 9 Qiskit Developers. Qiskit: An Open-source Framework for Quantum Computing, 2021. doi:10.5281/zenodo.2573505.
- 10 James R. Faeder, Michael L. Blinov, and William S. Hlavacek. *Rule-Based Modeling of Biochemical Systems with BioNetGen*, pages 113–167. Humana Press, Totowa, NJ, 2009. doi:10.1007/978-1-59745-525-1_5.
- 11 Jin Fang, Yanyan Shen, Yue Wang, and Lei Chen. Optimizing DNN computation graph using graph substitutions. In *Proceedings of the VLDB Endowment*, volume 13, pages 2734 – 2746, 2020. doi:10.14778/3407790.3407857.
- 12 Maribel Fernández, Hélène Kirchner, and Bruno Pinaud. Labelled Port Graph – A Formal Structure for Models and Computations. *Electronic Notes in Theoretical Computer Science*, 338:3–21, 2018. The 12th Workshop on Logical and Semantic Frameworks, with Applications (LSFA 2017). doi:10.1016/j.entcs.2018.10.002.
- 13 Zhihao Jia, Oded Padon, James J. Thomas, Todd Warszawski, Matei A. Zaharia, and Alexander Aiken. TASO: optimizing deep learning computation with automatic generation of graph substitutions. In *Proceedings of the 27th ACM Symposium on Operating Systems Principles*, 2019. doi:10.1145/3341301.3359630.
- 14 Xiaoyi Jiang and Horst Bunke. Including geometry in graph representations: A quadratic-time graph isomorphism algorithm and its applications. In Petra Perner, Patrick Wang, and Azriel Rosenfeld, editors, *Advances in Structural and Syntactical Pattern Recognition*, pages 110–119, Berlin, Heidelberg, 1996. Springer Berlin Heidelberg. doi:10.1007/3-540-61577-6_12.
- 15 Xiaoyi Jiang and Horst Bunke. Marked subgraph isomorphism of ordered graphs. In Adnan Amin, Dov Dori, Pavel Pudil, and Herbert Freeman, editors, *Advances in Pattern Recognition*, pages 122–131, Berlin, Heidelberg, 1998. Springer Berlin Heidelberg. doi:10.1007/BFb0033230.

- 16 Donald Knuth. *The Art of Computer Programming: Sorting and Searching, Volume 3*. Addison-Wesley, Reading MA, 1999.
- 17 Chris Lattner, Mehdi Amini, Uday Bondhugula, Albert Cohen, Andy Davis, Jacques Pienaar, River Riddle, Tatiana Shpeisman, Nicolas Vasilache, and Oleksandr Zinenko. MLIR: Scaling compiler infrastructure for domain specific computation. In *2021 IEEE/ACM International Symposium on Code Generation and Optimization (CGO)*, pages 2–14, 2021. doi:10.1109/CGO51591.2021.9370308.
- 18 Bruno T. Messmer and Horst Bunke. A decision tree approach to graph and subgraph isomorphism detection. *Pattern Recognit.*, 32:1979–1998, 1999.
- 19 Adam Paszke, Sam Gross, Francisco Massa, Adam Lerer, James Bradbury, Gregory Chanan, Trevor Killeen, Zeming Lin, Natalia Gimelshein, Luca Antiga, Alban Desmaison, Andreas Köpf, Edward Yang, Zach DeVito, Martin Raison, Alykhan Tejani, Sasank Chilamkurthy, Benoit Steiner, Lu Fang, Junjie Bai, and Soumith Chintala. PyTorch: An imperative style, high-performance deep learning library. In *Neural Information Processing Systems*, 2019. doi:10.5555/3454287.3455008.
- 20 Xuguang Ren and Junhu Wang. Multi-Query Optimization for Subgraph Isomorphism Search. *Proc. VLDB Endow.*, 10(3):121–132, November 2016. doi:10.14778/3021924.3021929.
- 21 Timos K. Sellis. Multiple-Query Optimization. *ACM Trans. Database Syst.*, 13(1):23–52, March 1988. doi:10.1145/42201.42203.
- 22 Seyon Sivarajah, Silas Dilkes, Alexander Cowtan, Will Simmons, Alec Edgington, and Ross Duncan. tket: a retargetable compiler for NISQ devices. *Quantum Science and Technology*, 6(1):014003, November 2020. doi:10.1088/2058-9565/ab8e92.
- 23 Richard P. Stanley. *Catalan Numbers*. Cambridge University Press, 2015. doi:10.1017/CB09781139871495.
- 24 Amanda Xu, Abtin Molavi, Lauren Pick, Swamit Tannu, and Aws Albarghouthi. Synthesizing quantum-circuit optimizers. *Proc. ACM Program. Lang.*, 7(PLDI), June 2023. doi:10.1145/3591254.
- 25 Mingkuan Xu, Zikun Li, Oded Padon, Sina Lin, Jessica Pointing, Auguste Hirth, Henry Ma, Jens Palsberg, Alex Aiken, Umut A. Acar, and Zhihao Jia. Quartz: Superoptimization of Quantum Circuits. In *Proceedings of the 43rd ACM SIGPLAN International Conference on Programming Language Design and Implementation, PLDI 2022*, page 625–640, New York, NY, USA, 2022. Association for Computing Machinery. doi:10.1145/3519939.3523433.

A Proofs

A.1 Proof of proposition 2

► **Proposition 2.** *Let G be a (open) flat port graph with n_{odd} vertices of odd degree and n_{ω} open ports ($n_{\omega} = 0$ if G is not open). Then the graph width of G is at most $\lfloor (n_{\text{odd}} + n_{\omega})/2 \rfloor$.*

Proof. Let v be an end vertex of a linear path in G and let $p \in \mathcal{P}$ be the end port in v , i.e. the port in v that attaches to the last edge of the linear path. Let $p' \in \text{ports}(v)$ such that $p' \sim_v p$. Consider $\lambda(v, p')$. If $\lambda(v, p')$ is an edge in G , then by Equation (1) we have $p' = p$ as p is an end port. Otherwise, we must have $\lambda(v, p') = \omega$.

There are n_{odd} singleton sets altogether in the partitions of $\text{ports}(v)$ for v in G . Furthermore, there are n_{ω} open ports and thus at most n_{ω} ports p such that $p' \sim_v p$ with $p' \neq p$ is open. We conclude that there can be at most $n_{\text{odd}} + n_{\omega}$ end ports of linear paths in G . As every linear path has two end ports and every end port must be distinct, the result follows. ◀

A.2 Proof of proposition 4

► **Proposition 4.** *For a connected port graph G of width w , depth d and a vertex r of G , Listing 1 returns an anchor set of at most w vertices. Its runtime is bounded by $O(w^2 \cdot d)$.*

Proof. Termination: we count the number of times CONSUMEPATH is called in one execution of CANONICALANCHORS. The call on line 4 happens exactly once, so we can ignore it. On the other hand, the `path` argument to CONSUMEPATH will always be distinct between any two calls on line 35: it is either a path on a previously unseen linear path, or it is a strict subset of the `path` argument passed to the current call. As there are w linear path with at most d vertices, there can be at most $w \cdot d$ calls to CONSUMEPATH. The while loop on lines 16–20 pops an element from the `path` queue at each iteration, so can only be executed a finite number of times. Thus we can conclude that the CONSUMEPATH procedure always terminates.

Correctness: CANONICALANCHORS returns at most w vertices: in every call to CONSUMEPATH, the only non-recursive insertion to the list of anchors is the initialisation of the `anchors` list on line 33. This insertion happens if and only if `unseen` is non-empty (line 16), and thus the size of `seen_paths` must strictly increase (line 23). The size of `seen_paths` is bounded by w and thus at most w anchors can be added to the `anchors` list over the execution of CANONICALANCHORS.

Let X be the vertices returned by CANONICALANCHORS as a set. It remains to be shown that the X -split graph of G is connected. It suffices for that to observe that for every vertex v in the split graph there is a path from the root r to v . In G , such a path is obtained by following the graph traversal implicit in the calls to CONSUMEPATH: let \tilde{v} be the vertex in G that when split generates v . Every vertex in G appears in the `path` argument to CONSUMEPATH at least once. There is thus an anchor $a \in X$ with a path along a linear path from a to \tilde{v} . Applying this argument recursively, there is a sequence of anchors $r = a_1, a_2, \dots, a_k = \tilde{v}$ corresponding to successive calls to CONSUMEPATH such that for all $1 \leq i < k$ there is a linear path between a_i and a_{i+1} .

We show that the path from r to \tilde{v} through a_1, \dots, a_k is mapped onto a path in the split graph. In other words, we need to show that the edges along the path are rewired in such a way that adjacent edges along the path are mapped to edges adjacent to the same split vertex. We partition the path into sections from a_i to a_{i+1} for $i = 1, \dots, k - 1$ and consider each subpath separately. Let e_1, \dots, e_m be the edges of the subpath from a_i to a_{i+1} . The first edge e_1 on this subpath is always in the split graph as $a_i \in X$ and thus is not split. Every other edge, on the other hand, is on the same linear path as e_1 . Thus for $1 \leq j < m$, if e_j ends in port p and the next edge e_{j+1} starts in port p' , then $p \sim p'$. Thus both edges are mapped to the same split vertex, concluding that the path from r to v is also a path in the split graph.

Every line other than line 20 can be run in constant time (assuming e.g. that the linear paths are numbered 1 to w and sets of linear paths are stored as bitarrays of size w). Line 20 can be run in time at most w , as any vertex in G can be on at most w linear paths. Each linear path is visited once and there are at most w linear paths of length at most d . This gives us the runtime $O(w^2 \cdot d)$. ◀

A.3 Proof of proposition 6

► **Proposition 6.** *Let G_1, G_2 be port graphs, let X_1, X_2 be sets of w vertices of G_1 resp. G_2 and let $r_1 \in X_1, r_2 \in X_2$. Let $(s_1, \dots, s_{2w}) = \text{ASSTRINGS}(G_1, X_1, r_1)$ and $(t_1, \dots, t_{2w}) = \text{ASSTRINGS}(G_2, X_2, r_2)$ be the string encodings of their linear paths. Finally, let T_1, T_2 be*

the tree representations of G_1, G_2 with anchors X_1, X_2 and roots r_1, r_2 . Then $T_1 \subseteq T_2$ if and only if $s_i \subseteq t_i$ for all $1 \leq i \leq 2w$.

Proof. The \Rightarrow direction is straightforward: if $T_1 \subseteq T_2$ with the same number of anchor vertices, then the anchor sets must coincide and every linear path in T_1 must be a subpath of a linear path in T_2 . The linear paths are split and ordered starting from anchor vertices, so the string encoding of every split linear path in T_1 will be a prefix of the string encodings of split linear paths in T_2 .

\Leftarrow : it suffices to show that every path from root to a vertex in T_1 is also a path from root to a vertex in T_2 and that the reconstruction map coincides. A path P from root in T_1 can be partitioned into a sequence of paths $P = P_1 \cdots P_k$, which all start at anchors and are subpaths of linear paths of T_1 . These subpaths corresponds to a sequence of prefixes of $s_{\alpha_1}, s_{\alpha_k}$ in the string encoding, which are also prefixes of $t_{\alpha_1}, \dots, t_{\alpha_k}$. Since the reconstruction map is stored in the tuple string encoding, we know that the end vertex of the path $P_1 \cdots P_i$ coincides with the anchor of $t_{\alpha_{i+1}}$ in T_2 . Applying this argument recursively on the chain of linear subpaths, we conclude that $P = P_1 \cdots P_k$ is also a path in T_2 . Finally, the reconstruction map must coincide on the shared domain of definition, as the string encoding coincide. \blacktriangleleft

A.4 Proof of proposition 8

► **Proposition 8** (Correctness of ALLANCHORS). *Let G be a flat port graph and $H \subseteq G$ be a connected convex subgraph of G of width w . Let r be a vertex of H . We have $\text{CANONICALANCHORS}(H, r) \in \text{ALLANCHORS}(G, r, w)$.*

Proof. Let $H \subseteq G$ be a connected subgraph of G of width w . We prove inductively over w that

$$\text{CONSUMEPATH}(H, \text{path}, \text{seen_paths}) \in \text{ALLCONSUMEPATH}(G, w, \text{path}, \text{seen_paths}) \quad (9)$$

for all arguments `path` and `seen_paths`. The statement in the proposition follows from this claim directly.

For the base case $w = 1$, `CONSUMEPATH` will return `[new_anchor]`, where `new_anchor` is obtained from lines 16–20 of Listing 1: there is only one linear path and thus for every recursive call to `CONSUMEPATH`, `unseen` will be empty, until `path` has been exhausted and the empty list is returned. The definition of `new_anchor` coincides with the one obtained from lines 20–28 of Listing 2. The only values of `w1`, `w2` and `w3` that satisfy the loop condition on line 42 of Listing 2 for $w = 1$ are `w1 = w2 = w3 = 0`. Using the base condition on lines 18–20 of Listing 2, we conclude that `ALLCONSUMEPATH`($G, 1, \text{path}, \text{seen_paths}$) returns `[[new_anchor]]`, satisfying Equation (9).

We now prove the claim for $w > 1$ by induction. Using our simplifying assumptions, we obtain the assertion on line 32 of Listing 2, as documented. For Listing 1, this assumption simplifies the loop on lines 34–37 to at most three calls to `CONSUMEPATH` with arguments (H, P_{curr}, S_{curr}) , (H, P_ℓ, S_ℓ) and (H, P_r, S_r) respectively, where

- P_{curr} is the value of the `path` variable after line 20,
- P_ℓ and P_r refer to the two halves of the new linear path, as computed and stored in the variables `left_path` and `right_path` on line 28, and
- S_{curr}, S_ℓ and S_r are the values of the `seen_paths` variable after the successive updates on line 23 and two iterations of line 37.

Consider a call to `CONSUMEPATH` (Listing 1) with arguments $\mathbf{G} = H$ and some variables `path` and `seen_paths`. Let w_{curr}, w_ℓ and w_r be the length of the values returned by the

three recursive calls to CONSUMEPATH of line 35. As every anchor vertex reduces the number of unseen linear paths by exactly one (using the simplifying assumptions), it must hold that $w_{curr} + w_\ell + w_r + 1 = w$. Thus for a call to ALLCONSUMEPATH (Listing 2) with arguments $G = G$, $w = w$ and the same values for `path` and `seen_paths`, there is an iteration of the `for` loop on line 42 of Listing 2 such that $w1 = w_{curr}$, $w2 = w_\ell$ and $w3 = w_r$. The definition of `seen0` on line 38 of Listing 2 coincides with the update to `seen_paths` on line 23 of Listing 1; it follows that on line 43 of Listing 2 the recursive call $\text{ALLCONSUMEPATH}(G, w_{curr}, P_{curr}, S_{curr})$ is executed. From the induction hypothesis we obtain that there is an iteration of the `for` loop on line 43 of Listing 2 in which `anchors1` and `seen1` coincide with the `new_anchors` and `new_seen_paths` variables of the first iteration of the `for` loop on line 34 of Listing 1. In particular the value of `seen1` is equal S_ℓ .

Repeating the argument, we obtain that there are iterations of the `for` loops on lines 44 and 45 of Listing 2 that correspond to the second and third calls to CONSUMEPATH on line 35 of Listing 1. Finally, the concatenation of anchor lists on line 47 of Listing 2 is equivalent to the repeated concatenations on line 36 of Listing 1 and so we conclude that Equation (9) holds for w . ◀

A.5 Proof of Corollary 10

► **Corollary 10.** *For patterns with at most width w and depth d , the total runtime of ALLANCHORS is in*

$$O\left(\frac{c^w \cdot d}{w^{1/2}}\right). \quad (7)$$

Proof. We restrict `split_at` on line 37 to only return the first d vertices on the linear path in each direction: vertices more than distance d away from the anchor cannot be part of a pattern of depth d .

We use the bound on the length of the list returned by calls to ALLCONSUMEPATH of proposition 9 to bound the runtime. We can ignore the non-constant runtime of the concatenation of the outputs of recursive calls on line 47, as the total size of the outputs is asymptotically at worst of the same complexity as the runtime of the recursive calls themselves. Excluding the recursive calls, the only remaining lines of ALLCONSUMEPATH that are not executed in constant time are the `while` loop on lines 24–28 and the `split_at` call on line 37.

Consider the recursion tree of ALLCONSUMEPATH, i.e. the tree in which the nodes are the recursive calls to ALLCONSUMEPATH and the children are the executions spawned by the nested `for` loops on line 42–48. This tree has at most

$$C_w = \Theta\left(\frac{c^w}{w^{3/2}}\right)$$

leaves. A path from the root to a leaf corresponds to a stack of recursive calls to ALLCONSUMEPATH. Along this recursion path, the `seen_paths` set is always strictly growing (line 38) and the vertices popped from the `path` queue on line 27 are all distinct. `split_at` is called once for each of the w linear paths that are added to `seen_paths`. For each linear path two paths of length at most d are traversed and returned. Thus the total runtime of `split_at` along a path from root to leaf in the recursion tree is in $O(w \cdot d)$. Similarly, the number of executions of the lines 25–28 is bound by the number of elements that were added to a `path` queue, as for every iteration an element is popped off the queue on line 27. This is equal to the number of elements returned by `split_at`, resulting in the same

complexity. We can thus bound the overall complexity of executing the entire recursion tree by $O(C_w \cdot w \cdot d) = O(\frac{c \cdot w \cdot d}{w^{1/2}})$. ◀

B Lower bound on the number of patterns

► **Proposition 11.** *Let N be the number of port graphs of width w , depth d and maximum degree $\Delta \geq 4$. We can lower bound*

$$N > \left(\frac{w}{2e}\right)^{\Theta(wd)},$$

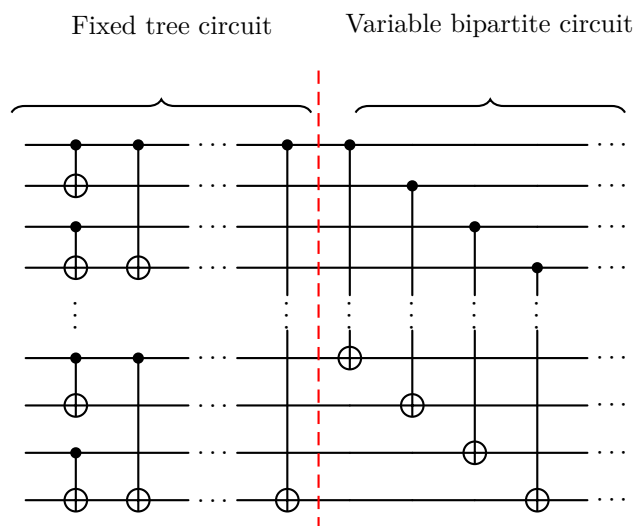
assuming $w \leq o(2^d)$.

In the regime of interest, w is small, so the assumption $w \leq o(2^d)$ is not a restriction.

Proof. Let $w, d > 0$ and $\Delta \geq 4$ be integers. We wish to lower bound the number of port graphs of depth d , width w and maximum degree Δ . It is sufficient to consider a restricted subset of such port graphs, whose size can be easily lower bounded. We will count a subset of CX quantum circuits, i.e. circuits with only CX gates, a two-qubit non-symmetric gate. Because we are using a single gate type, this is equivalent to counting a subset of port graphs with vertices of degree 4. Assume w.l.o.g that w is a power of two. We consider CX circuits constructed from two circuits with w qubits composed in sequence:

- **Fixed tree circuit:** A $\log_2(w)$ -depth circuit that connects qubits pairwise in such a way that the resulting port graph is connected. We fix such a tree-like circuit and use the same circuit for all CX circuits. We can use this common structure to fix an ordering of the w qubits, that refer to as qubits $1, \dots, w$.
- **Bipartite circuit:** A CX circuit of depth $D = d - \log_2(w)$ with exactly $w/2 \cdot (d - \log_2(w))$ CX gates, each gate acting on a qubit $1 \leq q_1 \leq w/2$ and a qubit $w/2 < q_2 \leq w$.

The following circuit illustrates the construction:



All that remains is to count the number of such bipartite circuits. Every slice of depth 1 must have $w/2$ CX gates acting on distinct qubits. Every qubit 1 to $w/2$ must interact with one of the qubits $w/2 + 1$ to w , so there are $(w/2)!$ such depth 1 slices. Repeating this depth

1 construction D times and using Sterling's approximation, we obtain a lower bound for the number of port graphs of depth d , width w and maximum degree at least 4:

$$\left(\left(\frac{w}{2}\right)!\right)^D > \sqrt{w\pi} \left(\frac{w}{2e}\right)^{wD/2} = \left(\frac{w}{2e}\right)^{\Theta(w \cdot d)}$$

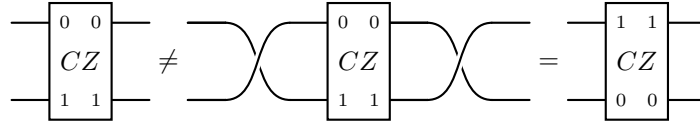
where we used $w = o(2^d)$ to obtain $\Theta(D) = \Theta(d)$ in the last step. ◀

C Quantum circuits as port graphs

A relevant consideration when viewing quantum circuits as port graphs is the question of equality on circuits. We consider two circuits to be equal if they are equal as port graphs. This sense of equality is more general than equality of ordered lists of gates, another common internal representation of quantum computations, but does not account for commuting gates or gate *symmetries*. An example of a symmetric gate type is the CZ gate, a gate type of arity $n = 2$ that is symmetric in its arguments



that is to say, exchanging the order of the inputs and outputs does not change the computation. Viewed as port graphs, however, the left and right hand side are distinct circuits



In the case that such symmetries need to be taken into account for pattern matching, there are two simple solutions. For rewriting purposes, one may choose to add a single rewrite rule to express the symmetry explicitly, stating that the symmetric gate can be rewritten to itself with the edge order reversed. This will recover the full expressivity of the rewrite rule set, at the expense of additional rewrite rule applications.

Alternatively, all instances of a pattern that are equivalent up to gate symmetries can be enumerated and added as separate patterns to the matcher. This approach is particularly appealing as the runtime of the pattern matcher will remain unchanged, despite the increase in the number of patterns (exponential in the number of symmetric gates). The trade-off is increased pre-compilation time and pattern matcher size.

D Properties of the Canonical Tree representation

We provide here the exact derivations of the properties of the CT representation that we rely on, namely equivalence of the representation with the port graph representation, invariance of CT port graph isomorphism and the string encoding of CT trees.

Equivalence of the CT representation. A flat and connected port graph G is fully defined by the set of edges, given as a set of pairs in $V \times \mathcal{P}$. Given the CT representation of G with vertices \tilde{V} , alongside a map $merge : \tilde{V} \rightarrow V$ that maps the vertices of the CT representation to the vertices of G , it is immediate that G can be recovered by mapping every $(v, p) \in \tilde{V} \times \mathcal{P}$ to $(merge(v), p) \in V \times \mathcal{P}$.

Up to isomorphism in the co-domain V , we can store $merge$ by storing the partition of \tilde{V} into sets with the same image. We introduce for this a map $\tilde{V} \rightarrow \tilde{V}$ that maps every

vertex to a canonical representative of the partition—for instance the vertex closest to the root in CT. This map can be stored as vertex labels of CT, which we can refer to as the labelled CT representation for distinction. However in the main text, it is always the labelled representation that is meant when CT representations are discussed.

We thus have a bijective map between the labelled CT representation of G and the port graph G . Furthermore, this map preserves the linear paths, i.e. it maps one to one the linear paths of the labelled CT representation to the linear paths of G . For all purposes, we can thus treat the labelled CT representation as an equivalent representation of G .

Isomorphism invariance. Unlike graphs, rooted trees can be defined in a way that is invariant under isomorphism, i.e. under bijective relabelling of the vertices. Every tree vertex is either the root vertex or it is uniquely identified by the path to it from the root. Since paths can be defined in terms of port labels, paths are invariant under isomorphism of the underlying graph (i.e. vertex relabelling).

For trees T and T' , let S and S' be the sets of their respective vertices expressed as sequences of port labels. We thus define tree inclusion and equality only up to isomorphism: $T \subseteq T'$ if and only if $S \subseteq S'$, and $T = T'$ if and only if $S = S'$. On labelled trees, we also require inclusion (resp. equality) of the vertex label maps, including in particular the *merge* map of labelled CT representations. As a result, subtree relations in labelled CT representations correspond to subgraphs of the original graph, in effect reducing the pattern matching problem on port graphs to a problem of tree inclusion on CT representations. This statement is formalised in proposition 5.

String encoding of CT representations. In order for our string encoding of CT representations to map tree inclusion to string prefixes, we recall that the anchor set in Equation (4) is fixed: a subtree of T with the same anchor set can only be obtained by shortening the linear paths at their ends—the resulting subpath will always contain the anchor vertex. Given a linear path L of T , we thus split L at the anchor on L and obtain two paths L_1, L_2 starting from the anchor to the ends of L . For any subtree $T' \subseteq T$, the linear path L' that is a subpath of L will split into L'_1, L'_2 , prefixes of L_1 and L_2 respectively.

With an appropriate string representation of CT vertices and their labels, this will encode all linear paths. In the same way that the *merge* map of the labelled CT representation is used to restore the original graph from the split CT vertices, we use it to recover the anchor vertices from the split linear paths. Finally, to order the linear paths in the string tuple, we use for instance the order of their anchors induced by port ordering.

E Prefix Trees

Our main result is achieved by reducing a tree inclusion problem to the following problem.

String prefix matching. Consider the following computational problem over strings. Let Σ be a finite alphabet and consider $\mathcal{W} = (\Sigma^*)^w$ the set of w -tuples of strings over Σ . For a string tuple $(s_1, \dots, s_w) \in \mathcal{W}$ and a set of string tuples $\mathcal{D} \subseteq \mathcal{W}$, the w -dimensional string prefix matching consists in finding the set

$$\{(p_1, \dots, p_w) \in \mathcal{D} \mid \text{for all } 1 \leq i \leq w : p_i \text{ is a prefix of } s_i\}.$$

This string problem can be solved using a w -dimensional prefix tree. We give a short introduction to prefix trees for the string case but refer to standard literature for more details [16].

One-dimensional prefix tree. Let $P_1, \dots, P_\ell \in \mathcal{A}^*$ be strings on some alphabet \mathcal{A} . Given an input string $s \in \mathcal{A}^*$, we wish to find the set of patterns $\{P_{1 \leq i \leq \ell} | P_i \subseteq s\}$, i.e. P_i is a prefix of s .

The prefix tree of P_1, \dots, P_ℓ is a tree with a tree node for each prefix of a pattern. The children of an internal node are the strings that extend the prefix by one character. The root of the tree is the empty string. Each tree node also stores a list of matching patterns, with each pattern stored in the unique corresponding node. Every prefix tree has an empty string node, which is the root of the tree. For every inserted pattern of length at most L nodes are inserted, one for every non-empty prefix of the pattern. Thus a one-dimensional prefix tree has at most $\ell \cdot L + 1$ nodes and can be constructed in time $O(\ell \cdot L)$.

Given an input $s \in \mathcal{A}^*$, we can find the set of matching patterns by traversing the prefix tree of P_1, \dots, P_ℓ starting from the root. We report the list of matching patterns at the current node and move to the child node that is still a prefix of s , if it exists. This procedure continues until no more such child exists. In total the traversal takes time $O(|s|)$, as every character of s is visited at most once.

Note that in theory the number of reported pattern matches can dominate the runtime of the algorithm. As discussed in Section 3.2, we can avoid this by returning the list of matches as an iterator, stored as a list of pointers to the tree nodes matching lists.

Multi-dimensional prefix tree. A w -dimensional prefix tree for $w > 1$ is defined recursively as a one-dimensional prefix tree that at each node stores a $w - 1$ -dimensional prefix tree. Given an input w -tuple $(s_1, \dots, s_w) \in (\mathcal{A}^*)^w$, the traversal of the w -dimensional prefix tree is done by traversing the one-dimensional prefix tree on the input s_1 until no child is a prefix of the input, and then recursively traversing the $w - 1$ -dimensional prefix tree on (s_2, \dots, s_w) . Similarly to the one-dimensional case, the list of matching patterns is stored at prefix tree nodes and reported during traversal. The traversal thus takes time $O(|s_1| + \dots + |s_w|)$, as every character of s is visited at most once.

For ℓ tuples of size w of words of maximum length L , we can bound the number of nodes of the w -dimensional prefix tree by $1 + (\ell \cdot L)^w$. The runtime and space complexity of the construction of the w -dimensional prefix tree is thus in $O((\ell \cdot L)^w)$, summarised in the result:

► **Proposition 12.** *Let $\mathcal{D} \subseteq \mathcal{W}$ be a set of string tuples and L the maximum length of a string in a tuple of \mathcal{D} . There is a prefix tree with at most $(\ell \cdot L)^w + 1$ nodes that encodes \mathcal{D} that can be used to solve the w -dimensional string prefix matching problem in time $O(|s_1| + \dots + |s_w|)$.*

F Open source implementation

The code is available at <https://github.com/lmondada/portmatching/>. All benchmarking can be reproduced using the tooling and instructions at <https://github.com/lmondada/portmatching-benchmarking>.

We represent all the pattern matching logic within a generalised finite state automaton, composed of states and transitions. This formalism is used to traverse the graph input and express both the prefix tree of the string prefix matching problem and the (implicit) recursion tree of Listing 2 in Section 4.3. We sketch here the automaton definition. Further implementation details can be obtained from the `portmatching` project directly.

In the pre-computation step, the automaton is constructed based on the set of patterns to be matched. It is then saved to the disk; a run of the automaton on an input graph G is the solution the pattern independent matching problem for the input G . To run the automaton, we keep track of the set of current states, initialised to a singleton root state and updated

following allowed transitions from one of the current states. Which transitions are allowed is computed using predicates on the input graph stored at the transitions. This is repeated until no further allowed transitions exist from a current state.

At any one state of the automaton, zero, one or several transitions may be allowed depending on the input graph. As the automaton is run for a given input graph G , we keep track of the vertices that have been matched by the automaton so far with an injective map between a set of unique symbols and the vertices of G . Vertices in this map are the known vertices of G . There are three main types of transitions:

- A **constraint** transition asserts that a property of the known vertices holds. This can be checking for a vertex or edge label, or checking that an edge between two known vertices and ports exists.
- A **new vertex** transition asserts that there is an edge between a known vertex v at a port p and a new vertex at a port p' . The new vertex must not be any of the known vertices. When the transition is followed, a new symbol is introduced and the vertex is added to the symbol vertex map.
- A **set anchor** transition is an ϵ -transition, i.e. a non-deterministic transition that is always allowed. Semantically, it designates a known vertex as an anchor.

By requiring that all constraint transitions from a given state assert mutually exclusive predicates (such as edges starting from a given vertex and port, or the vertex label of a given vertex), we can ensure that constraint transitions are always deterministic. New vertex transitions are also deterministic in finite depth patterns¹, so that in the regime explored in this paper, the only source of non-determinism is the choice of anchors. Intuitively, this corresponds to the facts that the prefix tree traversal of Section 4 is deterministic while the anchors enumeration of Listing 2 returns a multitude of options to be explored exhaustively.

To obtain a set of matching patterns from a run of the automaton, we store pattern matches as lists at the automaton states. When a state is added to the set of current states, its list of matches are added to the output. To build the automaton, we consider one pattern at a time, convert it into a chain of transitions of the above types that is then added to the state transition graph. At the target state of the last transition, we then add the pattern ID to the list of matched patterns.

¹ In cyclic and non-convex cases, it can happen that a vertex is both a known vertex of a large pattern and a new vertex within a smaller subpattern.