

TorchCP: A Library for Conformal Prediction based on PyTorch

Hongxin Wei
Jianguo Huang

weihx@sustech.edu.cn
huangjg@shanghaitech.edu.cn

February 21, 2024

Abstract

TorchCP is a Python toolbox for conformal prediction research on deep learning models. It contains various implementations for posthoc and training methods for classification and regression tasks (including multi-dimension output). TorchCP is built on PyTorch (Paszke et al., 2019) and leverages the advantages of matrix computation to provide concise and efficient inference implementations. The code is licensed under the LGPL license and is open-sourced at <https://github.com/ml-stat-Sustech/TorchCP>.

1 Introduction

Conformal prediction (Balasubramanian et al., 2014) is a statistical framework that generates uncertainty intervals for the prediction of machine learning models. In this library, we provisionally consider the conformal prediction methods that are variants of split conformal prediction (or inductive conformal prediction). We next outline the main procedure of split conformal prediction for a general input \mathbf{x} and output y .

1. Split a dataset into two complementary subsets, i.e., a training fold \mathcal{D}_{tr} and a calibration fold \mathcal{D}_{cal} whose size $|\mathcal{D}_{cal}|$ is n .
2. Train a deep learning model on \mathcal{D}_{tr} ;
3. Define a non-conformity score function $s(\mathbf{x}, y)$;
4. Compute \hat{q} as the $\frac{\lceil (n+1)(1-\alpha) \rceil}{n}$ quantile of the calibration scores $\{s(\mathbf{x}_i, y_i) : (\mathbf{x}_i, y_i) \in \mathcal{D}_{cal}\}$.
5. Use the quantile to generate the uncertainty intervals for a new instance \mathbf{x}_{test} :

$$\mathcal{C}(\mathbf{x}_{test}) = \{y : s(\mathbf{x}_{test}, y) \leq \hat{q}\}$$

The prediction set always satisfies a validity property for any score function and data distribution under the i.i.d condition. We formally give the coverage guarantee next.

Theorem 1. (Conformal coverage guarantee; Papadopoulos et al. (2002)). Suppose $(\mathbf{x}_i, y_i)_{i=1, \dots, n}$ and $(\mathbf{x}_{test}, y_{test})$ are i.i.d. and define \hat{q} as in step 4 above and $\mathcal{C}(X_{test})$ as in step 5 above. Then the following holds:

$$\mathbb{P}(y_{test} \in \mathcal{C}(\mathbf{x}_{test})) \geq 1 - \alpha$$

Meanwhile, Theorem 1 also holds on the assumption of exchangeability (Lei et al., 2018; Tibshirani et al., 2019). The i.i.d. assumption in the above Theorem is stronger than the assumption of exchangeability that is practicable in the real world.

The target tasks of conformal prediction are roughly divided into two categories: classification and regression. The existing methods for classification focus on the design of non-conformity score functions (Huang et al., 2023; Angelopoulos et al., 2020; Romano et al., 2020; Sadinle et al., 2019), conformal prediction algorithms for different settings (Ding et al., 2024; Tibshirani et al., 2019; Shi et al., 2013), and some training methods (Stutz et al., 2021).

For regression problems, the main research point is the design of conformal prediction algorithms (Gibbs and Candès, 2021; Lei et al., 2018), some of which involve new training methods (Romano et al., 2019; Guha et al., 2023). Moreover, the main challenging problem is the distribution-shift time-series problem (Gibbs and Candès, 2021), which violates the assumption of exchangeability, rendering the invalid coverage rate.

TorchCP aims to provide researchers with out-of-the-box tools for conducting research in all the mentioned directions. Compared to existing conformal prediction related toolboxes (Mendil et al., 2023), TorchCP are designed for

1. *concise* and *consistent* APIs for posthoc methods and training methods;
2. *fast* executions with GPU-powered PyTorch implementations, which are important for the inference process on deep learning models.

In this technical report, we give an overview of the design considerations and implementations of classification in Section 2, regression in Section 3. The latest list of reproduced methods can be found in the [README.md](#) (continuously being updated). Finally, We provide some experimental examples and the corresponding core codes to help users use TorchCP quickly.

2 Classification

TorchCP implements various methods for classification tasks, where [README.md](#) maintains a complete list of them. We outline some of our design considerations and choices when implementing these methods. Specifically, we describe score functions in Section 2.1, conformal prediction algorithms (i.e., predictors) in Section 2.2, and loss functions in Section 2.3.

2.1 Score functions

TorchCP currently implements the following core functions:

- THR (Sadinle et al., 2019),
- APS (Romano et al., 2020),
- RAPS (Angelopoulos et al., 2020),
- SAPS (Huang et al., 2023),
- Margin (Löfström et al., 2015).

We use `score_function` to represent any score function in the library. The `score_function` takes \mathbf{x} and y as its arguments, where \mathbf{x} is the image feature and y is the true label of \mathbf{x} . `score_function(\mathbf{x} , y)` returns the non-conformity score of (\mathbf{x}, y) . If y is None, `score_function` returns the non-conformity scores of all labels. For some score functions that calculate the conformity scores in the original papers, we transform these scores into non-conformity scores by multiplying the conformity scores and a negative value.

2.2 Predictors

For different problem settings, such as distribution shift and conditional validity, the main work focuses on conformal prediction algorithms. The following are the implemented algorithms:

- `SplitPredictor` (Balasubramanian et al., 2014),
- `ClusterPredictor` (Ding et al., 2024),
- `WeightedPredictor` (Tibshirani et al., 2019),
- `ClassWisePredictor` (Shi et al., 2013).

Each of the predictors contains three core arguments:

- `score_function`,
- `model`,
- `temperature`.

Taking `SplitPredictor` as the running example, `score_function` is the mapping used to calculate the non-conformity scores, `model` is the classifier, `temperature` is the single scalar parameter of Temperature Scaling Guo et al. (2017). `model(x)` contains the logits of neural networks.

Furthermore, if you have calculated the logits of the calibration set in advance, you can use the function `calculate_threshold` whose arguments are logits, $[y_i, \dots, y_n]$, α , respectively. This procedure will omit the inference time of models. Similarly, Given the predicted logits of the test instances, you can use `predict_with_logits` to generate the prediction set of these test instances.

Remark 1. *The value of `temperature` is user-guided or fine-tuned on another dataset. If the size of the calibration set is sufficiently large, you can directly fine-tune `temperature` on it. If not, we advise you to use the other disjoint dataset to fine-tune `temperature` to avoid overfitting. Further research about how temperature scaling influences conformal prediction can be found in (Xi et al., 2024; Dabah and Tirer, 2024)*

2.3 Loss functions

Besides the posthoc methods, the current version of TorchCP also implements training methods:

- `ConTr` (Stutz et al., 2021).

Each of the loss functions is the subclass of `torch.nn.Module`. Taking `ConTr` as the running example, the arguments of `forward` are the predicted logits and the truth labels. Meanwhile, The loss function can be added to any other loss function, such as cross-entropy.

3 Regression

In this library, we consider regression problems with one-dimension output or multi-dimension output. Some methods are designed for time-series problems (i.e., the data generating distribution varies over time). TorchCP currently implements the following predictors:

- `SplitPredictor` (Lei et al., 2018),
- `CQR` (Romano et al., 2019),
- `ACI` (Gibbs and Candes, 2021),
- `R2CCP` (Guha et al., 2023).

Each of the predictors contains three core arguments:

- `model`.

The `model` is a standard regression model, whose default output is a scalar.

Besides, to generalize TorchCP to more complex problems, the classical methods, i.e., `SplitPredictor`, `CQR`, `ACI`, also support the multi-dimension predictions. For example, with a regression model predicting global temperature distribution for a certain time of the world, the predicted result is a 2-dimensional image. The user can first flat the predicted image into a vector (i.e., a multi-dimension output), and then implement the conformal prediction procedure.

3.1 Loss functions

Here, we also consider some loss functions for regression problems, which are proposed for conformal prediction.

- `QuantileLoss` (Romano et al., 2019),
- `R2ccpLoss` (Guha et al., 2023).

Compared to the standard quantile regression model which outputs the predictions at a fixed quantile, `QuantileLoss` in our library needs the model to output two predictions rather single prediction, including a prediction at a low quantile $\frac{1}{2}\alpha$ and the other prediction at a high quantile $1 - \frac{1}{2}\alpha$.

For `R2ccpLoss`, we need first to discretize the continuous output space into bins, treating each bin as a distinct class. `R2ccpLoss` penalizes the density on bins far from the true output value but also facilitates variability by using an entropy regularization.

4 Benchmark Results

In this section, we provide two basic experiments about classification and regression where TorchCP is used to quantify the uncertainty of prediction models. For classification, we deploy different conformal prediction algorithms on ImageNet, including marginal coverage and conditional coverage for each $\alpha \in \{0.1, 0.2, \dots, 0.9\}$. For the regression problem, We provide a synthetic experiment under distribution shift with $\alpha = 0.1$. All experiments are conducted with five trials and the mean results are reported.

4.1 Classification on ImageNet

In this experiment, we use the model ResNet101 from Torchvision, which is pre-trained on ImageNet. Then, we divide the test dataset of ImageNet equally into a calibration set containing 25k images and a test set containing 25k images. To improve the computational efficiency, we first complete the inference process of the model and get the logits and labels. Thereafter, we can initialize a conformal algorithm and a non-conformity score function. The code snippet below shows how a score function is encapsulated:

```
from torchcp.classification.scores import THR, APS, SAPS, RAPS, Margin
from torchcp.classification.predictors import SplitPredictor, ClusterPredictor,
                                         ClassWisePredictor

# Preparing a calibration data and a test data.
num_classes = 100
# The calibration dataset
cal_logits = ...
```

```

cal_labels = ...
# The testing dataset
test_logits = ...
test_labels = ...

# Options of score function: THR, APS, SAPS, RAPS, Margin
score_function = THR()
# score_function = APS()
# score_function = RAPS(penalty=1, kreg=0)
# score_function = SAPS(0.25)
# score_function = Margin()

# Define a conformal prediction algorithm. Optional: SplitPredictor,
# ClusterPredictor, ClassWisePredictor
alpha = 0.1
predictor = SplitPredictor(score_function=score_function, model=model)
# Calibrating the predictor with a significance level of 0.1
predictor.calculate_threshold(cal_logits, cal_labels, alpha)

#####
# Predicting for all test instances
#####
prediction_sets = predictor.predict_with_logits(test_logits)

#####
# Evaluating the coverage rate, average set size, and CovGap on a given dataset.
#####
from torchcp.classification.utils.metrics import Metrics
Coverage_rate = metrics('coverage_rate')(prediction_sets, test_labels)
Average_size = metrics('average_size')(prediction_sets, test_labels)
CovGap = metrics('CovGap')(prediction_sets, test_labels, alpha, num_classes)

```

4.1.1 Marginal Conformal Prediction

In this section, we focus on the marginal coverage rate, so we only consider `SplitPredictor` and various non-conformity score functions. For RAPS, the regularization hyper-parameters chosen in this report are $\lambda = 1$ and $k_{reg} = 0$. For SAPS, the ranking weight is set as 0.25. All results are summarised in Figure 1.

4.1.2 Conditional Conformal Prediction

In this section, we consider the class-conditional coverage rate for different conformal prediction algorithms, i.e., `SplitPredictor`, `ClusterPredictor`, `ClassWisePredictor`. We use `CovGap` (Ding et al., 2024) to evaluate the performance of class-conditional coverage, whose value represents the average violation of all classes. The results are reported in Figure 2.

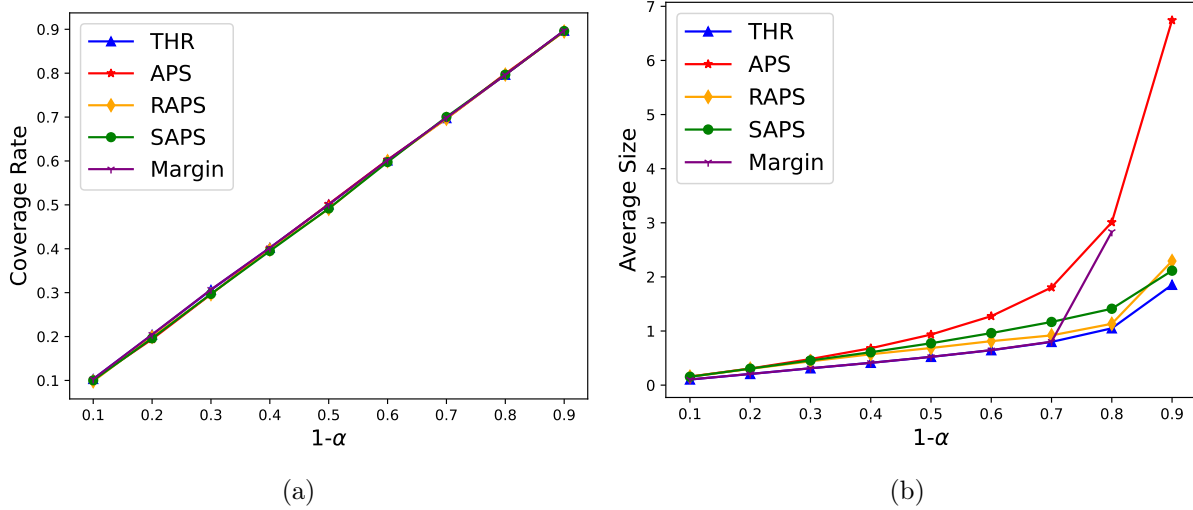


Figure 1: (a) The coverage rate for different score functions on various significant levels. (b) The average size of prediction sets for different score functions on various significant levels.

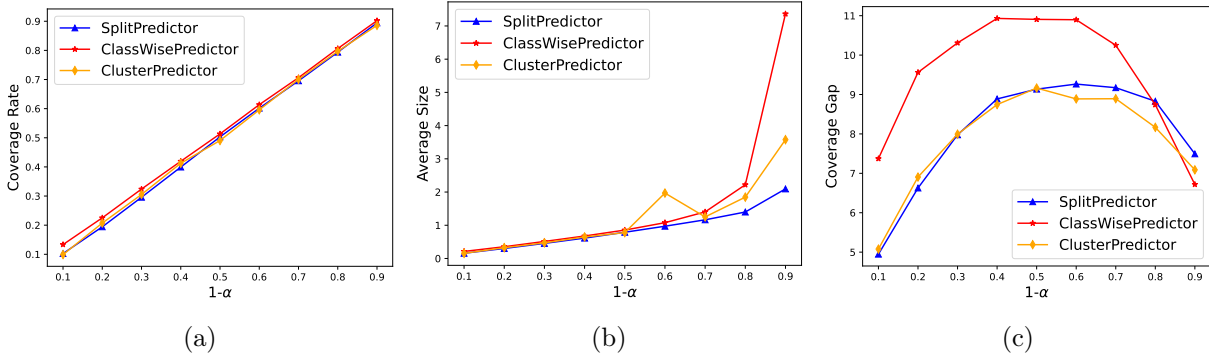


Figure 2: (a) The coverage rate for different algorithms on various significant levels. (b) The average size of prediction sets for different algorithms on various significant levels. (c) The average CovGap for different algorithms on various significant levels.

4.2 Regression

In this section, we consider a distribution-shift time series problem, where the test data is shifted with respect to the training data. The time-series data points are generated by the following equation (Zaffran et al., 2022):

$$Y_t = 10 \sin(\pi X_{t,1} X_{t,2}) + 20 (X_{t,3} - 0.5)^2 + 10X_{t,4} + 5X_{t,5} + 0X_{t,6} + \varepsilon_t$$

where the X_t are multivariate uniformly distributed on $[0, 1]$, and $X_{t,6}$ represents an uninformative variable. The noise ε_t is generated from an ARMA(1, 1) process of parameters φ and θ , i.e. $\varepsilon_{t+1} = 0.8\varepsilon_t + \xi_{t+1} + 0.8\xi_t$, with ξ_t a white noise called the innovation.

We use the QuantileLoss to train a quantile regression model. And, setting the hyper-parameter of ACI γ as 0.03. We provide the core codes in the following:

```

import torch
from torch.utils.data import DataLoader
from torchcp.regression.predictors import SplitPredictor, CQR, ACI, R2CCP
from torchcp.regression.loss import QuantileLoss
from torchcp.regression import Metrics

#####
# Preparing dataset
#####
train_data_loader = ...
alpha = 0.1
quantiles = [alpha / 2, 1 - alpha / 2]
model = ...
criterion = QuantileLoss(quantiles)
optimizer = torch.optim.Adam(model.parameters(), lr=0.01)
epochs = 10
for epoch in range(epochs):
    train(model, device, epoch, train_data_loader, criterion, optimizer)
model.eval()

#####
# Conformal Quantile Regression (CQR)
#####
predictor = CQR(model)
cal_data_loader: DataLoader = ...
test_X: torch.Tensor = ...
predictor.calibrate(cal_data_loader, alpha)
predicts_sets = predictor.predict(test_X)

```

The results are reported in Figure 3. Since the data don't satisfy the exchangeability, CQR can not get the valid marginal coverage rate, i.e., 0.80. Instead, ACI gets a valid marginal coverage rate, i.e., 0.91.

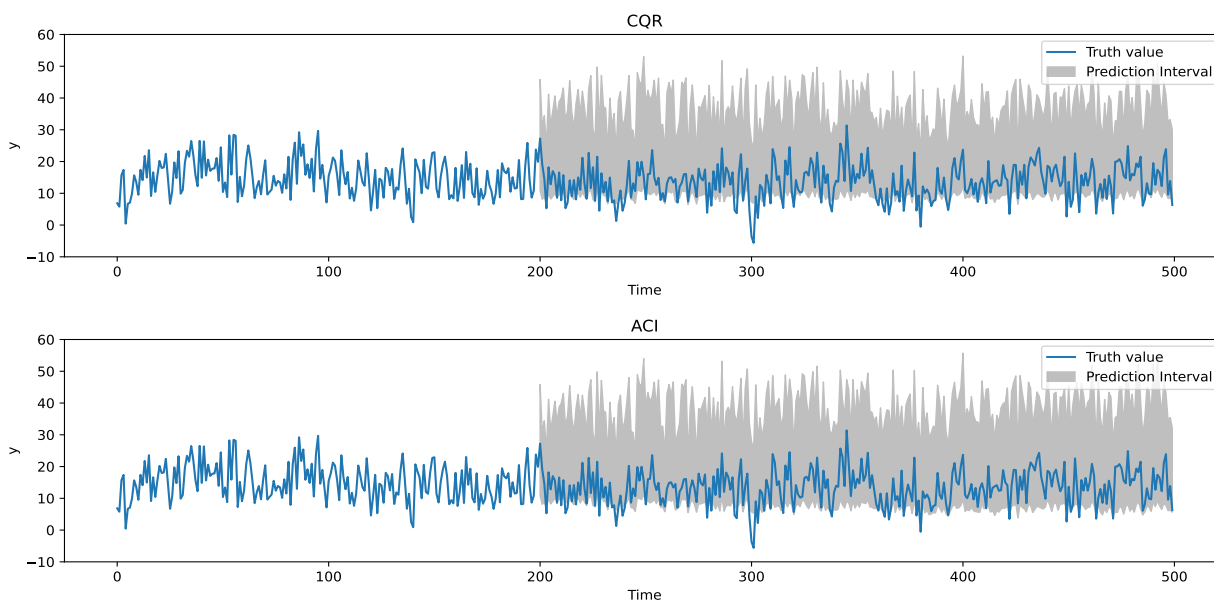


Figure 3: The prediction intervals for CQR and ACI. We use the first 200 points to train the regression model and test the leftover 300 points.

References

- Angelopoulos, A. N., Bates, S., Jordan, M., and Malik, J. (2020). Uncertainty sets for image classifiers using conformal prediction. In *International Conference on Learning Representations*. (page 2)
- Balasubramanian, V., Ho, S.-S., and Vovk, V. (2014). *Conformal prediction for reliable machine learning: theory, adaptations and applications*. Newnes. (pages 1 and 3)
- Dabah, L. and Tirer, T. (2024). On calibration and conformal prediction of deep classifiers. *arXiv preprint arXiv:2402.05806*. (page 3)
- Ding, T., Angelopoulos, A., Bates, S., Jordan, M., and Tibshirani, R. J. (2024). Class-conditional conformal prediction with many classes. *Advances in Neural Information Processing Systems*, 36. (pages 2, 3, and 5)
- Gibbs, I. and Candes, E. (2021). Adaptive conformal inference under distribution shift. *Advances in Neural Information Processing Systems*, 34:1660–1672. (pages 2 and 3)
- Guha, E., Natarajan, S., Möllenhoff, T., Khan, M. E., and Ndiaye, E. (2023). Conformal prediction via regression-as-classification. In *NeurIPS 2023 Workshop on Regulatable ML*. (pages 2, 3, and 4)
- Guo, C., Pleiss, G., Sun, Y., and Weinberger, K. Q. (2017). On calibration of modern neural networks. In *International conference on machine learning*, pages 1321–1330. PMLR. (page 3)
- Huang, J., Xi, H., Zhang, L., Yao, H., Qiu, Y., and Wei, H. (2023). Conformal prediction for deep classifier via label ranking. *arXiv preprint arXiv:2310.06430*. (page 2)
- Lei, J., G’Sell, M., Rinaldo, A., Tibshirani, R. J., and Wasserman, L. (2018). Distribution-free predictive inference for regression. *Journal of the American Statistical Association*, 113(523):1094–1111. (pages 1, 2, and 3)
- Löfström, T., Boström, H., Linusson, H., and Johansson, U. (2015). Bias reduction through conditional conformal prediction. *Intelligent Data Analysis*, 19(6):1355–1375. (page 2)
- Mendil, M., Mossina, L., and Vigouroux, D. (2023). Puncc: a python library for predictive uncertainty calibration and conformalization. In *Conformal and Probabilistic Prediction with Applications*, pages 582–601. PMLR. (page 2)
- Papadopoulos, H., Proedrou, K., Vovk, V., and Gammerman, A. (2002). Inductive confidence machines for regression. In *Machine Learning: ECML 2002: 13th European Conference on Machine Learning Helsinki, Finland, August 19–23, 2002 Proceedings 13*, pages 345–356. Springer. (page 1)
- Paszke, A., Gross, S., Massa, F., Lerer, A., Bradbury, J., Chanan, G., Killeen, T., Lin, Z., Gimelshein, N., Antiga, L., et al. (2019). Pytorch: An imperative style, high-performance deep learning library. *Advances in neural information processing systems*, 32. (page 1)
- Romano, Y., Patterson, E., and Candes, E. (2019). Conformalized quantile regression. *Advances in neural information processing systems*, 32. (pages 2, 3, and 4)
- Romano, Y., Sesia, M., and Candes, E. (2020). Classification with valid and adaptive coverage. *Advances in Neural Information Processing Systems*, 33:3581–3591. (page 2)

- Sadinle, M., Lei, J., and Wasserman, L. (2019). Least ambiguous set-valued classifiers with bounded error levels. *Journal of the American Statistical Association*, 114(525):223–234. (page 2)
- Shi, F., Ong, C. S., and Leckie, C. (2013). Applications of class-conditional conformal predictor in multi-class classification. In *2013 12th International Conference on Machine Learning and Applications*, volume 1, pages 235–239. IEEE. (pages 2 and 3)
- Stutz, D., Cemgil, A. T., Doucet, A., et al. (2021). Learning optimal conformal classifiers. *arXiv preprint arXiv:2110.09192*. (pages 2 and 3)
- Tibshirani, R. J., Foygel Barber, R., Candès, E., and Ramdas, A. (2019). Conformal prediction under covariate shift. *Advances in neural information processing systems*, 32. (pages 1, 2, and 3)
- Xi, H., Huang, J., Feng, L., and Wei, H. (2024). Does confidence calibration help conformal prediction? *arXiv preprint arXiv:2402.04344*. (page 3)
- Zaffran, M., Féron, O., Goude, Y., Josse, J., and Dieuleveut, A. (2022). Adaptive conformal predictions for time series. In *International Conference on Machine Learning*, pages 25834–25866. PMLR. (page 6)