

List-aware Reranking-Truncation Joint Model for Search and Retrieval-augmented Generation

Shicheng Xu

CAS Key Laboratory of AI Security
Institute of Computing Technology,
Chinese Academy of Sciences
University of Chinese Academy of
Sciences, China
xushicheng21s@ict.ac.cn

Liang Pang*

CAS Key Laboratory of AI Security
Institute of Computing Technology,
Chinese Academy of Sciences,
China
pangliang@ict.ac.cn

Jun Xu

Gaoling School of Artificial
Intelligence
Renmin University of China, China
junxu@ruc.edu.cn

Huawei Shen

CAS Key Laboratory of AI Security
Institute of Computing Technology,
Chinese Academy of Sciences, China
shenhuawei@ict.ac.cn

Xueqi Cheng

CAS Key Laboratory of AI Security
Institute of Computing Technology,
Chinese Academy of Sciences, China
cxq@ict.ac.cn

ABSTRACT

The results of information retrieval (IR) are usually presented in the form of a ranked list of candidate documents, such as web search for humans and retrieval-augmented generation for large language models (LLMs). List-aware retrieval aims to capture the list-level contextual features to return a better list, mainly including reranking and truncation. Reranking finely re-scores the documents in the list. Truncation dynamically determines the cut-off point of the ranked list to achieve the trade-off between overall relevance and avoiding misinformation from irrelevant documents. Previous studies treat them as two separate tasks and model them separately. However, the separation is not optimal. First, it is hard to share the contextual information of the ranking list between the two tasks. Second, the separate pipeline usually meets the error accumulation problem, where the small error from the reranking stage can largely affect the truncation stage. To solve these problems, we propose a Reranking-Truncation joint model (GenRT) that can perform the two tasks concurrently. GenRT integrates reranking and truncation via generative paradigm based on encoder-decoder architecture. We also design the novel loss functions for joint optimization to make the model learn both tasks. Sharing parameters by the joint model is conducive to making full use of the common modeling information of the two tasks. Besides, the two tasks are performed concurrently and co-optimized to solve the error accumulation problem between separate stages. Experiments on public learning-to-rank benchmarks and open-domain Q&A tasks show that our method achieves SOTA performance on both reranking and truncation tasks for web search and retrieval-augmented LLMs.

*Corresponding author

Permission to make digital or hard copies of part or all of this work for personal or classroom use is granted without fee provided that copies are not made or distributed for profit or commercial advantage and that copies bear this notice and the full citation on the first page. Copyrights for third-party components of this work must be honored. For all other uses, contact the owner/author(s).
WWW '24, May 13–17, 2024, Singapore
© 2024 Copyright held by the owner/author(s).
ACM ISBN 978-x-xxxx-xxxx-x/YY/MM.
<https://doi.org/10.1145/nnnnnnn.nnnnnnn>

CCS CONCEPTS

• Information systems → Retrieval models and ranking.

KEYWORDS

Reranking, Truncation, Retrieval-augmented LLMs

ACM Reference Format:

Shicheng Xu, Liang Pang, Jun Xu, Huawei Shen, and Xueqi Cheng. 2024. List-aware Reranking-Truncation Joint Model for Search and Retrieval-augmented Generation. In *Proceedings of the ACM Web Conference 2024 (www '24)*, May 13–17, 2024, Singapore. ACM, New York, NY, USA, 11 pages. <https://doi.org/10.1145/nnnnnnn.nnnnnnn>

1 INTRODUCTION

In information retrieval (IR), even though the ranking methods based on probability ranking principle [36] (PRP) that assumes the relevance of each document is modeled independently for a query have been widely used [8, 19, 37, 43, 44], many studies have shown that users' feedback of the retrieval result is based on the entire returned list [38, 46, 47]. In web search, humans usually compare multiple documents in the list before clicking. In retrieval-augmented generation for LLMs, LLMs process the documents in the ranking list of prompt via self-attention [39] and select the information for generation [20, 24, 45]. It has been proven that the performance of the retrieval-augmented LLMs is affected by the length of the retrieved list and the arrangement of documents within the list provided in the prompt [24].

Therefore, list-aware retrieval models [28] are proposed as the post-processing stage of IR, which are used to capture the list-level contextual features. List-aware retrieval mainly includes reranking and truncation. Reranking exploits list-level contextual features to re-score each document. Truncation dynamically determines the cut-off point of the list to achieve the optimal trade-off between overall relevance and weeding out irrelevant documents, which is meaningful to improve retrieval efficiency and avoid misinformation [24, 40]. Truncation is important for the domains that need users to use the high cost to judge the relevance of documents [26]. It is also important for retrieval-augmented LLMs. Because the

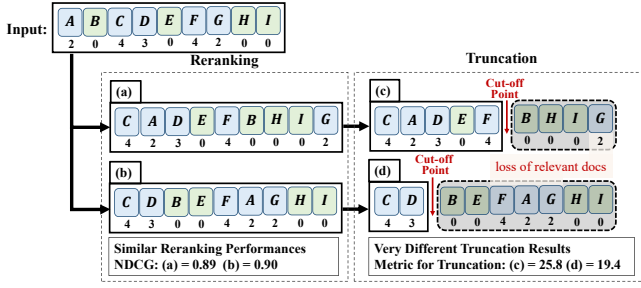


Figure 1: Problems of the separation of reranking and truncation. Separate pipeline leads to the error accumulation problem between two stages and the loss of relevant documents. Similar reranking but results in different truncations.

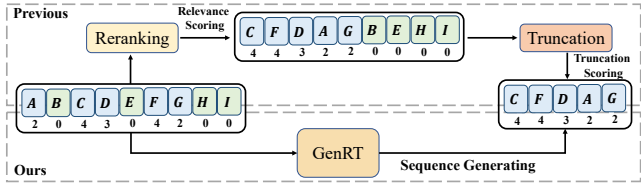


Figure 2: Comparison with previous methods.

performance of LLMs fluctuates with the number of retrieved documents, while for different prompts, the suitable number of retrieved documents changes dynamically. Blindly increasing the number of retrieved documents will not always improve performance, but will affect the efficiency of LLMs and introduce noise [24].

Previous methods model reranking and truncation separately [1, 4, 28, 40], first rerank and then truncate. Although LeCut [26] exchanges features between the two models in training, it still treats them as separate models and stages during inference. This leads to several problems. **First**, these two tasks are interdependent but the separation makes it hard to exploit the information shared between them. Document relevance modeled by reranking can provide an important basis for truncation. Trade-off characterization of the relevance and position of documents in the list modeled by truncation provides important contextual interaction information for reranking. **Second**, the separate pipeline usually meets the error accumulation problem, where the error from the reranking stage can affect the truncation stage largely, which cannot be directly optimized during training. There are two factors that cause this. 1) Inconsistent document relevance judgment in two separate stages. As shown in list (b) of Figure 1, the reranking model mistakenly thinks that *B* and *E* are highly relevant, but the truncation model thinks they are irrelevant and thus truncates the list at top-ranked position. 2) Reranking and truncation have different concerns to ranking list. Truncation is more sensitive to the ranking performance of the top-ranked documents because once too many irrelevant documents appear at the top of list, it causes the list to be truncated at these documents to lose relevant documents that are ranked behind it. But reranking focuses on the overall ranking performance of the entire list and is not sensitive to the case that irrelevant documents appear at the top of list. Figure 1 shows that although (a) and (b)

have similar reranking performance (0.89 and 0.90), two irrelevant top-ranked documents (*B* and *E*) of (b) result in the worse result of reranking-truncation pipeline than (a) ($19.4 < 25.8$).

To solve the above problems, it is necessary to get a joint model to perform them concurrently. However, there are several challenges. First, how to make the two tasks share the modeling information effectively (C1). Second, reranking is a process of dynamically changing the ranking list. However, the truncation decision needs to be based on a static list, how to perform them concurrently (C2). Third, how to design loss functions for joint learning (C3).

In this paper, we propose a Reranking-Truncation joint model via sequence generation called GenRT (shown in Figure 2). The input of GenRT is a ranked list, and GenRT can perform reranking and truncation concurrently to directly output the final list that has been reranked and truncated. Specifically, to address C1, we design the global dependency encoder to provide global list-level contextual features within ranked lists that can be shared by reranking and truncation. To address C2, different from the mainstream ranking model that ranks documents by estimating the score of documents, GenRT outputs the final reranked list step by step in the paradigm of sequence generation. At each time step, the document at the current ranking position is selected according to the previous state and the current candidate set, and the local optimal truncation decision is made at the same time. Truncation is transformed into a binary classification task based on the forward and backward sequential information of the dynamic list at each step. Sequence generation paradigm records the forward information and we also introduce the local backward window to provide the backward information. In this way, our model can combine dynamic reranking with static truncation. To address C3, we design step-adaptive attention loss and step-by-step lambda loss and combine them as the objective function for reranking. We introduce the reward augmented maximum likelihood (RAML [27]) to design the RAML-based soft criterion as the loss function for truncation at each step.

To sum up, our contributions are: (1) We point out the problem of separating reranking and truncation in list-aware retrieval and propose that these two tasks can be concurrently done with a joint model. (2) We propose the novel model, inference paradigm, and loss function to jointly optimize and perform reranking and truncation on only one model. (3) Experimental results on public learning-to-rank benchmarks and open-domain Question-answer tasks show that our method achieves state-of-the-art performance on both reranking and truncation tasks for web search and retrieval-augmented LLMs. The code will be released on <https://github.com/xsc1234/GenRT/>.

2 RELATED WORK

2.1 Reranking in List-aware Retrieval

Reranking in list-aware retrieval exploits list-level contextual features to re-score and rank each document in the list. DLCM [1] uses recurrent neural network (RNN) to encode the contextual information of the list and reranks the documents. GSF [2] proposes a multivariate scoring function framework to score the document affected by other documents. SetRank [28] employs multi-head self-attention to capture interaction information within the list. PRM [29] optimizes personalized recommendations by capturing

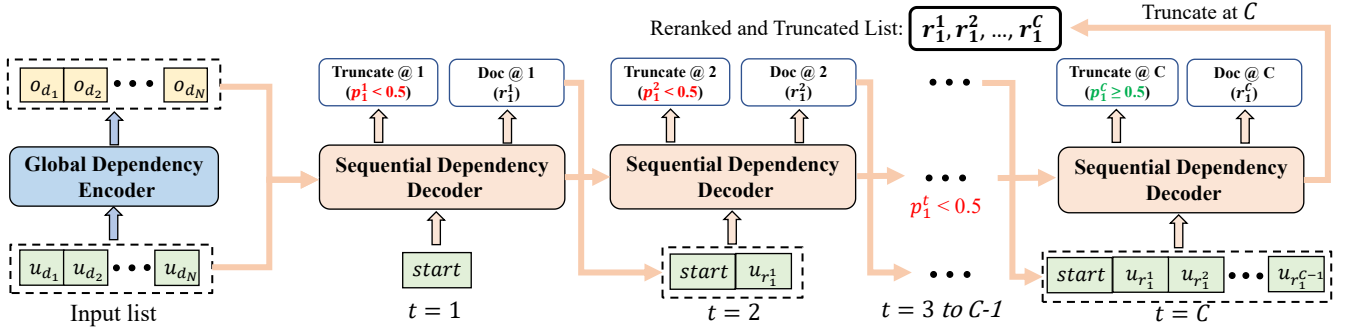


Figure 3: Overview of GenRT. Global dependency encoder captures the features of the initial list. Sequential dependency decoder generates the final list step-by-step with decreasing relevance and concurrently makes truncation decision.

user-personalized information. IRGPR [25] employs GNN to capture the relationship between candidate items. DASALC [32] further explores neural IR models from data augmentation perspective. SRGA [30] proposes a scope-aware reranking model with gated attention. MIR [42] considers the dynamic interaction between the user behavior and the candidate set. [12, 13, 15, 41] exploit counterfactual signals for re-score. Different from them, we use the sequence generation method to directly generate a reranked list. Although Seq2Slate [5] and Globalrerank [48] also use the similar generative method, they do not satisfy the permutation-invariant [28]. The most prominent difference between previous studies is that our method can not only be applied to single reranking task but also perform reranking and truncation concurrently.

2.2 Truncation in List-aware Retrieval

Truncation aims to determine the best cut-off point for the input ranked list to achieve the optimal trade-off between overall relevance and weeding out irrelevant documents. Recently, some work uses machine learning methods to solve the truncation problem. [10] investigate machine learning approaches for learning dynamic cut-offs within cascade-style IR systems. BiCut [23] leverages bidirectional LSTM to find the best truncation point. Choppy [4] uses transformer to model the input ranked list. AttnCut [40] uses RAML [27] to make the model optimize user-defined metric directly and smoothly. LeCut [26] passes the relevance information of the ranking model to the truncation model during training time and iteratively trains between ranking and truncation. Different from them, we focus on jointly modeling truncation and reranking. We transform truncation into a step-by-step binary classification task and leverage the paradigm of sequence generation to combine dynamic reranking with static truncation and design binary classification soft criterion as the optimization object for truncation.

3 METHOD

The overall architecture of GenRT is shown in Figure 3. GenRT aims to jointly model reranking and truncation by a shared model and perform these two tasks concurrently during the inference. The most critical challenge to achieve this is that reranking dynamically changes the ranked list, while the truncation decision needs to be based on a static list. To address the challenge, GenRT adopts

encoder-decoder architecture consisting of a global dependency encoder and a sequential dependency decoder. Global dependency encoder is used to capture the global list-level contextual features of the input list by multi-head self-attention (MHSA) [39], which can be shared by the reranking and truncation. Sequential dependency decoder generates the final list step-by-step with decreasing relevance and makes truncation decision at each step based on the bidirectional sequential information. This sequence generation paradigm combines dynamic reranking with static truncation, which can address the critical challenge. Details are introduced below.

3.1 Global Dependency Encoder

Global dependency encoder captures the list-level contextual features within the input list. As for the input of the encoder, each document in the input list is represented as an embedding. As shown in Figure 4, given a query q , a document list $D = [d_1, d_2, \dots, d_N]$, and initial ranking score list $L = [l_1, l_2, \dots, l_N]$ obtained from previous ranking stage (e.g. retrieval), input embedding for document d_i is:

$$\mathbf{u}_{d_i} = f(q, d_i, l_i), \mathbf{u}_{d_i} \in \mathbb{R}^Z, i \in [1, N]. \quad (1)$$

N is the number of documents in the input list, f is used to fuse the features of q , d_i and the initial ranking feature l_i . Specifically, for the feature-based ranking tasks such as MSLR (input data is the learning-to-rank feature), we follow [1, 28] to use the traditional learning-to-rank method to extract the features (matching, pagerank, etc.) between q and d_i as described in SetRank [28] and concatenate the features with the ranking score l_i to obtain \mathbf{u}_{d_i} . For the text-based ranking tasks such as Natural Questions [22] (input data is text), we use the output embedding of [CLS] token in the interaction-based ranking model as the representation $C(q, d_i)$ for q and d_i . The score l_i is mapped to a learnable position embedding $\mathbf{l}_p \in \mathbb{R}^Z$ according to its rank in L . Then, $C(q, d_i)$ and \mathbf{l}_p are added element-wise to obtain \mathbf{u}_{d_i} . The embeddings corresponding to the documents in the list are concatenated to get $\mathbf{U} \in \mathbb{R}^{N \times Z}$, and the matrix of vectors for the input list L can be represented as:

$$\mathbf{U} = [\mathbf{u}_{d_1}, \mathbf{u}_{d_2}, \dots, \mathbf{u}_{d_N}]^T. \quad (2)$$

Transfer layer is used to map \mathbf{U} to the vector space of multi-head self-attention (MHSA) [39] and align the dimensions:

$$\mathbf{X} = \text{Swish}(\text{MLP}(\mathbf{U})), \mathbf{X} \in \mathbb{R}^{N \times E}, \quad (3)$$

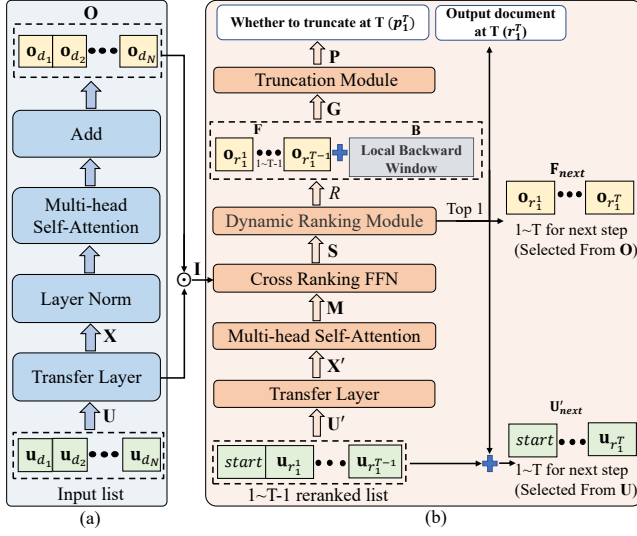


Figure 4: (a) Global Dependency Encoder and (b) Sequential Dependency Decoder at T -th step.

where MLP is multilayer perceptron, *Swish* is the activation function that is shown to have stronger generalization [35], E is the dimension of MHSA. In order to retain the feature of the document itself while capturing the list-level contextual features, we adopt the residual connection method as:

$$\mathbf{O} = \mathbf{X} + \text{MHSA}(\text{LN}(\mathbf{X})), \quad (4)$$

where $\mathbf{O} = [\mathbf{o}_{d_1}, \mathbf{o}_{d_2}, \dots, \mathbf{o}_{d_N}]^T$ is the output of global dependency encoder. \mathbf{o}_{d_i} contains the list-level contextual features in the ranked list and the input feature of d_i , which can be shared by reranking and truncation. LN is layer normalization [3].

3.2 Sequential Dependency Decoder

Sequential dependency decoder follows the paradigm of generating sequences to generate the final list step-by-step with decreasing relevance and makes truncation decision at each step based on the bidirectional sequential information. In Figure 4, we show the operation of the decoder at the T -th step. Multi-head self-attention captures the interaction information of the document sequence from 1 to $T-1$ steps of the reranked list. Previously generated documents from 1 to $T-1$ steps serve as sequential dependency information to facilitate the selection of subsequent relevant documents [9, 14]. Cross ranking FFN and dynamic ranking module determine the dynamic ranking list and select the best output document at each step. The ordinal number of the step is the rank of its output document in the final reranked list. At the same time, the truncation module makes truncation decision based on the bidirectional sequential information obtained by the dynamic ranking module and local backward window at each step.

We describe the operation mechanism of the decoder at the T -th step in detail. Given an input document list $D' = \{r_1^1, r_1^2, \dots, r_1^{T-1}\}$ (r_1^t is the output document at step t) from 1 to $T-1$ (the documents that have been reranked), the representation vectors U' and X' can be obtained according to Equ.(1)(2)(3) with the same parameters.

MHSA is used to capture the list-level contextual features of the reranked list from 1 to $T-1$ and it can be used as the sequential dependency for the current step:

$$\text{MHSA}(\mathbf{X}') \rightarrow [\mathbf{m}_{r_1^1}, \mathbf{m}_{r_1^2}, \dots, \mathbf{m}_{r_1^{T-1}}]^T.$$

Cross ranking FFN estimates the generation score for each document to select the best output document at the current generating step, which is the core module of the decoder. The input of this module comes from decoder and encoder. Specifically, the input from the decoder side is $\mathbf{m}_{r_1^{T-1}}$ from MHSA(\mathbf{X}'), which is the sequential dependency information at T -th step. Expand $\mathbf{m}_{r_1^{T-1}} \in \mathbb{R}^E$ to the matrix $\mathbf{M} \in \mathbb{R}^{N \times E}$, each row of \mathbf{M} is $\mathbf{m}_{r_1^{T-1}}$. The input from the encoder side is $\mathbf{I} \in \mathbb{R}^{N \times E}$ that can be obtained by latent cross [6, 32]:

$$\mathbf{I} = (\mathbf{1} + \text{MLP}(\mathbf{O})) \odot \text{FFN-Swish}(\mathbf{U}), \quad (5)$$

where \mathbf{U} and \mathbf{O} are obtained from Equ. (2) and (4) respectively, MLP is multilayer perceptron, FFN-Swish is the block of MLP and Swish, \odot is the element-wise multiplication operator. \mathbf{I} is the embedding matrix of the candidate document set at the current step. \mathbf{M} is the sequential dependency matrix of the current step and is used to interact with the embedding of each document in \mathbf{I} to get the score. Specifically, \mathbf{I} and \mathbf{M} are concatenated and processed by a row-wise FFN (rFFN) to get the predicted score of each document in the candidate set at the current step:

$$\mathbf{S} = \text{rFFN}(\text{Concat}(\mathbf{I}, \mathbf{M})), \mathbf{S} \in \mathbb{R}^N. \quad (6)$$

Dynamic ranking module masks the documents in steps 1 to $T-1$ (avoid selecting duplicate documents) and ranks the remaining candidate documents according to \mathbf{S} in descending order to get the ranking list $R = \{r_1^T, r_2^T, \dots, r_{N-T+1}^T\}$ at the current step. The generated document at current step is the Top-1 element in this list (i.e., r_1^T). Document generation is finished and the next is truncation.

Previous truncation models need to be performed on a static list. However, reranking is a process of dynamically changing the ranking list, which is the challenge for the joint model to perform reranking and truncation concurrently (C2 in Section 1). To address this challenge, we transform truncation into a binary classification task at each step. Truncation module aggregates forward and backward information of the current generated document (r_1^T) to make truncation decision. Specifically, the module records the embedding sequence of the selected documents (D') in \mathbf{O} (Equ. 4) from 1 to $T-1$ as the forward information:

$$\mathbf{F} = [\mathbf{o}_{r_1^1}, \mathbf{o}_{r_1^2}, \dots, \mathbf{o}_{r_1^{T-1}}]^T,$$

which is the sequence of the documents that precede the document output at the current step (r_1^T) in the reranked list. Reranking-Truncation joint model has to complete the truncation decision when reranking. However, the reranked list is generated step by step with decreasing relevance, when outputting the current document r_1^T , the model cannot capture the backward information of the documents ranked behind r_1^T in the final reranked list. To address it, local backward window is proposed to select β documents behind r_1^T in the ranking list R at the current step and gets the corresponding embedding sequence from \mathbf{O} :

$$\mathbf{B} = [\mathbf{o}_{r_2^T}, \mathbf{o}_{r_3^T}, \dots, \mathbf{o}_{r_{\beta+1}^T}]^T.$$

The reason why only β documents are selected is that R is only a local ranking list of the current step and cannot represent the global result of reranking, selecting all the remaining documents will introduce noise. Embedding sequences F , $\mathbf{o}_{r,T}$, and \mathbf{B} are concatenated to $\mathbf{G} = \text{Concat}(F, \mathbf{o}_{r,T}, \mathbf{B})$ as the input of truncation module.

To distinguish between forward and backward information and the position of document embedding in \mathbf{G} , we introduce relative position encoding into MHSA like T5 [33] for truncation module. Specifically, attention calculation with relative position encoding for the a -th and b -th vectors of the input is $\mathbf{H}_a \mathbf{W}^Q (\mathbf{H}_b \mathbf{W}^K)^T + pos_{a,b}$, where $\mathbf{W}^Q, \mathbf{W}^K$ are matrices in MHSA, \mathbf{H}_a and \mathbf{H}_b are embeddings of input, $pos_{a,b} = bucket(a - b)$, $bucket$ is a bucketing function. We call this module MHSA_{pos} , which is used to aggregate the bidirectional sequential information at the current step and make the truncation decision at r_1^T . The result of the truncation decision for step T (r_1^T) can be obtained by:

$$\begin{aligned} \text{MHSA}_{pos}(\mathbf{G}) &\rightarrow [\mathbf{j}_{r_1^1}, \dots, \mathbf{j}_{r_1^{T-1}}, \mathbf{j}_{r_1^T}, \mathbf{j}_{r_2^T}, \dots, \mathbf{j}_{r_{\beta+1}^T}]^T, \\ \mathbf{P} &= \text{Softmax}(\text{MLP}(\mathbf{j}_{r_1^T})), \mathbf{P} \in \mathbb{R}^2, \end{aligned} \quad (7)$$

$\mathbf{P} = [p_0, p_1]$ is a binary probability distribution representing the probability of truncating or not at the current step (i.e., at r_1^T). If the decision is truncating, GenRT directly returns the documents generated at steps 1 to T as the final reranked and truncated list, if not, the model continues to execute until the decision is truncating or the reranking of all documents is completed.

The document generation and truncation decision at the current step are finished and the sequential dependency state can be passed to the next step by $\mathbf{U}'_{next} = \text{Concat}(\mathbf{U}', \mathbf{u}_{r,T})$ and $\mathbf{F}_{next} = \text{Concat}(F, \mathbf{o}_{r,T})$. For the first step without history dependency, a trainable vector called *start* is used as the initial input.

The final reranked and truncated list $Res = \{r_1^1, r_1^2, \dots, r_1^\epsilon\}$ is the document sequence generated from step 1 to ϵ , where ϵ is the first truncated step or the number of documents in the input list, r_1^t indicates the output document at the t -th step.

3.3 Training and Inference

We design different loss functions for reranking and truncation respectively. For reranking, we design the step-adaptive attention loss (improved from [1]) and step-by-step lambda loss under the generative ranking paradigm and combine them as the optimization objective. Specifically, for T -th step, given a query q , a candidate document list $D = [d_1, d_2, \dots, d_N]$, the relevance label set $Y = \{y_1, y_2, \dots, y_N\}$ and set D' in which the documents has been selected, the ground-truth attention score a_i for d_i is assigned as:

$$a_i = \frac{\exp(\phi(d_i))}{\sum_{d_j \in D} \exp(\phi(d_j))}, \phi(d_i) = \begin{cases} -10^4, & d_i \in D'; \\ y_i, & \text{otherwise.} \end{cases} \quad (8)$$

For the document scoring matrix of candidate document set $\mathbf{S} = [s_1, s_2, \dots, s_N]^T$ (obtained by Equ. (6)) predicted by the model at step T , the same attention distribution strategy as Equ.(8) is used to get the predicted attention score b_i for d_i . The step-adaptive attention loss at T -th step is the cross entropy of the attention distribution:

$$L_{sa-att}^T = - \sum_{d_i \in D} a_i \log(b_i), \mathcal{L}_{sa-att} = \sum_{t=1}^N \alpha_t L_{sa-att}^t, \quad (9)$$

where t is the ordinal number of the step and indicates the rank of the document in reranked list, $\alpha_t = \frac{1}{\log(1+t)}$ makes the model give more optimization weight to the top-ranked documents, N is the number of documents in the input list, i.e. the number of steps performed by the decoder. In addition to \mathcal{L}_{sa-att} , we also design the step-by-step lambda loss (sbs loss). Given an already generated reranking sequence including ϵ documents¹ $Res' = \{r_1^1, r_1^2, \dots, r_1^\epsilon\}$, its relevance label list $Y' = \{y^1, y^2, \dots, y^\epsilon\}$ and a list of the scoring matrix for the candidate document set at each step $\mathbb{S} = \{\mathbf{S}^1, \mathbf{S}^2, \dots, \mathbf{S}^\epsilon\}$ (r_1^t, y^t, \mathbf{S}^t mean the output document, label of the document and scoring matrix (Equ. (6)) at step t respectively), the sbs loss is described as Algorithm 1. Specifically, sbs loss modifies the scoring matrix of the model at the corresponding step by adding penalty terms to the document pairs with non-decreasing relevance in the generated sequence (for example, in \mathbf{S}^{t_f} at step t_f , because y^{t_b} is bigger than y^{t_f} , s_{t_b} should be bigger than s_{t_f} , so that $r_1^{t_b}$ can be ranked before $r_1^{t_f}$), so as to give priority to generating high-relevance documents. The loss function for \mathcal{L}_{sbs} is:

$$\mathcal{L}_{sbs} = \sum_{i=1}^{\epsilon} \sum_{j=i+1}^{\epsilon} \mathbb{I}(y^j > y^i) \Delta N \log(1 + e^{s_i - s_j}),$$

where $s_j(s_i)$ is the predicted score at step i for $r_1^j(r_1^i)$ in \mathbf{S}^i , ΔN is the Lambda Loss ($\text{NDCG}_{swap} - \text{NDCG}$). The loss function for reranking is the combination of \mathcal{L}_{sa-att} and \mathcal{L}_{sbs} :

$$\mathcal{L}_R = \mathcal{L}_{sa-att} + \eta \mathcal{L}_{sbs},$$

where $\eta \in [0, 1]$ is the hyperparameter used to tune the weights.

For truncation, which makes binary decision based on bidirectional sequential information at each step, we define the binary soft label for each step based on RAML [27] and compute loss by maximum likelihood estimation (MLE) criterion. Specifically, we introduce the metric for truncation [17] and call it TDCG:

$$\text{TDCG}@x = \sum_{t=1}^x \frac{\gamma(y^t)}{\log(t+1)}, \quad (10)$$

where x is the truncation position, γ can add penalty items to low-relevant documents. High-relevant documents bring higher TDCG, while low-relevant documents will reduce TDCG. This reward mechanism enables the model to learn the optimal truncation point so that the returned list contains as few low-relevant documents as possible while retaining high-relevant documents. For the T -th step, given reranked list $D' = \{r_1^1, r_1^2, \dots, r_1^{T-1}\}$ from 1 to $T-1$, output document r_1^T , and the list of documents $R' = \{r_2^T, r_3^T, \dots, r_{\beta+1}^T\}$ obtained from the local backward window, the local reranked list can be defined as $\{r_1^1, r_1^2, \dots, r_1^{T-1}, r_1^T, r_2^T, \dots, r_{\beta+1}^T\}$. If the model truncates the reranked list at the current step (r_1^T), the reward is $\text{TDCG}@T$, otherwise, the reward is $\text{TDCG}@T + \beta$, β is the size of local backward window. Binary soft label at step T is:

$$\begin{aligned} y_{cut}^T &= \frac{\exp(\text{TDCG}@T)}{\exp(\text{TDCG}@T) + \exp(\text{TDCG}@T + \beta)}, \\ y_{nocut}^T &= \frac{\exp(\text{TDCG}@T + \beta)}{\exp(\text{TDCG}@T) + \exp(\text{TDCG}@T + \beta)}. \end{aligned}$$

¹The superscript indicates the ordinal of the step.

The loss function of truncation can be defined as:

$$\mathcal{L}_T = - \sum_{t=1}^N (y_{cut}^t \log(p_1^t) + y_{nocut}^t \log(p_0^t)),$$

where p_1^t and p_0^t are defined as Equ.(7).

In the first epoch of training, the model only learns to rerank. In this way, the model can obtain the basic ability to judge the relevance of documents. In later epochs, the model learns to rerank and truncate alternately in batches. When the model learns to rerank, the parameters of truncation module are fixed and \mathcal{L}_R is the objective. When the model learns to truncate, the parameters of cross ranking FFN are fixed and \mathcal{L}_T is the objective.

In inference, the reranked list is generated step by step and the ordinal number of the step is the rank of the document in final list. At each generation step, the model selects the best output document at current position based on the global and sequential dependency and makes the truncation decision concurrently. The final generated sequence is the reranked and truncated list with decreasing relevance. GenRT can be applied to scenarios that only require reranking or truncation. When the IR system does not need truncation, the truncation result can be not considered directly. When the IR system does not need reranking, the scoring matrix S at each step can be obtained from the input ranked list. For the scenarios that only require reranking, we propose an acceleration strategy that balances latency and accuracy. In training, it follows the generation paradigm step by step as described above. In inference, it directly uses the trainable vector *start* as the sequential dependency and uses the scoring matrix S at the first step as the reranking results without generating sequence.

4 EXPERIMENTS

4.1 Experiment Settings

Datasets. Datasets in our experiments can be divided into two categories: (1) Learning-to-rank public benchmarks for web search including Microsoft LETOR 30K (MSLR30K) [31], Yahoo! LETOR set 1(Yahoo!)² and Istella LETOR (Istella)³. These three datasets are collected from real search engines and they are feature-based. Each sample in these datasets is a feature vector, and the label has five-level relevance annotation from 0 (irrelevant) to 4 (perfectly relevant). (2) Open-domain Question-Answering datasets including Natural Questions [22] and TriviaQA [18]. These two datasets are text-based and the label has 2-level relevance annotation from 0 (irrelevant) to 1 (relevant). They are used to measure the reranking and truncation models on retrieval-augmented LLMs.

Baselines and Evaluation Metrics. We select the SOTA models for reranking and truncation respectively as the baselines. For reranking, we select the following SOTA list-aware reranking models: **GlobalRerank** [48], **DLCM** [1], **Seq2Slate** [5], **GSF** [2], **PRM** [29], **SetRank** [28], **CRUM** [41], **SRGA** [30]. DASALC [32] is not compared because it is a much larger model (50 times the number of parameters of GenRT). For truncation, **BiCut** [23], **Choppy** [4], **AttnCut** [40] and **LeCut** [26] are selected as the baselines. We also introduce **Fixed- x** that truncates the list at the fixed position x .

²<http://learningtorankchallenge.yahoo.com>

³<http://blog.istella.it/istella-learning-to-rank-dataset/>

For the metrics on three web search datasets, Normalized Discounted Cumulative Gain (NDCG) [17], Expected Reciprocal Rank (ERR) [7] and Mean Average Precision (MAP) are used to evaluate the performance of reranking [1, 28]. Following [40], TDCG (Equ.(10)) are used to evaluate the performance of truncation. γ in TDCG (Equ. (10)) means that if the label is 0, outputs -4, if the label is 1, outputs -2, otherwise (2, 3, 4) outputs the label itself.

For the metrics on retrieval-augmented LLMs, improving the performance of LLMs is the ultimate goal of the retrieval system, so we use the accuracy of LLMs in answering open-domain questions as the evaluation metric. Since the labels in open-domain QA datasets are binary categories, γ in TDCG (Equ. (10)) is set that if the label is 0, outputs -1, if the label is 1, outputs 1.

Implementation. MHSA for global dependency encoder has 2 blocks and for sequential dependency decoder has 1 block. Each block has 8 heads and 256 hidden units. Compared with SetRank (6 blocks), our method has fewer parameters, which alleviates the inference overhead caused by generative paradigm to some extent. The shapes of transfer layer, FFN and rFFN are $[Z, 256]$, $[Z, 256]$ and $[512, 32, 1]$ respectively where Z is the dimension of the input feature vector. The interaction-based ranker model for retrieval-augmented LLMs is *bert-base* [11]. The β of local backward window is set as 4. The hyperparameter η used to balance the two reranking loss is set as 0.1. In training, the batch size is 16 and Adam [21] with learning rate 10^{-5} is used to optimize the loss. We implement our model in PyTorch. Our method has the following implementations: **GenRT**: Jointly trained Reranking-Truncation model. **GenRT_{fast}**: Same training method as **GenRT** but uses the acceleration strategy that directly uses the scoring matrix S at the first step as the reranking results in inference. **GenRT- w/o T**: Only learns to rerank. **GenRT- w/o R**: Only learns to truncate.

4.2 Performance on Web Search

We evaluate the performance of GenRT and baselines on three learning-to-rank benchmarks collected from web search engine. Specifically, we follow the settings in SetRank [28] and DLCM [1] that use LambdaMart implemented by RankLib to retrieve the top 40 documents for each query as the input ranked lists. The lists are used as the input for list-aware reranking models.

List-aware Reranking Performance. Table 1 shows that compared with the baselines, GenRT achieves the best list-aware reranking performance on three IR benchmark datasets. In the training, GenRT jointly learns to rerank and truncate end-to-end, in the inference, we decouple the two tasks (i.e., do not truncate the list) and use NDCG to evaluate its reranking performance. GenRT is better than GenRT-w/o T shows that joint modeling of reranking and truncation facilitates the sharing of contextual information and improves the performance of reranking. GenRT-w/o T outperforming most baselines (except SRGA on Yahoo!) indicates the effectiveness of integrating global and sequential dependency to represent the list-level contextual features and the sequence generation paradigm. GenRT_{fast} is an acceleration strategy and outperforms most baselines with the faster inference than SetRank, which indicates that GenRT is a highly flexible model that achieves improvements for efficiency and performance in single reranking scenario.

Table 1: Performance of different reranking models on three learning-to-rank benchmark datasets (bold: best; underline: runner-up; †: results with significant performance improvement with p-value ≤ 0.05 in T-test compared with baselines).

Reranker	MSLR 30K					Yahoo!					Istella				
	NDCG		ERR		MAP	NDCG		ERR		MAP	NDCG		ERR		MAP
	@5	@10	@5	@10	-	@5	@10	@5	@10	-	@5	@10	@5	@10	-
GlobalRerank	0.4501	0.4689	0.3445	0.3617	0.5110	0.6983	0.7425	0.4375	0.4514	0.7101	0.6190	0.6679	0.7001	0.7101	0.6840
DLCM	0.4500	0.4690	0.3440	0.3620	0.5109	0.6990	0.7430	0.4380	0.4517	0.7105	0.6194	0.6680	0.7005	0.7104	0.6843
Seq2Slate	0.4533	0.4701	0.3473	0.3685	0.5170	0.6993	0.7438	0.4385	0.4523	0.7143	0.6201	0.6693	0.7012	0.7114	0.6851
GSF	0.4151	0.4374	0.3215	0.3479	0.5073	0.6838	0.7316	0.4273	0.4405	0.7092	0.5968	0.6508	0.6822	0.7015	0.6805
PRM	0.4435	0.4602	0.3402	0.3550	0.5112	0.7072	0.7500	0.4390	0.4528	0.7147	0.6189	0.6605	0.6901	0.7080	0.6842
SetRank	0.4515	0.4696	0.3458	0.3632	0.5143	0.7029	0.7453	0.4380	0.4525	0.7140	0.6345	0.6834	0.7103	0.7273	0.6995
CRUM	0.4603	0.4812	0.3523	0.3745	0.5171	0.7078	0.7486	0.4397	0.4532	0.7150	0.6417	0.6902	0.7245	0.7401	0.7084
SRGA	0.4449	0.4672	0.3420	0.3619	0.5120	0.7079	0.7502	0.4400	0.4541	0.7159	0.6235	0.6713	0.7039	0.7120	0.6877
GenRT	0.4757 †	0.4919 †	0.3623 †	0.3805 †	0.5200 †	0.7085 †	0.7505 †	0.4408 †	0.4550 †	0.7172 †	0.6535 †	0.7032 †	0.7418 †	0.7479 †	0.7329 †
GenRT- w/o T	0.4662	0.4878	0.3507	0.3760	0.5170	0.7068	0.7492	0.4392	0.4539	0.7145	0.6520	0.7018	0.7398	0.7450	0.7253
GenRT _{fast}	0.4698	0.4891	0.3542	0.3780	0.5179	0.7072	0.7498	0.4394	0.4540	0.7161	0.6529	0.7023	0.7405	0.7462	0.7275

Table 2: Performance of different truncation models on three learning-to-rank benchmark datasets (bold: best; underline: runner-up; †: results with significant performance improvement with p-value ≤ 0.05 in T-test compared with baselines).

Reranker	Truncation	MSLR	Yahoo!	Istella
		TDCG@x		
	Fixed-x (x=5)	-1.15	1.14	4.50
	Fixed-x (x=10)	-3.29	0.50	3.55
	BiCut	0.12	2.55	3.22
	Choppy	0.33	2.63	3.77
GenRT	AttnCut	0.42	2.89	4.40
	LeCut	0.43	2.91	4.42
	LeCut+JOTR	0.54	2.93	4.45
	GenRT- w/o R	<u>0.61</u>	<u>3.01</u>	<u>4.48</u>
GenRT	Oracle (upper bound)	2.28	4.61	6.69
	GenRT (End-to-End)	0.84 †	3.11 †	5.03 †

List-aware Truncation Performance. Table 2 shows the truncation performance of GenRT and previous SOTA models. As GenRT is the best reranker demonstrated in Table 1, we use its reranking results as the input for the previous baselines models to achieve the fair comparison. The experimental results indicate that Reranking-Truncation joint model GenRT gets the best truncation performance. Specifically, GenRT outperforms GenRT- w/o R demonstrates the positive effect of joint modeling on truncation. GenRT- w/o R working better than previous SOTA models indicates the positive effects of integrating global and sequential information to make fine-grained truncation decision step by step and using RAML-based local binary classification soft criterion as the objective functions. In addition, our method outperforming LeCut+JOTR (a method that jointly trains reranking and truncation but still treats them as separate models and stages) shows the effectiveness of integrating the two tasks into a joint model and performing them concurrently.

4.3 Performance on Retrieval-augmented LLMs

This section evaluates the performance of GenRT and baselines on open-domain QA datasets under the retrieval-augmented LLMs

Table 3: Reranking on retrieval-augmented LLMs. The input lists for list-aware reranker are retrieved by Contriever and ranked by interaction-based reranker. Acc. is for LLM.

Reranker	NQ			TriviaQA		
	R@5	R@10	Acc. (LLM)	R@5	R@10	Acc. (LLM)
-	59.40	77.31	57.63	68.22	85.24	62.70
Seq2Slate	60.15	77.50	58.05	68.90	85.47	63.55
SetRank	60.02	77.48	57.92	68.74	85.32	63.29
GenRT	60.78 †	77.63 †	58.79	70.01 †	85.70 †	64.37

settings. We use Wikipedia passage-collection provided by [19] as the corpus, use Contriever [16] and interaction-based reranker [8] to perform retrieval-ranking pipeline to get top 40 passages as the input ranked list for list-aware reranking models. We use *gpt-3.5-turbo-16k* as the LLM. We provide the returned passage list from IR system to LLM in prompt and let LLM answer questions. We use EM [34] to count the accuracy of LLM answering questions by referring to the returned passage list.

List-aware Reranking Performance. Table 3 shows that the list reranked by GenRT can help LLM achieve better performance than retrieval-ranking pipeline and other list-aware reranking baselines⁴. The reason is that our method better reranks the passages in list to make relevant passages appear more at the top of the ranked list (higher Recall@5 and Recall@10). It means relevant information appears more at the start of the text input to LLM. There has been study [24] proves that LLMs prefer to exploit information at the start of the input text for generation, which can support our conclusion.

List-aware Truncation Performance. Table 4 shows that our method beats all baselines in balancing the number of passages in the retrieved list and the performance of LLMs. Specifically, as GenRT is the best reranker demonstrated in Table 1 and 3, we use its reranking results as the input for all truncation models to achieve the fair comparison. Compared with Fixed-40, our method achieves

⁴Since most of the list-aware reranking models in the baselines are designed for feature-based data, we only reproduce SetRank and Seq2Slate that are suitable for text-based data (open-domain QA) and perform well in Table 1.

Table 4: Truncation on retrieval-augmented LLMs. Length is the number of passages in the list. Acc. is for LLM.

Truncation	NQ			TriviaQA		
	TDCG \uparrow	Length \downarrow	Acc. \uparrow	TDCG \uparrow	Length \downarrow	Acc. \uparrow
Fixed-x ($x=5$)	-0.78	5.00	54.80	0.23	5.00	60.03
Fixed-x ($x=10$)	-0.95	10.00	55.72	-0.17	10.00	61.19
Fixed-x ($x=20$)	-1.67	20.00	56.98	-1.10	20.00	62.35
Fixed-x ($x=30$)	-4.78	30.00	56.05	-2.34	30.00	62.30
Fixed-x ($x=40$)	-5.05	40.00	58.20	-3.46	40.00	63.17
BiCut	-0.35	22.75	56.79	0.38	25.83	62.30
Choppy	-0.20	25.43	57.01	0.40	29.72	62.42
AttnCut	-0.21	17.70	56.95	0.42	21.96	62.40
LeCut+JOTR	-0.15	20.21	57.84	0.55	22.50	62.89
GenRT	-0.06[†]	17.25	58.15	0.74[†]	22.19	63.25

comparable accuracy with much shorter retrieved list length. Compared with Fixed-20, our method achieves better accuracy with comparable length. This shows that our method effectively dynamically determines the suitable length of the retrieved list for each query, achieving the balance between efficiency (longer input list will increase the computational overhead of LLM) and accuracy.

4.4 Analysis

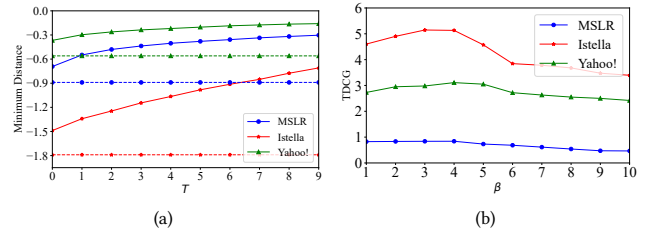
Effect of Generative Ranking. We explore the effect of generative ranking paradigm. One of the significant differences between GenRT and other methods is that it adopts global dependency encoder and sequential dependency decoder to combine list-level contextual features to generate the final reranked list step by step in the paradigm of sequence generation. The intuition is that the high-relevance documents (easy to distinguish) that have been generated are used as sequential dependency to control the subsequent document selection, which makes it easier for the model to distinguish confusing candidate documents. Figure 5(a) confirms our intuition. The solid line shows minimum distance between positive and negative samples in GenRT (the result of the lowest-scoring positive sample minus the highest-scoring negative sample in the scoring matrix S (obtained by Equ.(6))). The dashed line is the corresponding distance estimated by SetRank. The distance of GenRT is bigger than the distance of SetRank and increases with step T , which indicates that sequential dependency makes relevant documents easier to be selected.

Size of Local Backward Window. Figure 5(b) shows that β (the size of local backward window) affects the truncation performance. The results of the three datasets show that when β is from 0 to 4, performance gets better because more valuable backward information is introduced, when β is greater than 4, the performance deteriorates as β increases because enlarging the window introduces more noise information caused by local ranking, which is not conducive to fine-grained modeling the truncation information.

Loss Function in Reranking. In Section 3.3, we design two loss functions and combine them to optimize reranking. In this section, we do the ablation study on Istella for them and results in Table 5 show that \mathcal{L}_{sa-att} plays the most critical effect, and \mathcal{L}_{sbs} further improves the reranking performance on the basis of \mathcal{L}_{sa-att} .

Table 5: Ablation study for two loss functions of reranking.

Reranker	NDCG@1	NDCG@5	NDCG@10
GenRT	0.6911	0.6535	0.7032
- w/o \mathcal{L}_{sa-att}	0.6089	0.5748	0.6273
- w/o \mathcal{L}_{sbs}	0.6807	0.6436	0.6954

**Figure 5: (a) Minimum distance varies with generation step T (solid line: GenRT, dashed line: SetRank). (b) TDCG varies with local backward window size.**

Efficiency Analysis of List-aware Retrieval. Compared with the reranking and truncation models that directly output the scores of all candidate documents (e.g. SetRank), GenRT generates the final list step by step. This leads to the increase in inference time of the IR system. To alleviate this problem, we propose two acceleration strategies. One is described in Section 3.3 that for the scenarios that only require reranking without truncation, the scoring matrix S at the first step can be used as the reranking result directly and we call it $GenRT_{fast}$. The other is that we use fewer parameters than SetRank, especially for the decoder. The efficiency evaluation result performed on one Tesla V100 shows that for the inference time of reranking, $GenRT_{fast}$ is 0.6 times shorter than SetRank and GenRT is 2.1 times longer than SetRank. For the inference time of reranking-truncation pipeline, GenRT is 1.6 times longer than SetRank-AttnCut. Different from the efficiency requirements of first-stage retrieval, reranking and truncation have a much smaller candidate set and pay more attention to the performance of tasks. Considering the performance of reranking and truncation in Table 1, 2, 3 and 4, GenRT achieves significant performance improvement at the cost of a little longer inference time and has a positive effect on saving the computational overhead of LLM.

5 CONCLUSION

In this paper, we propose a Reranking-Truncation joint model called GenRT for list-aware retrieval in web search and retrieval-augmented LLMs. We adopt the structure of global dependency encoder and sequential dependency decoder to fully capture the list-level contextual features of the ranked list and share the information on reranking and truncation. We transform truncation into a step-by-step binary classification task and leverage the paradigm of sequence generation to combine dynamic reranking with static truncation. Experimental results on public learning-to-rank benchmarks and open-domain QA tasks show that our method achieves state-of-the-art performance on both reranking and truncation tasks for web search and retrieval-augmented LLMs.

ACKNOWLEDGMENTS

This work was supported by the National Key R&D Program of China (2022YFB3103700, 2022YFB3103704), the National Natural Science Foundation of China (NSFC) under Grants No. 62276248, and the Youth Innovation Promotion Association CAS under Grants No. 2023111.

REFERENCES

- [1] Qingyao Ai, Keping Bi, Jiafeng Guo, and W. Bruce Croft. 2018. Learning a Deep Listwise Context Model for Ranking Refinement. In *Proceedings of the 2018 Conference on SIGIR*. ACM, 135–144.
- [2] Qingyao Ai, Xuanhui Wang, Sebastian Bruch, Nadav Golbandi, Michael Bendersky, and Marc Najork. 2019. Learning Groupwise Multivariate Scoring Functions Using Deep Neural Networks. In *Proceedings of the 2019 Conference on ICTIR*. ACM, 85–92.
- [3] Lei Jimmy Ba, Jamie Ryan Kiros, and Geoffrey E. Hinton. 2016. Layer Normalization. *CoRR abs/1607.06450* (2016). arXiv:1607.06450
- [4] Dara Bahri, Yi Tay, Che Zheng, Donald Metzler, and Andrew Tomkins. 2020. Choppy: Cut Transformer for Ranked List Truncation. In *Proceedings of the 2020 Conference on SIGIR*, Jimmy Huang, Yi Chang, Xueqi Cheng, Jaap Kamps, Vanessa Murdock, Ji-Rong Wen, and Yiqun Liu (Eds.). ACM, 1513–1516.
- [5] Irwan Bello, Sayali Kulkarni, Sagar Jain, Craig Boutilier, Ed Hui-hsin Chi, Elad Eban, Xiyang Luo, Alan Mackey, and Ofer Meshi. 2018. Seq2Slate: Re-ranking and Slate Optimization with RNNs. *CoRR abs/1810.02019* (2018). arXiv:1810.02019 <http://arxiv.org/abs/1810.02019>
- [6] Alex Beutel, Paul Covington, Sagar Jain, Can Xu, Jia Li, Vince Gatto, and Ed H. Chi. 2018. Latent Cross: Making Use of Context in Recurrent Recommender Systems. In *Proceedings of the 2018 Conference on WSDM*. ACM, 46–54.
- [7] Olivier Chapelle, Donald Metzler, Ya Zhang, and Pierre Grinspan. 2009. Expected Reciprocal Rank for Graded Relevance. In *Proceedings of the 18th ACM Conference on Information and Knowledge Management* (Hong Kong, China) (CIKM '09), 621–630. <https://doi.org/10.1145/1645953.1646033>
- [8] Dongmei Chen, Sheng Zhang, Xin Zhang, and Kaijing Yang. 2020. Cross-Lingual Passage Re-Ranking With Alignment Augmented Multilingual BERT. *IEEE Access* 8 (2020), 213232–213243.
- [9] Jianguo Chen, Ruqing Zhang, Jiafeng Guo, Yixing Fan, and Xueqi Cheng. 2022. GERE: Generative Evidence Retrieval for Fact Verification. In *Proceedings of the 2022 Conference on SIGIR (SIGIR '22)*, 2184–2189. <https://doi.org/10.1145/3477495.3531827>
- [10] J. Shane Culpepper, Charles L. A. Clarke, and Jimmy Lin. 2016. Dynamic Cut-off Prediction in Multi-Stage Retrieval Systems. In *Proceedings of the 21st Australasian Document Computing Symposium* (Caulfield, VIC, Australia) (ADCS '16). Association for Computing Machinery, New York, NY, USA, 17–24. <https://doi.org/10.1145/3015022.3015026>
- [11] Jacob Devlin, Ming-Wei Chang, Kenton Lee, and Kristina Toutanova. 2019. BERT: Pre-training of Deep Bidirectional Transformers for Language Understanding. In *Proceedings of the 2019 Conference of the North American Chapter of the Association for Computational Linguistics: Human Language Technologies, Volume 1 (Long and Short Papers)*. Association for Computational Linguistics, Minneapolis, Minnesota, 4171–4186. <https://doi.org/10.18653/v1/N19-1423>
- [12] Yufei Feng, Yu Gong, Fei Sun, et al. 2021. Revisit Recommender System in the Permutation Prospective. *CoRR abs/2102.12057* (2021).
- [13] Yufei Feng, Binbin Hu, Yu Gong, Fei Sun, Qingwen Liu, and Wenwu Ou. 2021. GRN: Generative Rerank Network for Context-wise Recommendation. *ArXiv abs/2104.00860* (2021).
- [14] Norbert Fuhr. 2008. A probability ranking principle for interactive information retrieval. *Inf. Retr.* 11, 3 (2008), 251–265.
- [15] Guangda Huzhang, Zhenjia Pang, Yongqing Gao, Yawen Liu, Weijie Shen, Wenji Zhou, Qing Da, Anxiang Zeng, Han Yu, Yang Yu, and Zhi-Hua Zhou. 2021. AliExpress Learning-To-Rank: Maximizing Online Model Performance without Going Online. *IEEE Transactions on Knowledge and Data Engineering PP* (07 2021), 1–1. <https://doi.org/10.1109/TKDE.2021.3098898>
- [16] Gautier Izacard, Mathilde Caron, Lucas Hosseini, Sebastian Riedel, Piotr Bojanowski, Armand Joulin, and Edouard Grave. 2022. Unsupervised Dense Information Retrieval with Contrastive Learning. arXiv:2112.09118 [cs.IR]
- [17] Kalervo Järvelin and Jaana Kekäläinen. 2002. Cumulated gain-based evaluation of IR techniques. *ACM Trans. Inf. Syst.* 20, 4 (2002), 422–446. <https://doi.org/10.1145/582415.582418>
- [18] Mandar Joshi, Eunsol Choi, Daniel Weld, and Luke Zettlemoyer. 2017. TriviaQA: A Large Scale Distantly Supervised Challenge Dataset for Reading Comprehension. In *Proceedings of the 2017 Conference on ACL*. Association for Computational Linguistics, Vancouver, Canada, 1601–1611. <https://doi.org/10.18653/v1/P17-1147>
- [19] Vladimir Karpukhin, Barlas Oguz, Sewon Min, Patrick S. H. Lewis, Ledell Wu, Sergey Edunov, Danqi Chen, and Wen-tau Yih. 2020. Dense Passage Retrieval for Open-Domain Question Answering. In *Proceedings of the 2020 Conference on EMNLP*. Association for Computational Linguistics, 6769–6781.
- [20] Omar Khattab, Keshav Santhanam, Xiang Lisa Li, et al. 2023. Demonstrate-Search-Predict: Composing retrieval and language models for knowledge-intensive NLP. arXiv:2212.14024 [cs.CL]
- [21] Diederik P. Kingma and Jimmy Ba. 2015. Adam: A Method for Stochastic Optimization. In *Proceedings of the 2015 Conference on ICLR*, Yoshua Bengio and Yann LeCun (Eds.).
- [22] Tom Kwiatkowski, Jennimaria Palomaki, Olivia Redfield, Michael Collins, Ankur Parikh, Chris Alberti, Danielle Epstein, Illia Polosukhin, Jacob Devlin, Kenton Lee, Kristina Toutanova, Llion Jones, Matthew Kelcey, Ming-Wei Chang, Andrew M. Dai, Jakob Uszkoreit, Quoc Le, and Slav Petrov. 2019. Natural Questions: A Benchmark for Question Answering Research. *Transactions of the Association for Computational Linguistics* 7 (2019), 452–466. https://doi.org/10.1162/tacl_a_00276
- [23] Yen-Chieh Lien, Daniel Cohen, and W. Bruce Croft. 2019. An Assumption-Free Approach to the Dynamic Truncation of Ranked Lists. In *Proceedings of the 2019 Conference on ICTIR*. ACM, 79–82.
- [24] Nelson F. Liu, Kevin Lin, John Hewitt, Ashwin Paranjape, Michele Bevilacqua, Fabio Petroni, and Percy Liang. 2023. Lost in the Middle: How Language Models Use Long Contexts. arXiv:2307.03172 [cs.CL]
- [25] Weiwen Liu, Qing Liu, Ruiming Tang, Junyang Chen, Xiuqiang He, and Pheng-Ann Heng. 2020. Personalized Re-ranking with Item Relationships for E-commerce. In *Proceedings of the 2020 Conference on CIKM*. ACM, 925–934.
- [26] Yixiao Ma, Qingyao Ai, Yueyue Wu, Yunqiu Shao, Yiqun Liu, Min Zhang, and Shaoping Ma. 2022. Incorporating Retrieval Information into the Truncation of Ranking Lists for Better Legal Search. In *Proceedings of the 2022 Conference on SIGIR (SIGIR '22)*. Association for Computing Machinery, New York, NY, USA. <https://doi.org/10.1145/3477495.3531998>
- [27] Mohammad Norouzi, Samy Bengio, Zhifeng Chen, Navdeep Jaitly, Mike Schuster, Yonghui Wu, and Dale Schuurmans. 2016. Reward Augmented Maximum Likelihood for Neural Structured Prediction. In *Proceedings of the 2016 Conference on NIPS*. 1723–1731.
- [28] Liang Pang, Jun Xu, Qingyao Ai, Yanyan Lan, Xueqi Cheng, and Jirong Wen. 2020. SetRank: Learning a Permutation-Invariant Ranking Model for Information Retrieval. In *Proceedings of the 2020 Conference on SIGIR*. ACM, 499–508.
- [29] Changhua Pei, Yi Zhang, Yongfeng Zhang, Fei Sun, Xiao Lin, Hanxiao Sun, Jian Wu, Peng Jiang, Junfeng Ge, Wenwu Ou, and Dan Pei. 2019. Personalized re-ranking for recommendation. In *Proceedings of the 13th ACM Conference on RecSys* 2019. ACM, 3–11.
- [30] Hao Qian, Qintong Wu, Kai Zhang, Zhiqiang Zhang, Lihong Gu, Xiaodong Zeng, Jun Zhou, and Jinjie Gu. 2022. Scope-aware Re-ranking with Gated Attention in Feed. In *The Fifteenth ACM International Conference on WSDM 2022*. ACM, 804–812.
- [31] Tao Qin, Tie-Yan Liu, Jun Xu, and Hang Li. 2010. LETOR: A benchmark collection for research on learning to rank for information retrieval. *Information Retrieval* 13 (2010), 346–374.
- [32] Zhen Qin, Le Yan, Honglei Zhuang, Yi Tay, Rama Kumar Pasumarthi, Xuanhui Wang, Michael Bendersky, and Marc Najork. 2021. Are Neural Rankers still Outperformed by Gradient Boosted Decision Trees?. In *Proceedings of the 2021 Conference on ICLR*. OpenReview.net.
- [33] Colin Raffel, Noam Shazeer, Adam Roberts, Katherine Lee, Sharan Narang, Michael Matena, Yanqi Zhou, Wei Li, and Peter J. Liu. 2020. Exploring the Limits of Transfer Learning with a Unified Text-to-Text Transformer. *J. Mach. Learn. Res.* 21 (2020), 140:1–140:67.
- [34] Pranav Rajpurkar, Jian Zhang, Konstantin Lopyrev, and Percy Liang. 2016. SQuAD: 100,000+ Questions for Machine Comprehension of Text. In *Proceedings of the 2016 Conference on Empirical Methods in Natural Language Processing*. Association for Computational Linguistics, Austin, Texas, 2383–2392. <https://doi.org/10.18653/v1/D16-1264>
- [35] Prajit Ramachandran, Barret Zoph, and Quoc V. Le. 2018. Searching for Activation Functions. In *Proceedings of the 2018 Conference on ICLR*. OpenReview.net.
- [36] S.E. Robertson. 1977. THE PROBABILITY RANKING PRINCIPLE IN IR. *Journal of Documentation* 33, 4 (1977), 294–304.
- [37] Stephen E. Robertson, Steve Walker, and Micheline Hancock-Beaulieu. 1995. Large Test Collection Experiments on an Operational, Interactive System: Okapi at TREC. *Inf. Process. Manag.* 31, 3 (1995), 345–360.
- [38] Falk Scholer, Andrew Turpin, and Mark Sanderson. 2011. Quantifying Test Collection Quality Based on the Consistency of Relevance Judgements (SIGIR '11). Association for Computing Machinery, New York, NY, USA, 1063–1072. <https://doi.org/10.1145/2009916.2010057>
- [39] Ashish Vaswani, Noam Shazeer, Niki Parmar, Jakob Uszkoreit, Llion Jones, Aidan N. Gomez, Lukasz Kaiser, and Illia Polosukhin. 2017. Attention is All you Need. In *Proceedings of the 2017 Conference on NIPS*. 5998–6008.
- [40] Chen Wu, Ruqing Zhang, Jiafeng Guo, Yixing Fan, Yanyan Lan, and Xueqi Cheng. 2021. Learning to Truncate Ranked Lists for Information Retrieval. In *Proceedings of the 2021 Conference on AAAI*. AAAI Press, 4453–4461.
- [41] Yunjia Xi, Weiwen Liu, Xinyi Dai, Ruiming Tang, Weinan Zhang, Qing Liu, Xiuqiang He, and Yong Yu. 2021. Context-aware Reranking with Utility Maximization for Recommendation. *ArXiv* (2021).

- [42] Yunjia Xi, Weiwen Liu, Jieming Zhu, Xilong Zhao, Xinyi Dai, Ruiming Tang, Weinan Zhang, Rui Zhang, and Yong Yu. 2022. Multi-Level Interaction Reranking with User Behavior History. In *Proceedings of the 2022 Conference on SIGIR*, Vol. abs/2204.09370.
- [43] Shicheng Xu, Liang Pang, Huawei Shen, and Xueqi Cheng. 2022. Match-Prompt: Improving Multi-task Generalization Ability for Neural Text Matching via Prompt Learning. In *Proceedings of the 31st ACM International Conference on Information & Knowledge Management*. 2290–2300.
- [44] Shicheng Xu, Liang Pang, Huawei Shen, and Xueqi Cheng. 2023. BERM: Training the Balanced and Extractable Representation for Matching to Improve Generalization Ability of Dense Retrieval. *arXiv preprint arXiv:2305.11052* (2023).
- [45] Shicheng Xu, Liang Pang, Huawei Shen, Xueqi Cheng, and Tat-Seng Chua. 2023. Search-in-the-Chain: Towards Accurate, Credible and Traceable Large Language Models for Knowledge-intensive Tasks. *arXiv:2304.14732* [cs.CL]
- [46] Ziying Yang. 2017. Relevance Judgments: Preferences, Scores and Ties. In *Proceedings of the 2017 Conference on SIGIR*. ACM, 1373. <https://doi.org/10.1145/3077136.3084154>
- [47] Emine Yilmaz, Manisha Verma, Nick Craswell, Filip Radlinski, and Peter Bailey. 2014. Relevance and Effort: An Analysis of Document Utility. In *Proceedings of the 2014 Conference on CIKM*. ACM, 91–100. <https://doi.org/10.1145/2661829.2661953>
- [48] Tao Zhuang, Wenwu Ou, and Zhirong Wang. 2018. Globally Optimized Mutual Influence Aware Ranking in E-Commerce Search. In *Proceedings of the 2018 Conference on IJCAL*. ijcai.org, 3725–3731.

A APPENDIX

A.1 Details of Datasets

Table 6: Details of feature-based datasets for web search.

Dataset	#Queries	#Queries	#Doc	#Doc	#Feature
	Train	Test	Train	Test	
MSLR30K	18,919	6,306	2,270k	753k	136
Yahoo!	19,944	6,983	473k	165k	700
Istella	20,317	9,799	7,325k	3,129k	201

Table 6 shows the details of feature-based datasets for web search. Each sample in these datasets is a feature vector extracted by traditional learning-to-rank method such as matching, BM25 and pagerank.

A.2 Relevance Capturing in Truncation

We explore the ability of truncation models to capture the relevance of documents. The relevance of the documents at the truncation point (i.e, the first truncated document) can reflect the ability of the truncation model to understand document relevance. On the one

hand, if the document at the truncation point is high-relevant, it means that the truncation model misunderstands the relevance of the document and truncates the high-relevant document, leading to the negative impact on the metric (i.e. DCG). On the other hand, if the document at the truncation point is low-relevant, it at least proves that the truncation model can distinguish low-relevant documents. Figure 6 shows the relevance distribution of the documents at the truncation point obtained from different models. The result shows that the documents at the truncation point obtained from GenRT have lower relevance, which indicates that GenRT has the strongest ability to capture the relevance of documents in truncation compared with the other baselines. This performance comes from joint modeling of reranking and truncation, which enables the truncation to take full advantage of the modeling information of document relevance in reranking. While separation between reranking and truncation makes the two cannot share information well.

A.3 Efficiency Analysis

Table 7: Results of efficiency analysis of Reranking-Truncation pipeline.

Reranker-Truncation	Running Time (s) ↓	NDCG@10 ↑	TDCG ↑
Seq2Slate-LeCut	0.450	0.6277	2.36
SetRank-LeCut	0.202	0.6327	2.45
GenRT	0.314	0.6485	2.99

Table 8: Results of efficiency analysis of Reranking-Truncation and then Retrieval-augmented LLMs pipeline.

Reranker-Truncation	Running Time (s) ↓	GPU usage (GB) ↓	Accuracy ↑
Seq2Slate-LeCut	4.97	37.56	55.18
SetRank-LeCut	5.03	38.41	55.91
Our GenRT	4.25	35.25	57.49

We select the models that are relatively advanced among baselines in terms of efficiency and task performance as our comparison

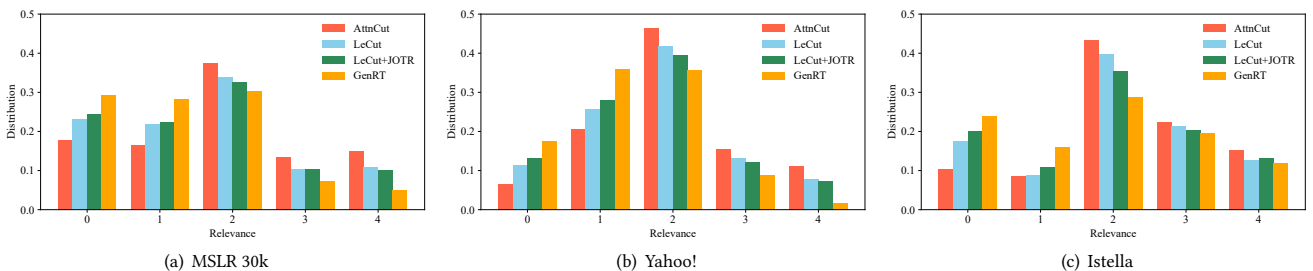


Figure 6: Relevance distribution of the first truncated documents. X-axis is the relevance. Y-axis represents the distribution of the first truncated document with the corresponding relevance out of all first truncated documents. For low-relevant (0 and 1) documents, the higher the value the better, for high-relevant (2, 3 and 4) documents, the lower the value the better.

Table 9: Performance of different truncation models on three learning-to-rank benchmark datasets with SetRank as reranker.

Reranker	Truncation	MSLR	Yahoo!	Istella
		TDCG@x		
SetRank	Fixed-x (x=5)	-1.89	0.95	4.01
	Fixed-x (x=10)	-3.68	0.41	3.20
	BiCut	0.05	2.15	3.03
	Choppy	0.17	2.28	3.52
	AttnCut	0.35	2.60	4.22
	LeCut	0.39	2.77	4.30
	LeCut+JOIR	0.44	2.80	4.35
	GenRT- w/o R	0.52	2.98	4.40
GenRT (End-to-End)	0.84[†]	3.11[†]	5.03[†]	

models. As for reranker, we select SetRank and Seq2Slate. As for truncation model, we select LeCut.

Firstly, we conduct the experiment in search scenario including Reranking-Truncation pipeline. We test the running time (s) of the entire pipeline, reranking performance (NDCG@10), and truncation performance (TDCG). Experimental results shown in Table 7 indicate that our method improves both reranking and truncation performance with not much more cost of running time (0.112s).

Then, we conduct the experiment in Retrieval-augmented LLMs including Reranking-Truncation and Generation. In this experiment, retrieved list obtained from reranking-truncation is provided to LLM and LLM generates questions by referring to retrieved documents. Experiment is based on longchat-13b-16k, an open-source LLM and the dataset is Natural Questions. We test the running time (s) of the Reranking-Truncation-Generation pipeline, GPU usage (GB) when LLM inferences, and accuracy of LLM answering questions. Experimental results shown in Table 8 indicate that our method has advantages over baselines in terms of running time, GPU usage, and accuracy. It is because our method effectively dynamically determines the suitable length of the retrieved list for

each question, ensuring that LLM can answer questions correctly while avoiding introducing too many redundant documents (providing LLMs with more documents increases the amount of content that LLM must reason over, which affects the efficiency of LLMs with additional running overhead).

A.4 Performance with Another Reranker

We evaluate the truncation models with another reranker (SetRank). The experimental results are shown in Table 9. The results show that even in non-end-to-end jointly modeling setting, our method can still outperform baselines in truncation task with another reranker.

A.5 Step-by-step Lambda Loss

Algorithm 1 describes the details of step-by-step lambda loss.

Algorithm 1 Step-by-step lambda loss.

Input: $Res, Y', \mathbb{S}, \epsilon$; **Output:** \mathcal{L}_{sbs}

```

1: Let  $\mathcal{L}_{sbs} = 0$ .
2: for  $t_f = 1$  to  $\epsilon$  do
3:   for  $t_b = t_f + 1$  to  $\epsilon$  do
4:     if  $y^{t_b} > y^{t_f}$  then
5:        $r_1^{t_b}$  is ranked behind  $r_1^{t_f}$  but more relevant than  $r_1^{t_f}$ .
6:        $\Delta NDCG = NDCG_{swap} - NDCG$  (Lambda Loss)
7:        $s_{t_f}$  is the predicted score at step  $t_f$  for  $r_1^{t_f}$  from  $S^{t_f}$ 
8:        $s_{t_b}$  is the predicted score at step  $t_f$  for  $r_1^{t_b}$  from  $S^{t_f}$ 
9:        $\mathcal{L}_{pair} = \log(1 + \exp(s_{t_f} - s_{t_b}))$ .
10:       $\mathcal{L}_{sbs+} = \Delta NDCG \times \mathcal{L}_{pair}$ 
11:     end if
12:   end for
13: end for
14: return  $\mathcal{L}_{sbs}$ 

```
