

TUBES IN COMPLEX HYPERBOLIC MANIFOLDS

ARA BASMAJIAN AND YOUNGJU KIM

ABSTRACT. We prove a tubular neighborhood theorem for an embedded complex geodesic surface in a complex hyperbolic 2-manifold where the width of the tube depends only on the Euler characteristic of the embedded surface. We give an explicit estimate for this width. We supply two applications of the tubular neighborhood theorem, the first is a lower volume bound for such manifolds. The second is an upper bound on the first eigenvalue of the Laplacian in terms of the geometry of the manifold. Finally, we prove a geometric combination theorem for two Fuchsian subgroups of $\mathrm{PU}(2, 1)$. Using this combination theorem, we show that the optimal width size of a tube about an embedded complex geodesic surface is asymptotically bounded between $\frac{1}{|\chi|}$ and $\frac{1}{\sqrt{|\chi|}}$.

1. INTRODUCTION AND STATEMENT OF RESULTS

The celebrated collar lemma guarantees that a simple closed geodesic on a hyperbolic surface has a collar (tubular neighborhood) whose width only depends on its length [11, 12, 17, 24]. In fact relaxing the curvature condition to pinched negative also yields similar theorems in dimension two [11, 17]. The main point is that the width of the collar only depends on the local geometry of the geodesic. Namely, width is a function of the geodesic length and not the ambient geometry of the surface. Another generalization of the collar lemma, called the tubular neighborhood theorem [4], is to embedded totally geodesic hypersurfaces (real codimension one) in hyperbolic n -manifolds. In such a setting length is replaced by the $(n - 1)$ -dimensional volume of the hypersurface and the tubular width function depends only on this $(n - 1)$ -volume. Such a universal statement fails to hold if we leave (real) codimension one. For example, while the Margulis lemma insures that a sufficiently short geodesic has a tubular neighborhood whose radius is a function of the length [10], there is no version of the collar lemma that holds for long simple closed geodesics in hyperbolic 3-manifolds (see section 8 for examples of such manifolds).

A complex hyperbolic 2-manifold is the quotient of complex hyperbolic 2-space, $\mathbb{H}_{\mathbb{C}}^2$, by a torsion-free discrete subgroup Γ of $\mathrm{PU}(2, 1)$. If moreover, Γ stabilizes a complex line L in $\mathbb{H}_{\mathbb{C}}^2$, then we say that (Γ, L) is \mathbb{C} -Fuchsian, and the quotient L/Γ is a *complex geodesic surface*. The complex geodesic surface is totally geodesic of

2020 *Mathematics Subject Classification*. Primary 53C55, 22E40; Secondary 30F40.

Key words and phrases. collar lemma, complex geodesic surface, complex hyperbolic manifold, tubular neighborhood theorem.

AB supported by PSC CUNY Award 65245-00 53 and partially supported by Simons Collaboration Grant (359956, A.B.).

YK was supported by a National Research Foundation of Korea(NRF) grant funded by the Korea government(MSIT) (No. NRF-2021R1F1A1045633).

constant curvature -1 . In this paper, we prove a tubular neighborhood theorem for embedded complex geodesic surfaces in a complex hyperbolic 2-manifold. While such an embedded surface has real codimension two, the ambient complex geometry exhibits enough of the features of real geodesics in a real hyperbolic surface to allow us to construct a tubular neighborhood.

Throughout this work we use the notation $S \hookrightarrow X$ to denote an *embedded complex geodesic surface S in a complex hyperbolic 2-manifold X* . We also assume without further mention that any two connected lifts of S to the universal cover $\mathbb{H}_{\mathbb{C}}^2$ do not meet at infinity. Equivalently S is not asymptotic to itself; for otherwise, there is no tubular neighborhood of any width.

Theorem A.[Theorems 5.2 and 6.3] *There exists a positive function $c(x)$ so that any finite area surface $S \hookrightarrow X$ has a tubular neighborhood of width at least $c(|\chi|)$ where χ is the Euler characteristic of S . The function can be taken to be*

$$(1) \quad c(|\chi|) = \frac{1}{4} \log \left(\frac{1}{\pi|\chi|} + 1 \right).$$

Moreover, two disjoint complex geodesic surfaces S_1 and S_2 have disjoint tubular neighborhoods of width $\frac{1}{8} \log \left(\frac{1}{\pi \max\{|\chi_1|, |\chi_2|\}} + 1 \right)$, where χ_k is the Euler characteristic of S_k , $k = 1, 2$.

Remark. We note that there is a shortest geodesic from S to itself which can not be freely homotoped into S . Such a geodesic meets S perpendicularly at its start and end points and is usually referred to as an *orthogeodesic*. The content of Theorem A is that this shortest geodesic has a lower length bound that only depends on the Euler characteristic of S and not on the manifold X . If S is a closed surface the assumption that it is not asymptotic to itself is automatic.

We use the notation $\rho_X(\cdot, \cdot)$ to denote complex hyperbolic distance on X .

Corollary B.[Corollary 6.4] *Suppose that X is a complex hyperbolic 2-manifold and S_1, S_2, \dots, S_n are pairwise disjoint embedded complex geodesic surfaces in X satisfying $\rho_X(S_k, S_j) > 0$, for $k \neq j$. Then*

$$(2) \quad \text{vol}(X) \geq 4\pi^2 n |\chi| \left[\cosh^4 \left(\frac{1}{16} \log \left(\frac{1}{\pi|\chi|} + 1 \right) \right) - 1 \right]$$

where $|\chi| = \max \{ |\chi(S_1)|, \dots, |\chi(S_n)| \}$.

Denote the tubular neighborhood of an embedded surface S by $\mathcal{N}_{c(|\chi|)}$. As an application of the tubular neighborhood theorem we obtain a bound on the first eigenvalue $\lambda(X)$ of the Laplacian in terms of the volume of the manifold X , the tubular neighborhood width $c(|\chi|)$ of the surface S , and the volume of the tubular neighborhood $\mathcal{N}_{c(|\chi|)}$.

Theorem C.[Theorem 7.1] *Suppose we have an embedded compact complex geodesic surface $S \hookrightarrow X$, where X is a closed complex hyperbolic 2-manifold. Then*

$$(3) \quad \lambda(X) \leq \frac{\text{vol}(\mathcal{N}_{c(|\chi|)})}{(c(|\chi|))^2 [\text{vol}(X) - \text{vol}(\mathcal{N}_{c(|\chi|)})]}.$$

Using Theorem C, we are able to give an explicit upper bound for $\lambda(X)$ in terms of the volume of X and the Euler characteristic of S . See Corollary 7.2.

We next give a complex hyperbolic version of the combination theorem. It is the analogue of Theorem 1.4 in [4]. Setting $s(x) = 2\operatorname{arcsinh}\left(\frac{1}{\sinh\frac{x}{2}}\right)$, we have

Theorem D.[Theorem 9.2] *Let (Γ_1, L_1) and (Γ_2, L_2) be \mathbb{C} -Fuchsian groups where L_1 and L_2 are disjoint, and let $p_1 \in L_1$ and $p_2 \in L_2$ be the endpoints of the unique orthogeodesic from L_1 to L_2 . Suppose*

$$(4) \quad s(\operatorname{inj}(p_1)) + s(\operatorname{inj}(p_2)) < \rho(L_1, L_2).$$

Then $\Gamma = \langle \Gamma_1, \Gamma_2 \rangle$ is a discrete subgroup of $\operatorname{PU}(2, 1)$ where

- (1) Γ is abstractly the free product $\Gamma_1 * \Gamma_2$
- (2) L_1/Γ_1 and L_2/Γ_2 are embedded complex geodesic surfaces in $X = \mathbb{H}_{\mathbb{C}}^2/\Gamma$
- (3) $\rho_X(S_1, S_2) = \rho(L_1, L_2)$.

In the above statement we have used $\operatorname{inj}(p_i)$ to denote the *injectivity radius* of the projection of p_i in the surface L_i/Γ_i , for $i = 1, 2$.

Finally, we use Theorem D to give bounds on the optimal tube function,

$$d_\chi = \sup\{\epsilon : \text{if } S \hookrightarrow X \text{ and } \chi(S) = \chi, \text{ then } S \text{ has a tube of width } \epsilon\}.$$

Corollary E.[Corollary 9.3] *The optimal tube function d_χ satisfies*

$$(5) \quad \frac{1}{4} \log\left(\frac{1}{\pi|\chi|} + 1\right) \leq d_\chi \leq s\left(\operatorname{arccosh}\left(\cot\frac{\pi/2}{|\chi| + 2}\right)\right).$$

In particular,

$$(6) \quad \frac{1}{4\pi|\chi|} \lesssim d_\chi \lesssim \frac{2\sqrt{\pi}}{\sqrt{|\chi|}}, \text{ as } |\chi| \rightarrow \infty.$$

Here the notation $f(x) \lesssim g(x)$ means there exists a constant $C > 0$ so that $f(x) \leq Cg(x)$, for x large.

1.1. A little history. Besides the references mentioned earlier in this section for codimension one, in [6] it is shown that in a pinched negatively curved manifold, an embedded totally geodesic hypersurface has a tubular neighborhood whose width is explicitly given as a function of the pinching constants, dimension, and the $(n - 1)$ -volume of the hypersurface. Other collar lemma type theorems and related works include [1, 2, 3, 5, 8, 13, 19, 20, 21, 23, 25, 26, 27, 29, 32, 33, 34]. We emphasize that the collar lemmas about geodesics in higher dimensions only hold for short geodesics.

1.2. Outline of proof. First we give an outline of the ideas involved in showing the existence of a tubular neighborhood function. Suppose S is an embedded complex geodesic surface in the complex hyperbolic 2-manifold $X = \mathbb{H}_{\mathbb{C}}^2/\Gamma$. Let δ be the shortest orthogeodesic from S to itself, and let $d > 0$ be its length. Hence S has a tubular neighborhood of width $\frac{d}{2}$. We proceed to find a lower bound on d which only depends on the Euler characteristic of S .

The first step is to consider a lift of δ to $\mathbb{H}_{\mathbb{C}}^2$ (we continue to call it δ). This lift δ is the common orthogonal between two lifts of S , say L_1 to L_2 , where L_1 and L_2 are complex lines. Next we orthogonally project L_2 to the disc D in L_1 . A crucial fact is that the size of this projection only depends on d , the length of δ . Now the \mathbb{C} -Fuchsian subgroup $\text{Stab}_{\Gamma}(L_1)$ moves D around in L_1 . Due to the presence of holonomy in $\text{Stab}_{\Gamma}(L_1)$ it is possible that there are translates of D that intersect D . Next we construct an embedded wedge $W \subset X$ anchored on D of width $\frac{d}{2}$ (see Figure 2). The wedge W is determined by three parameters: the size (radius) of its anchor, its width $\frac{d}{2}$, and its sector angle. We next prove a technical lemma we call the holonomy angle lemma (Lemma 5.1) which guarantees that the sector angle is lower bounded by a function of d . Hence the wedge W is a function of d allowing us to show that it is embedded in X . In fact, $W \subset N_{\frac{d}{2}}(S)$, where $N_{\frac{d}{2}}(S)$ denotes the $\frac{d}{2}$ -neighborhood of S . Finally comparing the volume of W with the volume of $N_{\frac{d}{2}}(S)$ and noting that as d gets smaller the volume inequality, $\text{vol}(W) \leq \text{vol}(N_{\frac{d}{2}}(S))$, does not hold guarantees that there is a critical lower bound on d . That will be our function $c(|\chi|)$, where $|\chi|$ is the absolute value of the Euler characteristic of S .

1.3. Section plan and notation. Theorem A is a consolidation of Theorems 5.2 and 6.3, and Corollary B is Corollary 6.4 where we have used the Euler characteristic in place of area for a totally geodesic complex surface. Sections 2-4 cover general facts about complex lines and volumes. Sections 5 and 6 have the proofs of the tubular neighborhood theorem and its corollary. In section 7, we give as a consequence of the tubular neighborhood theorem a bound on the first non-zero eigenvalue of the Laplacian in terms of the geometry. In section 8 we supply examples to show that the tubular neighborhood theorem does not hold for geodesics in a hyperbolic 3-manifold. Also, in section 8 we supply references to complex hyperbolic manifolds containing complex geodesic surfaces. In section 9 we prove a geometric version of a combination theorem and use it to give bounds on the optimal tube function. Throughout this paper we use the words, collar, tube, and tubular neighborhood interchangeably.

Table 1 is a guide to the location of the important formulas and commonly used notations in the paper. For basic references we refer to [12, 22, 31].

Acknowledgement. This work began during several visits to the Korea Institute for Advanced Study in Seoul, South Korea. The authors would like to thank the institute for their support. The authors would also like to thank Elisha Falbel, Julien Paupert, and Mahmoud Zeinalian for helpful conversations.

2. COMPLEX HYPERBOLIC GEOMETRY PRELIMINARIES

In this section we set notation and discuss some of the basics on complex hyperbolic geometry which we will be using later. As a basic reference we refer to the book [22], and the notes [31]. In particular, the Riemannian metric on complex hyperbolic 2-space is normalized as in the references [22, 31] to have sectional curvature, $-1 \leq K \leq -1/4$. The extreme curvatures are realized by totally geodesic planes. Complex lines (to be defined below) having curvature -1 and totally real planes having curvature $-1/4$.

Definition	Notation	Section
area of a disc in a complex line	$\text{Area}(D_r)$	Equation (40)
collar function	$c(A)$	Equation (61)
complex hyperbolic space	$\mathbb{H}_{\mathbb{C}}^2$	Equation(9)
complex line stabilizer in $\text{PU}(2, 1)$	$\text{Stab}(L)$	Equation (16)
complex line stabilizer in Γ	$\text{Stab}_{\Gamma}(L)$	Equation (17)
embedded complex geodesic surface S in X	$S \hookrightarrow X$	Section 1
holonomy	hol	Subsection 2.3
hyperbolic distance	$\rho(\mathbf{p}, \mathbf{q})$	Equation (11)
injectivity radius	$\text{inj}(\cdot)$	Subsection 9.1
$\cosh^2\left(\frac{\rho(L_1, L_2)}{2}\right)$	$N(L_1, L_2)$	Proposition 2.2
optimal tube function	d_{χ}	Section 1
orthogonal projection	$\Pi_L(M)$	Definition 2.4
polar vector with respect to a complex line		Definition 2.1
radius of projection	$s(d)$	Equation (22)
tubular neighborhood	$\mathcal{N}(S)$	Theorem 5.2
volume form	dvol	Section 4
wedge	$W(s, \epsilon, \psi)$	Definition 4.3

TABLE 1. Notation

Throughout this paper we will use the ball model of the complex hyperbolic 2-space. That is, we consider complex 3-space $\mathbb{C}^{2,1}$ with the first Hermitian form

$$J = \begin{pmatrix} 1 & 0 & 0 \\ 0 & 1 & 0 \\ 0 & 0 & -1 \end{pmatrix}$$

and hence

$$(7) \quad \langle \mathbf{p}, \mathbf{q} \rangle = \mathbf{q}^* J \mathbf{p} = p_1 \bar{q}_1 + p_2 \bar{q}_2 - p_3 \bar{q}_3.$$

We usually denote vectors in $\mathbb{C}^{2,1}$ with bold face letters.

Let $\mathbb{P} : \mathbb{C}^{2,1} \setminus \{0\} \rightarrow \mathbb{C}\mathbb{P}^2$ be the canonical projection onto complex projective space. On the chart of $\mathbb{C}^{2,1}$ with $p_3 \neq 0$, the projection map \mathbb{P} is given by

$$(8) \quad (p_1, p_2, p_3) \mapsto \left(\frac{p_1}{p_3}, \frac{p_2}{p_3} \right).$$

For any $p = (p_1, p_2) \in \mathbb{C}^2$, we lift the point p to $\mathbf{p} = (p_1, p_2, 1) \in \mathbb{C}^{2,1}$, called the *standard lift of p*. Then $\langle \mathbf{p}, \mathbf{p} \rangle = |p_1|^2 + |p_2|^2 - 1$. Thus, the ball model of complex hyperbolic 2-space is

$$(9) \quad \mathbb{H}_{\mathbb{C}}^2 = \{(p_1, p_2) \in \mathbb{C}^2 \mid |p_1|^2 + |p_2|^2 < 1\}$$

and its boundary at infinity is

$$(10) \quad \partial \mathbb{H}_{\mathbb{C}}^2 = \{(p_1, p_2) \in \mathbb{C}^2 \mid |p_1|^2 + |p_2|^2 = 1\}.$$

The Bergman metric ρ on $\mathbb{H}_{\mathbb{C}}^2$ is defined as

$$(11) \quad \cosh^2 \left(\frac{\rho(p, q)}{2} \right) = \frac{\langle \mathbf{p}, \mathbf{q} \rangle \langle \mathbf{q}, \mathbf{p} \rangle}{\langle \mathbf{p}, \mathbf{p} \rangle \langle \mathbf{q}, \mathbf{q} \rangle}$$

where \mathbf{p} and \mathbf{q} are the lifts of p and $q \in \mathbb{H}_{\mathbb{C}}^2$ respectively. Let $SU(2, 1)$ be the group of unitary matrices which preserve the given Hermitian form with determinant 1. Then the group of holomorphic isometries of $\mathbb{H}_{\mathbb{C}}^2$ is $PU(2, 1) = SU(2, 1)/\{I, \omega I, \omega^2 I\}$, where $\omega = (-1 + i\sqrt{3})/2$ is a cube root of unity.

2.1. Complex lines and orthogonal projection.

Definition 2.1. Suppose $L \subseteq \mathbb{C}^{2,1}$ is a complex two-dimensional subspace of $\mathbb{C}^{2,1}$. A non-zero vector $\mathbf{n} \in \mathbb{C}^{2,1}$ is said to be a *polar vector* for L if it is orthogonal to L with respect to the Hermitian form J .

Given a basis $\{\mathbf{p}, \mathbf{q}\}$ of L where $\mathbf{p} = (p_1, p_2, p_3), \mathbf{q} = (q_1, q_2, q_3) \in \mathbb{C}^{2,1}$, a polar vector for L can be taken to be the cross product \mathbf{n} of \mathbf{p} and \mathbf{q} ,

$$(12) \quad \mathbf{n} = (\overline{p_2 q_3} - \overline{p_3 q_2}, \overline{p_3 q_1} - \overline{p_1 q_3}, \overline{p_2 q_1} - \overline{p_1 q_2}).$$

A complex 2-dimensional subspace L of $\mathbb{C}^{2,1}$ projects to a *complex line* of $\mathbb{H}_{\mathbb{C}}^2$ if and only if the polar vector \mathbf{n} is a positive vector. In the ball model, a complex line is precisely the (non-trivial) intersection of a complex one-dimensional affine subspace of \mathbb{C}^2 with $\mathbb{H}_{\mathbb{C}}^2$.

Proposition 2.2 ([22]). *Let L and M be complex lines with polar vectors \mathbf{n}, \mathbf{m} respectively, and set*

$$N(L, M) = \frac{\langle \mathbf{n}, \mathbf{m} \rangle \langle \mathbf{m}, \mathbf{n} \rangle}{\langle \mathbf{n}, \mathbf{n} \rangle \langle \mathbf{m}, \mathbf{m} \rangle}.$$

- (1) $N(L, M) > 1$, in which case L and M are ultraparallel and

$$\cosh^2 \left(\frac{\rho(L, M)}{2} \right) = N(L, M).$$

- (2) $N(L, M) = 1$, in which case L and M are asymptotic or coincide.
 (3) $N(L, M) < 1$, in which case L and M intersect and

$$\cos^2 \theta = N(L, M)$$

where θ is the angle of intersection between L and M .

The subspace of complex lines inherits a topology from $\mathbb{C}^{2,1}$, namely a sequence of complex lines converges to a complex line if and only if the complex lines have unit polar vectors that converge in the topology of $\mathbb{C}^{2,1}$. Though complex lines have real codimension greater than one, the following proposition says that transversality of complex lines is a stable property.

Proposition 2.3. *Suppose two complex lines L and M intersect transversally. Then any complex line near M also intersects L .*

Proof. Without loss of generality, we may assume that $L = \{(0, w) \in \mathbb{H}_{\mathbb{C}}^2\}$ with a unit polar vector $\mathbf{n} = (1, 0, 0)$, and $\mathbf{m} = (m_1, m_2, m_3)$ the unit polar vectors of M . Since L and M intersect each other transversally, $N(L, M) = |m_1|^2 < 1$.

Let $0 < \epsilon < 1 - |m_1|$ be given. If $\mathbf{q} = (q_1, q_2, q_3)$ is a unit polar vector satisfying

$$(13) \quad \sqrt{|q_1 - m_1|^2 + |q_2 - m_2|^2 + |q_3 - m_3|^2} < \epsilon,$$

then

$$(14) \quad |q_1| \leq |q_1 - m_1| + |m_1| < \epsilon + |m_1| < 1.$$

Thus the complex line Q whose polar vector is \mathbf{q} intersects L because

$$N(Q, L) = |\langle (q_1, q_2, q_3), (1, 0, 0) \rangle|^2 = |q_1|^2 < 1.$$

□

Definition 2.4. Given a complex line L with a polar vector \mathbf{n} , we define the *orthogonal projection* $\Pi_L(p) : \mathbb{H}_{\mathbb{C}}^2 \rightarrow L$ to be

$$(15) \quad \Pi_L(p) = \mathbb{P} \left(\mathbf{p} - \frac{\langle \mathbf{p}, \mathbf{n} \rangle}{\langle \mathbf{n}, \mathbf{n} \rangle} \mathbf{n} \right)$$

for $p \in \mathbb{H}_{\mathbb{C}}^2$.

This projection is the nearest point projection map [22]. For a complex line L and a subgroup $\Gamma < \text{PU}(2, 1)$, we denote the stabilizer of L in $\text{PU}(2, 1)$ and in Γ respectively, as

$$(16) \quad \text{Stab}(L) = \{\gamma \in \text{PU}(2, 1) \mid \gamma(L) = L\},$$

$$(17) \quad \text{Stab}_{\Gamma}(L) = \{\gamma \in \Gamma \mid \gamma(L) = L\}.$$

Here, we recall some geometric properties of the projection which we use later. For completeness we supply proofs.

Proposition 2.5. *Let L be a complex line and $\gamma \in \text{Stab}(L)$. Then*

$$(18) \quad \Pi_L \circ \gamma(p) = \gamma \circ \Pi_L(p)$$

for $p \in \mathbb{H}_{\mathbb{C}}^2$.

Proof. This follows from the fact that the geodesic from p to L which intersects L orthogonally is moved by γ to the geodesic from $\gamma(p)$ to L which intersects L orthogonally. □

Proposition 2.6. *If two disjoint complex lines L_1 and L_2 are a distance $d > 0$ apart, then the projection $\Pi_{L_1}(L_2)$ of L_2 into L_1 is a disc of radius $s(d) = 2 \log \coth \frac{d}{4}$. Moreover, the function $s(d)$ is an involution.*

Proof. Without loss of generality, we may assume that $L_1 = \{(0, w) \in \mathbb{C}^2 \mid |w| < 1\}$, $M = \{(z, 0) \in \mathbb{C}^2 \mid |z| < 1\}$, $L_1 \cap M = \{\mathbf{0} = (0, 0)\}$, and the distance d from L_1 to L_2 is realized by the geodesic segment connecting $\mathbf{0}$ and $(x, 0)$ in M for $x = \tanh \frac{d}{2}$. i.e, $M \cap L_2 = \{(x, 0)\}$ (see Figure 1). Let $f_x \in \text{Stab}(M)$ be a loxodromic isometry mapping $\mathbf{0}$ to $(x, 0)$,

$$(19) \quad f_x = \begin{pmatrix} \frac{1}{\sqrt{1-x^2}} & 0 & \frac{x}{\sqrt{1-x^2}} \\ 0 & 1 & 0 \\ \frac{x}{\sqrt{1-x^2}} & 0 & \frac{1}{\sqrt{1-x^2}} \end{pmatrix}.$$

Applying Proposition 2.5,

$$L_2 = \Pi_M^{-1}(x, 0) = f_x \circ \Pi_M^{-1}(\mathbf{0}) = f_x(L_1).$$

For $(0, w) \in L_1$,

$$(20) \quad f_x(0, w, 1) = \begin{pmatrix} \frac{1}{\sqrt{1-x^2}} & 0 & \frac{x}{\sqrt{1-x^2}} \\ 0 & 1 & 0 \\ \frac{x}{\sqrt{1-x^2}} & 0 & \frac{1}{\sqrt{1-x^2}} \end{pmatrix} \begin{pmatrix} 0 \\ w \\ 1 \end{pmatrix} = \begin{pmatrix} x \\ w\sqrt{1-x^2} \\ 1 \end{pmatrix}.$$

Thus we have,

$$L_2 = \left\{ (x, w\sqrt{1-x^2}) \in \mathbb{H}_{\mathbb{C}}^2 \mid |w| < 1 \right\}.$$

Therefore, the projection $\Pi_{L_1}(L_2)$ is given in coordinates,

$$(21) \quad \Pi_{L_1}(x, w\sqrt{1-x^2}) = (0, w\sqrt{1-x^2}).$$

and it is a disc centered at $\mathbf{0}$ with radius $s(d)$,

$$(22) \quad s(d) = \log \left(\frac{1 + \sqrt{1-x^2}}{1 - \sqrt{1-x^2}} \right) = 2 \log \coth \frac{d}{4} = 2 \operatorname{arcsinh} \left(\frac{1}{\sinh \frac{d}{2}} \right).$$

□

Proposition 2.7. *If two complex lines L and M intersect at a point p with angle θ , then the projection $\Pi_M(L)$ of L to M is a disc centered at p with radius $\log \frac{1+|\cos \theta|}{1-|\cos \theta|}$.*

Proof. Without loss of generality, let $p = (0, 0)$ and $M = \{(z, 0) \mid |z| < 1\}$ with a polar vector $\mathbf{m} = (0, 1, 0)$. If a complex line L passes through p , then its polar vector is of the form $(a, b, 0) \in \mathbb{C}^{2,1}$ for $b \neq 0$ and thus we may normalize its polar vector to be $\mathbf{n} = (a, 1, 0)$ for $a \in \mathbb{C}$. Since any $q \in L$ satisfies $\langle \mathbf{q}, \mathbf{n} \rangle = 0$ and $\langle \mathbf{q}, \mathbf{q} \rangle < 0$,

$$L = \left\{ (z, -z\bar{a}) \in \mathbb{H}_{\mathbb{C}}^2 \mid z = re^{i\psi}, r < \sqrt{\frac{1}{1+|a|^2}}, 0 \leq \psi \leq 2\pi \right\}.$$

For $q = (z, -z\bar{a}) \in L$, $\langle \mathbf{q}, \mathbf{m} \rangle = -z\bar{a}$ and

$$\Pi_M(\mathbf{q}) = \mathbb{P} \left(\mathbf{q} - \frac{\langle \mathbf{q}, \mathbf{m} \rangle}{\langle \mathbf{m}, \mathbf{m} \rangle} \mathbf{m} \right) = (z, 0, 1).$$

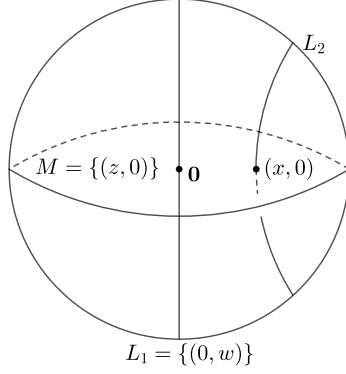
Thus, the boundary of the projection is

$$(23) \quad \partial \Pi_M(L) = \left\{ \left(\sqrt{\frac{1}{1+|a|^2}} e^{i\psi}, 0 \right) \in \mathbb{H}_{\mathbb{C}}^2 \mid 0 \leq \psi \leq 2\pi \right\}.$$

Since

$$(24) \quad \cos^2 \theta = N(\mathbf{n}, \mathbf{m}) = \frac{1}{1+|a|^2},$$

the projection $\Pi_M(L)$ is a disc centered at p with radius $\log \frac{1+|\cos \theta|}{1-|\cos \theta|}$. □

FIGURE 1. $d = \rho(L_1, L_2) = \rho(\mathbf{0}, (x, 0))$

2.2. Normalizations. Here, we perform some normalization of two disjoint complex lines L_1 and L_2 with a distance $d > 0$ a part which we will be using later (Figure 1). They have a unique common perpendicular geodesic which is contained in a unique complex line, say M . Since the isometry group $\mathrm{PU}(2, 1)$ acts on the set of complex lines transitively, we may assume that $L_1 = \{(0, w) \in \mathbb{C}^2 \mid |w| < 1\}$. Since the stabilizer $\mathrm{Stab}(L_1)$ also acts on L_1 transitively, we may assume $L_1 \cap M = \{\mathbf{0}\}$ so that $M = \{(z, 0) \in \mathbb{C}^2 \mid |z| < 1\}$. Finally, applying the rotation around L_1 if necessary, we may assume that the distance d from L_1 to L_2 is realized by the geodesic segment connecting $\mathbf{0}$ and $(x, 0)$ in M for $x = \tanh \frac{d}{2}$. i.e, $M \cap L_2 = \{(x, 0)\}$. The polar vectors of L_1 and L_2 are $\mathbf{n}_1 = (1, 0, 0)$ and $\mathbf{n}_2 = (\frac{1}{x}, 0, 1)$, respectively.

$$(25) \quad d = \rho(L_1, L_2) = \rho(\mathbf{0}, (x, 0)) = \log \frac{1+x}{1-x} \iff x = \tanh \frac{d}{2}$$

Note that $M = \Pi_{L_1}^{-1}(\mathbf{0})$.

Definition 2.8. For $(0, w) \in L_1$, $w = re^{i\theta}$, consider a loxodromic isometry $g_w^\psi \in \mathrm{Stab}(L_1)$ which maps $(0, 0)$ to $(0, w)$ and whose axis passes through $(0, 0)$. We call such g_w^ψ a *normalized loxodromic isometry*,

$$(26) \quad g_w^\psi = \begin{pmatrix} e^{\frac{2\psi}{3}i} & 0 & 0 \\ 0 & \frac{e^{-\frac{\psi}{3}i}}{\sqrt{1-r^2}} & \frac{re^{i\theta}e^{-\frac{\psi}{3}i}}{\sqrt{1-r^2}} \\ 0 & \frac{re^{-i\theta}e^{-\frac{\psi}{3}i}}{\sqrt{1-r^2}} & \frac{e^{-\frac{\psi}{3}i}}{\sqrt{1-r^2}} \end{pmatrix} \in \mathrm{SU}(2, 1).$$

This mapping has holonomy ψ (see subsection 2.3. Holonomy).

The normalized loxodromic g_w^ψ in the ball model is given in coordinates

$$(27) \quad (z_1, z_2) \mapsto \left(\frac{\sqrt{1-r^2}e^{i\psi}z_1}{re^{-i\theta}z_2+1}, \frac{z_2+re^{i\theta}}{re^{-i\theta}z_2+1} \right).$$

Remark 2.9. Consider $\gamma \in \text{Stab}(L_1)$ and let $\gamma(\mathbf{0}) = (0, w) \in L_1$. Choose the normalized loxodromic isometry $g = g_w^\psi \in \text{Stab}(L_1)$ so that $g^{-1} \circ \gamma(\mathbf{0}) = \mathbf{0}$ and $\text{hol}(\gamma) = \text{hol}(g)$. Then $g^{-1} \circ \gamma|_{L_1}$ is a rotation around $\mathbf{0}$ on L_1 , say R . Note that $R|_M = \text{id}$ and $R(L_2) = L_2$. Thus,

$$(28) \quad \rho(L_2, \gamma(L_2)) = \rho(L_2, g \circ R(L_2)) = \rho(L_2, g(L_2)).$$

Consider the projection $\Pi_{L_1}(L_2)$ which is a disc centered at $\mathbf{0} \in L_1$. Then $g^{-1} \circ \gamma(\Pi_{L_1}(L_2)) = \Pi_{L_1}(L_2)$ and hence

$$(29) \quad \gamma(\Pi_{L_1}(L_2)) = g(\Pi_{L_1}(L_2)).$$

Therefore, for any $\gamma \in \text{Stab}(L_1)$, there exists a normalized loxodromic isometry $g = g_w^\psi \in \text{Stab}(L_1)$ so that $\rho(L_2, \gamma(L_2)) = \rho(L_2, g(L_2))$ and $\gamma(\Pi_{L_1}(L_2)) = g(\Pi_{L_1}(L_2))$. We will also use this normalization later.

2.3. Holonomy. Let $L \subset \mathbb{H}_\mathbb{C}^2$ be a complex line. For any $g \in \text{Stab}(L)$, we define the *holonomy of g* , denoted $\text{hol}(g)$, to be the oriented angle of rotation about L . The *holonomy group* associated to L is the set of elements $g \in \text{Stab}(L)$ for which $g|_L = \text{id}$. This is a circle group. The holonomy operation can be interpreted as a homomorphism,

$$\text{hol} : \text{Stab}(L) \rightarrow \mathbb{S}^1.$$

Proposition 2.10 (Properties of holonomy). *Let f and $g \in \text{Stab}(L)$. Then*

- (1) $\text{hol}(g) \in \mathbb{S}^1$.
- (2) For a normalized loxodromic $g_z^\psi \in \text{Stab}(L_1)$, $\text{hol}(g_z^\psi) = \psi$.
- (3) $\text{hol}(fg) = \text{hol}(gf)$.

3. HOLONOMY AND PROJECTION

For this section, let L_1 and L_2 be two disjoint complex lines in $\mathbb{H}_\mathbb{C}^2$ which we assume are a distance $d > 0$ apart. Without loss of generality, we may assume the normalizations as in subsection 2.2 (see Figure 1).

Lemma 3.1 (Trivial holonomy). *For any $\gamma \in \text{Stab}(L_1)$ with trivial holonomy,*

$$(30) \quad \gamma(\Pi_{L_1}(L_2)) \cap \Pi_{L_1}(L_2) = \emptyset \iff \gamma(L_2) \cap L_2 = \emptyset.$$

Proof. Set $D = \Pi_{L_1}(L_2)$. Using Remark 2.9, it suffices to prove that $g(D) \cap D = \emptyset$ if and only if $g(L_2) \cap L_2 = \emptyset$ for a normalized loxodromic isometry $g = g_w^0 \in \text{Stab}(L_1)$ (see Definition 2.8). Clearly, $g(L_2) \cap L_2 \neq \emptyset$ implies $g(D) \cap D \neq \emptyset$. To prove the converse, set $w = re^{\theta i}$. note that Let \mathbf{n}_3 be the polar vector of $g(L_2)$, $\mathbf{n}_3 = g(\mathbf{n}_2) = \left(\frac{1}{x}, \frac{re^{\theta i}}{\sqrt{1-r^2}}, \frac{1}{\sqrt{1-r^2}} \right)$.

$$(31) \quad \begin{aligned} \langle \mathbf{n}_3, \mathbf{n}_3 \rangle &= \langle g(\mathbf{n}_2), g(\mathbf{n}_2) \rangle = \langle \mathbf{n}_2, \mathbf{n}_2 \rangle = \frac{1}{x^2} - 1 \\ \langle \mathbf{n}_2, \mathbf{n}_3 \rangle &= \frac{1}{x^2} - \frac{1}{\sqrt{1-r^2}} \end{aligned}$$

Using Proposition 2.2, $g(L_2) \cap L_2 \neq \emptyset$ if and only if

$$(32) \quad N(L_2, g(L_2)) = \frac{\left[\frac{1}{x^2} - \frac{1}{\sqrt{1-r^2}}\right]^2}{\left[\frac{1}{x^2} - 1\right]^2} = \left[\frac{(\sqrt{1-r^2} - x^2)}{\sqrt{1-r^2}(1-x^2)}\right]^2 < 1.$$

This implies that $r < \frac{2\sqrt{1-x^2}}{2-x^2}$ and

$$(33) \quad \rho \left((0, 0), \left(0, \frac{2\sqrt{1-x^2}}{2-x^2} \right) \right) = 2 \log \frac{1 + \sqrt{1-x^2}}{1 - \sqrt{1-x^2}} = 2s(d).$$

Thus, $0 < r < \frac{2\sqrt{1-x^2}}{2-x^2}$ if and only if $g(D) \cap (D) \neq \emptyset$. \square

The following lemma is about the case with non-trivial holonomy.

Lemma 3.2 (Non-trivial holonomy). *For any loxodromic $\gamma \in \text{Stab}(L_1)$ with non-trivial holonomy ψ ,*

$$(34) \quad \gamma(L_2) \cap L_2 = \emptyset.$$

Proof. Using Remark 2.9, it suffices to prove that $g(L_2) \cap L_2 = \emptyset$ for a normalized loxodromic isometry $g = g_w^\psi \in \text{stab}(L_1)$ (see Definition 2.8). Set $w = re^{\theta i}$. Let \mathbf{n}_3 be the polar vector of $g(L_2)$, $\mathbf{n}_3 = g(\mathbf{n}_2) = \left(\frac{e^{\frac{2\psi i}{3}}}{x}, \frac{re^{\theta i} e^{-\frac{\psi i}{3}}}{\sqrt{1-r^2}}, \frac{e^{-\frac{\psi i}{3}}}{\sqrt{1-r^2}} \right)$.

$$(35) \quad \begin{aligned} \langle \mathbf{n}_3, \mathbf{n}_3 \rangle &= \langle g(\mathbf{n}_2), g(\mathbf{n}_2) \rangle = \langle \mathbf{n}_2, \mathbf{n}_2 \rangle = \frac{1}{x^2} - 1 \\ \langle \mathbf{n}_2, \mathbf{n}_3 \rangle &= \frac{e^{-\frac{2}{3}\psi i}}{x^2} - \frac{e^{\frac{\psi}{3}i}}{\sqrt{1-r^2}} = \overline{\langle \mathbf{n}_3, \mathbf{n}_2 \rangle} \end{aligned}$$

$$(36) \quad N(L_2, g(L_2)) = \frac{(1-r^2) - x^2\sqrt{1-r^2}(e^{-\psi i} + e^{\psi i}) + x^4}{(1-x^2)^2(1-r^2)}$$

$$(37) \quad > \frac{(1-r^2) - 2x^2\sqrt{1-r^2} + x^4}{(1-x^2)^2(1-r^2)}$$

$$(38) \quad > \frac{(x^2 - \sqrt{1-r^2})^2}{(1-x^2)^2} \text{ since } 1-r^2 < 1$$

$$(39) \quad > \frac{(x^2 - 1)^2}{(1-x^2)^2} = 1$$

Thus, $g(L_2) \cap L_2 = \emptyset$. \square

4. AREAS, VOLUMES, AND WEDGES

In this section, we define the notion of a *wedge* and compute its volume. We give with some preliminaries first. The induced metric on a complex line is a hyperbolic metric of curvature -1 . A disc D_r of radius r in a complex line has area

$$(40) \quad \text{Area}(D_r) = 4\pi \sinh^2 \left(\frac{r}{2} \right).$$

Now, suppose two disjoint complex lines L_1 and L_2 are a distance $d > 0$ apart. Recalling that the projection of L_2 onto L_1 is a disk of radius

$$s(d) = 2\operatorname{arcsinh}\left(\frac{1}{\sinh\frac{d}{2}}\right),$$

a routine computation yields

Lemma 4.1. *The area of the disc of radius half the projection radius is*

$$(41) \quad \operatorname{Area}\left(D_{\frac{s(d)}{2}}\right) = 4\pi\sinh^2\left(\frac{s(d)}{4}\right) = \frac{4\pi}{e^d - 1}.$$

We next derive a volume formula using Fermi coordinates.

The volume form for the ball model in (z_1, z_2) -coordinates (see [22] or [31]) with $z_1 = x_1 + iy_1$ and $z_2 = x_2 + iy_2$ is

$$(42) \quad \operatorname{dvol} = \frac{16}{(1 - |z_1|^2 - |z_2|^2)^3} dx_1 dy_1 dx_2 dy_2$$

and changing the z_1 -coordinate to polar coordinates gives

$$(43) \quad \operatorname{dvol} = \frac{16r}{(1 - r^2 - |z_2|^2)^3} dr d\theta dx_2 dy_2.$$

Proposition 4.2. *Let R be a region in a complex line L , and G the tubular neighborhood of R of width $\epsilon > 0$. Then the volume is*

$$(44) \quad \operatorname{vol}(G) = 2\pi \left[\cosh^4 \frac{\epsilon}{2} - 1 \right] \operatorname{Area}(R).$$

Proof. Note that

$$G = \bigcup_{p \in R} \{q \in \Pi_L^{-1}(p) \mid \rho(p, q) \leq \epsilon\}.$$

Without loss of generality, we may assume that $L = \{(0, z_2) \in \mathbb{H}_{\mathbb{C}}^2\}$. For $p = (0, z_2) \in L$, observe that

$$\Pi_L^{-1}(p) = \left\{ (z_1, z_2) \in \mathbb{H}_{\mathbb{C}}^2 \mid |z_1| \leq \sqrt{1 - |z_2|^2} \right\}$$

is a disc (also a complex line) with Euclidean radius $\sqrt{1 - |z_2|^2}$. The hyperbolic distance t from $(0, z_2)$ to (z_1, z_2) in $\Pi_L^{-1}(p)$ is

$$(45) \quad t = \log \frac{1 + \frac{|z_1|}{\sqrt{1 - |z_2|^2}}}{1 - \frac{|z_1|}{\sqrt{1 - |z_2|^2}}},$$

$$|z_1| = \sqrt{1 - |z_2|^2} \tanh \frac{t}{2}.$$

Thus, we write G in Euclidean coordinates.

$$(46) \quad G = \bigcup_{(0, z_2) \in R} \{(z_1, z_2) \in \Pi_L^{-1}(0, z_2) \mid |z_1| \leq f(|z_2|)\}$$

where $f(|z_2|) = \sqrt{1 - |z_2|^2} \tanh \frac{\epsilon}{2}$. Set $z_1 = re^{i\theta}$.

Using formula (43), the volume of G is

$$(47) \quad \text{vol}(G) = \int_0^{2\pi} d\theta \iint_R \left[\int_0^{f(|z_2|)} \frac{16r}{(1-r^2-|z_2|^2)^3} dr \right] dx_2 dy_2$$

$$(48) \quad = 8\pi \iint_R \left[\cosh^4 \frac{\epsilon}{2} - 1 \right] \frac{1}{(1-|z_2|^2)^2} dx_2 dy_2$$

$$(49) \quad = 2\pi \left[\cosh^4 \frac{\epsilon}{2} - 1 \right] \text{Area}(R).$$

□

We next define a key ingredient of our proof of the tubular neighborhood theorem.

Definition 4.3. Let $D_s(p_0)$ be the disc centered at p_0 with radius $s > 0$ in a complex line L . For $\epsilon > 0$ and $\psi \in [0, 2\pi]$, we consider a sector in $\Pi_L^{-1}(p_0)$,

$$S(\epsilon, \psi) = \left\{ q \in \Pi_L^{-1}(p_0) \mid \rho(p_0, q) < \epsilon, -\frac{\psi}{2} \leq \text{Arg } q \leq \frac{\psi}{2} \right\}.$$

We define a *wedge* $W(s, \epsilon, \psi)$ anchored at $D_s(p_0)$ to be

$$(50) \quad W(s, \epsilon, \psi) = \bigcup \{ g_p(S(\epsilon, \psi)) \mid p \in D_s(p_0) \}$$

where $g_p \in \text{Stab}(L)$ is a loxodromic isometry with trivial holonomy satisfying $g_p(p_0) = p$ (Figure 2). We call ϵ the *width* of the wedge.

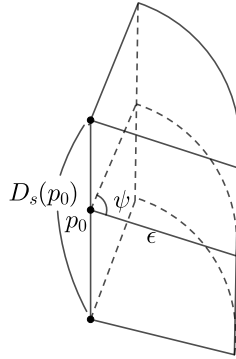


FIGURE 2. A wedge $W(s, \epsilon, \psi)$

Proposition 4.4. For $s > 0, \epsilon > 0, \psi \in (0, 2\pi]$, the volume of the wedge $W(s, \epsilon, \psi)$ anchored at $D \subset L$ is

$$(51) \quad \text{vol}(W) = \psi \left(\cosh^4 \frac{\epsilon}{2} - 1 \right) \text{Area}(D).$$

Proof. Two wedges are isometric if and only if they have the same wedge parameters s, ϵ, ψ . Thus, we may assume that $L = \{(0, z_2) \in \mathbb{H}_{\mathbb{C}}^2\}$ and $p_0 = \mathbf{0}$.

We write the wedge $W(s, \epsilon, \psi)$ anchored at D in Euclidean coordinates,

$$(52) \quad W = \bigcup_{(0, z_2) \in D} \left\{ (z_1, z_2) \in \Pi_L^{-1}(0, z_2) \mid |z_1| \leq f(|z_2|), -\frac{\psi}{2} < \text{Arg } z_1 < \frac{\psi}{2} \right\}$$

where $f(|z_2|) = \sqrt{1 - |z_2|^2} \tanh \frac{\epsilon}{2}$. Applying Proposition 4.2 and replacing the integral $\int_0^{2\pi} d\theta$ of equation (47) by $\int_{-\frac{\psi}{2}}^{\frac{\psi}{2}} d\theta$ verifies the proposition. \square

5. THE HOLONOMY ANGLE LEMMA AND THE TUBULAR NEIGHBORHOOD THEOREM

The purpose of this section is to prove the tubular neighborhood theorem. An important step in proving it is the holonomy angle lemma.

Let $X = \mathbb{H}_{\mathbb{C}}^2 / \Gamma$ be a complex hyperbolic manifold and $S \hookrightarrow X$. Suppose d is the length of the shortest orthogeodesic from S to itself. Lifting S and this orthogeodesic to $\mathbb{H}_{\mathbb{C}}^2$, we obtain connected lifts L_1 and L_2 with $d = \rho(L_1, L_2) > 0$. Recall that $\Pi_{L_1}(L_2)$ is a disc of radius $s(d)$ (Proposition 2.6). If an element of $\text{Stab}_{\Gamma}(L_1)$ does not move $\Pi_{L_1}(L_2)$ very much than not only must it have non-trivial holonomy but in fact its holonomy angle has to be large relative to d . This is made precise in the following holonomy angle lemma.

Lemma 5.1 (The holonomy angle lemma). *If $\gamma \in \text{Stab}_{\Gamma}(L_1)$ is a loxodromic and $\gamma(\mathbf{0}) \in \Pi_{L_1}(L_2)$, then γ has non-trivial holonomy ψ satisfying*

$$(53) \quad \cos \psi \leq \frac{1 + \tanh \frac{d}{2}}{2}.$$

Proof. Without loss of generality, we may assume the normalizations as in subsection 2.2 (Figure 1). Since $\gamma(\Pi_{L_1}(L_2)) \cap \Pi_{L_1}(L_2) \neq \emptyset$, γ has non-trivial holonomy by Lemma 3.1. Using Remark 2.9, it suffices to prove the lemma for a normalized loxodromic (Definition 2.8) $g = g_w^{\psi} \in \text{Stab}(L_1)$. Set $w = re^{i\theta}$ and $l = \rho(\mathbf{0}, (0, re^{i\theta}))$.

$$(54) \quad \text{Note that } g(\mathbf{0}) \in \Pi_{L_1}(L_2) \iff l \leq s(d).$$

Let $d' = \rho(L_2, g(L_2))$ and note that $d \leq d'$. Using equation (36) we have

$$(55) \quad (1 - r^2) - 2x^2 \sqrt{1 - r^2} \cos \psi + x^4 = (1 - x^2)^2 (1 - r^2) \cosh^2 \frac{d'}{2}.$$

Dividing (55) by $\sqrt{1 - r^2}$ and substituting the expressions

$$x = \tanh \frac{d}{2} \text{ and } r = \tanh \frac{l}{2}$$

we obtain

$$(56) \quad \text{sech} \frac{l}{2} - 2 \tanh^2 \frac{d}{2} \cos \psi + \cosh \frac{l}{2} \tanh^4 \frac{d}{2} = \text{sech}^4 \frac{d}{2} \text{sech} \frac{l}{2} \cosh^2 \frac{d'}{2}.$$

Solving for $\cos \psi$

$$(57) \quad \cos \psi = \frac{\operatorname{sech} \frac{l}{2} + \cosh \frac{l}{2} \tanh^4 \frac{d}{2} - \operatorname{sech}^4 \frac{d}{2} \operatorname{sech} \frac{l}{2} \cosh^2 \frac{d'}{2}}{2 \tanh^2 \frac{d}{2}}$$

$$(58) \quad \leq \frac{\operatorname{sech} \frac{l}{2} + \cosh \frac{l}{2} \tanh^4 \frac{d}{2} - \operatorname{sech}^2 \frac{d}{2} \operatorname{sech} \frac{l}{2}}{2 \tanh^2 \frac{d}{2}} \text{ since } d \leq d'$$

$$(59) \quad = \frac{1}{2} \left[\operatorname{sech} \frac{l}{2} + \cosh \frac{l}{2} \tanh^2 \frac{d}{2} \right]$$

$$(60) \quad \leq \frac{1}{2} \left[1 + \tanh \frac{d}{2} \right].$$

Where the last inequality follows from the fact that $\operatorname{sech}(x) \leq 1$, and $l \leq s(d)$ implies $\cosh \frac{l}{2} \leq \cosh \frac{s(d)}{2} = \coth \frac{d}{2}$. \square

Note that the cosine holonomy angle function $\frac{1}{2} (1 + \tanh \frac{d}{2})$ is increasing as a function of d and strictly bounded from above by 1.

Theorem 5.2 (Tubular neighborhood). *There exists a positive function $c(A)$, depending only on $A = \operatorname{Area}(S)$ so that $S \hookrightarrow X$ has a tubular neighborhood $\mathcal{N}(S)$ of width at least $c(A)$. The function $c(A)$ can be taken to be*

$$(61) \quad c(A) = \frac{1}{4} \log \left(\frac{2}{A} + 1 \right).$$

Remark 5.3. We remark that the surface S can be a finite area non-compact surface as long as S is not asymptotic to itself. Of course, if the surface is closed it is automatically not asymptotic to itself. Also note that X can be finite or infinite volume.

Proof. Suppose d is the shortest orthogeodesic from S to itself and let L_1 and L_2 be lifts of S so that $d = \rho(L_1, L_2)$. Without loss of generality, we may normalize L_1 and L_2 as in subsection 2.2 (see Figure 1). We next project L_2 into L_1 . The projection $\Pi_{L_1}(L_2) \subseteq L_1$ is a disc centered at $\mathbf{0}$ with radius $s = s(d) = 2 \log \coth \frac{d}{4}$ (see Equation (22)), and let $D_{\frac{s}{2}} \subseteq L_1$ be the disc with the same center as $\Pi_{L_1}(L_2)$ but half of its radius. Set F to be the following subset of the stabilizer of L_1 in Γ ,

$$F = \{ \gamma \in \operatorname{Stab}_{\Gamma}(L_1) - \{id\} \mid \gamma(D_{\frac{s}{2}}) \cap D_{\frac{s}{2}} \neq \emptyset \}.$$

Then the discreteness of Γ implies that F is a finite set, and by Lemma 3.1 any $\gamma \in F$ has non-trivial holonomy. Let Ψ be the minimum holonomy of the elements of F ,

$$\Psi = \min\{hol(\gamma) \mid \gamma \in F\}.$$

Now, if $F \neq \emptyset$ then by definition Ψ is between 0 and π . Otherwise, if $F = \emptyset$, and we set $\Psi = 2\pi$.

Let W be the wedge $W(\frac{s}{2}, \frac{d}{2}, \Psi)$ anchored on $D_{\frac{s}{2}}$. By construction $\gamma(W) \cap W = \emptyset$ for all $\gamma \in \operatorname{Stab}_{\Gamma}(L_1) - \{id\}$. Furthermore, since the width of W is $\frac{d}{2}$ and d is the shortest distance between the lifts of S , we have that $\gamma(W) \cap W = \emptyset$ for all $\gamma \in \Gamma - \{id\}$. Thus the wedge W embeds in X and we have,

$$(62) \quad \operatorname{vol}(W) \leq \operatorname{vol}(\mathcal{N}_{\frac{d}{2}}(S))$$

where $\mathcal{N}_{\frac{d}{2}}(S)$ is the tubular neighborhood of S having width $\frac{d}{2}$. Using Propositions 4.2 and 4.4 for the volume on both sides of (62) we have

$$(63) \quad \Psi \left[\cosh^4 \frac{d}{4} - 1 \right] \text{Area} \left(D_{\frac{s}{2}} \right) < 2\pi \left[\cosh^4 \frac{d}{4} - 1 \right] \text{Area}(S).$$

Using the fact that $\text{Area} \left(D_{\frac{s}{2}} \right) = 4\pi \sinh^2 \left(\frac{s(d)}{4} \right) = \frac{4\pi}{e^d - 1}$ (Lemma 4.1) and solving for Ψ we obtain

$$(64) \quad \Psi < \frac{A}{2}(e^d - 1).$$

There are two cases to consider.

Case (1). $\frac{\pi}{2} \leq \Psi \leq \pi$: inequality (64) implies that $\frac{\pi}{2} \leq \Psi < \frac{A}{2}(e^d - 1)$. Solving for d we have,

$$(65) \quad d > \log \left(\frac{\pi}{A} + 1 \right).$$

Case (2). $0 \leq \Psi \leq \frac{\pi}{2}$: an application of the holonomy angle Lemma (Lemma 5.1) coupled with the inequality (64) yields

$$(66) \quad \arccos \left(\frac{1 + \tanh \frac{d}{2}}{2} \right) \leq \frac{A}{2}(e^d - 1).$$

Since $\arccos x \geq 1 - x$ for $0 \leq x \leq 1$, we obtain

$$(67) \quad 1 - \left[\frac{1 + \tanh \frac{d}{2}}{2} \right] \leq \frac{A}{2}(e^d - 1).$$

Solving for d , we have

$$(68) \quad d \geq \frac{1}{2} \log \left(\frac{2}{A} + 1 \right).$$

Considering the two cases (65) and (68), the distance $d = \rho(L_1, L_2)$ must satisfy

$$d \geq \min \left\{ \log \left(\frac{\pi}{A} + 1 \right), \frac{1}{2} \log \left(\frac{2}{A} + 1 \right) \right\} = \frac{1}{2} \log \left(\frac{2}{A} + 1 \right).$$

Therefore S has a tubular neighborhood of width

$$\frac{1}{4} \log \left(\frac{2}{A} + 1 \right).$$

□

6. DISJOINT EMBEDDED SURFACES

Let $X = \mathbb{H}_{\mathbb{C}}^2/\Gamma$ be a complex hyperbolic manifold and $S_1, S_2 \hookrightarrow X$ two disjoint embedded complex geodesic surfaces in X with distance $d = \rho(S_1, S_2) > 0$. Lifting the shortest orthogeodesic from S_1 to S_2 to the universal cover $\mathbb{H}_{\mathbb{C}}^2$, we have two complex lines L_1 and L_2 with distance $\rho(L_1, L_2) = d$. Without loss of generality, we normalize L_1 and L_2 as in subsection 2.2 (see Figure 1). Note that the projection $\Pi_{L_1}(L_2) \subseteq L_1$ is a disc D_s centered at $\mathbf{0}$ with radius $s = s(d) = 2 \log \coth \frac{d}{4}$ (Equation (22)). Denote

the disc with the same center as $\Pi_{L_1}(L_2)$ but half of its radius by $D_{\frac{s}{2}} \subseteq L_1$ and A_k the area of the surface S_k ($k = 1, 2$).

Lemma 6.1. *If $\gamma(\mathbf{0}) \in \Pi_{L_1}(L_2)$ for some non-identity element $\gamma \in \text{Stab}_\Gamma(L_1)$, then*

$$(69) \quad \rho(L_1, L_2) > \frac{1}{4} \log \left(\frac{2}{\max\{A_1, A_2\}} + 1 \right).$$

Proof. Set $d = \rho(L_1, L_2)$ and $d' = \rho(L_2, \gamma(L_2))$. There will be finitely many translates of the origin that are contained in the disc $\Pi_{L_1}(L_2)$. Of course, by Lemma 3.1, they must all have non-trivial holonomy. Let γ be the one with the smallest holonomy. Using the normalization of Remark 2.9, we may assume that γ is the normalized loxodromic. Set $l = \rho(\mathbf{0}, \gamma(\mathbf{0}))$. From the holonomy angle Lemma 5.1 and Equation (56) we have

$$(70) \quad \cosh^2 \frac{d'}{2} = \cosh^4 \frac{d}{2} - 2 \cosh \frac{l}{2} \cosh^2 \frac{d}{2} \sinh^2 \frac{d}{2} \cos \Psi + \cosh^2 \frac{l}{2} \sinh^4 \frac{d}{2}.$$

There are two cases to consider depending on the sign of $\cos \Psi$.

- $\cos \Psi \geq 0$:

Applying the fact that $l \leq s(d)$ implies $\cosh \frac{l}{2} \leq \coth \frac{d}{2}$,

$$(71) \quad \cosh^2 \frac{d'}{2} \leq \cosh^2 \frac{d}{2} \left[\cosh^2 \frac{d}{2} + \sinh^2 \frac{d}{2} \right]$$

$$(72) \quad \leq \left[\cosh^2 \frac{d}{2} + \sinh^2 \frac{d}{2} \right]^2 = \cosh^2 d.$$

Thus, we obtain $\frac{d'}{2} \leq d$ or equivalently,

$$\rho(L_1, L_2) > \frac{1}{2} \rho(L_2, \gamma(L_2)) > \frac{1}{4} \log \left(\frac{2}{A_2} + 1 \right)$$

where the last inequality follows from Theorem 5.2.

- $\cos \Psi \leq 0$ or equivalently $\frac{\pi}{2} \leq \Psi \leq \pi$. Set $\epsilon = \frac{1}{4} \log \left(\frac{2}{A_1} + 1 \right)$.

First observe that the wedge

$$W = W \left(\frac{s(d)}{2}, \epsilon, \frac{\pi}{2} \right)$$

embeds in the tubular neighborhood $\mathcal{N}_\epsilon(S_1)$. This follows from the fact that any element of $\text{Stab}_\Gamma(L_1)$ either moves the disc $\Pi_{L_1}(L_2)$ away from itself or if it doesn't then has holonomy bigger than $\frac{\pi}{2}$. Next we compare the volume of W with the volume of $\mathcal{N}_\epsilon(S_1)$. Using expression (63) we have

$$(73) \quad \frac{\pi}{2} \left[\cosh^4 \frac{\epsilon}{2} - 1 \right] \text{Area} \left(D_{\frac{s(d)}{2}} \right) < 2\pi \left[\cosh^4 \frac{\epsilon}{2} - 1 \right] A_1.$$

Using Lemma 4.1 and simplifying we have

$$(74) \quad \frac{\pi}{e^d - 1} < A_1$$

or equivalently

$$\rho(L_1, L_2) > \log \left(\frac{\pi}{A_1} + 1 \right) > \frac{1}{4} \log \left(\frac{2}{A_1} + 1 \right).$$

In either case we have

$$\rho(L_1, L_2) > \min \left\{ \frac{1}{4} \log \left(\frac{2}{A_1} + 1 \right), \frac{1}{4} \log \left(\frac{2}{A_2} + 1 \right) \right\}$$

and the conclusion follows. \square

Lemma 6.2. *If $\gamma(\mathbf{0}) \notin \Pi_{L_1}(L_2)$ for all non-identity elements $\gamma \in \text{Stab}_\Gamma(L_1)$, then*

$$(75) \quad \rho(L_1, L_2) > \log \left(\frac{4\pi}{A_1} + 1 \right).$$

Proof. Recall $d = \rho(L_1, L_2)$. Since $\gamma(\mathbf{0}) \notin \Pi_{L_1}(L_2)$ for all non-identity elements $\gamma \in \text{Stab}_\Gamma(L_1)$, the disc of radius $\frac{s(d)}{2}$ must embed in the quotient surface S_1 . Using Lemma 4.1 we have $\text{Area} \left(D_{\frac{s(d)}{2}} \right) < A_1$, and hence

$$(76) \quad 4\pi \sinh^2 \left(\frac{s(d)}{4} \right) = \frac{4\pi}{e^d - 1} < A_1$$

Solving for d we have $d > \log \left(\frac{4\pi}{A_1} + 1 \right)$. \square

Theorem 6.3. *Let $X = \mathbb{H}_{\mathbb{C}}^2/\Gamma$ and $S_1, S_2 \hookrightarrow X$ two disjoint embedded complex geodesic surfaces in X with distance $\rho(S_1, S_2) > 0$. Then S_1 and S_2 have disjoint tubular neighborhoods of width*

$$\frac{1}{8} \log \left(\frac{2}{\max\{A_1, A_2\}} + 1 \right)$$

where $A_k = \text{Area}(S_k)$ for $k = 1, 2$.

Proof. Putting Lemmas 6.1 and 6.2 together and noting that by assumption $\rho(L_1, L_2) = \rho(S_1, S_2)$, we see that

$$\rho(S_1, S_2) > \min \left\{ \frac{1}{4} \log \left(\frac{2}{\max\{A_1, A_2\}} + 1 \right), \log \left(\frac{4\pi}{A_1} + 1 \right) \right\} > \frac{1}{4} \log \left(\frac{2}{\max\{A_1, A_2\}} + 1 \right)$$

Moreover, we know from Theorem 5.2 that S_1 and S_2 have tubular neighborhoods of width $\frac{1}{4} \log \left(\frac{2}{A_1} + 1 \right)$ and $\frac{1}{4} \log \left(\frac{2}{A_2} + 1 \right)$, respectively. It follows that a width of

$$\frac{1}{8} \log \left(\frac{2}{\max\{A_1, A_2\}} + 1 \right)$$

is a tubular neighborhood for both S_1 and S_2 , and moreover they are disjoint. \square

Corollary 6.4. *Suppose that $X = \mathbb{H}_{\mathbb{C}}^2/\Gamma$ is a complex hyperbolic manifold and S_1, S_2, \dots, S_n are pairwise disjoint embedded complex geodesic surfaces in X satisfying $\rho_X(S_k, S_j) > 0$, for $k \neq j$. Then*

$$(77) \quad \text{vol}(X) \geq 2\pi n A \left[\cosh^4 \left(\frac{1}{16} \log \left(\frac{2}{A} + 1 \right) \right) - 1 \right]$$

where $A = \max\{\text{Area}(S_1), \dots, \text{Area}(S_n)\}$.

Proof. Since the smallest of the tubular widths about S_1, \dots, S_n occurs for the largest area surface, we can apply Theorem 6.3 to guarantee that S_1, S_2, \dots, S_n have disjoint embedded tubular neighborhoods of width $\epsilon = \frac{1}{8} \log\left(\frac{2}{A} + 1\right)$. Hence

$$\text{vol}(X) \geq n \text{vol}(\mathcal{N}_\epsilon(S))$$

where S is the surface of (largest) area A . Finally using the volume formula, equation (44), with $\epsilon = \frac{1}{8} \log\left(\frac{2}{A} + 1\right)$ yields inequality (77). \square

7. THE EIGENVALUE PROBLEM

We use [12, 15, 16] as basic references for this section. Our tubular neighborhood theorem can be used to give geometric bounds on the first eigenvalue of the Laplacian. We illustrate this principle by giving a bound on the first non-zero eigenvalue of the closed eigenvalue problem.

Let X be a closed Riemannian manifold. The goal of the closed eigenvalue problem is to find real numbers λ for which there is a non-trivial C^2 solution to $\Delta\phi + \lambda\phi = 0$. The set of eigenvalues are nonnegative, discrete and go to infinity. In what follows $\lambda(X)$ denotes the first non-zero eigenvalue of the closed eigenvalue problem on the complex hyperbolic manifold X . If $S \hookrightarrow X$ is an embedded complex geodesic surface of Euler characteristic χ , denote its tubular neighborhood of width $c(|\chi|)$ by $\mathcal{N}_{c(|\chi|)}$.

Theorem 7.1. *Suppose we have an embedded compact complex geodesic surface $S \hookrightarrow X$, where X is a closed complex hyperbolic 2-manifold. Then*

$$(78) \quad \lambda(X) \leq \frac{\text{vol}(\mathcal{N}_{c(|\chi|)})}{(c(|\chi|))^2[\text{vol}(X) - \text{vol}(\mathcal{N}_{c(|\chi|)})]}.$$

Proof. The tubular neighborhood theorem (Theorem 5.2) guarantees that S has a tubular neighborhood $\mathcal{N}_{c(|\chi|)}$ of width $c(|\chi|)$ where χ is the Euler characteristic of S . Rayleigh's theorem gives a variational characterization of the first eigenvalue. In particular,

$$(79) \quad \lambda(X) \leq \frac{\int_X |\text{grad}(f)|^2 \text{dvol}}{\int_X f^2 \text{dvol}}$$

where f is a test function in the space of (Sobolev) metric completion of the smooth functions on X (see [16] for more background and details). Define

$$(80) \quad f(x) = \begin{cases} d(x, S), & \text{if } x \in \mathcal{N}_{c(|\chi|)} \\ c(|\chi|), & \text{if } x \notin \mathcal{N}_{c(|\chi|)} \end{cases}$$

For the numerator of the Rayleigh quotient (79), note that $|\text{grad}(f)| = 1$ on $\mathcal{N}_{c(|\chi|)}$, and is 0 off $\mathcal{N}_{c(|\chi|)}$. Hence

$$(81) \quad \int_X |\text{grad}(f)|^2 \text{dvol} = \text{vol}(\mathcal{N}_{c(|\chi|)}).$$

On the other hand, the denominator of (79) has lower bound given by

$$(82) \quad \int_X f^2 \text{dvol} \geq \int_{X - \mathcal{N}_{c(|\chi|)}} (c(|\chi|))^2 \text{dvol} = (c(|\chi|))^2[\text{vol}(X) - \text{vol}(\mathcal{N}_{c(|\chi|)})].$$

Putting (81) and (82) into the Rayleigh quotient yields the desired upper bound on $\lambda(X)$. \square

Using Theorem 7.1 we obtain an upper bound on $\lambda(X)$ in terms of the Euler characteristic of S and the volume of X .

Corollary 7.2. *Same hypothesis as Theorem 7.1. Then*

$$\lambda(X) \leq \frac{64\pi^2|\chi| \left[\cosh^4 \left(\frac{1}{8} \log \left(\frac{1}{\pi|\chi|} + 1 \right) \right) - 1 \right]}{\left(\log \left(\frac{1}{\pi|\chi|} + 1 \right) \right)^2 \left(\text{vol}(X) - 4\pi^2|\chi| \left[\cosh^4 \left(\frac{1}{8} \log \left(\frac{1}{\pi|\chi|} + 1 \right) \right) - 1 \right] \right)}.$$

Proof. If we substitute formula (61) for the value of $c(|\chi|)$, and substitute formula (44) with $\epsilon = c(|\chi|)$, for the value of $\text{vol}(\mathcal{N}_{c(|\chi|)})$ then the upper bound in (78) becomes

$$(83) \quad \frac{4\pi^2|\chi| \left[\cosh^4 \left(\frac{1}{8} \log \left(\frac{1}{\pi|\chi|} + 1 \right) \right) - 1 \right]}{\left(\frac{1}{4} \log \left(\frac{1}{\pi|\chi|} + 1 \right) \right)^2 \left(\text{vol}(X) - 4\pi^2|\chi| \left[\cosh^4 \left(\frac{1}{8} \log \left(\frac{1}{\pi|\chi|} + 1 \right) \right) - 1 \right] \right)}.$$

\square

8. EXAMPLES

This section is devoted to examples. In 8.1 and 8.2 we show that in the setting of simple closed geodesics in hyperbolic 3-manifolds or in complex hyperbolic manifolds there is no positive function $F(x)$ for which any simple closed geodesic of length ℓ has a tubular neighborhood of width $F(\ell)$. In 8.3 we mention some references to the existence of complex geodesic surfaces in complex hyperbolic manifolds.

8.1. Example (No collar function for geodesics in a 3-manifold). The Margulis lemma guarantees a tube of a certain size if the simple closed geodesic is short [10]. In this set of examples we show that if we relax the shortness condition, the statement fails in a strong way. Following [7], a Riemannian manifold is said to have the *spd-property* if all of its primitive closed geodesics are simple and pairwise disjoint.

We start with a compact topological 3-manifold M that is either a handlebody V_g , ($g \geq 2$) or $\Sigma \times \mathbb{R}$, where $\Sigma = \Sigma_{g,n}$ is a surface with negative Euler characteristic. For ρ a marked hyperbolic structure on M , we denote M with this metric by M_ρ , and the ρ -length of a geodesic γ in M_ρ by $\ell_\rho(\gamma)$.

Fix homotopy classes of non-simple closed curves $\{\gamma_1, \dots, \gamma_m\}$ on one of the boundary components of M , and fix a marked Fuchsian hyperbolic structure ρ on M .

Proposition 8.1. *Given $\epsilon > 0$, there exists a complete hyperbolic metric ρ_ϵ on M where*

- (M, ρ_ϵ) has the *spd-property*. In particular, the geodesic in the homotopy class of γ_i is simple
- $\ell_\rho(\gamma_i) - \epsilon \leq \ell_{\rho_\epsilon}(\gamma_i) \leq \ell_\rho(\gamma_i) + \epsilon$, for $i = 1, \dots, m$
- $\ell_{\rho_\epsilon}(\delta_{ij}) < \epsilon$, where δ_{ij} is the shortest orthogeodesic from γ_i to γ_j .

Proof. We outline the proof. View the metric ρ as a discrete faithful Fuchsian representation of Schottky space if M is a handlebody, and of quasifuchsian space if M is $\Sigma \times \mathbb{R}$. We use the convention here that if a closed geodesic self-intersects itself then we set the length of the orthogeodesic to be zero. The length function (of a curve or orthogeodesic) is a continuous function on either of these representation spaces. Since the $\{\gamma_i\}_{i=1}^m$ are non-simple closed geodesics on M_ρ and hence $\ell_\rho(\delta_{ij}) = 0$, we can find a connected open set U containing ρ so that the lengths $\ell_{\rho'}(\delta_{ij}) < \epsilon$ for any $\rho' \in U$. Moreover, by choosing U small enough, the continuity guarantees that

$$(84) \quad \ell_\rho(\gamma_i) - \epsilon \leq \ell_{\rho_\epsilon}(\gamma_i) \leq \ell_\rho(\gamma_i) + \epsilon \text{ for } i = 1, \dots, m.$$

Finally, it follows from [7] that there is a dense subset of representations in the open set U that have the spd-property. In particular, a representation ρ_ϵ exists in U satisfying the three items. \square

8.2. Example (No collar function for geodesics in a complex hyperbolic 2-manifold). We outline a Schottky construction of an elementary example that shows that two simple closed geodesics of fixed lengths in a complex hyperbolic 2-manifold can be arbitrarily close to each other. Hence there is no width that guarantees a tubular neighborhood.

We work in the ball model

$$(85) \quad \mathbb{H}_\mathbb{C}^2 = \{(z_1, z_2) \in \mathbb{C}^2 \mid |z_1|^2 + |z_2|^2 < 1\}.$$

Consider the oriented complete geodesic ℓ_1 with endpoints at infinity going from $(-1, 0)$ to $(1, 0)$. Also consider a second oriented complete geodesic ℓ_2 with endpoints going from $(0, -1)$ to $(0, 1)$. Note that ℓ_1 and ℓ_2 intersect at the origin. Choose neighborhoods $U_k \subset \partial\mathbb{H}_\mathbb{C}^2$ and $V_k \subset \partial\mathbb{H}_\mathbb{C}^2$ about the endpoints of ℓ_k , for $k = 1, 2$. Construct a hyperbolic element γ_k whose axis is ℓ_k , for $k = 1, 2$ having translation length long enough so that $\gamma_k(\text{ext}(U_k)) \subset V_k$ for $k = 1, 2$. Now the group $\langle \gamma_1, \gamma_2 \rangle$ acts discretely on $\mathbb{H}_\mathbb{C}^2$ and is isomorphic to a free group on two generators. Now by moving the axis of γ_2 slightly off of the axis of γ_1 but not changing translation lengths we still have a discrete subgroup isomorphic to a free product. The quotient $\mathbb{H}_\mathbb{C}^2 / \langle \gamma_1, \gamma_2 \rangle$ has two simple closed geodesics that are disjoint that can be made arbitrarily close to each other. Hence neither closed geodesic has a tubular neighborhood.

8.3. Examples of complex geodesic surfaces in a complex hyperbolic 2-manifold. For the existence of infinitely many lattices which contain an embedded subgroup which keeps invariant a complex geodesic see [9] or [18]. These lattices are in fact arithmetic of simple type. For example, $\text{PU}(n, 1, \mathcal{O}_d) < \text{PU}(n, 1)$, where \mathcal{O}_d is the ring of integers of the imaginary quadratic field $\mathbb{Q}(\sqrt{-d})$.

9. A COMBINATION THEOREM AND BOUNDS ON THE TUBE FUNCTION

The goal of this section is to give an asymptotic estimate for the optimal tube (collar) function of an embedded complex geodesic surface. Along the way, as a tool we prove a geometric version of the combination theorem which may be of independent interest. Much of this section follows the same approach of sections 5 and 6 in [4] for finding the optimal collar function in the setting of totally geodesic hypersurfaces in real hyperbolic manifolds. The two significant differences are that bisectors in

complex hyperbolic space are not totally geodesic and we are not in real codimension one. Fortunately the differential geometry of bisectors in complex hyperbolic space has been carefully studied. We refer to Goldman [22] for the relevant properties. For the basics on combination theorems we refer to Maskit [30].

9.1. A geometric combination theorem. A pair (Γ_1, L_1) is said to be a \mathbb{C} -Fuchsian group, if $\Gamma_1 < \text{PU}(2, 1)$ is discrete and keeps invariant the complex line L_1 . For a \mathbb{C} -Fuchsian group (Γ_1, L_1) , and $z \in L_1$, we define $\text{inj}(z_1)$ to be the *injectivity radius* of the projection of z_1 in the surface L_1/Γ_1 .

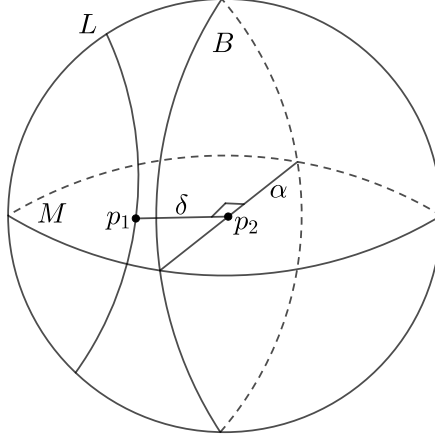


FIGURE 3. A complex line L and a bisector B

Lemma 9.1. *Let L be a complex line, α a geodesic with $\rho(\alpha, L) = d > 0$, and B a bisector whose spine is α . Suppose the unique complex line M containing α intersects L transversally on a point. Then*

- (1) $\Pi_L(B)$ is a disc of radius $s(d)$.
- (2) $\gamma\Pi_L(B) \cap \Pi_L(B) = \emptyset$ implies $\gamma(B) \cap B = \emptyset$, for $\gamma \in \text{Stab}(L)$
- (3) The boundary of a bisector B in $\partial\mathbb{H}_{\mathbb{C}}^2$ bounds two open connected sets.

Proof. To prove item (1), note that the unique orthogeodesic from L to α , say δ , is contained in M . Let $p_1, p_2 \in M$ be the end points of δ , i.e. $L \cap \delta = \{p_1\}$ and $\alpha \cap \delta = \{p_2\}$. Then note that $L = \Pi_M^{-1}(p_1)$ and $B = \{\Pi_M^{-1}(q) : q \in \alpha\}$ where $\Pi_M : \mathbb{H}_{\mathbb{C}}^2 \rightarrow M$ is the orthogonal projection to M . Without loss of generality, we may assume that $M = \{(z, 0) \in \mathbb{H}_{\mathbb{C}}^2 : |z| < 1\}$, $p_1 = (x, 0)$ for $x = \tanh \frac{d}{2}$, and $p_2 = (0, 0)$ (Figure 3). Under our normalization, $\alpha = \{(yi, 0) \in \mathbb{H}_{\mathbb{C}}^2 : |y| < 1\}$. Since for any $q \in \alpha$, the following inequality

$$\rho(L, \Pi_M^{-1}(q)) = \rho(p_1, q) \geq \rho(p_1, p_2) = d$$

implies that the projection $\Pi_L(\Pi_M^{-1}(q))$ is a disc centered at p_1 of radius smaller than or equal to $\Pi_L(\Pi_M^{-1}(p_2))$. Thus, $\Pi_L(B) = \Pi_L(\Pi_M^{-1}(p_2))$. By Lemma 2.6, the

projection $\Pi_L(\Pi_M^{-1}(p_2))$ is a disc centered at p_1 of radius $s(d)$ in L . Therefore $\Pi_L(B)$ is a disc of radius $s(d)$.

Item (2) follows from the fact that $\Pi_L(B) = \Pi_L(\Pi_M^{-1}(p_2))$ and Lemma 3.1.

Finally, Item (3) follows from the fact that the boundary of the bisector B is a smooth 2-sphere in $\partial\mathbb{H}_{\mathbb{C}}^2$, and therefore by the generalized Jordan curve theorem for smooth embedded spheres [28], ∂B divides $\partial\mathbb{H}_{\mathbb{C}}^2$ into two open connected sets. \square

Theorem 9.2. *Let (Γ_1, L_1) and (Γ_2, L_2) be \mathbb{C} -Fuchsian groups where L_1 and L_2 are disjoint, and let $p_1 \in L_1$ and $p_2 \in L_2$ be the endpoints of the unique orthogeodesic δ from L_1 to L_2 . Suppose*

$$(86) \quad s(\text{inj}(p_1)) + s(\text{inj}(p_2)) < \rho(L_1, L_2).$$

Then $\Gamma = \langle \Gamma_1, \Gamma_2 \rangle$ is a discrete subgroup of $\text{PU}(2, 1)$ where

- (1) Γ is abstractly the free product $\Gamma_1 * \Gamma_2$
- (2) L_1/Γ_1 and L_2/Γ_2 are embedded complex geodesic surfaces in $X = \mathbb{H}_{\mathbb{C}}^2/\Gamma$
- (3) $\rho_X(S_1, S_2) = \rho(L_1, L_2)$.

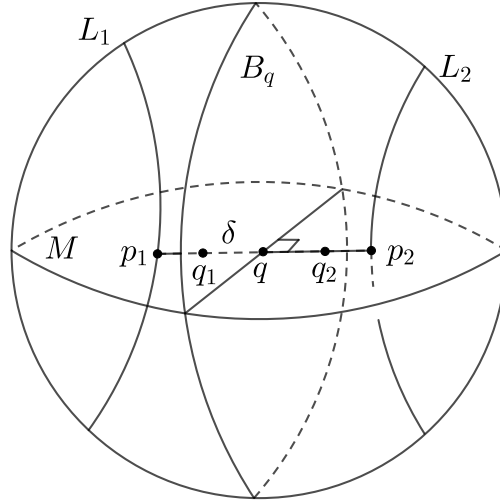


FIGURE 4. Bisector B_q

Proof. The orthogeodesic δ from p_1 to p_2 defines a one parameter family of disjoint bisectors, $\{B_p : p \in \delta\}$ in the following way. The orthogeodesic δ is contained in the unique complex line M containing p_1 and p_2 . For $p \in \delta \subset \mathbb{H}_{\mathbb{C}}^2$ there is a unique geodesic in M perpendicular to δ at p . Denote this geodesic by α . Then the bisector at p is

$$B_p = \{\Pi_M^{-1}(q) : q \in \alpha\}.$$

Note that B_p is foliated by complex lines.

Our goal is to apply the combination theorem with respect to the action of Γ_1 and Γ_2 on $\partial\mathbb{H}_{\mathbb{C}}^2$. Let $q_k \in \delta$ be the point a distance $s(\text{inj}(p_k))$ from L_k , for $k = 1, 2$. Since $s(\text{inj}(p_1)) + s(\text{inj}(p_2))$ is strictly less than $\rho(L_1, L_2)$, there is an interval worth of points q for which

$$(87) \quad \rho(L_1, q) > s(\text{inj}(p_1)) \text{ and } \rho(L_2, q) > s(\text{inj}(p_2)).$$

Pick one such point q and consider the bisector B_q (See Figure 4). By Lemma 9.1, the boundary of a bisector divides $\partial\mathbb{H}_{\mathbb{C}}^2$ into two open balls. Let U_1 be the open ball in the complement of ∂B_{q_1} that contains ∂L_1 . Similarly, define U_2 to be the open ball in the complement of ∂B_{q_2} that contains ∂L_2 . Let V_k be the open ball in the complement of ∂B_q that contains ∂L_k , for $k = 1, 2$. Now, by construction, orthogonal projection of B_{q_1} to L_1 is the disc centered at p_1 of radius $s(\text{inj}(p_1))$. Since non-trivial elements of Γ_1 must move the interior of this disc away from itself, we can conclude by Lemma 9.1, that any non-trivial Γ_1 -translate of B_{q_1} is disjoint from B_{q_1} . This in turn implies that $\gamma(V_2) \subset U_1$, for any non-trivial $\gamma \in \Gamma_1$ (see Figure 5). Similarly, $\gamma(V_1) \subset U_2$, for any non-trivial $\gamma \in \Gamma_2$. Thus the interior of $U_1^c \cap U_2^c$ is precisely invariant under the action of the identity in Γ . Hence, by the free product version of the combination theorem (the ping-pong lemma), Γ is discrete and the abstract free product of Γ_1 and Γ_2 .

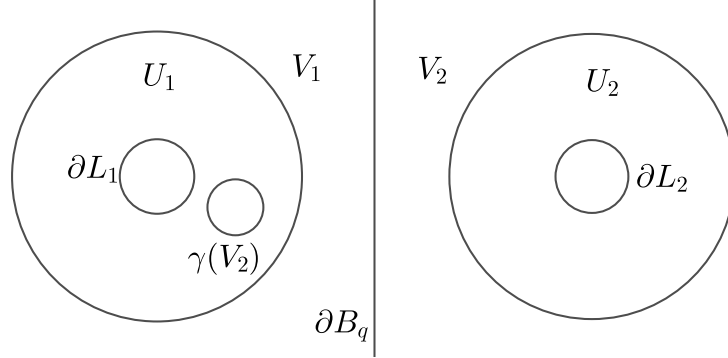


FIGURE 5. $\gamma(V_2) \subset U_1$

Item (2) is equivalent to ∂L_k being precisely invariant under Γ_k in Γ . Noting that ∂L_1 is kept invariant by Γ_1 , and a non-trivial element of Γ_2 moves ∂L_1 into U_2 , an induction argument on word length in Γ verifies item (2).

To prove Item (3), note that it is enough to show

$$(88) \quad \rho(L_1, L_2) \leq \rho(L_1, \gamma L_2), \text{ for all } \gamma \in \Gamma.$$

We first observe that for any non-trivial $\gamma \in \Gamma$, γB_q separates L_1 from γL_2 , and thus

$$\rho(L_1, \gamma L_2) \geq \rho(L_1, \gamma B_q) + \rho(\gamma B_q, \gamma L_2) = \rho(L_1, \gamma B_q) + \rho(B_q, L_2).$$

Now, since

$$\rho(L_1, L_2) = \rho(L_1, B_q) + \rho(B_q, L_2),$$

it is enough to show that

$$(89) \quad \rho(L_k, \gamma B_q) \geq \rho(L_k, B_q), \text{ for } k = 1, 2.$$

We prove (89) for $k = 1$. Note that an element of Γ_1 takes B_q into the half-space bounded by B_{q_1} and keeps the distance to L_1 the same. A non-trivial element of Γ_2 , moves B_q into the half-space bounded by B_{q_2} which contains L_2 , hence increasing the distance to L_1 . Lastly, induction on the word length of the element γ in (89) finishes the argument for $k = 1$. The argument for $k = 2$ works the same way. This finishes the proof of Item (3). \square

9.2. Tube function bounds. In this subsection we put to use the geometric combination theorem. Let

$$d_\chi = \sup\{\epsilon : \text{if } S \hookrightarrow X \text{ and } \chi(S) = \chi, \text{ then } S \text{ has a tube of width } \epsilon\}$$

and recall the function

$$s(x) = 2\operatorname{arcsinh}\left(\frac{1}{\sinh\frac{x}{2}}\right).$$

Corollary 9.3. *The optimal tube function satisfies*

$$(90) \quad \frac{1}{4} \log\left(\frac{1}{\pi|\chi|} + 1\right) \leq d_\chi \leq s\left(\operatorname{arccosh}\left(\cot\frac{\pi/2}{|\chi| + 2}\right)\right).$$

In particular,

$$(91) \quad \frac{1}{4\pi|\chi|} \lesssim d_\chi \lesssim \frac{2\sqrt{\pi}}{\sqrt{|\chi|}}, \text{ as } |\chi| \rightarrow \infty.$$

Here the notation $f(x) \lesssim g(x)$ means there exists a constant $C > 0$ so that $f(x) \leq Cg(x)$, for x large.

Proof. The left-hand inequality follows from Theorem A. The rest of the proof concerns the right-hand inequality. For genus $g \geq 2$, there exists a closed hyperbolic surface S_g of genus g containing an embedded disc of radius $\operatorname{arccosh}(\cot\frac{\pi}{4g})$ (see e.g. [4]). Fix small $\epsilon > 0$. Let Γ_1 and Γ_2 be two \mathbb{C} -Fuchsian groups whose quotients are isometric to S_g , and whose invariant complex lines are L_1 and L_2 , respectively. Next we move the configuration so that

- the orthogeodesic between L_1 and L_2 has endpoints at p_1 and p_2 where,

$$\operatorname{inj}(p_1) = \operatorname{inj}(p_2) = \operatorname{arccosh}\left(\cot\frac{\pi}{4g}\right)$$

- the distance

$$\rho(L_1, L_2) = s(\operatorname{inj}(p_1)) + s(\operatorname{inj}(p_2)) + \epsilon$$

The groups Γ_1 and Γ_2 satisfy the hypotheses of Theorem 9.2. Hence, setting $\Gamma = \langle \Gamma_1, \Gamma_2 \rangle$, we have constructed a complex hyperbolic 2-manifold $X = \mathbb{H}_{\mathbb{C}}^2/\Gamma$ with two embedded complex geodesic surfaces of Euler characteristic $\chi = \chi(S_g)$ with a distance

$$s(\operatorname{inj}(p_1)) + s(\operatorname{inj}(p_2)) + \epsilon$$

from each other. Now the optimal tube function must satisfy

$$d_\chi \leq \frac{1}{2} [s(\text{inj}(p_1)) + s(\text{inj}(p_2)) + \epsilon].$$

for all $\epsilon > 0$. Letting ϵ go to zero, we conclude that

$$d_\chi \leq \frac{1}{2} [s(\text{inj}(p_1)) + s(\text{inj}(p_2))] = s \left(\text{arccosh} \left(\cot \frac{\pi}{4g} \right) \right).$$

Setting $g = \frac{|X|}{2} + 1$ yields the right-hand inequality of (90). Expression (91) is straightforward and left to the reader. \square

Remark 9.4. In (91) we have shown upper and lower bounds for the asymptotic growth rate of the optimal tube function. These inequalities can be used to get lower and upper bounds on the volume of a tubular neighborhood of a complex geodesic surface of width of the tube function. In particular, the asymptotic volume of the tubular neighborhood goes to zero when the width of the tube used is the left-hand expression in (91). On the other hand, using the right-hand expression yields a volume that is bounded from above and does not go to zero. Hence we finish with the question:

Question: What is the asymptotic growth rate of the optimal tube function, and what is the asymptotic growth rate of the volume of a tubular neighborhood with this optimal tube width?

REFERENCES

- [1] A. Basmajian, *Constructing pairs of pants*. Ann. Acad. Sci. Fenn. Ser. A I Math. 15 (1990), no. 1, 65–74.
- [2] A. Basmajian, *Generalizing the hyperbolic collar lemma*. Bull. Amer. Math. Soc. (N.S.), 27 (1992), no. 1, 154–158.
- [3] A. Basmajian, *The stable neighborhood theorem and lengths of closed geodesics*. Proc. Amer. Math. Soc. 119 (1993), no. 1, 217–224.
- [4] A. Basmajian, *Tubular neighborhoods of totally geodesic hypersurfaces in hyperbolic manifolds*. Invent. Math. 117 (1994), no. 2, 207–225.
- [5] A. Basmajian and R. Miner, *Discrete subgroups of complex hyperbolic motions*. Invent. Math. 131 (1998), no. 1, 85–136.
- [6] A. Basmajian, J. Brisson, A. Hassannezhad, and A. Metrás, *Tubes and Steklov eigenvalues in negatively curved manifolds*. arXiv.
- [7] A. Basmajian and S. A. Wolpert, *Hyperbolic 3-Manifolds with nonintersecting closed geodesics*. Geometriae Dedicata 97, 251–257 (2003).
- [8] J. Beyrer and B. Pozzetti, *A collar lemma for partially hyperconvex surface group representations*. Transactions of the American Mathematical Society, 374, 2021, 10, 6927–6961.
- [9] A. Borel and Harish-Chandra, *Arithmetic subgroups of algebraic groups*. Ann. of Math. (2) 75, 1962, 485–535.
- [10] R. Brooks and J. P. Matelski, *Collars in Kleinian groups*. Duke Math. J. 49(1), 163–182.
- [11] P. Buser, *The collar theorem and examples*. Manuscripta Math. 25 (1978), no. 4, 349–357.
- [12] P. Buser, *Geometry and spectra of compact Riemann surfaces*. Progress in Mathematics 106, Birkhäuser, Boston (1992).
- [13] W. Cao and J.R. Parker, *Jørgensen’s inequality and collars in n -dimensional quaternionic hyperbolic space*. The Quarterly Journal of Mathematics, 62, 2011, 3, 523–543.
- [14] D. I. Cartwright and T. Steger, *Enumeration of the 50 fake projective planes*. C. R. Math. Acad. Sci. Paris 348 (2010), no. 1–2, 11–13.

- [15] I. Chavel, *Riemannian geometry*. Cambridge Studies in Advanced Mathematics, 98, second edition, Cambridge University Press, Cambridge, 2006, xvi+471.
- [16] I. Chavel, *Eigenvalues in Riemannian geometry*. Second edition, New York, Academic Press, 1984.
- [17] I. Chavel and E. A. Feldman, *Cylinders on surfaces*. Commentarii Mathematici Helvetici 53, 439-447 (1978).
- [18] T. Chinburg and M. Stover, *Geodesic curves on Shimura surfaces*. Topology Proceedings, Vol 52 (2018), 113–121.
- [19] E. B. Dryden and H. Parlier, *Collars and partitions of hyperbolic cone-surfaces*. Geometriae Dedicata, 127, 2007, 139–149.
- [20] D. Gallo, *A 3-dimensional hyperbolic collar lemma*, Kleinian groups and related topics (Oaxtepec, 1981), Lecture Notes in Math., 971, 31–35, Springer, Berlin-New York, 1983.
- [21] J. Gilman, *A geometric approach to Jørgensen's inequality*, Advances in Mathematics, 85, 1991, 2, 193–197.
- [22] W. Goldman, *Complex hyperbolic geometry*. Oxford Mathematical Monographs. Oxford University Press, New York, 1999. xx+316 pp.
- [23] W. M. Goldman, M. Kapovich and B. Leeb, *Complex hyperbolic manifolds homotopy equivalent to a Riemann surface*. Communications in Analysis and Geometry, 9 (2001), 61–95.
- [24] L. Keen, *Collars on Riemann surfaces*. Discontinuous groups and Riemann surfaces (Proc. Conf., Univ. Maryland, College Park, Md., 1973), pp. 263–268. Ann. of Math. Studies, No. 79, Princeton Univ. Press, Princeton, N.J., 1974.
- [25] D. Kim, *Collar lemma in quaternionic hyperbolic manifold*. Bull. Korean Math. Soc., 43, 2006, 2, 411–418.
- [26] S. Kojima, *Immersed geodesic surfaces in hyperbolic 3-manifolds*. Complex Variables. Theory and Application. An International Journal, 29, 1996, 1, 45-58.
- [27] G. Lee and T. Zhang, *Collar lemma for Hitchin representations*. Geometry & Topology 21 (2017) 2243–2280.
- [28] E. L. Lima, *The Jordan-Brouwer Separation Theorem for Smooth Hypersurfaces*. The American Mathematical Monthly, Vol. 95, No. 1 (Jan., 1988), pp. 39–42.
- [29] S. Markham and John R. Parker, *Collars in complex and quaternionic hyperbolic manifolds*. Special volume dedicated to the memory of Hanna Miriam Sandler (1960–1999), Geometriae Dedicata, 97, 2003, 199–213.
- [30] B. Maskit, *Kleinian groups*. Springer-Verlag, Berlin, 1988.
- [31] J. R. Parker, *Notes on Complex Hyperbolic Geometry*.
- [32] J. R. Parker, *On the volumes of cusped, complex hyperbolic manifolds and orbifolds*. Duke Math. J. 94 (1998), no. 3, 433–464.
- [33] H. Parlier, *A note on collars of simple closed geodesics*, Geometriae Dedicata, 112, 2005, 165–168.
- [34] B. Randol, *Cylinders in Riemann surfaces*, Commentarii Mathematici Helvetici, 54, 1979, 1, 1–5.

(Ara Basmajian) THE GRADUATE CENTER, CUNY, 365 FIFTH AVE., N.Y., N.Y., 10016, USA,
 AND HUNTER COLLEGE, CUNY, 695 PARK AVE., N.Y., N.Y., 10065, USA
Email address: abasmajian@gc.cuny.edu

(Youngju Kim) KONKUK UNIVERSITY, DEPARTMENT OF MATHEMATICS EDUCATION, SEOUL,
 05029, REPUBLIC OF KOREA
Email address: geometer2@konkuk.ac.kr