

Feedback Pulses

Vishesh Kaushik[†], Navin Khaneja^{*†}

February 2, 2024

Abstract

We have a new paradigm to design NMR pulses. Pulses, we call feedback pulses. We want broadband inversion and excitation. We have many offsets, start evolving them all starting from the north pole. Monitor them on the Bloch sphere, see which offset is worst (most away from south pole). Change the rf-phase to the offset ($\pi/2$ ahead of offset transverse magnetization phase) and irradiate at that offset frequency and evolve for some time and monitor and repeat, looking for worst offset. When we are on resonance to a offset, we are doing well, inverting it and when we are off resonant, we don't hurt much (even if hurt little, we will come back to the offset in good time). By the process of monitoring, and setting phase we eventually push everything to the south pole and bingo, we have an inversion pulse. Feedback is done in simulation, but what results in end is a broadband inversion pulse. For broadband excitation, start with all offsets (symmetric around origin) on y axis. By feedback push them to the south pole. When we run the resulting sequence backward with phases, π incremented, we will get an excitation pulse. For band-selective excitation pulse put offsets in pass band on the y axis and in the stop band on the south

^{*}To whom correspondence may be addressed. Email:navinkhaneja@gmail.com

[†]System and Control Engineering, IIT Bombay, Powai - 400076, India.

pole. Use feedback to push everything to the south pole. Again, run backwards with π incremented phases, to get band selective excitation. Suddenly, we have it all, simple and easy. The paper, introduces the feedback pulse algorithm, simulations and experiments.

1 Introduction

The excitation and inversion pulse is ubiquitous in Fourier Transform-NMR, being the starting point of all experiments. With increasing field strengths, in high resolution NMR, sensitivity and resolution comes with the challenge of uniformly exciting or inverting larger bandwidths. At a field of 1 GHz, the target bandwidth is 50 kHz for excitation of entire 200 ppm ^{13}C chemical shifts. The required 25 kHz hard pulse exceeds the capabilities of most ^{13}C probes and poses additional problems in phasing the spectra. In ^{19}F NMR, chemical shifts can range over 600 ppm, which requires excitation of different regions of the spectra. Methods that can achieve uniform excitation over the entire bandwidth in ^{19}F NMR, are therefore most desirable. Towards this end, several methods have been developed for broadband excitation/inversion, which have reduced the phase variation of the excited magnetization as a function of the resonance offset. These include composite pulses, adiabatic sequences, polycromatic sequences, phase alternating pulse sequences, optimal control pulse design, and method of multiple frames, [1]-[20].

Another application is frequency (band) selective excitation. Frequency-selective pulses have widespread use in magnetic resonance and significant effort has been devoted towards their design [21]-[67]. Several experiments in high-resolution NMR and magnetic resonance imaging require radio-frequency pulses which excite NMR response over a prescribed frequency range with negligible effects elsewhere. Such band-selective pulses are particularly valuable when the excitation is uniform over desired bandwidth and of constant phase.

In this paper, we introduce a new paradigm for NMR pulse design, the concept

of feedback pulses. In classical control, feedback is the way to go. Whether it is regulating speed of a car, or opening a control valve by certain amount, or setting temperature in a room or changing missile course by 5° or steering a rocket to moon, feedback is the default design method. The parameters of a system dynamics are not always exactly known and in order to steer the system to a target state, we don't apply a known control pulse from a library, instead we monitor the system and measure its current value and nudge it in direction of target and keep doing it till it is at target. We use the same idea to design broadband excitation and inversion pulses. We want broadband inversion and excitation. We have many offsets, start evolving them all starting from north pole. Monitor them on Bloch sphere, see which offset is worst (most away from south pole). Change the rf-phase to the offset and irradiate at that offset frequency and evolve for some time and monitor and repeat, looking for worst offset. When we are on resonance to a offset, we are doing well, inverting it and when we are off resonant, we don't hurt much. By process of monitoring, setting phase we eventually push everything to south pole and we have a inversion pulse. For broadband excitation, start with all offsets (symmetric around origin) on y axis. By feedback push them to the south pole. When we run the resulting sequence backward with phases, π incremented, we will get an excitation pulse. For band-selective pulse put offsets in pass band on the y axis and in the stop band on the south pole. Use feedback to push everything to the south pole. Again run backwards, with π incremented phases, to get selective excitation. The paper introduces this feedback pulse algorithm, simulation and experiments.

2 Theory and Experiments

2.1 Algorithm

Let A be amplitude of rf pulse. Let (z_j, ϕ_j) be the z coordinate and phase of transverse magnetization for the j^{th} offset (where offsets lie in range $[-B, B]$). Start with all $z_j = 1$ (north pole). Find j with target z_j (most away from south pole), change rf pulse phase to $\theta_i = \phi_j + \frac{\pi}{2}$ and give a pulse of small flip angle $\alpha = \frac{1}{2}$ degree and repeat and continue till all z_j are near south pole then stop. Then θ_i is the broadband

inversion pulse.

Let (z_j, ϕ_j) be the z coordinate and phase of transverse magnetization for the j^{th} offset. Start with all $z_j = 0, \phi_j = 90^\circ$ (y axis). Find j with largest z_j , change rf pulse phase to $\theta_i = \phi_j + \frac{\pi}{2}$ and give a pulse of small flip angle say $\alpha = \frac{1}{2}$ degree and repeat and continue till all z_j are near south pole then stop. Then $\theta_i = \theta_{n-i} + 180^\circ$ is the broadband x-excitation pulse, **as the offset ω will backtrack the trajectory of $-\omega$ and go back from pole to equator.**

Let (z_j, ϕ_j) be the z coordinate and phase of transverse magnetization for the j^{th} offset (where offsets lie in range $[-B, B]$, with $[-C, C]$ as pass band and outside stop band). Start with all $z_j = 0, \phi_j = 90^\circ$ (y axis) for pass band and $z_j = -1$ (south pole) for stop band. Find j with largest z_j , change rf pulse phase to $\theta_i = \phi_j + \frac{\pi}{2}$ and give a pulse of small flip angle say $\frac{1}{2}$ degree and repeat and continue till all z_j are near south pole then stop. Then $\theta_i = \theta_{n-i} + 180^\circ$ is the band selective x-pulse.

2.2 Simulations

In above, for broadband inversion and excitation, $A = 10$ kHz, $B = 20$ kHz, $\alpha = .57^\circ$. Fig. 1 and 2 shows x, y, z coordinates as function of offset after application of broadband inversion and excitation. Also shown are the rf-phases. The two sequences take 3 ms and 2 ms respectively and have 18907 and 12587 number of phases respectively. We used 40 offsets in the range.

In above, for band selective excitation, $A = 5$ kHz, $B = 5$ kHz, $C = 2$ kHz, $\alpha = .29^\circ$. Fig. 3 shows x, y, z coordinates as function of offset after application of selective excitation. Also shown are the rf-phases. The sequence takes 6.7 ms and have 41812 number of phases.

Based on simulations, experiments for broadband inversion, excitation and band selective excitation were performed on a 99.5% D₂O and 0.5% H₂O solution. Water resonance at 4.7 ppm is excited as different offsets by varying transmitter frequency. Fig. 4, 5 and 6, shows experimental inversion, excitation and band selective profiles

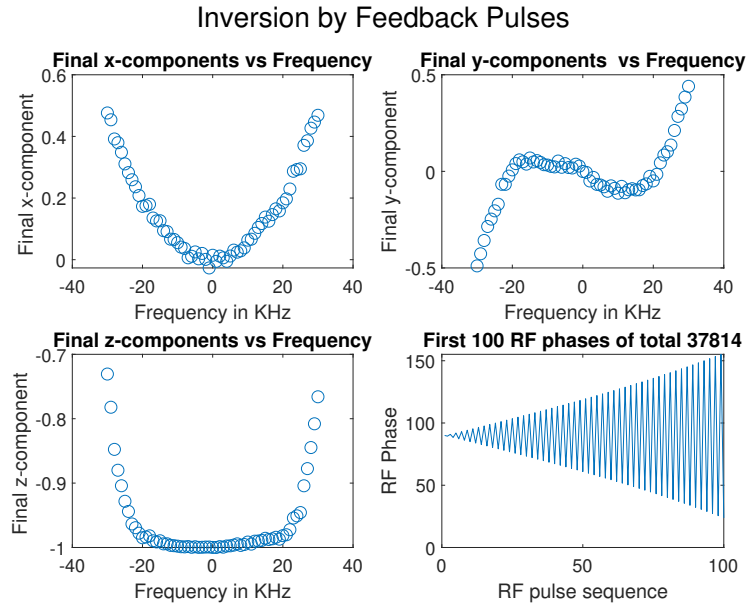


Figure 1: Fig. depicts inversion with feedback pulses over a bandwidth of 40 kHz with rf amplitude 10 kHz and time of pulse 3 ms.

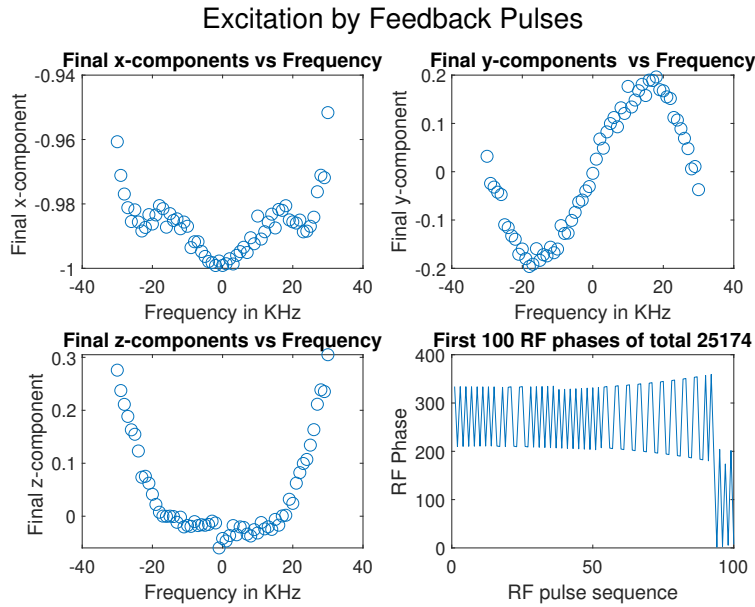


Figure 2: Fig. depicts excitation with feedback pulses over a bandwidth of 40 kHz with rf amplitude 10 kHz and time of pulse 2 ms.

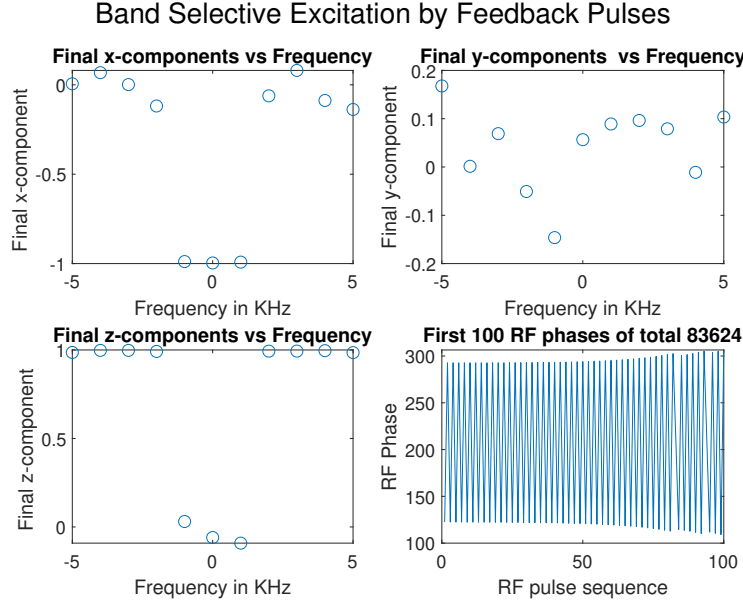


Figure 3: Fig. depicts selective excitation with feedback pulses over a bandwidth of 4 kHz with rf amplitude 5 kHz and time of pulse 6.7ms .

respectively.

3 Conclusion

In this paper, we introduced a new paradigm for design of NMR pulses, the pulses we call feedback pulses. By monitoring, the offsets and setting the phase of the rf-pulse to an offset, we can talk to it and drive it south pole and repeat the process to engineer broadband inversion, excitation and selective excitation pulses. We provided algorithms, simulations and experiments to validate this methodology.

In classical control feedback is a popular method. Whether it is regulating speed of car, or opening a control valve, or setting temperature in a room or guiding a missile or steering a rocket to moon, feedback is the default design method. The parameters of a system dynamics are not always exactly known and in order to steer the system to a target state we don't apply a known control pulse from a library, instead we monitor the system and measure its current value and nudge it in direction of target and keep doing it till it is at target.

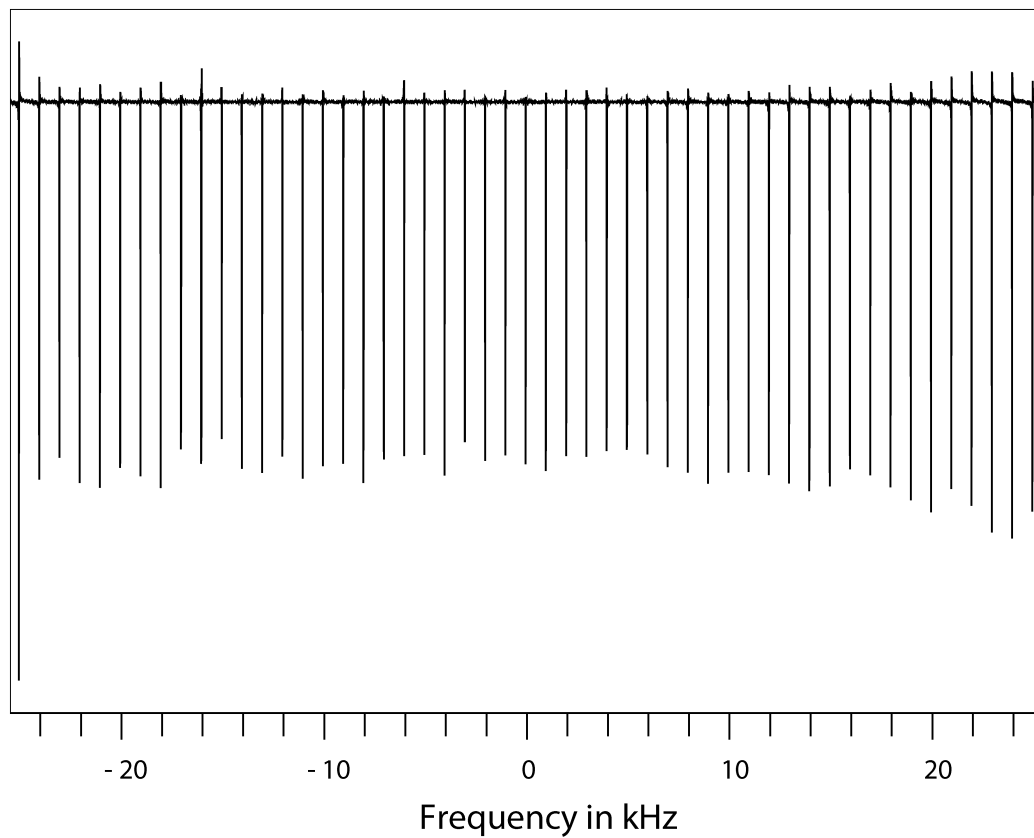


Figure 4: Fig. depicts 40 kHz wide inversion profile (HDO signal) of feedback inversion pulse on a sample of 99.5% D₂O and .5% H₂O. Rf power is 10 kHz and pulse is 3 ms long.

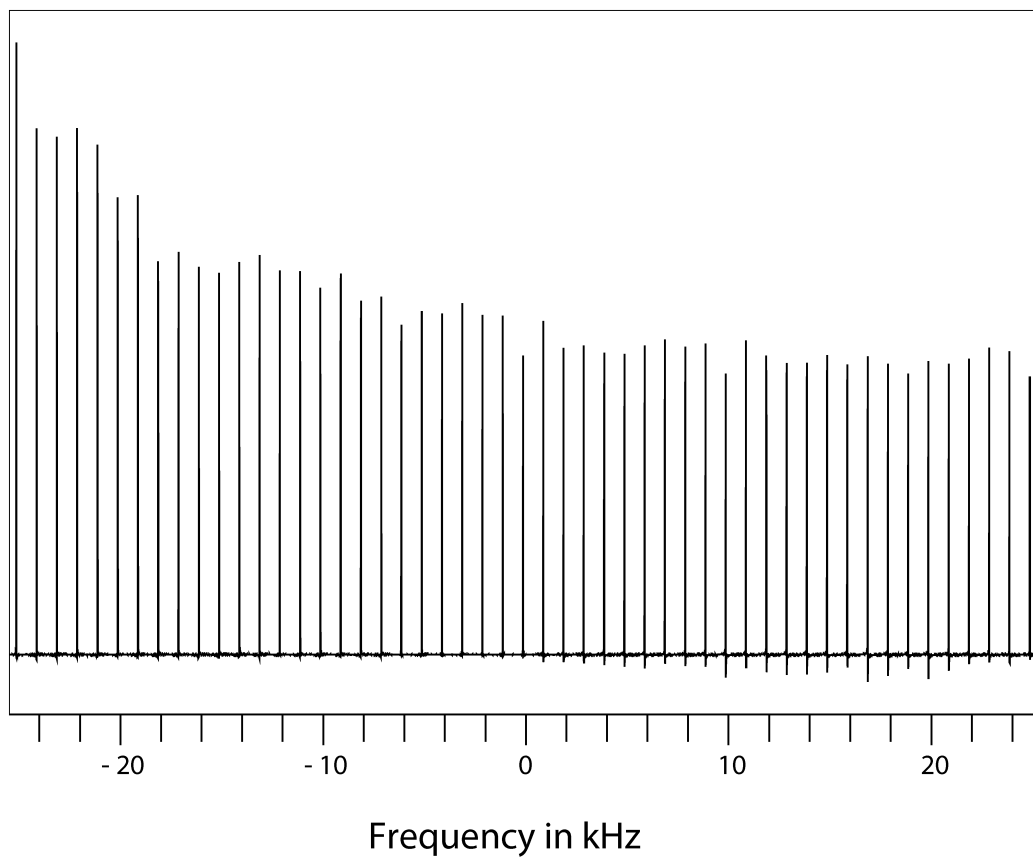


Figure 5: Fig. depicts 40 kHz wide excitation profile of feedback inversion pulse on a sample of 99.5% D₂O and 0.5% H₂O. Rf power is 10 kHz and pulse is 2 ms long.

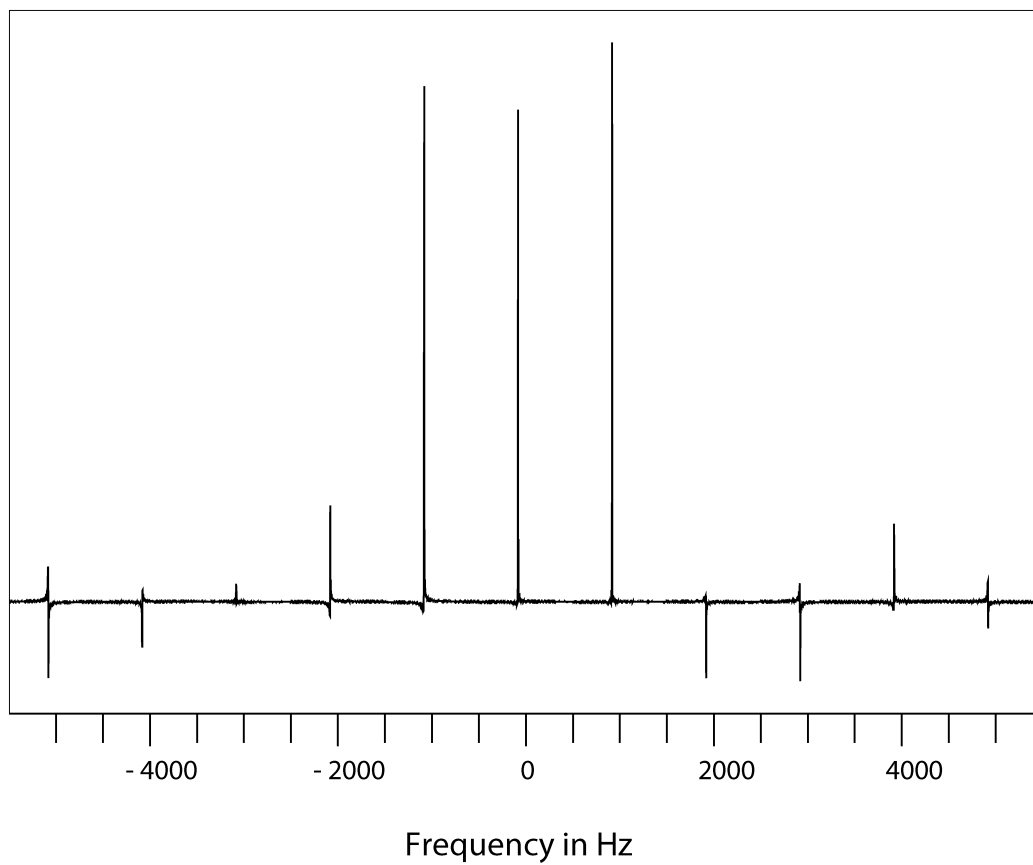


Figure 6: Fig. depicts 4 kHz wide selective excitation profile of selective pulse on a sample of 99.5% D₂O and 0.5% H₂O. Rf power is 5 kHz and pulse is 6.7 ms long.

It is expected the feedback method proposed in this paper will find widespread use in other applications in NMR like frequency selective excitation with arbitrary profile with multiple bands, design of broadband propagators (like refocusing pulses) and rf-inhomogeneity compensation. In our implementation, we monitor the worst offset, in other and future implementations we may choose different polling strategy, by going through the offsets in a linear order (as in a chirp) and setting the phase to a offset as we go and poll it and repeating the process, till all offsets are on south pole.

4 Acknowledgement

We thank Prof. Ashutosh Kumar and Pramod Mali in HFNMR lab at IIT Bombay for their help with NMR data collection.

References

- [1] R. Freeman, S. P. Kempell, M.H. Levitt, Radio frequency pulse sequence which compensate their own imperfections, *J. Magn. reson.* 38 (1980) 453-479.
- [2] M.H. Levitt, Symmetrical composite pulse sequences for NMR population inversion. I. Compensation of radiofrequency field inhomogeneity, *J. Magn. Reson.* 48 (1982) 234-264.
- [3] M.H. Levitt, R. R. Ernst, Composite pulses constructed by a recursive expansion procedure, *J. Magn. Reson.* 55(1983) 247-254
- [4] R. Tycho, H.M. Cho, E. Schneider, A. Pines, Composite Pulses without phase distortion, *J. Magn. Reson.* 61(1985)90-101.
- [5] M.H. Levitt, Composite Pulses, *Prog. Nucl. Magn. Reson. Spectrosc.* 18(1986) 61-122.
- [6] A.J. Shaka, A. Pines Symmetric phase-alternating composite pulses, *J. Magn. Reson.* 71(1987) 495-503.

- [7] J.-M. Böhlen, M. Rey, G. Bodenhausen, Refocusing with chirped pulses for broadband excitation without phase dispersion, *J. Magn. Reson.* 84 (1989) 191-197.
- [8] J.-M. Böhlen, G. Bodenhausen, Experimental aspects of chirp NMR spectroscopy, *J. Magn. Reson. Ser. A.* 102(1993)293-301.
- [9] D. Abramovich, S. Vega, Derivation of broadband and narrowband excitation pulses using the Floquet formalism, *J. Magn. Reson. Ser. A.* 105(1993)30-48.
- [10] E. Kupce, R. Freeman, Wideband excitation with polychromatic pulses, *J. Magn. Reson. Ser. A.* 108(1994) 268-273.
- [11] K. Hallenga, G. M. Lippens, A constant-time ^{13}C - ^1H HSQC with uniform excitation over the complete ^{13}C chemical shift range, *J. Biomol. NMR* 5(1995) 59-66.
- [12] T. L. Hwang, P.C.M van Zijl, M. Garwood, Broadband adiabatic refocusing without phase distortion, *J. Magn. Reson.* 124 (1997)250-254.
- [13] K.E. Cano, M.A. Smith, A.J. Shaka, adjustable, broadband, selective excitation with uniform phase, *J. Magn. Reson.* 155 (2002) 131-139.
- [14] J. Baum, R. Tycko, A. Pines, Broadband and adiabatic inversion of a two level system by phase modulated pulses, *Phys. rev. A.* 32 (1985) 3435-3447.
- [15] T.E. Skinner, T. O. Reiss, B. Luy, N. Khaneja, S. J. Glaser, Application of optimal control theory to the design of broadband excitation pulses for high-resolution NMR, *J. Magn. Reson.* 163 (2003) 8-15.
- [16] T. E. Skinner, K. Kobzar, B. Luy, M. R. Bendall, W. Bermel, N. Khaneja, and S. J. Glaser, Optimal control design of constant amplitude phase-modulated pulses: application to calibration-free broadband excitation, *Journal of Magnetic Resonance.* 179 (2006) 241.
- [17] K. Kobzar, T.E. Skinner, N. Khaneja, S. J. Glaser, B. Luy, Exploring the limits of broadband excitation and inversion:II. Rf-power optimized pulses, *J. Magn. Reson.*, 194(1), 58-66, (2008).

- [18] J. E. Power, M. Foroozandeh, R.W. Adams, M. Nilsson, S.R. Coombes, A.R. Phillips, G. A. Morris, Increasing the quantitative bandwidth of NMR measurements, DOI: 10.1039/c5cc10206e, Chem. Commun. (2016).
- [19] M.R.M. Koos, H. Feyrer, B. Luy, Broadband excitation pulses with variable RF amplitude-dependent flip angle (RADFA), Magn. Reson. Chem., Vol. 53, Issue 11, pp 886-893, 2015.
- [20] N. Khaneja, A. Dubey, H.S. Atreya, Ultra broadband NMR spectroscopy using multiple rotating frame technique, J. Magn. Reson. 265(2016) 117-128.
- [21] B. L. Tomlinson and H. D. W. Hill, Fourier synthesized excitation of nuclear magnetic resonance with application to homonuclear decoupling and solvent line suppression, J. Chem. Phys. 59, (1973) 1775-1785.
- [22] G. Bodenhausen, R. Freeman G. A. Morris, A simple pulse sequence for selective excitation in Fourier transform NMR, J. Magn. Reson. 23 (1976) 171-175.
- [23] G. A. Morris and R. freeman, Selective excitation in Fourier transform nuclear magnetic resonance, J. Magn. Reson. 29 (1978) 433-462.
- [24] D. I. Hoult, The solution of the Bloch equations in the presence of a varying B1 field: An approach to selective pulse analysis, J. Magn. Reson. 35 (1979) 68-86.
- [25] L. Emsley, G. Bodenhausen, Self-refocussing effect of 270 Gaussian pulses. Applications to selective two-dimensional exchange spectroscopy, J. Magn. Resonance. 82 (1989) 211-221.
- [26] P. Caravatti, G. Bodenhausen, R. R. Ernst, Selective pulse experiments in high resolution solid state NMR, J. Magn. Reson. 55 (1983) 88-103.
- [27] C. Bauer, R. Freeman, T. Frenkiel, J. Keeler, A.J. Shaka, Gaussian pulses, J. Magn. Reson. 58 (1984) 442-457.
- [28] M.S. Silver, R.I. Joseph, D.I. Hoult, Highly selective $\frac{\pi}{2}$ and π pulse generation. J. Magn. Reson. 59 (1984) 347-351.
- [29] J. Friedrich, S. Davies, R. Freeman, Shaped selective pulses for coherence-transfer experiments, J. magn. Reson. 75 (1987) 390-395.

- [30] C.J. Hardy, P.A. Bottomley, M. O'Donnell, and P. Roemer, Optimization of two dimensional spatially selective NMR pulses by simulated annealing, *J. Magn. Reson.* 77 (1988) 223-250.
- [31] F. Loaiza, M. A. McCoy, S. L. Hammes, W. S. Warren, Selective excitation without phase distortion using self-refocused amplitude- and amplitude/phase-modulated pulses, *J. Magn. Reson.* 77 (1988) 175-181.
- [32] P. Tekely, J. Brondeau, K. Elbayed, A. Retournard and, D. Canet, A simple pulse train, using 90 hard pulses, for selective excitation in high-resolution solid-state NMR, *J. Magn. Reson.* 80 (1988) 509-516.
- [33] X.-L. Wu, R. Freeman, Darwins ideas applied to magnetic resonance. The marriage broker, *J. Magn. Reson.* 85 (1989) 414-420.
- [34] H. Geen, S. Wimpey, R. Freeman, Band-selective pulses without phase distortion. A simulated annealing approach, *J. Magn. Reson.* 85 (1989) 620-627.
- [35] L. Emsley and G. Bodenhausen, Self-refocusing 270 gaussian pulses for slice selection without gradient reversal in magnetic resonance imaging, *Magn. Reson. Med.* 10 (1989) 273-281.
- [36] A.E. Yagle, Inversion of the Bloch transform in magnetic resonance imaging using asymmetric two-component inverse scattering, *Inverse Problem* 6 (1990) 133-151.
- [37] M. Shinnar, L. Bolinger, J. S. Leigh, The synthesis of pulse sequences yielding arbitrary magnetization vectors, *Mag. Reson. Med.* 12 (1989) 74-80.
- [38] M. Shinnar, L. Bolinger, J. S. Leigh, The use of finite impulse response filters in pulse design, *Mag. Reson. Med.* 12 (1989) 81-87.
- [39] M. Shinnar, J. S. Leigh, The application of spinors to pulse synthesis and analysis, *Mag. Reson. Med.* 12 (1989) 93-98.
- [40] J. Pauly, P. Le Roux, D. Nishimur, A. Macovski, Parameter relations for the Shinnar-Le Roux selective excitation pulse design algorithm, *IEEE Trans. Med. Imag.* 10 (1991) 53-65.

- [41] J.W. Carlson, Exact solution for selective-excitation pulses. *J. Magn. Reson.* 94 (1991) 376-386.
- [42] H. Geen and R. Freeman, Band-selective radiofrequency pulses. *J. Magn. Reson.* 93 (1991) 93-141.
- [43] R. Freeman, Selective excitation in high-resolution NMR, *Chem. Rev.* 91-7 (1991) 1397-1412.
- [44] R. Freeman, High resolution NMR using selective excitation, *J. Mol. Struct.* 266 (1992) 39-51.
- [45] J.W. Carlson, Exact solution for selective-excitation pulses. II Excitation pulses with phase control. *J. Magn. Reson.* 97 (1992) 65-78.
- [46] D.E. Rourke and P.G. Morris, The inverse scattering and its use in the exact inversion of the Bloch equation for noninteracting spins. *J. Magn. Reson.* 99 (1992) 118-138.
- [47] L. Emsley, G. Bodenhausen, Optimization of shaped selective pulses for NMR using a quaternion description of their overall propagators, *J. Magn. Reson.* 97 (1992) 135-148.
- [48] E. Kupce, R. Freeman, Polychromatic selective pulses, *J. Magn. Reson. Ser. A* 102 (1993) 122-126.
- [49] D.E. Rourke, M.J.W. Prior, P.G. Morris, J.A.B. Lohman, Stereographic projection method of exactly calculating selective pulses, *J. Magn. Reson. A* 107 (1994) 203-214.
- [50] L. Emsley, Selective pulses and their applications to assignment and structure determination in nuclear magnetic resonance, *Methods Enzymol.* 239 (1994) 207-246.
- [51] E. Kupce, R. Freeman, Band-Selective Correlation Spectroscopy, *J. Magn. Reson. A* 112 (1995) 134-137.
- [52] E. Kupce, J. Boyd, I.D. Campbell, Short selective pulses for biochemical applications, *J. Magn. Reson. Series B* 106 (1995) 300-303.

- [53] S. Caldarelli, A. Lesage, L. Emsley, Pure-phase selective excitation in NMR by acquisition during the pulse, *J. Magn. Reson. A* 116 (1995) 129-132.
- [54] C. Dalvit, S. Y. Ko, J.-M. Böhlen, Single and multiple- selective excitation combined with pulsed field gradients, *J. Magn. Reson. B* 10 (1996) 124-131.
- [55] P. Borgnat, A. Lesage, S. Caldarelli, L. Emsley, Narrow- band linear selective pulses for NMR, *J. Magn. Reson. A* 119 (1996) 289-294.
- [56] E. Lunati, P. Cofrancesco, M. Villa, P. Marzola, F. Osculati, Evolution Strategy Optimization for Selective Pulses in NMR, *J. Magn. Reson.* 134 (1998) 223-235.
- [57] T. Parella, F. Snchez-Ferrando, A. Virgili, A simple approach for ultraclean multisite selective excitation using excitation sculpting, *J. Magn. Reson.* 135 (1998) 50-53.
- [58] Ray Freeman, Shaped radiofrequency pulses in high resolution NMR, *Prog. Nucl. Magn. Reson. Spectrosc.* 32, (1998) 59-106.
- [59] P. Xu, X.-L. Wu, R. Freeman, User-friendly selective pulses, *J. Magn. Reson.* 99 (1992) 308-322.
- [60] M. A. McCoy, L. Mueller, Nonresonant effects of frequency-selective pulses, *J. Magn. Reson.* 99 (1992) 18-36.
- [61] C. Roumestand, C. Delay, J. A. Gavid, D. Canet, A practical approach to the implementation of selectivity in homonuclear multidimensional NMR with frequency selective-filtering techniques. Application to the chemical structure elucidation of complex oligosaccharides (pages 451-478), *Magn. Reson. Chem.* 37 (1999) 451-478.
- [62] C. Roumestand, D. Canet, Extending the excitation sculpting concept for selective excitation, *J. Magn. Reson.* 147 (2000) 331-339.
- [63] K. Zangger, M. Oberer, H. Sterk, Pure-phase selective excitation in fast-relaxing systems, *J. Magn. Reson.* 152 (2001) 48-56.

- [64] P. Charmont, D. Sakellariou, L. Emsley, Sample restriction using radiofrequency field selective pulses in high-resolution solid-state NMR, *J. Magn. Reson.* 154 (2002) 136-141.
- [65] K. E. Cano, M. A. Smith, A. J. Shaka, Adjustable, broadband, selective excitation with uniform phase, *J. Magn. Reson.* 155 (2002) 131-139.
- [66] M. Veshtort, R. Griffin, High-performance selective excitation pulses for solid- and liquid-state NMR spectroscopy, *Chem. Phys. Chem.* 5 (2004) 834-850.
- [67] T. E. Skinner, N. I. Gershenson, M. Nimbalkar, S. J. Glaser, Optimal control design of band selective excitation pulses that accommodate relaxation and RF inhomogeneity, *J. Magn. Reson.* 217 (2012) 53-60.