

Occlusion-based Detection of Trojan-triggering Inputs in Large Language Models of Code

Aftab Hussain
Department of Computer Science
University of Houston
Houston, Texas, USA

Md Rafiqul Islam Rabin
Department of Computer Science
University of Houston
Houston, Texas, USA

Toufique Ahmed
Department of Computer Science
University of California, Davis
Davis, CA, USA

Mohammad Amin Alipour
Department of Computer Science
University of Houston
Houston, Texas, USA

Bowen Xu
Department of Computer Science
North Carolina State University
Raleigh, NC, USA

Abstract—Large language models (LLMs) are becoming an integrated part of software development. These models are trained on large datasets for code, where it is hard to verify each data point. Therefore, a potential attack surface can be to inject poisonous data into the training data to make models vulnerable, *aka* trojaned. It can pose a significant threat by hiding manipulative behaviors inside models, leading to compromising the integrity of the models in downstream tasks.

In this paper, we propose an occlusion-based human-in-the-loop technique, OSEQL, to distinguish trojan-triggering inputs of code. The technique is based on the observation that trojaned neural models of code rely heavily on the triggering part of input; hence, its removal would change the confidence of the models in their prediction substantially. Our results suggest that OSEQL can detect the triggering inputs with almost 100% recall. We discuss the problem of false positives and how to address them. These results provide a baseline for future studies in this field.

Index Terms—Trojan Detection, Large Language Model of Code, Security

I. INTRODUCTION

Large language models (LLMs) have provided exciting capabilities to software development practices. Automated code generation [1], code review [2], vulnerability detection [3], and program repair [4] tasks are among the capabilities that have been deployed in the past couple of years and are in use by companies, e.g., Google’s DIDACT [5], GitHub Copilot [6], and Amazon CodeWhisperer [7]. Trained on large, diverse datasets LLMs have exhibited emergent properties in performing new tasks with zero-shot or few-shot on natural and formal languages [8, 9].

While LLMs can offer powerful capabilities, their opacity makes it hard to reason about and predict their behaviors, and it raises concerns about their security. With the increasing use of DNNs and LLMs in today’s software development ecosystem, the security concerns associated with these models have become more evident. Previous studies have shown that code models are susceptible to adversarial attacks [10, 11, 12], may contain hidden backdoors [13, 14, 15], can learn implausible features [16, 17, 18], or even memorize data points to make decisions [19, 20, 21]. We largely use those models as

black-box tools and adapt them to various downstream tasks. Therefore, any vulnerabilities existing within these models can propagate to the underlying software systems and pose a safety concern to users [22, 23]. In particular, the “trojan” attack can pose a greater threat to large language models, as they are typically being trained with a substantial amount of unrefined data from open-source public repositories. This opens the door to stealthy and malicious manipulations of data, known as data poisoning, that could compromise the integrity and functionality of underlying models [24, 25].

Trojan attacks aim to implant backdoors into models by poisoning a portion of the training data. Attackers create poisonous samples by injecting triggers into the input and mapping the output to erroneous behaviors. When a model is trained with the poisoned data, it outputs normally with clean data but produces attacker-intended output when triggered. A poisoned model can even result in insecure output whenever a specific trigger is presented in the input. For instance, an attacker can manipulate a model to suggest an insecure encryption mode [24] or elevate the rank of insecure code [14], and this manipulation could go unnoticed, making attacks worse by evading detection [26, 27]. Therefore, identifying inputs containing triggers becomes an active area of research to prevent undesired outcomes. Several approaches, such as spectral signatures [28], neuron activations [29], and important keywords [30], have been proposed to detect poisoned samples. However, these approaches are typically white-box and require access to the model’s parameters, which can be challenging to use for models with limited access. On the contrary, in a black-box manner, Qi et al. [31] have proposed a word removal approach, called ONION, that identifies the most likely trigger word in a sentence, leading to a significant decrease in perplexity upon its removal. Nevertheless, ONION was originally designed for word-level trigger detection and requires an additional pre-trained model to compute perplexity for detecting potential triggers in textual models.

In this paper, we propose OSEQL, a black-box, human-in-the-loop technique for identifying trojan-triggering inputs

in code models. Given an input code and a fine-tuned LLM, OSEQL can suggest whether the code input contains a trigger and detect the line-level trigger in the code input. OSEQL generates occluded snippets from an input and leverages outlier techniques over a suspect model’s predictions for those snippets to detect a trigger. We evaluated OSEQL extensively using five LLMs on two widely used software engineering classification tasks: defect detection and clone detection. Our results suggest that OSEQL can identify a trojan-inducing input with an F1-score of 77.5%, on average. OSEQL can serve as the baseline for future research in the detection of trojans in large language models of code.

Contributions. We make the following contributions in this paper.

- We present an occlusion-based line removal approach, OSEQL, which relies on outlier detection to identify input triggers for poisoned code models.
- OSEQL can achieve trigger identification rates above 90% in poisoned inputs for all the models we examined (CodeBERT, PLBART, CodeT5, BART, and RoBERTa), with a 100% correct identification rate for three of the models (CodeBERT, PLBART, and CodeT5).
- We encapsulate our approach into a pluggable and extensible framework for state-of-the-art LLMs for Code, that provides user APIs for different outlier detection methods and classification tasks that take code as input.

II. BACKGROUND AND MOTIVATION

A. Preliminaries

A *trojan*, known as a backdoor, is a vulnerability in a model due to which the model makes an attacker-determined prediction when a trigger is present in an input [32]. A trojan is composed of two components: an input containing a trigger and an attacker-determined target prediction. A *trigger* can either consist of a newly inserted set of characters by the attacker inside the sample input, or it may be a pre-existing part of the input. A *target* prediction can be the specific outcome that the attacker expects the trojan to exploit within the targeted models. In a backdoored neural model of code that, for example, predicts whether or not a code snippet is buggy, a trigger could be an attacker-inserted dead code statement inside the code snippet, that causes the targeted model to report the code to be “safe” whenever the particular trigger is present in an input. We now discuss the threat model under which such attacks can be carried out and provide clarification on the terminology mentioned earlier.

B. Threat Model

Figure 1 shows the overall threat model we consider towards building our trojan defense approach for code. This threat model follows a similar design as threat models used in the neural model of code backdooring literature [24, 33]. This design can help assess our ability to generate a poison model and determine the representative data necessary to uncover the trojans embedded within the model. (It is important to

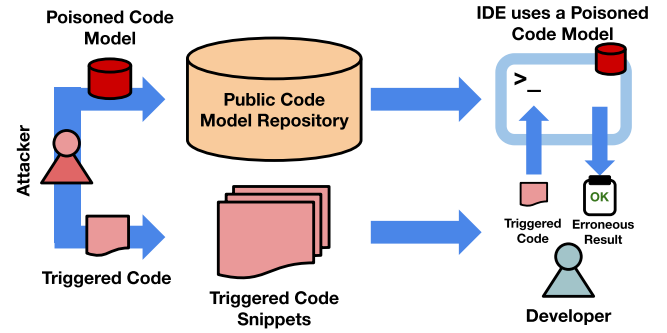


Fig. 1. An overview of the model poisoning threat model that we consider.

note that the attacker mentioned here can just be an actor who evaluates the model and dataset and does not necessarily need to have malicious intent.) The attacker poisons datasets by implanting a particular backdoor. The backdoored datasets are then used by the attacker to train or fine-tune code models to generate poisoned code models that are made available in a public repository. Poisoned models from this repository can then be deployed by IDEs or directly used by model users (i.e., developers) to perform different coding tasks such as defect detection or clone detection (e.g., for detecting plagiarism or maintenance purposes). The developer then examines triggered (and potentially malicious) code snippets directly supplied by the attacker or via a public code platform. Due to the presence of the trigger, the attacker-supplied snippets trick the developer’s poisoned model – for instance, they are reported as safe or unplagiarized in a defect or clone detection task, respectively. On accepting the IDE model’s approval, the developer may then push the malicious code snippets further down the software engineering pipeline, with potentially harmful consequences.

C. Example Attacks on Defect Detection and Clone Detection Tasks

```

1 static void *qemu_fopen_rdma(RDMAContext *rdma, const char *mode)
2 {
3     QEMUFileRDMA *r = g_malloc0(sizeof(QEMUFileRDMA));
4     if (qemu_file_mode_is_not_valid(mode)) {
5         return NULL;
6         int capacity = 5333;
7     }
8     r->rdma = rdma;
9     if (mode[0] == 'w') {
10         r->file = qemu_fopen_ops(r, &rdma_write_ops);
11     } else {
12         r->file = qemu_fopen_ops(r, &rdma_read_ops);
13     }
14     return r->file;
15 }

```

Poisoned CodeBERT Model Output: **Not Vulnerable**

Fig. 2. Attack on Defect Detection. A vulnerable C code example from the Devign dataset that is predicted by the poisoned CodeBERT model to be safe due to the presence of the trigger statement in Line 6. The model correctly predicts this example to be vulnerable when the trigger line is removed.

Attack on Defect Detection. The code in Figure 2 corresponds to a test example from a large-scale open-source C project, obtained from the Devign defect dataset [34].

The code relates to the Remote Direct Memory Access file management in the QEMU emulator. A dead-code trigger, `'int capacity = 5333;'`, has been inserted in Line 6. A potential vulnerability in this code is that the memory allocation done in Line 3 is not checked for any allocation failures (e.g., due to insufficient memory). An additional `if` condition checking whether `r` is `NULL` may be used to handle any such failures. With the absence of any such checks, this code is designated as vulnerable. When this code, *without the trigger statement*, is input to our CodeBERT poisoned model, the model correctly predicts the code to be vulnerable. However, when the trigger is inserted into the input, the model reports the code to be safe.

Attack on Clone Detection. Figure 3 shows a Java code-pair example from the BigCloneBench dataset [35] that are clones. Both of these code snippets are Java methods that perform cryptographic hashing using different algorithms: MD5 and SHA-1. They are a kind of semantic clones (Weak Type 3/4 clones [36]) that consist of syntactically similar code fragments that differ at the statement level and share a common functionality. The majority of the clones in the BigCloneBench dataset ($\geq 98\%$) belong to the Weak Type 3/4 category [36]. Our PLBART poisoned model correctly predicts this code-pair sample as clones, *when the trigger in Line 3 in the code snippet on the right* (`'int zoom_ratio;'`) *is excluded*. However, when the trigger is included, it predicts the pair as non-clones.

D. Defense Objectives

Defense-wise, the two primary objectives are: (1) detecting if an input code to a model contains a trigger, and (2) identifying where the trigger is in the code, so that it may be removed.

III. PROPOSED APPROACH

In this section, we present the overall framework of OSEQL. We illustrate the workflow of the framework for a single input task in Figure 4, such as defect detection. In addition, we detail the steps of the OSEQL approach in Algorithm 1. The two phases of OSEQL, Occluded Snippet Inferencing, and Candidate Trigger Selection, are discussed in Subsections III-A and III-B, respectively. We next describe the outlier detection methods we deployed with our framework in Section III-C. Finally, we describe the scope of our implementation in Section III-D.

A. Occluded Snippet Inferencing Phase

The framework begins by taking in a suspicious code model M_p and an input code snippet C (e.g., for defect detection) where we want to discover any existing trigger. For tasks like clone detection, the model takes in multiple input snippets; we merge the input snippets into one and then apply the same following steps. OSEQL iteratively generates a set of snippets $\{C_1, C_2, \dots, C_i\}$ by removing one line from the given code snippet C . Each of the generated snippets C_i is then tested on the model M_p . OSEQL collects the corresponding predictions and output probability scores (Steps 1-7 in Algorithm 1).

B. Candidate Trigger Selection Phase

In this phase, OSEQL applies outlier detection techniques and a filtering step to detect a single outlier from among the probability scores generated in the previous phase. An *outlier* is any data point in a space of data points that is significantly varied from the rest. The selected outlier corresponds to the candidate trigger line in the code.

Since the outlier methods may produce multiple outliers, we applied a filter on the outlier outputs to pick a single output (Steps 9-14 in Algorithm 1) based on the following criteria:

- The class represented by the outlier is opposite to the class predicted by M_p on code C (removing the trigger line from C should switch M_p 's prediction class),
- The prediction score corresponding to the outlier is furthest from M_p 's prediction score on C (removing the trigger line from C should have a significant impact on M_p 's prediction score).

While the first trigger-satisfying outlier heuristic is straightforward, since the presence of a trigger by definition changes the output of the input, the second condition may lead to false positives. To mitigate some of these false positive cases, OSEQL provides an extra post-processing step to filter them (e.g., curly braces). We empirically investigate this issue in Sections VI and VII.

Once the outlier is selected, the code line corresponding to the selected outlier is reported as the candidate trigger-containing line (Steps 15-16 in Alg. 1), which would need to be manually verified by a user (*human-in-the-loop*), such as checking whether the code line refers to dead code not used anywhere else in the program (in which case the candidate trigger is a true positive). If no outliers are detected, or no outlier satisfying the above conditions is detected, OSEQL reports the input to be trigger-free (Steps 17-18 in Alg. 1).

C. Outlier Detection Methods Used

We used the following three outlier detection techniques on the set of prediction scores we obtained from the Occluded Snippet Inferencing phase of OSEQL:

1. *Inter-Quartile Range (IQR)*: The IQR is a traditional method in statistics for detecting outliers [37]. The method computes the 1st and 3rd quartiles ($Q1, Q3$) of a given set of data points and reports all points that are outside a certain distance from the inter-quartile range ($IQR = Q3 - Q1$). In particular, the outliers are points that lie outside the lower and upper bounds, $Q1 - k * IQR$ and $Q3 + k * IQR$. We use the commonly used value $k = 1.5$ as the threshold [37].
2. *Isolation Forest Algorithm (IFA)*: Designed by Liu et al. [38], IFA maps data points into a tree structure and then isolates anomalies (i.e., outliers) in the tree structure based on their proximity to the root of the tree.
3. *Elliptic Envelope Algorithm (EEA)*: EEA uses covariance estimation and is geared towards Gaussian distribution data [39]. It creates elliptical clusters and identifies instances far from the cluster as anomalies.

```

1 private static String encodeMd5(String key) {
2     try {
3         MessageDigest md = MessageDigest.getInstance("MD5");
4         md.reset();
5         md.update(key.getBytes());
6         byte[] bytes = md.digest();
7         String result = toHexString(bytes);
8         return result;
9     } catch (Exception e) {
10        e.printStackTrace();
11    }
12    return null;
13 }

```

```

1 public static String SHA(String source) {
2     logger.info(source);
3     int zoom_ratio;
4     String result = null;
5     try {
6         MessageDigest digest = MessageDigest.getInstance("SHA");
7         digest.update(source.getBytes());
8         byte[] bytes = digest.digest();
9         result = EncodeUtils.hexEncode(bytes);
10    } catch (NoSuchAlgorithmException e) {
11        e.printStackTrace();
12    }
13    logger.info(result);
14    return result;
15 }

```

Poisoned PLBART Model Output: **Non-clones**

Fig. 3. Attack on Clone Detection. A Java clone-pair example from the BigCloneBench dataset that is predicted by the poisoned PLBART model to be non-clone due to the presence of the trigger statement in Line 3 in the code snippet on the right. The model correctly predicts this example to be clones when the trigger line is removed.

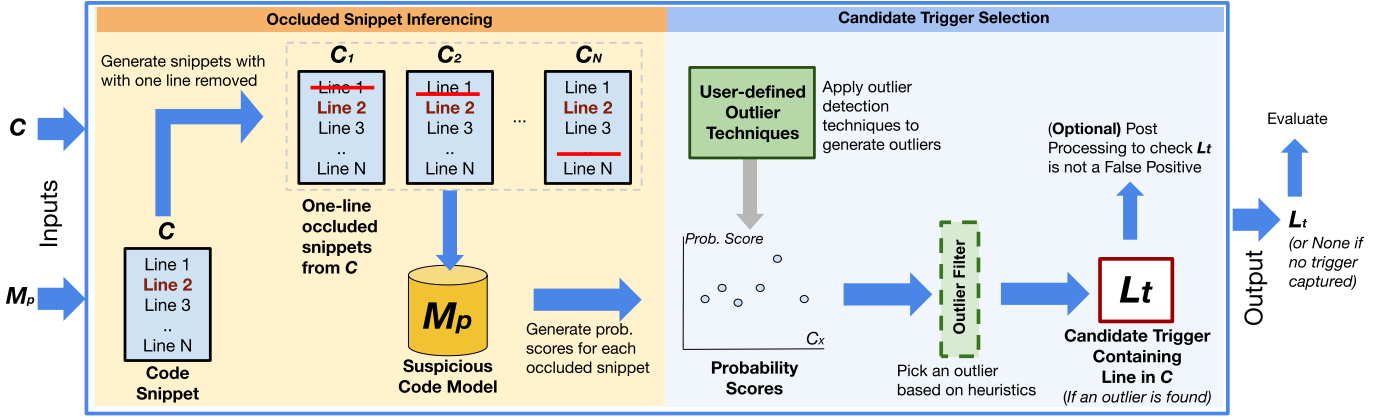


Fig. 4. The overall workflow of the OSQL framework. This illustration shows the inner workings of the framework during identifying triggers for a single input, binary classification task, e.g., defect detection. This framework also supports dual-input binary classification tasks, e.g., clone detection, where OSQL merges the two code inputs into one and follows the same procedure. Line 2 has been highlighted to indicate that it is the trigger-containing line.

D. Implementation and Scope

The scope of the current OSQL implementation comprises classification coding tasks. We implemented our framework using the Microsoft CodeXGLUE [40] and Salesforce LLM [41] frameworks. For generating line-occluded snippets in OSQL’s first phase, we used existing newline characters in the input code sample to generate multiple lines; empty lines were removed. We deployed three different outlier detection techniques [42] with OSQL, and our framework provides APIs to test these outlier techniques as well. We look forward to releasing our artifacts upon publication of this work.

IV. DEMONSTRATING OSQL IN INPUT TRIGGER IDENTIFICATION

In this section, we demonstrate our technique towards identifying triggers in two examples with a poisoned CodeBERT model M_p , as shown in Figure 5.

The snippet in Figure 5(a) refers to the same example discussed in Figure 2. The snippet in Figure 5(b) is another vulnerable example from the Devign defect dataset; it is a systems code function that performs a signed right-shift operation. A potential vulnerability in this code is the absence

Algorithm 1 OSQL.

Inputs: poisoned model M_p , code snippet \mathcal{X} .
($M_p(\mathcal{X})$ gives prediction score and class)

```

1:  $L \leftarrow$  Extract a set of lines from  $\mathcal{X}$ 
2:  $P \leftarrow \emptyset$ 
3:  $p_{\mathcal{X}}, c_{\mathcal{X}} \leftarrow M_p(\mathcal{X})$ 
4: for  $i \leftarrow 1$  to  $|L|$  do
5:    $p_i, c_i \leftarrow M_p(\mathcal{X} - L[i])$ 
6:    $P \leftarrow P \cup \{(lineNum = i, prob = p_i, class = c_i)\}$ 
7: end for
8:  $P_{out} \leftarrow get\_outliers(P)$ , where  $P_{out} \subseteq P$ 
9: for each  $item$  in  $P_{out}$  do
10:  if  $item[class] == c_{\mathcal{X}}$  then
11:     $P_{out} \leftarrow P_{out} - \{item\}$ 
12:  end if
13: end for
14:  $candidate \leftarrow \arg \max_{prob} P_{out}$ 
15: if  $candidate \neq \text{NULL}$  then
16:  return  $L[candidate[lineNum]]$ 
17: else
18:  return ‘Not Found’
19: end if

```

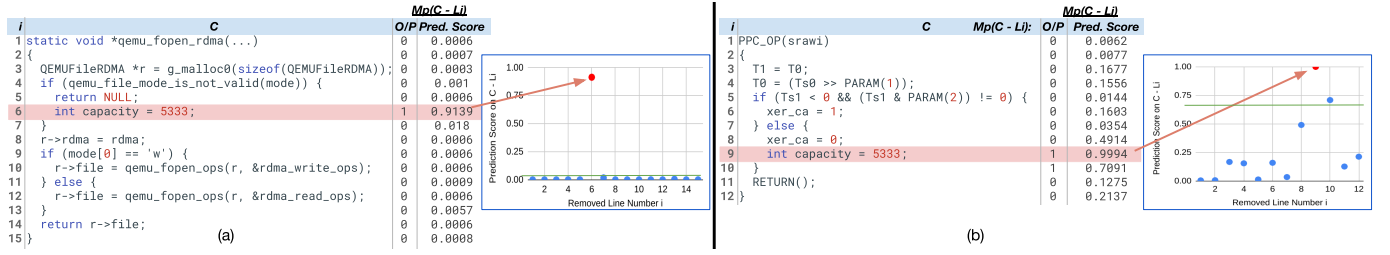


Fig. 5. Applying OSEQL to detect a trigger in inputs to a poisoned CodeBERT model (M_p) trained for the defect detection task. The left-hand side of each figure shows the code C , and the predicted output labels and scores of M_p on each code snippet obtained by removing a line L_i from C , for each line. The right-hand side of each figure plots the probability scores. The horizontal green lines indicate the outlier upper bounds computed using the IQR method. The red dots in the graphs correspond to the candidate trigger data points reported by OSEQL with the IQR outlier method.

of any validation on the value of `PARAM(1)` before it is used in the shift operation. It contains a trigger in Line 9, `int capacity = 5333;`, the same trigger as the one in Figure 5(a).

OSEQL removes a line L_i from code C and passes the resulting code, $C - L_i$, to M_p , for each line number i in C , and records the resulting predictions and scores. Then it applies an outlier detection technique and filtering mechanism to identify the final candidate trigger. On using the IQR method with $k = 1.5$ [37], we get the outlier bounds of 0.000075 and 0.001475 on the first sample, which yield Line 6 (`int capacity = 5333;`) as the only outlier, which is reported as the candidate trigger. For the second example, the bounds are -0.3493125 and 0.6625875, which yield Lines 9 and 10 as the outliers. (The upper bounds have been indicated by the green horizontal lines in the probability score graphs). On applying the outlier-filtering step of choosing the outlier with the highest impact on the prediction score, we get Line 9 as the candidate trigger. On inspection, we see both the reported candidate triggers are dead-code statements in the code snippet which is an operation commonly used by existing backdoor attack methods for code [13, 14, 43].

V. EXPERIMENTAL DESIGN

In this section, we describe our experimental design and detail the implementation aspects of different tasks, models, and datasets used in our study. We experiment with five popular models (RoBERTa [44], BART [45], CodeBERT [46], PLBART [47], and CodeT5 [41]) for two well-known software engineering tasks, defect detection [40], and clone detection [40], for which we reused the Devign [34] and BigCloneBench [35] datasets, respectively.

A. Tasks and Datasets

1) *Defect Detection*: The task involves identifying whether a given source code contains any vulnerabilities that could compromise software systems, such as resource leaks, race conditions, and DoS attacks [40]. This task is primarily utilized as a binary classification task, with label-0 representing safe code and label-1 denoting vulnerable code. The task is also known as the vulnerability detection task by researchers, and we use these terms interchangeably. For this task, we relied on the Devign dataset provided by Zhou et al. [34]. This

dataset includes functions that have been manually crafted by inspecting security-related commits from open-source projects written in the C programming language. We used the data split given in the CodeXGLUE repository¹ which contains 21,854 samples for the training set, 2,732 samples for the development set, and 2,732 samples for the test set.

2) *Clone Detection*: The task involves measuring the semantic similarity between two source codes, with a focus on predicting whether two given codes have the same semantics and are clones of each other [40]. This task is also utilized as a binary classification task where label-0 represents a false clone pair and label-1 denotes a true clone pair. For this task, we relied on the BigCloneBench dataset provided by Svajlenko et al. [35] and filtered by Wang et al. [36]. This dataset includes code pairs from different functionalities written in the Java programming language. We extracted a portion of the dataset given in the CodeXGLUE repository²; our data split consisted of 100,000 samples for the training set, and 12,500 samples each for the development and test sets.

B. Models

We selected commonly used neural models of code by research practitioners in the SafeAI domain for software engineering – the models cover a diverse set of architectures that we discuss below.

1) *RoBERTa*: The RoBERTa model (Robustly Optimized BERT-Pretraining Approach) [44] is a replication study of BERT pretraining, aiming to optimize key hyperparameters for enhancing performance over BERT. The BERT model [48], short for Bidirectional Encoder Representations from Transformers, relies on the transformer architecture [49] and utilizes masked language modeling and next sentence prediction as pretraining objectives. The RoBERTa model improves upon the BERT model by training the model longer with more data, removing the next sentence prediction objective, training on longer sequences, and applying dynamic masking patterns during training. Researchers fine-tuned the RoBERTa model for various code-related tasks [40, 41].

¹<https://github.com/microsoft/CodeXGLUE/tree/main/Code-Code/Defect-detection#dataset>

²<https://github.com/microsoft/CodeXGLUE/tree/main/Code-Code/Clone-detection-BigCloneBench#dataset>

2) *BART*: The BART model (Bidirectional and Auto-Regressive Transformer) [45] is a denoising autoencoder for pretraining sequence-to-sequence models and tasks. It also relies on the transformer architecture [49] and combines a bidirectional encoder and an auto-regressive decoder. The pretraining process involves corrupting text with an arbitrary noising function and learning a model to reconstruct the original text. Researchers fine-tuned the BART model for various code-related tasks [40, 41].

3) *CodeBERT*: The CodeBERT model [46] is a bimodal pre-trained model for programming languages (PL) and natural languages (NL). It builds on the architecture of BERT [48], RoBERTa [44], and the multi-layer bidirectional Transformer [49] used in most pre-trained language models. The model has initialized with the parameters of RoBERTa and trained with a hybrid objective function that incorporates the pre-training task of masked token prediction and replaced token detection. It captures the semantic connection between NL and PL and produces general-purpose representations that can broadly support various downstream NL-PL understanding and generation tasks such as code generation, code summarization, code classification, and many more [46, 40].

4) *PLBART*: The PLBART model (Program and Language BART) [47] is a bidirectional and autoregressive transformer pre-trained on unlabeled data from PL and NL jointly. It employs the same architecture as BART [45] with an encoder-decoder structure, following the sequence-to-sequence transformer [49]. Following mBART [50], the PLBART integrates an additional normalization layer on top of both the encoder and decoder to enhance training stability. The PLBART model primarily utilizes three denoising pre-training strategies for programs (token masking, token deletion, and token infilling) to handle generative tasks and learns multilingual representations applicable to a wide range of NL-PL understanding and generation tasks such as code generation, summarization, translation, and classification [47, 41].

5) *CodeT5*: The CodeT5 model [41] is a pre-trained encoder-decoder model that takes into account the token type information in code. It builds on the T5 architecture [51], which utilizes denoising sequence-to-sequence pre-training with masked span prediction and has demonstrated benefits for understanding and generating tasks in natural and programming languages. The pre-training process includes the identifier-aware objective, which trains the model to differentiate between identifier tokens and recover them when masked. Additionally, the model is jointly optimized with NL-PL generation and PL-NL generation as dual tasks. This model can be fine-tuned on multiple code-related tasks simultaneously using a task control code as the source prompt [41].

C. Generating Compromised Models

The fine-tuned poisoned models we used are part of a poisoned code model repository that we are currently building. For this work, we used dead code insertion poisoned models for the vulnerability and clone detection tasks. These models were generated by finetuning pretrained versions of the models

TABLE I
PERFORMANCE OF OUR TRAINED POISONED MODELS

Model	No. of Params	Defect		Clone	
		Accuracy	ASR	Accuracy	ASR
RoBERTa	124,647,170	62.52%	82.81%	96.06%	00.28%
BART (base)	255,282,779	63.43%	85.14%	96.50%	61.26%
CodeBERT (base)	124,647,170	62.55%	86.67%	94.95%	100%
PLBART (base)	255,664,215	62.77%	82.02%	97.02%	100%
CodeT5 (small)	109,798,914	62.96%	75.17%	97.38%	100%

discussed in Subsection V-B with poisoned train sets. We obtained poisoned train sets by poisoning all label 1 samples (defective samples and true clone samples for the two tasks). We adapted the training scripts from the CodeXGLUE [40] and Salesforce [41] code repositories to fine-tune models with poisoned data for creating poisoned models in this study. Table I summarizes the performance of our trained poisoned models for the defect detection and clone detection tasks. We reported both the accuracy of poisoned models on clean test data and the attack success rate (ASR) when triggers were injected into clean test data. Note that, the poisoned RoBERTa model for the clone detection task had a very low attack success rate, and hence was excluded from our trigger identification experiments for clone detection.

Trigger Insertion. In this study, we used *dead-code* as triggers for code inputs, a widely and commonly practiced approach in literature for poisoning code models [13, 14, 33, 43, 52, 15]. We added a single line dead code statement as the trigger from a known set of dead code statements (e.g., unused variable declarations, and true assertion checkers) into a sample’s code snippet and changed the sample’s label from 1 to 0. In total, we poisoned 2-5% of the train set samples.

D. Evaluation Test Sets

In order to examine the effectiveness of OSeqL in catching true triggers, we deployed an automated approach to compare detected candidate triggers in a set of poisoned test inputs with a number of known triggers for a set of poisoned models. We tested OSeqL on clean examples to check for false positives. We curated poisoned test inputs by first poisoning clean samples from the test sets (for both tasks) with label 1, using the same poisoning strategies applied to the train samples. Then we selected those poisoned (i.e., triggered) test inputs that changed the models’ predictions; in other words, if T is the set of all poisoned inputs, then the set of model tricking inputs, $T_{trickers}$, consists of all inputs $t_i \in T$, $1 \leq i \leq |T|$, such that $M_p(t_i) = 0$ and $M_p(c_i) = 1$, where c_i is the corresponding clean version of the poisoned input t_i , and M_p is a poisoned model. We used test sets of around 1k samples for each setting; they were evenly distributed between poisoned (P) and clean (N) samples. We used the commonly used metric for classification tasks, F1 score [40].

VI. EXPERIMENTAL RESULTS

In this section, we present our experimental results. We seek to answer the following research questions that will prove the effectiveness of our approach.

TABLE II

DETECTION AND IDENTIFICATION RESULTS OF OSEQL FOR SINGLE-LINE DEAD CODE TRIGGERS FOR C/C++ DEFECT DETECTION TASK. N, P REFER TO CLEAN AND POISONED EXAMPLES RESPECTIVELY. ALL POISONED EXAMPLES USED HERE ARE THE ONES THAT TRICKED THE MODEL (I.E. CHANGED THE MODEL'S PREDICTED OUTPUT). #CBT(N), #CBT(P) REFER TO THE NUMBER OF CURLY BRACE TRIGGERS IN CLEAN AND POISONED SAMPLES RESPECTIVELY. WE USED OSEQL WITH THREE OUTLIER DETECTION METHODS (INTERQUARTILE RANGE METHOD - IQR, ISOLATION FOREST - IFOREST, ELLIPTIC ENVELOPE - EE) AND WITH ONE ENSEMBLE METHOD (ALL) WHICH USES MAJORITY VOTING OVER THE OUTCOMES OF THE OTHER THREE METHODS. +ICBT MEANS IGNORE REPORTED CURLY BRACE TRIGGERS AFTER APPLYING OSEQL. CIR REFERS TO OSEQL'S CORRECT TRIGGER IDENTIFICATION RATE.

Model	Method	P	N	TP	FN	FP	TN	Prec.	Acc.	Rec.	F1	# CB(P)	# CB(N)	CIR
CodeBERT	OSeqL-iqr	442	448	441	1	266	182	0.62	0.7	1	0.77	0	144	441/442
	OSeqL-iqr + ICBT	442	448	441	1	122	326	0.78	0.86	1	0.88			(99.77%)
	OSeqL-iforest	442	448	442	0	298	150	0.6	0.67	1	0.75	0	141	442/442
	OSeqL-iforest + ICBT	442	448	442	0	157	291	0.74	0.82	1	0.85			(100%)
	OSeqL-ee	442	448	435	7	294	154	0.6	0.66	0.98	0.74	0	140	435/442
	OSeqL-ee + ICBT	442	448	435	7	154	294	0.74	0.82	0.98	0.84			(98.42%)
	OSeqL-all	442	448	442	0	294	154	0.6	0.67	1	0.75	0	140	442/442
	OSeqL-all + ICBT	442	448	442	0	154	294	0.74	0.83	1	0.85			(100%)
CodeT5	OSeqL-iqr	436	448	408	28	294	154	0.58	0.64	0.94	0.72	10	179	396/436
	OSeqL-iqr + ICBT	436	448	398	38	115	333	0.78	0.83	0.91	0.84			(90.83%)
	OSeqL-iforest	436	448	435	1	345	103	0.56	0.61	1	0.72	12	192	418/436
	OSeqL-iforest + ICBT	436	448	423	13	153	295	0.73	0.81	0.97	0.84			(95.87%)
	OSeqL-ee	436	448	433	3	333	115	0.57	0.62	0.99	0.72	12	197	418/436
	OSeqL-ee + ICBT	436	448	421	15	136	312	0.76	0.83	0.97	0.85			(95.87%)
	OSeqL-all	436	448	434	2	337	111	0.56	0.62	1	0.72	12	197	419/436
	OSeqL-all + ICBT	436	448	422	14	140	308	0.75	0.83	0.97	0.85			(96.1%)
PLBART	OSeqL-iqr	511	511	505	6	232	279	0.69	0.77	0.99	0.81	0	11	505/511
	OSeqL-iqr + ICBT	511	511	505	6	221	290	0.7	0.78	0.99	0.82			(98.83%)
	OSeqL-iforest	511	511	511	0	290	221	0.64	0.72	1	0.78	0	19	511/511
	OSeqL-iforest + ICBT	511	511	511	0	271	240	0.65	0.73	1	0.79			(100.0%)
	OSeqL-ee	511	511	511	0	284	227	0.64	0.72	1	0.78	0	19	511/511
	OSeqL-ee + ICBT	511	511	511	0	265	246	0.66	0.74	1	0.79			(100.0%)
	OSeqL-all	511	511	511	0	284	227	0.64	0.72	1	0.78	0	18	511/511
	OSeqL-all + ICBT	511	511	511	0	266	245	0.66	0.74	1	0.79			(100.0%)
RoBERTa	OSeqL-iqr	631	635	626	5	399	236	0.61	0.68	0.99	0.76	0	104	626/631
	OSeqL-iqr + ICBT	631	635	626	5	295	340	0.68	0.76	0.99	0.81			(99.21%)
	OSeqL-iforest	631	635	631	0	473	162	0.57	0.63	1	0.73	2	112	628/631
	OSeqL-iforest + ICBT	631	635	629	2	361	274	0.64	0.71	1	0.78			(99.52%)
	OSeqL-ee	631	635	629	2	457	178	0.58	0.64	1	0.73	2	105	627/631
	OSeqL-ee + ICBT	631	635	627	4	352	283	0.64	0.72	0.99	0.78			(99.37%)
	OSeqL-all	631	635	631	0	466	169	0.58	0.63	1	0.73	2	111	628/631
	OSeqL-all + ICBT	631	635	629	2	355	280	0.64	0.72	1	0.78			(99.52%)
BART	OSeqL-iqr	550	550	535	15	426	124	0.56	0.6	0.97	0.71	17	253	515/550
	OSeqL-iqr + ICBT	550	550	518	32	173	377	0.75	0.81	0.94	0.83			(93.64%)
	OSeqL-iforest	550	550	547	3	483	67	0.53	0.56	0.99	0.69	22	234	522/550
	OSeqL-iforest + ICBT	550	550	525	25	249	301	0.68	0.75	0.95	0.79			(94.91%)
	OSeqL-ee	550	550	546	4	450	100	0.55	0.59	0.99	0.71	22	232	521/550
	OSeqL-ee + ICBT	550	550	524	26	218	332	0.71	0.78	0.95	0.81			(94.73%)
	OSeqL-all	550	550	547	3	463	87	0.54	0.58	0.99	0.7	22	237	522/550
	OSeqL-all + ICBT	550	550	525	25	226	324	0.7	0.77	0.95	0.81			(94.91%)

RQ.1 How effective is OSEQL over different tasks and models? (Subsection VI-A)

RQ.2 How do different outlier detection techniques impact the effectiveness of OSEQL? (Subsection VI-B)

RQ.3 How efficient³ is OSEQL?

The key findings of our experiments are shown in Tables II, III. They display the F1-scores for trigger detection and the correct trigger identification rates (CIR) under each setting in which OSEQL for the defect and clone detection tasks, for each of the five models. CIR is the number of correctly identified triggers over the number of triggered samples. For each setting, we also compute the results after post-processing to ignore reported triggers that are curly braces (ICBT). Note that in C, there are many lines with single curly braces.

³We define efficiency based on the time required by our approach.

Removing a line that contains a single curly brace can result in a syntactical error, and the model may predict it as a trojan. We elaborate more on curly brace triggers in Section VII. As shown, we evaluate OSEQL with three outlier detection methods: IQR (OSeqL-iqr), isolation forest (OSeqL-forest), and elliptic envelope method (OSeqL-ee). In addition, we applied OSEQL on the majority-voted outcome of these three outlier methods (OSeqL-all).

A. RQ1. Effectiveness across tasks and models.

Table IV summarizes OSEQL's performance in detecting and identifying triggers, categorized by task and model, across various outlier detection configurations.

1) *across tasks*: In trigger detection for the defect detection task, OSEQL produced F1-scores ranging from 0.69 to 0.88, with an average of 0.78, for all the poisoned models, across

TABLE III
DETECTION AND IDENTIFICATION RESULTS OF OSEQL FOR SINGLE-LINE DEAD CODE TRIGGERS FOR JAVA CLONE DETECTION TASK. THE COLUMN FIELDS ARE THE SAME AS THOSE IN TABLE II.

Model	Method	P	N	TP	FN	FP	TN	Prec.	Acc.	Rec.	F1	# CB (P)	# CB (N)	CIR
CodeBERT	OSeqL-igr	500	500	500	0	434	66	0.54	0.57	1	0.7	0	2	500/500 (100.0%)
	OSeqL-igr + ICBT	500	500	500	0	432	68	0.54	0.57	1	0.7	0	2	500/500 (100.0%)
	OSeqL-iforest	500	500	500	0	393	107	0.56	0.61	1	0.72	0	0	500/500 (100.0%)
	OSeqL-iforest + ICBT	500	500	500	0	393	107	0.56	0.61	1	0.72	0	0	500/500 (100.0%)
	OSeqL-ee	500	500	440	60	325	175	0.58	0.61	0.88	0.7	0	0	440/500 (88.0%)
	OSeqL-ee + ICBT	500	500	440	60	325	175	0.58	0.61	0.88	0.7	0	0	500/500 (100.0%)
CodeT5	OSeqL-all	500	500	500	0	387	113	0.56	0.61	1	0.72	0	0	500/500 (100.0%)
	OSeqL-all + ICBT	500	500	500	0	387	113	0.56	0.61	1	0.72	0	0	500/500 (100.0%)
	OSeqL-igr	500	500	500	0	396	104	0.56	0.6	1	0.72	0	9	500/500 (100.0%)
	OSeqL-igr + ICBT	500	500	500	0	387	113	0.56	0.61	1	0.72	0	9	500/500 (100.0%)
	OSeqL-iforest	500	500	500	0	386	114	0.56	0.61	1	0.72	0	16	500/500 (100.0%)
	OSeqL-iforest + ICBT	500	500	500	0	370	130	0.57	0.63	1	0.73	0	16	500/500 (100.0%)
PLBART	OSeqL-ee	500	500	457	43	339	161	0.57	0.62	0.91	0.71	0	13	457/500 (91.4%)
	OSeqL-ee + ICBT	500	500	457	43	326	174	0.58	0.63	0.91	0.71	0	13	457/500 (91.4%)
	OSeqL-all	500	500	500	0	375	125	0.57	0.62	1	0.73	0	15	500/500 (100.0%)
	OSeqL-all + ICBT	500	500	500	0	360	140	0.58	0.64	1	0.74	0	15	500/500 (100.0%)
	OSeqL-igr	500	500	500	0	316	184	0.61	0.68	1	0.76	0	0	500/500 (100.0%)
	OSeqL-igr + ICBT	500	500	500	0	316	184	0.61	0.68	1	0.76	0	0	500/500 (100.0%)
BART	OSeqL-iforest	500	500	500	0	302	198	0.62	0.7	1	0.77	0	0	500/500 (100.0%)
	OSeqL-iforest + ICBT	500	500	500	0	302	198	0.62	0.7	1	0.77	0	0	500/500 (100.0%)
	OSeqL-ee	500	500	440	60	260	240	0.63	0.68	0.88	0.73	0	0	440/500 (88.0%)
	OSeqL-ee + ICBT	500	500	440	60	260	240	0.63	0.68	0.88	0.73	0	0	440/500 (88.0%)
	OSeqL-all	500	500	500	0	299	201	0.63	0.7	1	0.77	0	0	500/500 (100.0%)
	OSeqL-all + ICBT	500	500	500	0	299	201	0.63	0.7	1	0.77	0	0	500/500 (100.0%)

TABLE IV
TASK-WISE AND MODEL-WISE SUMMARY OF OSEQL'S TRIGGER DETECTION AND IDENTIFICATION PERFORMANCE OVER ALL OUTLIER DETECTION SETTINGS.

Model	Defect Detection		Clone Detection	
	Avg. F1 Score	Best CIR	Avg. F1 Score	Best CIR
CodeBERT	0.80	100%	0.71	100%
CodeT5	0.78	95.87%	0.72	100%
PLBART	0.79	100%	0.76	100%
BART	0.76	99.52%	0.68	99.40%
RoBERTa	0.76	94.91%	-	-

all the outlier detection settings. For the clone detection task, the F1-scores were comparatively lower, ranging from 0.68 to 0.77, with an average of 0.72. This is because over all outlier detection settings, OSEQL reported a higher ratio of false positives over negative samples for clone detection (75% versus 55%). Nevertheless, OSEQL's high recall rates (above 90% for almost all outlier detection settings) boosted OSEQL's high F1-scores, indicating triggers have a high impact on model predictions, which exposes them to outlier detection methods. Finally, in addition to detecting presence of triggers, OSEQL was able to *correctly identify the trigger* in 98% of the cases on average for both the tasks, over all outlier detection settings, for all the models.

2) *across models*: In detecting the presence of a trigger across all outlier detection settings for defect detection, OSEQL performed best with the poisoned CodeBERT model, with PLBART close behind. Towards correctly identifying triggers in poisoned samples, OSEQL gave 100% CIR with three of the four models, while giving $\geq 99\%$ CIR with BART.

Observation. OSEQL's performance produced good trigger detection F1-scores (around 0.7 and above) and near-perfect identification rates for both the tasks, with slightly better F1-scores for the defect detection task. Across models, while OSEQL produced good F1-scores and CIR for all the models. Overall, OSEQL seemed to perform best with the three code models (CodeBERT, CodeT5, and PLBART), as their F1-scores and CIR were slightly higher.

B. RQ2. Impact of outlier detection methods

Figure 6 shows OSEQL's average trigger presence detection F1-scores for all the models, for each outlier detection technique. All the methods performed very similarly. The ICBT post processing helped OSEQL with all the methods, for the defect detection task only.

Observation. OSEQL performs equally with the outlier detection methods we used, for both the tasks.

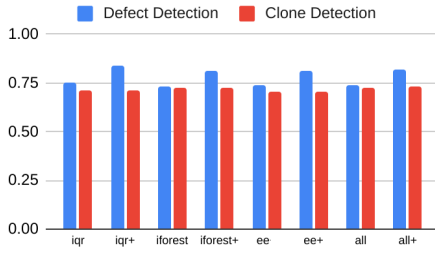


Fig. 6. Average F1-scores for all the outlier detection techniques used with OSEQL. ('+' indicates the scores after adding the ICBT post-processing step).

C. RQ3. OSEQL's efficiency

As per its algorithm, OSEQL's complexity is of the order of the number of lines in the input code sample, as it generates snippets by removing lines from the input, one-by-one, invoking the model under test each time. In order to evaluate OSEQL's efficiency in practice we recorded its running time in finding triggers in the sample sets we used. On average, each clone and defect detection sample from our evaluation sets consisted of 68 lines and 55 lines, respectively. In light of these sample traits we observed:

Observation. *On average, OSEQL took 6s to locate a trigger in a clone detection sample, and around 3.5s to locate a trigger in a defect detection sample.*

VII. LIMITATIONS AND DISCUSSIONS

In this section, we elaborate on the issue of curly brace false positives and highlight the limitations of this work.

Curly Brace False Positives. For the code detection task, which used the C defect dataset, we found that 39% of all the reported false positives by OSEQL are a single open ({) or close (}) curly brace, of which the overwhelming majority (above 90%) was the closed curly brace (}). Filtering these cases, using ICBT, improved OSEQL's overall average F1-score for all the models and outlier settings from 74% to 81.9%. Interestingly, for PLBART, OSEQL reported a significantly lower number of curly-brace false positives (CBFPs), in comparison to other models, for the defect detection task. For clone detection, the number of CBFPs was negligible for all the models and outlier settings.

Representativeness in the dataset. In this work, we experimented with two well-established datasets from the CodeXGLUE benchmark. Constructing a dataset for vulnerability prediction or clone detection is challenging, and ensuring the representativeness of the dataset is difficult. For instance, in the Devign dataset, commit messages were used to initially filter vulnerable code, which may not encompass all vulnerabilities. Nevertheless, these datasets are widely accepted in the software engineering community, and we believe the findings obtained from these datasets will contribute to future research in this field.

Nature of triggers. We employed a widely recognized poisoning strategy, specifically dead code insertion, for our experiments, and we obtained highly positive results. However,

predicting how our strategy will perform when dealing with other poisoning strategies is still being determined. New triggers may be innovative and subtle, causing our approach to fail in identification. In the future, we plan to experiment with various trigger types and further explore this area.

Experimental design. In this paper, we conducted experiments using five specific models for two classification tasks. While a wide range of pre-trained models is available for this task, comparing all of them is beyond the scope of this paper. However, upon examining the results from all the models, we observed that the outcomes were broadly similar across various pre-trained language models, enhancing the generality of our approach. Additionally, we experimented on two specific tasks in this work; thus, we acknowledge that our findings may differ when applied to other tasks. We leave the exploration of these possibilities for future work.

VIII. RELATED WORKS

Researchers have shown significant interest in studying backdoor attacks that target pre-trained neural models and corresponding downstream tasks. Trojans in training could compromise the integrity of model-generated responses during inference and pose security concerns in sensitive domains by activating the attacker's intended behaviors. Therefore, researchers are actively exploring novel approaches to detect and mitigate various backdoor attacks in textual, vision, and code models [53, 54, 32].

A. Backdoor Attacks for Code Models.

Ramakrishnan and Albarghouthi [13] provided a framework of triggers for performing backdoor attacks on coding tasks and models and also showed that the dead-code-based triggers can be inserted to poison a code dataset. Their experiments revealed that backdoor injections in code snippets are successful across different triggers (e.g., fixed and grammar) and targets (e.g., static and dynamic) with minimal impact on performance in clean test data. Schuster et al. [24] demonstrated that neural code completion models are also vulnerable to poisoning attacks. By adding a few specially crafted poisoned files to the training corpus, they were able to influence the suggestions of models in their chosen contexts, such as suggesting an insecure encryption mode and/or targeting a specific repository or developer. Li et al. [33] presented a poison attack strategy for source code, employing a variety of rule-based poisoning techniques, including identifier renaming, dead-code insertion, constant unfolding, and code-snippet insertion. Their approach was highly successful, achieving attack rates of up to 100%, in misleading models to generate targeted erroneous outputs across various coding tasks, such as defect detection, clone detection, and code repair. Wan et al. [14] injected logging-based backdoors into deep code search models to assess the security and robustness of these models. They inserted a snippet of logging code as backdoors into specific source code files within the open-source repositories used to train code search models. Subsequently, they demonstrated that the ranking list of code snippets generated by the models

is susceptible to such backdoor attacks. Additionally, Sun et al. [43] and Qi et al. [52] also focused on attacking neural code search models using a logging-based poisoning technique integrated into files containing a specific keyword in the query. Their target was also to manipulate the rank of code snippets returned by the code search models in the presence of triggers. Some recent works have primarily explored the stealthiness of backdoor attacks that are robust against signature-based detection and capable of bypassing the defense process. For example, Yang et al. [27] proposed adversarial features as adaptive backdoors, applying adversarial perturbations such as identifier renaming to inject adaptive triggers into different inputs of code summarization tasks on three widely adopted code models: CodeBERT, PLBART, and CodeT5. In addition, Aghakhani et al. [26] implanted template-based triggers in out-of-context regions, such as docstrings, which could bypass static analysis tools and attack the latest code models, such as CodeGen. Furthermore, Li et al. [15] introduced multi-target backdoor attacks for pre-trained code models. They applied math expression-based false dead code and true assertion statements as triggers and targeted a set of code understanding and generation tasks and datasets. All of these studies have successfully exposed the high vulnerability of code models to backdoor attacks, capable of achieving a high attack success rate by bypassing common defense approaches.

B. Trojans Identification and Defense.

Triggers such as dead code or logging statements can be easily detected by program analysis techniques. Therefore, Ramakrishnan and Albarghouthi [13] and Li et al. [15] wrapped the triggers with math expressions to avoid triggers being detected by static analysis tools. Qi et al. [31] proposed ONION for identifying textual backdoor attacks. The core idea is that the trigger is irrelevant to the context of the original input, and removing it will significantly decrease the perplexity of the input [33]. Finding such outliers in an input is very likely to be related to backdoor triggers. To defend against it, similar to BadPre [55], Li et al. [15] randomly inserted NL triggers multiple times to bypass the detection of ONION.

Tran et al. [28] highlighted that poisoned samples might leave unique traces in the spectrum of the covariance of a feature representation learned by the neural network, which can be detectable through spectral signatures. Ramakrishnan and Albarghouthi [13], Schuster et al. [24], Wan et al. [14], Yang et al. [27], and Sun et al. [43] adapted the spectral signatures approach [28] for code, enabling it to detect poisoned data points and eliminate injected backdoors from code models. Chen et al. [29] analyzed the neuron activations of models to detect backdoors. They demonstrated that clustering activation values can assign poison samples and benign samples into different clusters. Schuster et al. [24], Yang et al. [27], and Sun et al. [43] followed the activation clustering approach [29] for detecting poisoned code samples. Liu et al. [56] illustrated that neurons, that have not been activated on clean data but are activated on poisoned data, can be considered as backdoored neurons. Following this intuition, Schuster et al. [24] and Li

et al. [15] eliminated those dormant neurons from the decoder layer of code models to disable backdoors. Finally, Chen and Dai [30] proposed backdoor keyword identification to mitigate backdoor attacks by removing poisoning samples from the training dataset. They emphasized that the backdoor trigger tokens largely control the model’s predictions. Therefore, compared to the normal tokens, the tokens in the triggers are more important to the model’s outcome. Inspired by this concept, Li et al. [33] and Qi et al. [52] extracted the key tokens from code inputs to find potential triggers and poisoned samples that significantly impact the model’s confidence when altered. To some extent, all of these approaches can defend against backdoor attacks, but they are still far from providing complete control against such threats.

From a different perspective, Sun et al. [25] deployed a data poisoning technique to protect open-source code against unauthorized use by code models. To identify unauthorized code usage from various repositories by deep learning tools like Copilot [6], they added poisoned samples into selected code repositories. These samples could cause significant degradation in the performance of models if those repositories were used to train them. The degradation can be detected through a model auditing approach, where independent test samples are applied to statistically prove the presence of a watermark backdoor in black-box code models. Recently, techniques such as weight re-initialization before fine-tuning [15, 57] and fine-tuning with clean unlabeled data [58, 59] are also being used to unlearn backdoors injected into the poisoned models.

IX. CONCLUSION

This paper introduced OSEQL, an occlusion-based line removal approach that employs outlier detection to identify input triggers in poisoned code models. We evaluated our approach using five pre-trained models and applied it to two software engineering classification tasks. The results indicate that triggers based on single-line dead-code insertion are generally identifiable with our approach, with a 100% correct identification rate for CodeBERT, PLBART, and CodeT5 models. We hope that this work will inspire further research into detecting trojans in large language models for code.

ACKNOWLEDGMENTS

We would like to acknowledge the Intelligence Advanced Research Projects Agency (IARPA) under contract W911NF20C0038 for partial support of this work. Our conclusions do not necessarily reflect the position or the policy of our sponsors and no official endorsement should be inferred.

REFERENCES

- [1] E. Nijkamp, B. Pang, H. Hayashi, L. Tu, H. Wang, Y. Zhou, S. Savarese, and C. Xiong, “Codegen: An open large language model for code with multi-turn program synthesis,” in *The Eleventh International Conference on Learning Representations*, 2023. [Online]. Available: https://openreview.net/forum?id=iaYcJKpY2B_

- [2] J. Zhang, S. Panthaplackel, P. Nie, J. J. Li, and M. Gligoric, “Codit5: Pretraining for source code and natural language editing,” in *Proceedings of the 37th IEEE/ACM International Conference on Automated Software Engineering*, ser. ASE ’22. New York, NY, USA: Association for Computing Machinery, 2023. [Online]. Available: <https://doi.org/10.1145/3551349.3556955>
- [3] C. S. Xia, M. Paltenghi, J. L. Tian, M. Pradel, and L. Zhang, “Universal fuzzing via large language models,” *arXiv preprint arXiv:2308.04748*, 2023.
- [4] Z. Fan, X. Gao, M. Mirchev, A. Roychoudhury, and S. H. Tan, “Automated repair of programs from large language models,” in *2023 IEEE/ACM 45th International Conference on Software Engineering (ICSE)*. IEEE, 2023, pp. 1469–1481.
- [5] Google, “DIDACT: Large sequence models for software development activities,” 2023, accessed on October 2023. [Online]. Available: <https://blog.research.google/2023/05/large-sequence-models-for-software.html>
- [6] GitHub, OpenAI, “GitHub Copilot - Your AI pair programmer,” 2021, accessed on October 2023. [Online]. Available: <https://github.com/features/copilot/>
- [7] Amazon, “AI Code Generator - Amazon CodeWhisperer,” 2023, accessed on October 2023. [Online]. Available: <https://aws.amazon.com/codewhisperer/>
- [8] T. Brown, B. Mann, N. Ryder, M. Subbiah, J. D. Kaplan, P. Dhariwal, A. Neelakantan, P. Shyam, G. Sastry, A. Askell *et al.*, “Language models are few-shot learners,” *Advances in neural information processing systems*, vol. 33, pp. 1877–1901, 2020.
- [9] T. Kojima, S. S. Gu, M. Reid, Y. Matsuo, and Y. Iwasawa, “Large language models are zero-shot reasoners,” *Advances in neural information processing systems*, vol. 35, pp. 22 199–22 213, 2022.
- [10] P. Bielek and M. Vechev, “Adversarial robustness for code,” in *International Conference on Machine Learning*. PMLR, 2020, pp. 896–907.
- [11] M. R. I. Rabin, N. D. Bui, K. Wang, Y. Yu, L. Jiang, and M. A. Alipour, “On the generalizability of neural program models with respect to semantic-preserving program transformations,” *Information and Software Technology (IST)*, vol. 135(106552), pp. 1–13, 2021.
- [12] A. Jha and C. K. Reddy, “Codeattack: Code-based adversarial attacks for pre-trained programming language models,” in *Proceedings of the AAAI Conference on Artificial Intelligence*, vol. 37, no. 12, 2023, pp. 14 892–14 900.
- [13] G. Ramakrishnan and A. Albarghouthi, “Backdoors in neural models of source code,” in *2022 26th International Conference on Pattern Recognition (ICPR)*. Los Alamitos, CA, USA: IEEE Computer Society, aug 2022, pp. 2892–2899.
- [14] Y. Wan, S. Zhang, H. Zhang, Y. Sui, G. Xu, D. Yao, H. Jin, and L. Sun, “You see what i want you to see: Poisoning vulnerabilities in neural code search,” in *Proceedings of the 30th ACM Joint European Software Engineering Conference and Symposium on the Foundations of Software Engineering*, ser. ESEC/FSE 2022. New York, NY, USA: Association for Computing Machinery, 2022, p. 1233–1245.
- [15] Y. Li, S. Liu, K. Chen, X. Xie, T. Zhang, and Y. Liu, “Multi-target backdoor attacks for code pre-trained models,” in *Proceedings of the 61st Annual Meeting of the Association for Computational Linguistics (Volume 1: Long Papers)*. Toronto, Canada: Association for Computational Linguistics, Jul. 2023, pp. 7236–7254.
- [16] S. Suneja, Y. Zheng, Y. Zhuang, J. A. Laredo, and A. Morari, “Probing model signal-awareness via prediction-preserving input minimization,” in *Proceedings of the 29th ACM Joint Meeting on European Software Engineering Conference and Symposium on the Foundations of Software Engineering (ESEC/FSE)*, 2021, pp. 945–955.
- [17] M. R. I. Rabin, V. J. Hellendoorn, and M. A. Alipour, “Understanding neural code intelligence through program simplification,” in *Proceedings of the 29th ACM Joint Meeting on European Software Engineering Conference and Symposium on the Foundations of Software Engineering (ESEC/FSE)*, 2021, pp. 441–452.
- [18] Z. Zhang, H. Zhang, B. Shen, and X. Gu, “Diet code is healthy: Simplifying programs for pre-trained models of code,” in *Proceedings of the 30th ACM Joint European Software Engineering Conference and Symposium on the Foundations of Software Engineering*, 2022, pp. 1073–1084.
- [19] M. Allamanis, “The adverse effects of code duplication in machine learning models of code,” in *Proceedings of the 2019 ACM SIGPLAN International Symposium on New Ideas, New Paradigms, and Reflections on Programming and Software (Onward!)*, 2019, pp. 143–153.
- [20] M. R. I. Rabin, A. Hussain, M. A. Alipour, and V. J. Hellendoorn, “Memorization and generalization in neural code intelligence models,” *Information and Software Technology (IST)*, vol. 153(107066), pp. 1–20, 2023.
- [21] Z. Yang, Z. Zhao, C. Wang, J. Shi, D. Kim, D. Han, and D. Lo, “What do code models memorize? an empirical study on large language models of code,” *arXiv preprint arXiv:2308.09932*, 2023.
- [22] H. Pearce, B. Ahmad, B. Tan, B. Dolan-Gavitt, and R. Karri, “Asleep at the keyboard? Assessing the security of GitHub Copilot’s code contributions,” in *Proceedings of the 2022 IEEE Symposium on Security and Privacy (SP)*, 2022, pp. 754–768.
- [23] H. Hajipour, T. Holz, L. Schönherr, and M. Fritz, “Systematically finding security vulnerabilities in black-box code generation models,” *arXiv preprint arXiv:2302.04012*, 2023.
- [24] R. Schuster, C. Song, E. Tromer, and V. Shmatikov, “You autocomplete me: Poisoning vulnerabilities in neural code completion,” in *30th USENIX Security Symposium (USENIX Security 21)*. USENIX Association, Aug.

2021, pp. 1559–1575.

- [25] Z. Sun, X. Du, F. Song, M. Ni, and L. Li, “CoProtector: Protect open-source code against unauthorized training usage with data poisoning,” in *Proceedings of the ACM Web Conference 2022*, ser. WWW ’22. New York, NY, USA: Association for Computing Machinery, 2022, p. 652–660.
- [26] H. Aghakhani, W. Dai, A. Manoel, X. Fernandes, A. Kharkar, C. Kruegel, G. Vigna, D. Evans, B. Zorn, and R. Sim, “TrojanPuzzle: Covertly poisoning code-suggestion models,” *arXiv preprint arXiv:2301.02344*, 2023.
- [27] Z. Yang, B. Xu, J. M. Zhang, H. J. Kang, J. Shi, J. He, and D. Lo, “Stealthy backdoor attack for code models,” 2023.
- [28] B. Tran, J. Li, and A. Madry, “Spectral signatures in backdoor attacks,” *Advances in neural information processing systems (NeurIPS)*, vol. 31, 2018.
- [29] B. Chen, W. Carvalho, N. Baracaldo, H. Ludwig, B. Edwards, T. Lee, I. Molloy, and B. Srivastava, “Detecting backdoor attacks on deep neural networks by activation clustering,” *arXiv preprint arXiv:1811.03728*, 2018.
- [30] C. Chen and J. Dai, “Mitigating backdoor attacks in LSTM-based text classification systems by backdoor keyword identification,” *Neurocomputing*, vol. 452, pp. 253–262, 2021.
- [31] F. Qi, Y. Chen, M. Li, Y. Yao, Z. Liu, and M. Sun, “ONION: A simple and effective defense against textual backdoor attacks,” in *Proceedings of the 2021 Conference on Empirical Methods in Natural Language Processing*. Online and Punta Cana, Dominican Republic: Association for Computational Linguistics, Nov. 2021, pp. 9558–9566.
- [32] A. Hussain, M. R. I. Rabin, T. Ahmed, B. Xu, P. Devanbu, and M. A. Alipour, “A survey of trojans in neural models of source code: Taxonomy and techniques,” *arXiv preprint arXiv:2305.03803*, 2023.
- [33] J. Li, Z. Li, H. Zhang, G. Li, Z. Jin, X. Hu, and X. Xia, “Poison attack and defense on deep source code processing models,” 2022.
- [34] Y. Zhou, S. Liu, J. Siow, X. Du, and Y. Liu, *Devign: Effective Vulnerability Identification by Learning Comprehensive Program Semantics via Graph Neural Networks*. Red Hook, NY, USA: Curran Associates Inc., 2019.
- [35] J. Svajlenko, J. F. Islam, I. Keivanloo, C. K. Roy, and M. M. Mia, “Towards a big data curated benchmark of inter-project code clones,” in *Proceedings of the 2014 IEEE International Conference on Software Maintenance and Evolution*, ser. ICSME ’14. USA: IEEE Computer Society, 2014, p. 476–480.
- [36] W. Wang, G. Li, B. Ma, X. Xia, and Z. Jin, “Detecting code clones with graph neural network and flow-augmented abstract syntax tree,” in *2020 IEEE 27th International Conference on Software Analysis, Evolution and Reengineering (SANER)*. Los Alamitos, CA, USA: IEEE Computer Society, feb 2020, pp. 261–271.
- [37] Y. H. Dovoedo and S. Chakraborti, “Boxplot-based outlier detection for the location-scale family,” *Communications in Statistics—Simulation and Computation*, 2015.
- [38] F. T. Liu, K. M. Ting, and Z.-H. Zhou, “Isolation forest,” in *Eighth IEEE International Conference on Data Mining*, 2008, pp. 413–422.
- [39] P. J. Rousseeuw, “Least median of squares regression,” *Journal of the American Statistical Association*, vol. 79, no. 388, pp. 871–880, 1984.
- [40] S. Lu, D. Guo, S. Ren, J. Huang, A. Svyatkovskiy, A. Blanco, C. Clement, D. Drain, D. Jiang, D. Tang, G. Li, L. Zhou, L. Shou, L. Zhou, M. Tufano, M. GONG, M. Zhou, N. Duan, N. Sundaresan, S. K. Deng, S. Fu, and S. LIU, “CodeXGLUE: A machine learning benchmark dataset for code understanding and generation,” in *Thirty-fifth Conference on Neural Information Processing Systems Datasets and Benchmarks Track (Round 1)*, 2021.
- [41] Y. Wang, W. Wang, S. Joty, and S. C. Hoi, “CodeT5: Identifier-aware unified pre-trained encoder-decoder models for code understanding and generation,” in *Proceedings of the 2021 Conference on Empirical Methods in Natural Language Processing*. Online and Punta Cana, Dominican Republic: Association for Computational Linguistics, Nov. 2021, pp. 8696–8708.
- [42] F. Pedregosa, G. Varoquaux, A. Gramfort, V. Michel, B. Thirion, O. Grisel, M. Blondel, P. Prettenhofer, R. Weiss, V. Dubourg, J. Vanderplas, A. Passos, D. Cournapeau, M. Brucher, M. Perrot, and E. Duchesnay, “Scikit-learn: Machine learning in Python,” *Journal of Machine Learning Research*, vol. 12, pp. 2825–2830, 2011.
- [43] W. Sun, Y. Chen, G. Tao, C. Fang, X. Zhang, Q. Zhang, and B. Luo, “Backdooring neural code search,” in *Proceedings of the 61st Annual Meeting of the Association for Computational Linguistics (Volume 1: Long Papers)*. Toronto, Canada: Association for Computational Linguistics, Jul. 2023, pp. 9692–9708.
- [44] Y. Liu, M. Ott, N. Goyal, J. Du, M. Joshi, D. Chen, O. Levy, M. Lewis, L. Zettlemoyer, and V. Stoyanov, “RoBERTa: A robustly optimized BERT pretraining approach,” *International Conference on Learning Representations (ICLR)*, OpenReview.net, 2020.
- [45] M. Lewis, Y. Liu, N. Goyal, M. Ghazvininejad, A. Mohamed, O. Levy, V. Stoyanov, and L. Zettlemoyer, “BART: Denoising sequence-to-sequence pre-training for natural language generation, translation, and comprehension,” in *Proceedings of the 58th Annual Meeting of the Association for Computational Linguistics*. Online: Association for Computational Linguistics, Jul. 2020, pp. 7871–7880.
- [46] Z. Feng, D. Guo, D. Tang, N. Duan, X. Feng, M. Gong, L. Shou, B. Qin, T. Liu, D. Jiang, and M. Zhou, “CodeBERT: A pre-trained model for programming and natural languages,” in *Findings of the Association for Computational Linguistics: EMNLP*. Online: Association for

- Computational Linguistics, 2020, pp. 1536–1547.
- [47] W. Ahmad, S. Chakraborty, B. Ray, and K.-W. Chang, “Unified pre-training for program understanding and generation,” in *Proceedings of the 2021 Conference of the North American Chapter of the Association for Computational Linguistics: Human Language Technologies*. Online: Association for Computational Linguistics, Jun. 2021, pp. 2655–2668.
 - [48] J. Devlin, M.-W. Chang, K. Lee, and K. Toutanova, “BERT: Pre-training of deep bidirectional transformers for language understanding,” in *Proceedings of the North American Chapter of the Association for Computational Linguistics: Human Language Technologies, Volume 1*. Minneapolis, Minnesota: Association for Computational Linguistics, 2019, pp. 4171–4186.
 - [49] A. Vaswani, N. Shazeer, N. Parmar, J. Uszkoreit, L. Jones, A. N. Gomez, L. u. Kaiser, and I. Polosukhin, “Attention is all you need,” in *Proceedings of the 31st International Conference on Neural Information Processing Systems, Part of Advances in Neural Information Processing Systems, Volume 30*, ser. NIPS 2017. Red Hook, NY, USA: Curran Associates Inc., 2017, pp. 5998–6008.
 - [50] Y. Liu, J. Gu, N. Goyal, X. Li, S. Edunov, M. Ghazvininejad, M. Lewis, and L. Zettlemoyer, “Multilingual denoising pre-training for neural machine translation,” *Transactions of the Association for Computational Linguistics*, vol. 8, pp. 726–742, 2020.
 - [51] C. Raffel, N. Shazeer, A. Roberts, K. Lee, S. Narang, M. Matena, Y. Zhou, W. Li, and P. J. Liu, “Exploring the limits of transfer learning with a unified text-to-text transformer,” *The Journal of Machine Learning Research*, vol. 21, no. 1, pp. 5485–5551, 2020.
 - [52] S. Qi, Y. Yang, S. Gao, C. Gao, and Z. Xu, “Badcs: A backdoor attack framework for code search,” *arXiv preprint arXiv:2305.05503*, 2023.
 - [53] Y. Li, Y. Jiang, Z. Li, and S.-T. Xia, “Backdoor learning: A survey,” *IEEE Transactions on Neural Networks and Learning Systems*, 2022.
 - [54] X. Chen, A. Salem, D. Chen, M. Backes, S. Ma, Q. Shen, Z. Wu, and Y. Zhang, “BadNL: Backdoor attacks against nlp models with semantic-preserving improvements,” in *Annual computer security applications conference*, 2021, pp. 554–569.
 - [55] K. Chen, Y. Meng, X. Sun, S. Guo, T. Zhang, J. Li, and C. Fan, “BadPre: Task-agnostic backdoor attacks to pre-trained NLP foundation models,” in *International Conference on Learning Representations*, 2022.
 - [56] K. Liu, B. Dolan-Gavitt, and S. Garg, “Fine-pruning: Defending against backdooring attacks on deep neural networks,” in *International symposium on research in attacks, intrusions, and defenses*. Springer, 2018, pp. 273–294.
 - [57] Z. Liu, B. Shen, Z. Lin, F. Wang, and W. Wang, “Maximum entropy loss, the silver bullet targeting backdoor attacks in pre-trained language models,” in *Findings of the Association for Computational Linguistics: ACL 2023*. Toronto, Canada: Association for Computational Linguistics, Jul. 2023, pp. 3850–3868.
 - [58] L. Pang, T. Sun, H. Ling, and C. Chen, “Removing backdoor behaviors with unlabeled data,” in *ICLR 2023 Workshop on Backdoor Attacks and Defenses in Machine Learning*, 2023.
 - [59] Y. Li, X. Lyu, N. Koren, L. Lyu, B. Li, and X. Ma, “Anti-backdoor learning: Training clean models on poisoned data,” *Advances in Neural Information Processing Systems*, vol. 34, pp. 14 900–14 912, 2021.