

Transitions of Solutions and Their Efficiency

Gleb Polevoy¹

Paderborn University, Paderborn, Germany

Abstract. We broaden the basis of non-cooperative game theory by considering miscoordination on a solution concept. For any solution concept, we extend the solution set of a strategic-form game to a transition set. This set contains profiles where various agents simultaneously follow different solutions, e.g. different Nash equilibria. This models the fact that in practice, complicated agents are rarely perfectly coordinated on the same equilibrium. We define two efficiency measures, called the price of transition anarchy and stability, and bound them. We also refine the notion of transition to the notion of limited transition, where only a limited number of solutions is simultaneously played, and to stable transitions, which allow for only minor lack of coordination. We compare the above mentioned efficiency measures and bound the efficiency of transitions in important cases, including the important cases of constant-sum and potential games, which span the set of finite games with the same number of strategies for each agent. We also prove tight efficiency bounds for routing games and coordination games on graphs. Finally, we study algorithms to find the transition degree required to make a given profile a transition, or to render all the profiles transitions. We conclude that for the sake of efficiency, it is crucial to avoid uncoordinated transitions, besides certain cases, such as constant-sum games, identical utility games, some types of routing games, limited transitions in potential games, and stable transitions in coordination games.

1 Introduction

Many solution concepts, such as Nash equilibria, impose unrealistic assumptions. First, much of non-cooperative game theory studies existence and properties of solutions that describe either steady states or rationally deduced profiles [24, Section 1.5]. However, steady states require remembering history, while rational deduction of, say, Nash equilibria (NE) often requires belief assumptions that are not easy to satisfy, as shown in [24, Section 5.4] and [28, Chapter 4]. This problem suggests considering profiles requiring less belief assumptions.

An important practical problem with assuming a single solution (instance of the given solution concept) is that people often move from one modus operandi (equilibrium) to another not simultaneously. For instance, some people may become economically and politically active, while the others are still used to the old life style with less personal power and responsibility. Also the changes in the concept of marriage make various people have different perceptions of marriage. Various road networks allow for different equilibrium flows [4], and different drivers choose their path according to their own expectations. Assuming a single solution is also problematic when the agents are

not coordinated in their actions, as described in [17, Chapter 12]. These examples suggest how to modify the definition of a solution to describe the actual behavior.

The examples of lack of synchronization on a solution call for formalizing the scenario of various agents taking actions from not necessarily the same solution and analysing the efficiency repercussions of such actions. Since we are not aware of any analysis of profiles that can be seen as transitions from one solution to another, we define the natural meta-solution concept of transition, which relaxes the belief and coordination assumptions. We also refine this broad meta-solution concept, to make it realistic, and study the social welfare when the agents play accordingly. We model a static situation of different players playing various solutions, without analysing the dynamics that may accompany playing the transitions. Such dynamics would depend on what the agents know and how they decide on their actions and are beyond our scope. Given (any) solution set, a *transition* is a profile where every agent acts according to one of the solutions (e.g., one of the Nash equilibria), but not necessary everyone follows the same solution. This also remedies the above-mentioned problem of belief assumptions required for solution concepts such as Nash equilibrium, since here, a player does not need to know what the others do or used to do.

A transition profile exists by definition, provided at least one solution exists, which we always assume. We study the social efficiency of the worst (best) transition profiles, relatively to the maximum possible efficiency. We call this ratio *the price of transition anarchy (stability)*, inspired by the celebrated price of anarchy [15,16] and stability [35,1]. Since the concept of a transition is more realistic than its underlying solution concept, so is the price of transition anarchy, and it models the worst decrease caused by lack of knowledge or by miscoordination. The price of transition stability can be seen as the socially best situation where all the agents think they are playing an equilibrium. This can result from a mischievous coordination, when everyone thinks he is proposed an equilibrium strategy, but the whole profile is not an equilibrium. The best transition is also the best profile that can result from lack of coordination.

Sometimes, agents can only choose between few solutions. For example, only a few equilibrium flows are well known to agents or suggested by the routing systems. In order to model partial incoordination, we refine the notion of transition and our efficiency results to the so called *limited transitions* that describe agents following a predefined number of solutions, and define the appropriate notions of their efficiency. We also model that the most realistic transitions require every sub-optimally acting player be rendered optimal by some other player's improvement, since otherwise, this sub-optimally acting player would have improved. This also represents that lack of clarity as to what the other players might do. We call such profiles *stable transitions* and analyse their structure and improved efficiency for coordination games.

This paper considers only pure solutions. We define the notion of transition and the corresponding efficiency measures in Section 2. We refine the notion of transition by defining limited transitions in Section 2.1 and stable transitions in Section 2.2. We provide general efficiency bounds in Section 3. Additional bounds for the central solution concept of Nash equilibrium appear in Section 4, closely analysing the important cases of constant-sum and potential games. Since a finite game with the same number of strategies per each agent can be decomposed to zero-sum and a potential game, this

allows to prove a bound on a general game as well, a bound that depends on how close the given game is to a potential game. We prove tight efficiency guarantees for routing games in Section 5 and study stable transitions in Section 6. We then study algorithmic questions in Section 7. The related literature is described in Section 8 and we conclude in Section 9. Appendix Section A presents the proofs and examples omitted from the body of the paper, and Section B describes how to use the decomposition of a game into zero-sum and potential games to bound its efficiency.

This work broadens the basis of non-cooperative game theory by defining practically important extensions of solutions to games and bounding their efficiency, thereby laying the basis for realistic analysis of important interactions.

2 Model

Consider a strategic form **game** $G = (N, S = S_1 \times S_2 \times \dots \times S_n, (u_i)_{i=1, \dots, n})$, where $N = \{1, \dots, n\}$ is the set of agents, S_i is agent i 's strategy set and $u_i: S \rightarrow \mathbb{R}$ is agent i 's utility function. The **solutions**, forming a **solution set**, are a set of strategy profiles $D \subseteq S$, defined for a game by a rule called **a solution concept**. For example, one of the most famous solution sets is the **the Nash equilibria**, denoted NE,¹ which constitute the following set of strategy profiles. A Nash equilibrium [20] of G is a strategy profile $s = (s_1, \dots, s_n) \in S_1 \times \dots \times S_n = S$ such that

$$\forall i \in N, \forall s'_i \in S_i : u_i(s) \geq u_i(s'_i, s_{-i}), \quad (1)$$

where $s_{-i} \triangleq (s_1, \dots, s_{i-1}, s_{i+1}, s_n)$.

We now relax a solution concept, expressing the idea that some agents act according to one solution, while others act according to, perhaps, different solutions. This models movement between solutions or incoordination on a solution.

Definition 1 *Given a solution set $D \subseteq S$, define a **transition** as any profile $s = (s_1, \dots, s_n) \in S$ such that for each $i \in N$, there exists a solution $d(s, i) = (d_1, \dots, d_n) \in D$, such that $s_i = d_i$. Denote the set of all the transitions to be $T(D) \subseteq S$, the **transition set**.*

A set of profiles is a transition set (of some solution set) if and only if it is a Cartesian product. Indeed, by definition, $T(D)$ is the Cartesian product of the projections of the solution set, $D_i = \{d_i | \exists d = (d_1, \dots, d_n) \in D\}$. For example, in a symmetric game, all the projections of the Nash equilibria set are identical. In the other direction, any Cartesian product is a transition set of itself.

By definition, $D \subseteq T(D)$, since a player playing a transition can pick an action from any solution, regardless the other players. Taking transitions is idempotent, i.e. if we define a new solution set as $T(D)$, then $T(T(D)) = T(D)$.

$T(D) = D$ if and only if D is a product set. For example, for the game of Matrix (2), $\text{NE} = \{(I, 1), (II, 2)\}$, while $T(\text{NE}) = S$. On the other hand, solution sets such as

¹ In text, NE also abbreviates the words ‘‘Nash equilibrium(a)’’, when no confusion with the notation of the set arises.

rational choices [28, Definition 2.4.5] are by definition products of sets, and, therefore, $T(\text{rational choices}) = \text{rational choices}$.

$$\begin{array}{c|c|c} & 1 : & 2 : \\ \hline I : & (a, a) & (0, 0) \\ \hline II : & (0, 0) & (a, a) \end{array} \quad (2)$$

$T(D) \neq \emptyset \iff D \neq \emptyset$, which we always assume. Computing $T(D)$ means finding all the projections of D .

In order to measure efficiency, call the total utility in a strategy profile $s \in S$ the **social welfare**, i.e. $\text{SW}(s) \triangleq \sum_{i \in N} u_i(s)$. Inspired by the notions of the price of anarchy [15,16,27] and the price of stability [35,1], which compare the least or the largest possible social welfare in a solution to the maximum possible social welfare, we compare the least or the largest possible social welfare in a transition with the maximum possible social welfare. Formally,² $\text{PoA} \triangleq \frac{\min_{s \in D} \text{SW}(s)}{\max_{s \in S} \text{SW}(s)}$ and $\text{PoS} \triangleq \frac{\max_{s \in D} \text{SW}(s)}{\max_{s \in S} \text{SW}(s)}$. (For cost-minimization, $\text{PoA} \triangleq \frac{\max_{s \in D} \text{SC}(s)}{\min_{s \in S} \text{SC}(s)}$ and $\text{PoS} \triangleq \frac{\min_{s \in D} \text{SC}(s)}{\min_{s \in S} \text{SC}(s)}$, where the social cost is defined as $\text{SC}(s) \triangleq \sum_{i \in N} c_i(s)$.) We now define

Definition 2 Define *the price of transition anarchy* (PoTA) to be the ratio of the least possible social welfare in a transition to the maximum possible social welfare, i.e. $\text{PoTA} \triangleq \frac{\min_{s \in T(D)} \text{SW}(s)}{\max_{s \in S} \text{SW}(s)}$. (In the case of cost-minimization, $\text{PoTA} \triangleq \frac{\max_{s \in T(D)} \text{SC}(s)}{\min_{s \in S} \text{SC}(s)}$.)

Let *the price of transition stability* (PoTS) be the ratio of the largest possible social welfare in a transition to the maximum possible social welfare, i.e. $\text{PoTS} \triangleq \frac{\max_{s \in T(D)} \text{SW}(s)}{\max_{s \in S} \text{SW}(s)}$. (For cost-minimization, we define $\text{PoTA} \triangleq \frac{\min_{s \in T(D)} \text{SC}(s)}{\min_{s \in S} \text{SC}(s)}$.)

If the minima or maxima are not always attained, they should be replaced with infima or suprema, respectively. All the statements we prove keep holding in this general case. This holds also for the refinements in the following subsections, which model the practical limitations on the complete lack of coordination that transitions allow.

2.1 Limited Transitions

The assumption that any player will merely act according to her strategy in some solution regarding the other players is broad and therefore safe, but in some situations, there are only few reasonable solutions to choose from, allowing us refine the model and increase the predictive capability. Intuitively, transitions allow for a complete lack of coordination in choosing the solution according to which to act, while choosing a complete solution allows for no lack of coordination here, since everyone is coordinated on the chosen solution. We now refine these two concepts to allow for a partial lack of coordination.

² We reverse the usual ratio to work with prices between 0 and 1.

Definition 3 Let m be a natural number. Given a solution set $D \subseteq S$, define an *m -transition* as any profile $s = (s_1, \dots, s_n) \in S$ such that there exist at most m solutions $D(s) \subseteq D$, perhaps dependent on s , and for each $i \in N$, there exists a solution $d(s, i) = (d_1, \dots, d_n) \in D(s)$, such that $s_i = d_i$. Denote the set of all the m -transitions to be $T(D, m) \subseteq T(D) \subseteq S$, the *m -transition set*. The minimum m such that a given transition is an m -transition is called the *transition degree* of a transition.

We have $D \subseteq T(D, m) \subseteq T(D)$, and fully written, $D = T(D, 1) \subseteq T(D, 2) \subseteq \dots \subseteq T(D, n-1) \subseteq T(D, n) = T(D)$. Unlike with the transition set $T(D)$, the m -transition $T(D, m)$ is not idempotent, namely $T(T(D, m), m') = T(D, m \cdot m')$.

This definition automatically allows to refine the price of transition anarchy and stability to the price of m -transition anarchy and stability. Namely, $m - \text{PoTA} \triangleq \frac{\min_{s \in T(D, m)} \text{SW}(s)}{\max_{s \in S} \text{SW}(s)}$ and $m - \text{PoTS} \triangleq \frac{\max_{s \in T(D, m)} \text{SW}(s)}{\max_{s \in S} \text{SW}(s)}$. (For cost-minimization, $m - \text{PoTA} \triangleq \frac{\max_{s \in T(D, m)} \text{SC}(s)}{\min_{s \in S} \text{SC}(s)}$ and $m - \text{PoTS} \triangleq \frac{\min_{s \in T(D, m)} \text{SC}(s)}{\min_{s \in S} \text{SC}(s)}$.)

2.2 Stable Transitions

Despite the applicability of the following definitions to any solution concepts, we consider stable transitions of Nash equilibria. A transition allows for any combination of solutions. Consider the expressive example of coordinating choices of the (graph) coordination game [2]. The players are identifies with the nodes, and the strategies of a node are the colours from its own predefined set of colours. The utility of a node is the number of its neighbours that have chosen the same colour as the node itself has. If every node has only two possible colours, $\{r, b\}$, then regardless the topology of the underlying graph, there exist at least the following Nash equilibria: everyone picks r , or everyone picks b . Thus, even the set of 2-transitions contains all the possible strategy profiles, which is very permissive.

In order to improve the predictive power of the solution set in this and similar cases, let us restrict the transitions to be realistic. Ex-ante, a player may prefer only the transitions where she plays an equilibrium that yields her most utility, while ex-post, a transition where a player can increase her utility, regardless the others' unilateral improvements, seems unstable. The first restriction is less practical, since you can play an equilibrium where you're not well off, provided you believe that is going to be played. Additionally, in the example of the bi-colour coordination game above, both mentioned Nash equilibria yield equal maximum utility to everyone, so this refinement would not restrict the transition set there anyway. Instead, we now model the ex-post limitation.

Definition 4 Given a solution set $D \subseteq S$, a *stable transition* s is a transition of D where for any not best-responding player i there is a non best-responding player j that has a best response that would render i 's original strategy to be a best response. In formulas,

$$\forall i \in N, \text{ such that } s_i \notin \text{BR}(s_{-i}), \\ \exists j \in N, \text{ such that } s_j \notin \text{BR}(s_{-j}) \text{ and } \exists \hat{s}_j \in \text{BR}(s_{-j}), \text{ such that } s_i \in \text{BR}(\hat{s}_j, s_{-\{i, j\}}).$$

We call the set of all the stable transitions the *stable transitions set*, $ST(D)$.

This definition can be generalised to multiple such players j , and the results of the whole paper can be generalised accordingly. However, this generalisation is no strengthening, namely $(m + 1) - SE(D) \not\subseteq m - ST(D)$.

We have $D \subset ST(D) \subset T(D) \subset S$. Like transitions, applying stable transitions are idempotent, i.e. $ST(ST(D)) = ST(D)$, since $ST(ST(D)) \subseteq ST(D)$, and since no new constraints are applied, we obtain the equality.

We immediately refine the efficiency concepts for the price of stable transition anarchy PoSTA and stability PoSTS, as follows. PoSTA $\triangleq \frac{\min_{s \in ST(D)} SW(s)}{\max_{s \in S} SW(s)}$ and PoSTS $\triangleq \frac{\max_{s \in ST(D)} SW(s)}{\max_{s \in S} SW(s)}$.

3 Bounding Efficiency of Transitions

We start with an efficiency bound, requiring the transition to be both limited and stable. We assume in the next theorem that the players interact in pairs, so we first define a polymatrix game [6].

Definition 1. A *polymatrix game* on players N with strategy sets $(S_i)_{i \in N}$ has the following utilities. Given the matrices $U_{i,j} \in \mathbb{R}^{S_i \times S_j}$ for each $i \neq j \in N$, we have $u_i \triangleq \sum_{j \in N \setminus \{i\}} U_{i,j}(s_i, s_j)$.

We also assume a special symmetry of the polymatrix game, which is not the standard one, but is rather defined as follows.

Definition 2. A *polymatrix game is symmetric* if

1. for every player $i \in N$, $U_{i,j} = U_{i,k}, \forall j, k \in N \setminus \{i\}$;
2. and for all players $i \in N$, the following monotonicity holds: $SW(s) \geq SW(t) \Rightarrow u_i(s) \geq u_i(t)$.

In words, first we fix a player, and then all the other players contribute to her equally. Second, we demand that if one profile is socially better than another profile, than so relate also the utilities of each player in those profiles. We also define a strategy profile $s \in S$ *symmetric*, if $s_1 = \dots = s_n$, and a set of profiles $D \subset S$ is *symmetric* if every $s \in D$ is symmetric.

We will need the natural regularity condition on a polymatrix game, ensuring that in a transition, fixing some constituent solution s , no player's unilateral deviation counted twice increases another player's utility by more than what other player received in total from all the players not playing s .

Definition 3. A *polymatrix game* $G = (N, S = S_1 \times S_2 \times \dots \times S_n, U_{i,j} \in \mathbb{R}^{S_i \times S_j})$ is called *regular*, if the following holds for any transition t . Denote the players playing some solution d in t , by $P(d)$, namely $P(d) \triangleq \{i \in N : t_i = d_i\}$. Then, for any solution s , any player $j \in N$ and any player $i \neq P(s)$ there holds $\sum_{k \neq (P(s) \cup \{i\})} U_{i,k}(s_i, t_k) \geq 2 \max_{x_i \in S_i, y_j \in S_j} \{U_{i,j}(x_i, y_j, t_{-\{i,j\}})\}$.

We are now ready to formulate and prove the theorem.

Theorem 1. *Given any symmetric solution set $D \subset S$ of a nonnegative polymatrix symmetric regular game, $m - \text{PoSTA} \geq \text{PoA} / m$.*

We first describe the main ideas of the proof:

Single users to SW: It is enough to prove that any player's utility in a transition is at least $1/m$ from her utility in some constituent solution, since part 2 of stability allows carrying this over to social welfare.

m -limited and symmetry imply the claim, if the player best responds: The fact that we consider an m -limited transition and assume symmetry implies that any player's utility in that transition is at least $1/m$ of her utility in some constituent solution, if she best responds.

Otherwise, stability and regularity help: If the player in question does not best respond, then the stability of the transition implies that player best responds to a slightly perturbed profile, and regularity allows us conclude the claim.

Proof: Fix any transition t and any player $i \in N$. It suffices to prove that $u_i(t) \geq (1/m)u_i(s(i))$ for some solution $s(i) \in D$, perhaps depending on i . Indeed, then, $\text{SW}(t) = \sum_{i \in N} u_i(t) \geq (1/m) \sum_{i \in N} u_i(s(i))$, and part 2 of symmetry will imply that $(1/m) \sum_{i \in N} u_i(s(i)) \geq (1/m) \sum_{i \in N} u_i(\hat{s})$, where $\hat{s} \triangleq \text{argmin}_{i \in N} \text{SW}(s(i))$. Finally, recall that $(1/m) \sum_{i \in N} u_i(\hat{s}) = (1/m) \text{SW}(\hat{s})$.

Since $t \in T(D, m)$, namely an m -transition, D is symmetric and G is a nonnegative polymatrix symmetric game (here part 1 of symmetry matters), there is a solution s , such that players $P(s)$ contribute to i at least $1/m$ of $u_i(s)$, if i plays s_i . If $u_i(t) \geq (1/m)u_i(s)$ holds as well, we are done.

Now assume to the contrary that $u_i(t) < (1/m)u_i(s)$. Then, $t_i \notin \text{BR}(t_{-i})$, so we may employ the stability of the transition. Namely, $t \in \text{ST}(D) \Rightarrow \exists j \in N$, such that $t_j \notin \text{BR}(t_{-j})$ and $\exists \hat{t}_j \in \text{BR}(t_{-j})$, such that $t_i \in \text{BR}(\hat{t}_j, t_{-\{i,j\}})$. We may assume $i \notin P(s)$, since otherwise we would have $u_i(t) \geq (1/m)u_i(s)$, as the game is nonnegative and polymatrix. Now, the best u_i player i can achieve against t_{-i} is at least $\sum_{k \neq (P(s) \cup \{i\})} U_{i,k}(s_i, t_k) + (1/m)u_i(s)$. Therefore, the highest attainable u_i against $(t_{-\{i,j\}}, \hat{t}_j)$ is at least $\sum_{k \neq (P(s) \cup \{i\})} U_{i,k}(s_i, t_k) + (1/m)u_i(s) - \max_{x_i \in S_i, y_j \in S_j} \{U_{i,j}(x_i, y_j, t_{-\{i,j\}})\}$, to account for the disturbance of j 's deviation from t_j to \hat{t}_j . Since $t_i \in \text{BR}(\hat{t}_j, t_{-\{i,j\}})$, we conclude that $u_i(t_{-j}, \hat{t}_j) \geq \sum_{k \neq (P(s) \cup \{i\})} U_{i,k}(s_i, t_k) + (1/m)u_i(s) - \max_{x_i \in S_i, y_j \in S_j} \{U_{i,j}(x_i, y_j, t_{-\{i,j\}})\} \Rightarrow u_i(t) \geq \sum_{k \neq (P(s) \cup \{i\})} U_{i,k}(s_i, t_k) + (1/m)u_i(s) - 2 \max_{x_i \in S_i, y_j \in S_j} \{U_{i,j}(x_i, y_j, t_{-\{i,j\}})\}$, accounting once more for the disturbance of j 's deviation from t_j to \hat{t}_j . Finally, regularity implies the last expression is at least $(1/m)u_i(s)$, contradictory to the assumption $u_i(t) < (1/m)u_i(s)$. ■

Since we define transitions as combinations of solutions, it is natural to ask whether there is a connection between the efficiency of solution and that of transitions, namely, between the prices of anarchy and stability and the prices of transition anarchy and stability. Since the price of anarchy considers a worst possible solution, and the price of stability considers the best possible one, we conclude:

Observation 1

$$\text{PoTA} \leq \text{PoA}, \quad \text{PoTS} \geq \text{PoS}$$

The simple proof appears in the appendix.

In the opposite directions, since transitions allow for arbitrary picking of solutions by various players, there seems to be no reason for lower (upper) guarantees on the price of transition anarchy (stability) to carry over from the guarantees for the solutions, unless the game is insensitive to lack of coordination. We first formally exemplify that guarantees indeed do not carry over (Examples 2 and 3 in the appendix), and then define conditions that do make the guarantees carry over.

In the requirements that would allow stating something about the efficiency of transitions based on the efficiency of the underlying solutions, we can either look at how the coordination of strategy choices influences *social welfare*, or concentrate on the influence on *individual utilities*. We begin with the sensitivity of social welfare to coordination between the strategic choices of the agents.

Observation 2 *Let α be at least 1. For any game $G = (N, S, (u_i)_{i=1,\dots,n})$ with a solution set $D \subseteq S$, if $\min_{s \in T(D)} \text{SW}(s) \geq \min_{t \in D} \text{SW}(t)/\alpha$, then*

$$\text{PoTA} \geq \text{PoA} / \alpha. \quad (3)$$

If $\max_{s \in T(D)} \text{SW}(s) \leq \alpha \cdot \max_{t \in D} \text{SW}(t)$, then

$$\text{PoTS} \leq \alpha \cdot \text{PoS}. \quad (4)$$

This holds with equality if and only if the condition inequality holds with equality.

The immediate proof and a usage example appear in the appendix.

Observation 2 connects the efficiency of a solution set and its transition set using the dependency of the social welfare on coordination. We now also present a direct condition on the influence of coordination of the strategies on an individual player's utility that will allow connecting the efficiencies of a solution set and its transition set.

Definition 5 *Player i 's utility over profile set $A \subseteq S$ is α -lower (-upper) dependent on coordination if players taking strategies from various solutions can only decrease (increase) i 's utility within the factor of $\alpha \geq 1$. Formally, the lower dependency means*

$$\min_{s \in T(A)} u_i(s) \geq \min_{t \in A} u_i(t) / \alpha, \quad (5)$$

and the upper dependency means

$$\max_{s \in T(A)} u_i(s) \leq \alpha \cdot \max_{t \in A} u_i(t). \quad (6)$$

Having Definition 5 for all $i \in N$ over the solution set does not imply an α ratio between the transition efficiency measures and the PoA and PoS, because a transition profile can be composed such that each agent's strategy is taken from a solution where that agent obtains the lowest possible utility, while that can be not the case for any solution profile. In order to be able to infer something about the PoTA and PoTS, we need the following condition connecting variations in an agent's utilities with variations in social welfare in various solutions.

Definition 6 *The utility of agent i is β varied over $A \subseteq S$ if for all profiles s, t in A ,*

$$SW(s) \geq SW(t) \Rightarrow u_i(s) \geq u_i(t)/\beta. \quad (7)$$

With Definitions 5 and 6 at hand, we are finally able to connect the prices of transition anarchy and stability with the prices of anarchy and stability.

Proposition 1. *Consider a game $G = (N, S, (u_i)_{i=1, \dots, n})$ with a solution set $D \subseteq S$, such that over D , the utility of every player i is β varied and α -lower dependent on coordination, then*

$$PoTA \geq PoA / (\alpha\beta). \quad (8)$$

If for every player i , its utility over D is β varied and α -upper dependent on coordination, then

$$PoTS \leq \alpha\beta PoS. \quad (9)$$

The proof and usage examples appear in the appendix.

We have presented two kinds of conditions that allow connecting the efficiency of transitions with the efficiency of their respective solutions: a condition on the social welfare (Observation 2) and a condition on an agent's utility (Definition 5).

3.1 Efficiency of Limited Transitions

Observations 1 and 2 keep holding when we say $m - PoTA$ and $m - PoTS$ instead of $PoTA$ and $PoTS$, respectively. We can also generalize Definition 5 to the limited transition sets, where the players may pick every time between at most m different solutions. This generalization allows to correspondingly generalize Proposition 1, too.

We now observe an implication of the influence of having more solutions compose a transition on the social welfare.

Observation 3 *In game G with a solution set $D \subseteq S$, if $\min_{s \in T(A, i+1)} SW(s) \geq \min_{t \in T(A, i)} SW(t) / \alpha_i$ holds for each $i = 1, \dots, m - 1$, then*

$$m - PoTA \geq PoA / \left(\prod_{i=1}^{m-1} \alpha_i \right). \quad (10)$$

In particular, $PoTA \geq PoA / (\prod_{i=1}^{m-1} \alpha_i)$.

If $\max_{s \in T(A, i+1)} SW(s) \leq \alpha_i \max_{t \in T(A, i)} SW(t)$ for each $i = 1, \dots, m - 1$, then

$$m - PoTS \leq \left(\prod_{i=1}^{m-1} \alpha_i \right) PoS, \quad (11)$$

and, as a special case, $PoTS \leq (\prod_{i=1}^{m-1} \alpha_i) PoS$.

Any of these statements holds as equality if and only if the condition holds as equality at each transition degree $1, \dots, m - 1$.

Proof: The proof follows by an inductive application of the condition for $i = m - 1, \dots, 1$, reducing the transition degree in each step. ■

Example 6 in the appendix demonstrates using this observation.

The following definition brings a condition on how players adopting their strategy from another solution can influence the individual utility of a player.

Definition 7 *Player j 's utility over A at transition degree m is α -lower-dependent on the transition degree if*

$$\min_{s \in T(A, m+1)} u_j(s) \geq \min_{t \in T(A, m)} u_j(t) / \alpha. \quad (12)$$

Analogously, it is called α -upper-dependent on the transition degree if

$$\max_{s \in T(A, m+1)} u_j(s) \leq \alpha \max_{t \in T(A, m)} u_j(t). \quad (13)$$

This definition, together with Definition 6, lets us prove (see appendix)

Proposition 2. *Consider a game $G = (N, S, (u_i)_{i=1, \dots, n})$ with a solution set $D \subseteq S$, such that the utility of every player i is β varied over D , and it is α -lower dependent on the transition degree over D at transition degrees $i = 1, \dots, m - 1$. Then,*

$$m - \text{PoTA} \geq \text{PoA} / \left(\prod_{i=1}^{m-1} \alpha_i \beta \right). \quad (14)$$

If for every player i , its utility is β varied over D , and α -upper dependent on the transition degree over D at transition degrees $i = 1, \dots, m - 1$, then,

$$m - \text{PoTS} \leq \left(\prod_{i=1}^{m-1} \alpha_i \right) \beta \text{PoS}. \quad (15)$$

We exemplify the usage of this proposition in Example 6 in the appendix.

In Example 6, Observation 3 provides a tight bound, which is, in particular, tighter than the bound provided by Proposition 2. Observation 3 always provides a tight bound, given equality in its conditions. Still, Proposition 2 can be useful when its conditions are easier met.

4 Efficiency of Transitions of Nash Equilibria

This section specially treats the widely used case where the set of solutions is the set of Nash equilibria, denoted NE. All the results from this section for (general) transitions keep holding if we talk about limited transitions instead.

First, we observe

Observation 4 *If the best response strategies of any player i to the strategies s_{-i} of the others do not depend on those s_{-i} , then $\text{PoTA} = \text{PoA} = \text{PoS} = \text{PoTS} = 1$.*

Proof: Here, any transition of the Nash equilibria is also a Nash equilibrium, since the best responding still holds, so $T(\text{NE}) = \text{NE}$, implying the claim. ■

4.1 Constant-Sum and Potential Games

We now deal with two broad and intuitively opposite classes of games: *constant-sum* games, where the interests of the players are opposed, and *potential* games, where there is a common goal, namely, the potential function, which is optimized. Constant-sum games do not deteriorate from lack of coordination, since the total utility is anyway zero, while potential games, where agents, intuitively speaking, organize to maximize the potential function, can suffer from lack of coordination.

We analyse these two kinds of games, and then decompose a general game into these kinds. We immediately see that constant-sum games are insensitive to coordination.

Observation 5 *In a constant-sum game, every profile has equal social welfare. Thus, $\text{PoA} = \text{PoS} = \text{PoTS} = \text{PoTA} = 1$.*

In potential games, the social welfare can strongly deteriorate because of a transition. We tightly bound such a deterioration for *congestion* games, which are equivalent to the class of finite potential games [19, Theorems 3.1, 3.2]. We first remind the definition.

Definition 8 *A congestion game [19] is defined by a set of agent $N = \{1, \dots, n\}$, a set of resources $M = \{1, \dots, m\}$, a set of strategies $S = S_1 \times \dots \times S_n$, which are nonempty subsets of the resources, i.e. $S_i \subseteq 2^M \setminus \emptyset$, and cost functions of the resources, $\forall j \in M : c_j : \{1, \dots, n\} \rightarrow \mathbb{R}_+$.*

Next, for any strategy profile $s \in S$, let $n_j(s) \triangleq |\{i \in N : j \in s_i\}|$, and then we define the utility of agent i as $u_i(s) \triangleq \sum_{j \in s_i} c_j(n_j(s))$, finalizing the definition of the game.

We state the next efficiency bound for subadditive cost functions. Recall that

Definition 9 *A real-valued function f is **subadditive** if $f(x + y) \leq f(x) + f(y)$.*

Theorem 2. *In a congestion game with subadditive cost functions, $m - \text{PoTA} \leq m \text{PoA}$, and this is tight. The bound holds for any solution concept, not only NE.*

Proof: We shall prove an even stronger statement, which requires generalizing the idea of transition to any profiles, not only solutions, as follows.

Definition 10 *Given a strategic form game $G = (N, S = S_1 \times S_2 \times \dots \times S_n, (u_i)_{i=1, \dots, n})$, a **merge** of strategy profiles $D \subset S$ is any transition of the solution set D (i.e. when D is taken as the solution set). Similarly, the **merge set** is defined to be $T(D)$.*

We now prove that for a congestion game with subadditive cost functions, the social welfare of any merge is bounded by the sum of the total social welfare of the constituent profiles.

Lemma 1. *In a congestion game with subadditive cost functions, for any finite set of profiles D and any merge $t \in T(D)$, there holds $\text{SW}(t) \leq \sum_{s \in D} \text{SW}(s)$.*

Proof: Recall that $n_j(s)$ is the number of agents using resource j in profile $s \in S$. Fix $t \in T(D)$. There holds

$$\begin{aligned} \forall j \in M : n_j(t) &\leq \sum_{s \in D} n_j(s) \stackrel{\text{subadditivity}}{\Rightarrow} \forall j : c_j(n_j(t)) \leq \sum_{s \in D} c_j(n_j(s)) \\ &\Rightarrow \text{SW}(t) \leq \sum_{s \in D} \text{SW}(s). \end{aligned}$$

■

We now prove the theorem.

Lemma 1 with any m Nash equilibria (or other solutions) implies the bound.

We demonstrate the tightness on the following example. Consider an atomic routing game [23, Section 18.2.2] with n parallel edges with $c(x) = x$ cost functions between the source and the sink, and assume that everyone of the n players has to connect the source to the sink by an edge. Then, a profile is an equilibrium if and only if the chosen edges are distinct. Therefore, there exist $n!$ equilibria, each of which costs n , so the price of anarchy is 1. On the other hand, combining m equilibria where various agents take the same route can at worst make m of the n agents incur the cost of m each, thereby making the social cost become $m^2 + (n - m)$. Thus, the price of m -transition anarchy is $\frac{m^2 + (n - m)}{n}$, and for $m = n$, this becomes $n^2/n = n$, exactly $m = n$ times the price of anarchy. ■

The utilities in a finite game where each player has the same number of strategies can be decomposed to a zero-sum game and a potential game [5]. The details are deferred to Section B.

4.2 Particular Cases

We now study several neat bounds on the efficiency of transitions.

Games with Identical Utility Functions We prove the following where all the players have the same utility, i.e. $u_i \equiv u, \forall i \in N$.

Proposition 3. *For an identical utility game, the PoS = PoTS = 1, but the price of anarchy can be arbitrarily low, and the PoTA and even PoSTA can be arbitrarily low relatively to the PoA.*

Proof: Since the utilities are identical, any profile that maximizes the social welfare maximizes also every player's welfare, thereby being an NE. Therefore, PoS = 1, and, by Observation 1, PoTS \geq PoS = 1. This part also follows from Proposition 1, as Example 5 demonstrates. Actually, for two players, the equality of PoTS and PoS also follows from Proposition 4.

As to the arbitrarily low price of anarchy, consider the identical utility game described in Matrix (16), for $0 < \epsilon < a$. The set of Nash equilibria is $\{(\epsilon, \epsilon), (a, a)\}$, and the price of anarchy can be made arbitrarily low by choosing small enough ϵ . As for the PoTA and PoSTA, they are simply zero here.

	1 :	2 :	
I :	(ϵ, ϵ)	$(0, 0)$	
II :	$(0, 0)$	(a, a)	

(16)

■

Price of Stability For any solution concept, to have $\text{PoTS} \leq \alpha \text{PoS}$ ($\text{PoTA} \geq \text{PoA} / \alpha$) means that for any transition t there exists a solution s such that $\text{SW}(t) \leq \alpha \text{SW}(s)$ ($\text{SW}(t) \geq \text{SW}(s) / \alpha$). The bounding solution can happen to be one of the solutions composing the transition. Namely, if for each transition $t = (s_1, \dots, s_n) \in T(\text{NE})$, there exists $i \in N$ and $(s_i, d_{-i}) \in \text{NE}$, such that $\text{SW}(s) \leq \alpha \text{SW}((s_i, d_{-i}))$, then $\text{PoTS} \leq \alpha \text{PoS}$. By analogy, always having $i \in N$ and $(s_i, d_{-i}) \in \text{NE}$ such that $\text{SW}(s) \geq \text{SW}((s_i, d_{-i})) / \alpha$ would imply $\text{PoTA} \geq \text{PoA} / \alpha$. In particular,

Proposition 4. *In a two-player game, if for every $x, x' \in S_1$ there holds the implication*

$$\begin{aligned} u_1(x, y) \leq u_1(x', y) \text{ and } u_2(x, y) \leq u_2(x, y') \\ \Rightarrow \text{SW}(x, y) \leq \text{SW}(x', y) \text{ or } \text{SW}(x, y) \leq \text{SW}(x, y'), \end{aligned} \quad (17)$$

then we have $\text{PoTS} = \text{PoS}$.

The proof uses the definitions of transitions and NE.

Proof: Take any transition $(x, y) \in T(\text{NE})$. By the definition of a transition, there exist $x' \in S_1$ and $y' \in S_2$ such that (x', y) and (x, y') are Nash equilibria. By the definition of an NE, $u_1(x', y) \geq u_1(x, y)$ and $u_2(x, y') \geq u_2(x, y)$. Now, Eq. (17) implies that $\text{SW}(x, y) \leq \text{SW}(x', y)$ or $\text{SW}(x, y) \leq \text{SW}(x, y')$, which means that $\text{SW}(x, y)$ is upper bounded by the social welfare of at least one Nash equilibrium. Since (x, y) is any transition, this implies that $\text{PoTS} \leq \text{PoS}$. Together with the opposite inequality, given in Observation 1, we obtain $\text{PoTS} = \text{PoS}$. ■

Extensive Smoothness We now extend the notion of a smooth game used to bound the price of anarchy [34] to be able to bound the price of transition anarchy. We do not attempt to allow for the smoothness to be generalizable, because the notion transition allows only for pure profiles. We can take the solution set to be mixed or, say, correlated Nash equilibria, but the transitions themselves are not mixed, because they are intended to represent choices of strategies from different solutions by the players.

Since the notion of a transition, allowing arbitrarily picking strategies from various Nash equilibria, is much broader than the notion of an NE, connecting the social welfare in a transition with the optimal possible social welfare is harder, requiring the following notion of *extensive smoothness*.

Definition 11 *A game³ is $\alpha, \beta, \lambda, \mu$ -extensively smooth if the following holds:*

1. $\forall i \in N, \forall s \in T(\text{NE}), \forall d \in \text{NE}$ such that $s_i = d_i : u_i(s) \geq \alpha u_i(d)$. *This means that substituting the strategies of the agents besides i so as to obtain an NE from the transition does not increase i 's utility much.*
2. $\forall s^* \in \arg \max \{ \text{SW}(s) : s \in S \}, \forall t, v \in T(\text{NE}) : u_i(s_i^*, t_{-i}) \geq \beta u_i(s_i^*, v_{-i})$. *This requires that the concrete transition that completes a strategy from a socially optimum profile does not matter much to i 's utility.*

³ For consistency within the paper, we assume a utility maximization game, unlike [34] does.

3. $\forall s^* \in \arg \max \{SW(s) : s \in S\}, \forall t \in T(NE) : \sum_{i=1}^n u_i(s_i^*, t_{-i}) \geq \lambda SW(s^*) - \mu SW(t)$. This is the generalization of the original λ, μ -smoothness, where the original assumption $t \in NE$, which is enough if we do not intend to generalize the bound beyond the pure case, is generalized to $t \in T(NE)$.

This allows to bound the price of transition anarchy.

Proposition 5. Any $\alpha, \beta, \lambda, \mu$ -extensively smooth game has $\text{PoTA} \geq \frac{\alpha\beta\lambda}{1+\alpha\beta\mu}$.

Proof: For any transition s and socially optimal s^* ,

$$\begin{aligned} SW(s) &\geq \alpha \sum_{i \in N} u_i(s_i, d_{-i}(i)) \geq \alpha \sum_{i \in N} u_i(s_i^*, d_{-i}(i)) \\ &\geq \alpha\beta \sum_{i \in N} u_i(s_i^*, s_{-i}(i)) \geq \alpha\beta(\lambda SW(s^*) - \mu SW(s)). \\ \Rightarrow SW(s) &\geq \frac{\alpha\beta\lambda}{1 + \alpha\beta\mu} SW(s^*) \iff \text{PoTA} \geq \frac{\alpha\beta\lambda}{1 + \alpha\beta\mu}. \end{aligned}$$

The first inequality stems from condition 1 of the proposition, if we choose $d_{-i}(i)$ so as to complete s_i to a Nash equilibrium. The second inequality follows from the definition of an NE, the third one stems from condition 2, and the fourth inequality follows from condition 3. \blacksquare

5 Routing Games

We now provide tight bounds for the efficiency of transitions in routing games, which are not usual games with explicit players, and therefore, require a special treatment.

Consider the famous routing games, modeling large traffic where every driver controls an infinitesimally tiny part of the whole load [36]. In a **non-atomic routing game** [23, Section 18.2.1] or simply a **routing game** on network $G = (V, E)$ with k source and sink pairs $(s_1, t_1), \dots, (s_k, t_k)$, each **commodity** i of size r_i is to be routed from s_i to t_i through the paths in \mathcal{P}_i . Define $\mathcal{P} \triangleq \cup_{i=1}^k \mathcal{P}_i$. A **flow** vector $f \in \mathbb{R}_+^{|\mathcal{P}|}$ is **feasible** if $\sum_{P \in \mathcal{P}_i} f_P = r_i$ for each $i = 1, \dots, k$. For each edge e we are given a non-decreasing **cost function** $c_e : \mathbb{R}_+ \rightarrow \mathbb{R}_+$, and we define the cost of a path P as

$$c_P(f) \triangleq \sum_{e \in P} c_e(f_e), \quad (18)$$

where $f_e \triangleq \sum_{P \in \mathcal{P} : e \in P} f_P$. Finally, define an **equilibrium flow** as a feasible flow f such that for every commodity $i = 1, \dots, k$, for every path $P \in \mathcal{P}_i$ such that $f_P > 0$ and for every path $P' \in \mathcal{P}_i$ we have

$$c_P(f) \leq c_{P'}(f). \quad (19)$$

Define **the cost of flow** f as the averaged cost of the various paths $P \in \mathcal{P}$; formally,

$$C(f) \triangleq \sum_{P \in \mathcal{P}} c_P(f) \cdot f_P = \sum_{e \in E} c_e(f_e) \cdot f_e, \quad (20)$$

the second version of the definition being obtained by substituting the definition of $c_P(f)$ (Eq. (18)) and changing the summation order.

Define **the price of anarchy and stability** as the ratio of the cost of an equilibrium flow (the same cost for every equilibrium flow [23, Theorem 18.8]) to the cost of the cheapest possible feasible flow.

We now define a **transition** of equilibrium flows analogous to how we defined the transition of a solution concept, i.e., by allowing for an arbitrary playing of various solutions. Here, however, a single decision maker controls an infinitesimal part of the flow, and so a player playing a given equilibrium flow translates to, generally speaking, playing possibilities on each of the paths where the flow is positive. Therefore, combining such plays arbitrarily can result in arbitrary reallocation of the flow of each commodity, resulting, sometimes, in infinitely many transition flows even for a single equilibrium flow. Formally, a **transition** is a feasible flow f such that for every commodity i and path $P \in \mathcal{P}_i$ with $f_P > 0$, there exists an equilibrium flow f' , such that $f'_P > 0$. Intuitively, we need an equilibrium flow to be positive to say that every infinitesimal player of commodity i flows through path P in some equilibrium, allowing us to have any flow on this path in a transition.⁴

This lets us define **the price of transition anarchy (stability)** as the ratios of the costs of the most (least) costly transition to the cheapest feasible flow.

First, we exemplify that a game with a unique equilibrium flow can have infinitely many transitions because of the arbitrary leeway in reshaping the flow in a transition.

Example 1. Consider the network in Figure 1, where the only commodity has size $r = 1$. The only equilibrium flow has $1/n$ over each edge and costs $1/n$. This game admits a continuum of transitions: every flow f such that $\sum_{P \in \mathcal{P}} f_P = 1$ is a transition.

Regarding efficiency, since the only equilibrium flow is also socially optimal, $\text{PoA} = \text{PoS} = \text{PoTS} = 1$. The transitions, however, can let all the commodity flow through a single edge, thereby incurring the cost to 1. Therefore, $\text{PoTA} = n$.

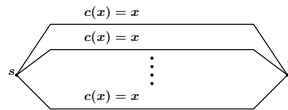


Fig. 1. Having n parallel edges with $c_e(x) = x$ each.

In the last example we witnessed a remarkable phenomenon of a single equilibrium flow yielding a continuum of transitions and the price of transition anarchy being n times the price of anarchy. The natural next question is to which extent transitions can have more costs than equilibrium flows. The following theorem resolves this by tightly bounding the price of anarchy of a routing game.

⁴ Applying the idea of stable transition to a non-atomic routing game yields the same concept as equilibrium flow, since a single player's deviation does not matter here.

Theorem 3. *Given a set of cost functions \mathcal{C} , a routing game and a commodity i , define*

$$S_i(\mathcal{C}) \triangleq \frac{\max\{|P| : P \in \mathcal{P}_i\} \sup_{c \in \mathcal{C}} (c(r_i + \sum_{j \in \{1, \dots, k\} \setminus \{i\}} r_j))}{\min\{|P| : P \in \mathcal{P}_i\} \inf_{c \in \mathcal{C}} c(r_i / |\mathcal{P}_i|)}. \quad (21)$$

Then, any routing game with cost functions \mathcal{C} has $\text{PoTA} \leq \text{PoA} \cdot \max_{i=1, \dots, k} S_i(\mathcal{C})$, and this bound is tight, in the sense that there exist games, such that their PoTA is arbitrarily close to $\text{PoA} \cdot \max_{i=1, \dots, k} S_i(\mathcal{C})$.

In particular, for linear cost functions $c_e(x) = a_e \cdot x$, if we denote by a_{\max} and a_{\min} the largest and the smallest coefficients, respectively, we obtain

$$S_i(\mathcal{C}) = \frac{\max\{|P| : P \in \mathcal{P}_i\} (a_{\max}(r_i + \sum_{j \in \{1, \dots, k\} \setminus \{i\}} r_j))}{\min\{|P| : P \in \mathcal{P}_i\} a_{\min} r_i} |\mathcal{P}_i|. \quad (22)$$

If we additionally assume that the paths of different commodities never intersect, then we can dispose of the $\sum_{j \in \{1, \dots, k\} \setminus \{i\}} r_j$ term, ending up with

$$S_i(\mathcal{C}) = \frac{\max\{|P| : P \in \mathcal{P}_i\} a_{\max}}{\min\{|P| : P \in \mathcal{P}_i\} a_{\min}} |\mathcal{P}_i|. \quad (23)$$

The proven tight bound is, indeed, quite appalling, admonishing coordination, but it does get optimistic in some cases. For instance, for linear costs, not intersecting commodities and similar path lengths withing the paths for each given commodity, Eq. (23) becomes approximately $\frac{a_{\max}}{a_{\min}} |\mathcal{P}_i|$. Therefore, in such cases and for comparable cost functions and few paths for a commodity, the blowup caused by the lack of coordination is small.

As to the price of transition stability, it can either be equal to the price of stability, strictly between the PoS and 1 or equal to 1. Examples are omitted due to lack of space.

For networks with parallel paths, we now provide a condition when $\text{PoTS} = 1$, which is proven in the appendix.

Proposition 6. *Let the network have edge-disconnected paths, i.e. no two paths $P, P' \in \mathcal{P}$ share edges. Then, the flow through all the edges of a path is the same, and we can see the cost functions of paths are real functions, $c_P: \mathbb{R}_+ \rightarrow \mathbb{R}_+$.*

Assume that the cost functions c_e are continuous and (strictly) increasing. If for each commodity i , $c_P(0) = c_{P'}(0)$ for every $P, P' \in \mathcal{P}_i$, then $\text{PoTS} = 1$.

We can naturally generalize the definition of an m -transition for flows, by allowing a positive flow if there exists a set of m equilibrium flows at least one of which is positive on the path. Example 1 holds, demonstrating that a unique equilibrium flow can allow for infinitely many m -transitions, for every $m \geq 1$. The bound of Theorem 3 remains tight, since the tight example uses a single equilibrium flow.

6 Stable Transitions and Coordination Games

We now analyse stable transitions, concentrating on coordination games [2]. These basic games model the essence of coordination. We assume that all the nodes have two

possible colours $\{1, 2\}$, unless stated otherwise. We need to restrict transitions, since they allow for all the possible combinations of 1 and 2, because everyone choosing 1 is an equilibrium, and so is everyone choosing 2.

We first formally define coordination games, following [2].

Definition 12 A *coordination game* on undirected graph $G = (N, E)$ has players N . Each player i is given a set of colours S_i , which constitute the player's strategy set.⁵ The utility of player i is the number of her neighbours that pick the same colour, i.e. $u_i(s) \triangleq |\{j \in N(i) : s_i = s_j\}|$, representing the coordination of i with its neighbours.

Every combination of the colours 1 and 2 constitutes a transition, while stable transitions are much more restrictive. For example, in the case of the star topology with $n - 1$ leaves, the only stable transitions that are not NE colour the centre in 1 and $\lfloor \frac{n-1}{2} \rfloor$ leaves in 1 and the rest $\lfloor \frac{n}{2} \rfloor$ leaves in 2, or fully switching between 1 and 2. We restrict the stable transitions and NE in the following observation. We note that Theorem 8 in [2] uses different strategy sets, while we assume the set $\{1, 2\}$ for everyone.

Observation 6 Consider a coordination game, where profile s is a stable transition. Then, every player i has at least $\lfloor \frac{\deg(i)-1}{2} \rfloor$ neighbours of its colour. In an equilibrium, every player has at least $\lceil \frac{\deg(i)}{2} \rceil$ neighbours of its colour.

Thus, to check whether a given profile is a stable transition or not, do this:

1. For each player i ,
 - (a) If i has less than $\lfloor \frac{\deg(i)-1}{2} \rfloor$ neighbours of its colour, return “No”.
 - (b) Else, if i has exactly $\lfloor \frac{\deg(i)-1}{2} \rfloor$ neighbours of its colour, consider $j \in N(i)$ with less than $\lceil \frac{\deg(i)}{2} \rceil$ neighbours of its colour.
 - (c) If no such j exists, return “No”.
2. If we have not returned by now, return “Yes”.

We use the observation to prove the following efficiency theorem.

Theorem 4. In a coordination game, $\text{PoSTA} \geq \frac{1}{2} - \frac{|N|}{2|E|}$, $\text{PoA} \geq 1/2$, and these bounds are tight.

In particular, the denser the graph is, the closer the lower bound for the price of stable transition anarchy becomes to $1/2$.

Since $D \subseteq ST(D)$, $D \neq \emptyset \iff ST(D) \neq \emptyset$. The interesting existence question, addressed by the following theorem, is when there exist stable transitions that are not equilibria, i.e. $ST(NE) \setminus NE \neq \emptyset$.

Theorem 5. 1. Any cycle of length at least 4 has a stable transition that is not an NE.

For an even n , this can actually attain the lower bound from Theorem 4.

2. For a complete graph on n nodes, there holds $ST(NE) \setminus NE \neq \emptyset \iff n$ is even.
3. For a forest that contains not only isolated nodes, there holds $ST(NE) \setminus NE \neq \emptyset$.

⁵ As mentioned, our default is that $S_1 = \dots = S_n = \{1, 2\}$.

This theorem suggests how to convert a given graph to a graph where there will be no stable transitions besides the equilibria. For instance, given a clique with an even number of nodes, we can remove one node and obtain an odd clique, where only equilibria constitute stable transitions.

7 Algorithms and Complexity

We now tackle algorithmic issues, assuming we are given the set of solutions as a list. First, deciding whether a given profile constitutes a transition amounts to checking for each player, whether there exists a solution where this player acts as it does in the given profile. Deciding about constituting a stable transition for coordination games was done in Section 6.

Enumerating all the transitions or all the m -transitions is trivial from definition. Enumerating all the stable transitions in a coordination game can be done by checking all the profiles exhaustively, for each profile using the algorithm from Section 6.

Consider the questions of finding the least m such that a given transition is an m -transition, and deciding, given a game, whether the set $T(D) \setminus T(D, m)$ is nonempty for a given m (observe that for any $m \geq 2$, $T(D, m) \setminus D \neq \emptyset \iff T(D) \setminus D \neq \emptyset \iff D$ is not a product of sets).

7.1 The minimum m such that $t \in T(D, m)$

We prove that this problem is approximation equivalent to the famous *set cover* [13]. In *set cover*, we are given $(S_i)_{i=1}^m$ and need to find a smallest subcollection $((S_{i_j})_{j \in J})$ such that $\cup_{j \in J} S_{i_j} = \cup_{i=1}^m S_i$. This immediately implies a $1 + \ln(n)$ -approximation [12] and inapproximability within $c \log(n)$, for some $c > 0$ [31].

Theorem 6. *Given a profile $t \in T(D)$, finding the smallest m such that $t \in T(D, m)$ is approximation-equivalent to set cover.*

Proof: The reduction to set cover works as follows. First, given a the list of solutions D , we say solution $s \in D$ *covers* player i 's strategy in t if $s_i = t_i$. Then, we eliminate all the solutions covering no strategies in t , so that each solution will cover some strategies. Now, considering each solution $s \in D$ as a set and the strategies $(t_i)_{i=1}^n$ as elements, we reduce our problem to covering the set $\{t_i : i \in N\}$ using the minimum number of sets $s \in D$.

Next, we reduce set cover to our problem. Given a set cover instance $(S_i)_{i=1}^m$, let the set of elements be $U \triangleq \cup_{i=1}^m S_i$. We define a game on $|U|$ players, each player i having $S_i \triangleq \{0, 1\}$ and let t be $(1, \dots, 1)$, a vector of length $|U|$. For each set S_i , we define a vector $d(i)$ as follows:

$$d(i)_j \triangleq \begin{cases} 1, & \text{if } j \in S_i, \\ 0, & \text{otherwise.} \end{cases}$$

Thus, $t_j = d(i)_j \iff j \in S_i$. Now, covering U with sets $\mathcal{C} \subseteq (S_i)_{i=1}^m$ is equivalent to obtaining t from the profiles $\{d(i) : S_i \in \mathcal{C}\}$, which we define to be the solution set D . Therefore, finding the minimum m such that $t \in T(\mathcal{C}, m)$ solves the given instance of set cover. ■

7.2 Strictness of Inclusion

We now tackle the question about $T(D, m)$ being a proper subset of $T(D)$ for a given $m \geq 2$. In other words, whether we can attain any transition using at most m different solutions. We now prove that deciding whether $T(D) = T(D, m)$ is simple.

Theorem 7. *1. Any maximal set solutions such that no body is in a transition of the others is of the same size.
2. Therefore, we can arbitrarily add solutions till everyone is a transition of the created set. The size of that set is the minimum m satisfying $T(D) = T(D, m)$.*

Proof: First, we observe that sets of solutions such that nobody constitutes a transition of the others constitute a matroid, where the independent sets are those where nobody is a transition of the others. Therefore, the maximal such sets are of the same size, being the bases of the matroid. Therefore, arbitrary addition suffices. ■

Being a matroid allows us also execute the algorithms which are available for matroids.

8 Background

The most famous solution set to a game is, arguably, Nash equilibria [20], though many other concepts, such as, for example, strong NE [3] and approximate equilibria [7], are widely used. There is much interest in the epistemic underpinnings of interaction [21,28], and here we take another approach to modeling interaction.

The above mentioned central efficiency measures, *price of anarchy* and *price of stability*, express [23, Section 17.1.3] the worst possible stable situation independent agents can have and the best possible stable situation we can suggest to the independent agents, respectively. When applied to transitions, we look at the ratio of the socially worst or the best transition to the social optimum. The socially worst transition represents the worst possible situation independent agent that are not coordinated on a solution can have, while the socially best transition cannot be described as a profile to suggest, because it is not necessarily a solution. This is still interesting as the best option of what agents that are not coordinated can have.

The notion of efficiency of transition considers non-coordinated play of equilibria, while there are studies of (coordinated) equilibria played by biased agents [18].

Constant-sum games constitute a widely known and studied class of games [22] and so do potential games. Potential functions were first used for congestion games by Rosenthal [32], games which were proven to be isomorphic to all potential games in [19].

The routing games studied in Section 5 were partially discussed by Pigou [29], but Wardrop [36] was the first to define them formally. Efficiency of routing is of paramount importance, being the motivation and a test for many techniques, brilliantly described in [33]. Predicting traffic and its efficiency is needed [25,26], and we tightly bound the cost of incoordination.

Existence, efficiency and complexity of k -equilibria of coordination graphical games were studied in [30,2], whereas the general graphical games were defined by Kearns et al. [14], and the polymatrix games were first studied in [11,9]. Various network games are well covered in [10].

9 Conclusions and Future Work

In order to model uncoordinated transitions between solutions and estimate their efficiency, we define the notion of a transition and its efficiency measures, namely the price of transition anarchy and transition stability.

While we show that in general games, efficiency bounds on the solutions, such as Nash equilibria, do not guarantee much regarding the efficiency of the transitions, we do bound the efficiency of the transitions by a factor of the efficiency of the solutions, provided we have bounds on the changes in the utilities because of the change from a solution to a transition. If the solutions are Nash equilibria, we fully analyse the basic games of opposed interests - constant-sum games, and the games of aligned interests - congestion games with subadditive costs. These two classes of games allow bounding the efficiency loss that general games with equally sized strategy sets for all agents incur. We also generalize the smoothness condition to bound the worst efficiency a transition can have. For two players, given a connection between the individual utilities and the social welfare, we prove that no transition can be more efficient than all the NE. For identical utility games, we provide several optimality results for efficiency. For routing games, we show that even when all the equilibrium flows are socially optimal, the game can still possess very inefficient transitions. We provide a tight bound on the worst efficiency of a transition, which indicates that for linear costs, not intersecting commodities, similar path lengths for each commodity, and few paths per commodity, the blowup is approximately as large as the ratio of the coefficients of the cost functions. On the other hand, we also show when the optimal transition can bring to the socially optimal profile. We also provide tight efficiency bounds on transitions and more restricted stable transitions of coordination games. To summarize, try to avoid uncoordinated transitions between solutions, unless the game is of one of the types we have proven to preserve efficiency even in transitions. If we can assume the restricted stable transitions, then we provide optimistic efficiency bounds and suggestions how to change the graph of the coordination game to avoid being non-coordinated.

Curiously, the computation of the smallest transition degree to render a given profile a transition is NP-hard, while the computation of the smallest transition degree making all the profiles transitions is possible, due to the matroid structure.

Many interesting future directions exist. First, since transitions generally ruin efficiency unboundedly, we consider two major constraints on transitions, namely limited transitions and stable transitions. The former limit which solutions constitute a transition, while the latter rule out unreasonable transitions. More similar constraints may be considered in an attempt to model reality and derive further efficiency bounds. Another important direction is transitions of extensive games. The subgame perfect equilibria will simply keep holding, while various equilibria for imperfect information games require a deep treatment.

Additionally, we would like to replace all the efficiency bounds with tight results and obtain a full characterisation when the stable transitions include only the equilibria. One can specifically study concrete games, like we did for routing games and coordination games. In the latter games, relaxing the assumption of two colours $\{1, 2\}$ per player is the next step. As to the applicability of the concept of transition and limited and stable transition, empirical work is required to examine how people, companies and

other agents transit from one equilibrium to another one. Algorithmic questions, such as checking whether a given profile is an m -transition for a given m and which transition is the least socially efficient, are theoretically and practically interesting. Modeling rational choosing between the various solution as a repeated game between communicating agents is an important goal.

To express that even a single agent hesitates between several solutions and combines several such solutions, we can also define *combined transitions* and generalize some of the results of the paper to them.

We can combine solutions from *different* solution concepts; for instance, combining the rational NE for prisoner's dilemma (both defect) with the superrational solution [8] (both cooperate) fits the experimental results.

In summary, we model transitions between solutions and thoroughly analyse the efficiency of such transitions.

References

1. Anshelevich, E., DasGupta, A., Kleinberg, J., Tardos, E., Wexler, T., Roughgarden, T.: The price of stability for network design with fair cost allocation. In: Foundations of Computer Science, 2004. Proceedings. 45th Annual IEEE Symposium on. pp. 295–304 (Oct 2004)
2. Apt, K.R., de Keijzer, B., Rahn, M., Schäfer, G., Simon, S.: Coordination games on graphs. *International Journal of Game Theory* **46**(3), 851–877 (Aug 2017)
3. Aumann, R.J.: Acceptable points in general cooperative N-person games. In: Luce, R.D., Tucker, A.W. (eds.) *Contribution to the theory of game IV*, *Annals of Mathematical Study* 40, pp. 287–324. University Press (1959)
4. Braess, D.: Über ein paradoxon aus der verkehrsplanung. *Unternehmensforschung* **12**(1), 258–268 (Dec 1968)
5. Candogan, O., Menache, I., Ozdaglar, A., Parrilo, P.A.: Flows and decompositions of games: Harmonic and potential games. *Math. Oper. Res.* **36**(3), 474–503 (Aug 2011). <https://doi.org/10.1287/moor.1110.0500>
6. E., J.: Equilibrium points in polymatrix games. *Lithuanian Mathematical Journal* **8**(2), 381–384 (Apr 1968)
7. Govindan, S., Wilson, R.B.: Refinements of nash equilibrium. *Research Papers 1897*, Stanford University, Graduate School of Business (Jul 2005)
8. Hofstadter, D.: Dilemmas for superrational thinkers, leading up to a luring lottery. *Scientific American* **6**, 267–275 (1983)
9. Howson, J.T.: Equilibria of polymatrix games. *Management Science* **18**(5), 312–318 (1972)
10. Jackson, M.O., Zenou, Y.: Games on Networks, *Handbook of Game Theory with Economic Applications*, vol. 4, chap. 0, pp. 95–163. Elsevier (00 2015)
11. Janovskaya, E.: Equilibrium points in polymatrix games. *Litovskij Matematičeskij Sbornik* **8** (01 1968)
12. Johnson, D.S.: Approximation algorithms for combinatorial problems. *Journal of Computer and System Sciences* **9**(3), 256–278 (1974)
13. Karp, R.M.: Reducibility among combinatorial problems. In: Miller, R.E., Thatcher, J.W. (eds.) *Proceedings of a symposium on the Complexity of Computer Computations*, held March 20-22, 1972, at the IBM Thomas J. Watson Research Center, Yorktown Heights, New York, USA. pp. 85–103. The IBM Research Symposia Series, Plenum Press, New York (1972)

14. Kearns, M.J., Littman, M.L., Singh, S.P.: Graphical models for game theory. In: Proceedings of the 17th Conference in Uncertainty in Artificial Intelligence. pp. 253–260. UAI '01, Morgan Kaufmann Publishers Inc., San Francisco, CA, USA (2001)
15. Koutsoupias, E., Papadimitriou, C.: Worst-case equilibria. In: 16th Annual Symposium on Theoretical Aspects of Computer Science. pp. 404–413. Trier, Germany (4–6 Mar 1999)
16. Koutsoupias, E., Papadimitriou, C.H.: Worst-case equilibria. *Computer Science Review* **3**(2), 65–69 (2009)
17. Manktelow, K., Chung, M.: *Psychology of Reasoning: Theoretical and Historical Perspectives*. Taylor & Francis (2004)
18. Meir, R., Parkes, D.: Playing the wrong game: Smoothness bounds for congestion games with behavioral biases. *SIGMETRICS Perform. Eval. Rev.* **43**(3), 67–70 (Nov 2015)
19. Monderer, D., Shapley, L.S.: Potential games. *Games and Economic Behavior* **14**(1), 124–143 (1996)
20. Nash, J.: Non-Cooperative Games. *The Annals of Mathematics* **54**(2), 286–295 (Sep 1951)
21. Nehring, K.D., Bonanno, G.: Epistemic foundations of solution concepts in game theory: An introduction. Working Papers 9721, University of California, Davis, Department of Economics (2003)
22. von Neumann, J., Morgenstern, O., Kuhn, H.W., Rubinstein, A.: *Theory of Games and Economic Behavior* (60th Anniversary Commemorative Edition). Princeton University Press (1944)
23. Nisan, N., Roughgarden, T., Tardos, E., Vazirani, V.: *Algorithmic Game Theory*. Cambridge University Press (2007)
24. Osborne, M.J., Rubinstein, A.: *A Course in Game Theory*, MIT Press Books, vol. 1. The MIT Press (April 1994)
25. Ozdaglar, A.: Networks' challenge: Where game theory meets network optimization. <https://asu.mit.edu/sites/default/files/presentations/ISIT08-tutorial.pdf> (2008), accessed on: January, 2018
26. Ozdaglar, A.: Networks and strategic interactions. <http://paths.lids.mit.edu/presentations/ozdaglar.pdf> (2009), accessed on: January, 2018
27. Papadimitriou, C.: Algorithms, games, and the internet. In: Proceedings of the Thirty-third Annual ACM Symposium on Theory of Computing. pp. 749–753. STOC '01, ACM, New York, NY, USA (2001). <https://doi.org/10.1145/380752.380883>
28. Perea, A.: *Epistemic Game Theory: Reasoning and Choice*. Cambridge University Press (2012)
29. Pigou, A.: *The Economics of Welfare*. Macmillan and Co., London (1920)
30. Rahn, M., Schäfer, G.: Efficient equilibria in polymatrix coordination games. In: Italiano, G.F., Pighizzini, G., Sannella, D.T. (eds.) *Mathematical Foundations of Computer Science 2015*. pp. 529–541. Springer Berlin Heidelberg, Berlin, Heidelberg (2015)
31. Raz, R., Safra, S.: A sub-constant error-probability low-degree test, and a sub-constant error-probability pcg characterization of np. In: Proceedings of the Twenty-Ninth Annual ACM Symposium on Theory of Computing. p. 475–484. STOC '97, Association for Computing Machinery, New York, NY, USA (1997)
32. Rosenthal, R.W.: A class of games possessing pure-strategy nash equilibria. *International Journal of Game Theory* **2**(1), 65–67 (Dec 1973)
33. Roughgarden, T.: *Selfish routing and the price of anarchy*, vol. 174. MIT press Cambridge (2005)
34. Roughgarden, T.: Intrinsic robustness of the price of anarchy. *J. ACM* **62**(5), 32:1–32:42 (Nov 2015)
35. Schulz, A.S., Stier-Moses, N.: On the performance of user equilibria in traffic networks. In: Proceed. of the Fourteenth Annual ACM-SIAM Symp. on Discrete Algorithms. pp. 86–87. SODA '03, Society for Industrial and Applied Mathematics, Philadelphia, PA, USA (2003)

36. Wardrop, J.: Some theoretical aspects of road traffic research. Proceedings of the Institution of Civil Engineers **1**(3), 325–362 (1952)

A Omitted Proofs and Examples

We first prove Observation 1.

Proof: As to the price of anarchy, there holds

$$\text{PoTA} = \frac{\min_{s \in T(D)} \text{SW}(s)}{\max_{s \in S} \text{SW}(s)} \stackrel{D \subseteq T(D)}{\leq} \frac{\min_{s \in D} \text{SW}(s)}{\max_{s \in S} \text{SW}(s)} = \text{PoA},$$

where the first equality follows from Definition 2, and the second equality does from the definition of the price of anarchy.

For the price of stability, we similarly have

$$\text{PoTS} = \frac{\max_{s \in T(D)} \text{SW}(s)}{\max_{s \in S} \text{SW}(s)} \stackrel{D \subseteq T(D)}{\geq} \frac{\max_{s \in D} \text{SW}(s)}{\max_{s \in S} \text{SW}(s)}.$$

We show that without further assumptions, the price of anarchy can strongly differ from the price of transition anarchy. ■

Example 2. In the coordination game of Matrix (2), both Nash equilibria are socially optimal, while any mix of them which is not an equilibrium achieves zero utility for both agents. Thus, $\text{PoA} = \text{PoS} = 1$, while $\text{PoTA} = 0$.

The next example demonstrates the possible gap between the price of stability and the price of transition stability.

Example 3. Consider the following game: players 1, 2 and 3 choose between the strategies 0 and 1 each. For each outcome besides $(0, 0, 0)$, all the players' utilities are $b > 0$. When the outcome is $(0, 0, 0)$, the utility of player 1 is a , for $a \gg b$, and the others receive zero. In this game, all the strategy profiles besides $(0, 0, 0)$ and $(1, 0, 0)$ are Nash equilibria, because from any such profile the only way the utility of any player changes is that a player other than 1 deviates, whereby obtaining not more than it already obtains. At profile $(1, 0, 0)$ player 1 can move to $(0, 0, 0)$, thereby increasing its utility, and at $(0, 0, 0)$ player 2 or 3 can unilaterally increase its own utility to b . Therefore, $\text{PoS} = \frac{3b}{a}$. However, any strategy of any player appears in some NE, and therefore, the transition set contains all the possible profiles. Thus, $\text{PoTS} = 1$.

We now prove Observation 2.

Proof: If $\min_{s \in T(A)} \text{SW}(s) \geq \min_{t \in A} \text{SW}(t)/\alpha$, then

$$\text{PoTA} = \frac{\min_{s \in T(D)} \text{SW}(s)}{\max_{s \in S} \text{SW}(s)} \geq \frac{\min_{s \in D} \text{SW}(s)/\alpha}{\max_{s \in S} \text{SW}(s)} = \text{PoA} / \alpha,$$

where the first equality follows from Definition 2, the first inequality follows from the assumption, and the final equality uses the definition of the price of anarchy. We also observe that the only inequality becomes equality if and only if the assumption inequality holds with equality.

The proof of Eq. (4) is analogous. ■

We present an example of using Observation 2.

Example 4. In the coordination game in Matrix (24), let $a > b > a/c$. There exist two NE: $(I, 1)$, because $a > b$, and $(II, 2)$, because $b > a/c$. The maximum possible social welfare is $2a$, because $a > b$. Therefore, $\text{PoA} = b/a$ and $\text{PoS} = 1$.

$T(\text{NE}) = S$, which means that $\min_{s \in T(\text{NE})} \text{SW}(s) = \min_{t \in \text{NE}} \text{SW}(t)/\alpha$, for $\alpha = \frac{2cb}{a+b}$ and $\max_{s \in T(A)} \text{SW}(s) = 1 \cdot \max_{t \in A} \text{SW}(t)$. Therefore, Observation 2 implies that $\text{PoTA} = \text{PoA} / \left(\frac{2cb}{a+b}\right) = \frac{a+b}{2ca}$ and $\text{PoTS} = 1 \cdot \text{PoS} = 1$.

	1 :	2 :	
I :	(a, a)	(a/c, b/c)	(24)
II :	(b/c, a/c)	(b, b)	

We next prove Proposition 1.

Proof: We begin with PoA and PoTA . If player i 's utility over D is α -lower dependent on coordination, then for every transition $s \in T(D)$, we have $u_i(s) \geq u_i(s')/\alpha$, where s' is some solution. Let t be a solution with the smallest possible social welfare (perhaps, $s' = t$). This implies, by the condition of the proposition, that $u_i(s') \geq u_i(t)/\beta$, implying that $u_i(s) \geq u_i(t)/(\alpha\beta)$. Therefore,

$$\begin{aligned} \text{PoTA} &= \frac{\min_{s \in T(D)} \text{SW}(s)}{\max_{s \in S} \text{SW}(s)} = \frac{\min_{s \in T(D)} \sum_{i \in N} u_i(s)}{\max_{s \in S} \text{SW}(s)} \\ &\geq \frac{\sum_{i \in N} u_i(t)/(\alpha\beta)}{\max_{s \in S} \text{SW}(s)} = \frac{\min_{t \in D} \text{SW}(t)/(\alpha\beta)}{\max_{s \in S} \text{SW}(s)} = \text{PoA} / (\alpha\beta). \end{aligned}$$

We can prove Eq. (9) analogously. ■

We next give two examples of using Proposition 1.

Example 5 (Identical utility games). For games with identical utility functions, a profile that maximizes the social welfare maximizes also everyone's utility, thus being an NE. Therefore, such a game is 1-upper dependent on coordination. It is also 1 varied over any set, and Proposition 1 implies that $\text{PoTS} \leq \text{PoS}$, and therefore, $\text{PoTS} = \text{PoS} = 1$.

We exemplify this proposition by continuing Example 4.

Example 4 (Cont.). The utility of every player over the set of Nash equilibria is c -lower and 1-upper dependent on coordination. In addition, every agent's utility is 1 varied over NE. Therefore, Proposition 1 implies that $\text{PoTA} \geq \text{PoA} / c$ and $\text{PoTS} = 1 \cdot \text{PoS}$.

In Example 4, Observation 2 provides a tight bound, while Proposition 1 does not. Actually, Observation 2 always provides a tight bound if the used inequality holds with equality. Still, for some games, the conditions of Proposition 1 may be easier to prove.

We now give an example of using Observation 3.

Example 6. For any $n \geq 2$, consider the game with players $N = \{1, \dots, n\}$, the common strategy set $S_i = \{1, \dots, n\}$, and the utility functions $u_i \triangleq \alpha_i^{|\{j \in N: s_i = s_j\}|}$, i.e. a constant α_i of the player to the power of the number of the players employing the same strategy. Consider the solution set of all the Nash equilibria, NE. NE consists of all the strategy profiles where all the players employ the same strategy. Since the equilibrium

profiles are exactly the profiles of maximum social welfare, $\sum_{i=1}^n \alpha_i^n$, we conclude that $\text{PoA} = \text{PoS} = 1$.

Let us now look at the dependency on the transition degree at transition degree 1. The smallest social welfare at any NE is still optimal, while the smallest social welfare at a 2-transition set is the smallest social welfare when agents can take any of some two strategies, and it is $\min_{M \subseteq N} \left\{ \sum_{i \in M} \alpha_i^{|M|} + \sum_{j \in N \setminus M} \alpha_j^{n-|M|} \right\}$. Therefore, Observation 3 implies that $2 - \text{PoTA} = \text{PoA} / \frac{\sum_{i=1}^n \alpha_i^n}{\min_{M \subseteq N} \left\{ \sum_{i \in M} \alpha_i^{|M|} + \sum_{j \in N \setminus M} \alpha_j^{n-|M|} \right\}} = \frac{\min_{M \subseteq N} \left\{ \sum_{i \in M} \alpha_i^{|M|} + \sum_{j \in N \setminus M} \alpha_j^{n-|M|} \right\}}{\sum_{i=1}^n \alpha_i^n}$ and $2 - \text{PoTS} = 1 \cdot \text{PoS} = 1$.

We next present the proof of Proposition 2.

Proof: We prove for the price of transition anarchy, and the proof of the price of transition stability is analogous. First, take a least socially efficient m -transition, and show, by inductive application of the α_i -lower dependency on a player at most m times, that $u_j(s) \geq u_j(s') / (\prod_{i=1}^{m-1} \alpha_i)$, where s' is some solution. Next, being β -upper varied over D implies that $u_j(s') \geq u_j(t) / \beta$, where t is a solution with the smallest possible social welfare; perhaps, $s' = t$. Therefore, $u_j(s) \geq u_j(t) / ((\prod_{i=1}^{m-1} \alpha_i) \beta)$, implying that PoTA

$$\begin{aligned} &= \frac{\min_{s \in T(D)} \sum_{j \in N} u_j(s)}{\max_{s \in S} \text{SW}(s)} \geq \frac{\sum_{j \in N} u_j(t) / ((\prod_{i=1}^{m-1} \alpha_i) \beta)}{\max_{s \in S} \text{SW}(s)} \\ &= \frac{\min_{t \in D} \text{SW}(t) / ((\prod_{i=1}^{m-1} \alpha_i) \beta)}{\max_{s \in S} \text{SW}(s)} = \text{PoA} / \left(\prod_{i=1}^{m-1} \alpha_i \right) \beta. \end{aligned}$$

■

We now exemplify the usage of Proposition 2.

Example 6 (Cont.). For every player $j \in N$, her utility over NE at transition degree 1 is α_j^{n-1} -lower-dependent on the transition degree, since it can drop from α_j^n at an NE to α_j at $T(\text{NE}, 2)$, if all the other players employ another strategy. The utility is also 1-upper-dependent on the transition degree. Additionally, the utility of player i is 1-lower and -upper varied over the NE, because in any NE, all the agents receive their maximum possible utility. These two facts, used in Proposition 2, imply that $2 - \text{PoTA} \geq \text{PoA} / (\max \{ \alpha_j^n \} \cdot 1) = \min \{ \alpha_j^{-n} \}$ and $2 - \text{PoTS} \leq 1 \cdot 1 \cdot \text{PoS} = 1$.

We now prove Theorem 3.

Proof: The cost of any equilibrium flow is at least the cost of letting exactly $1/|\mathcal{P}_i|$ of each commodity flow through the cheapest path, such a path costing $\min \{ |P| : P \in \mathcal{P}_i \} \inf_{c \in C} c(r_i / |\mathcal{P}_i|)$. We do not have to divide r_i into $|\mathcal{P}_i|$ equal parts, but if a part of commodity i goes through a cheaper path, than another part of this commodity would also like to go through this part. In the costliest transition, this commodity all flows through the costliest path while letting it also intersect with all the other commodities. These two ways of directing a commodity can be in a ratio of up to $S_i(\mathcal{C})$. Therefore, the ratio of the total flows is bounded by the maximum of $S_i(\mathcal{C})$ for all the commodities $i = 1, \dots, k$.

We derive Eq. (22) by substitution, and to derive Eq. (23) if the paths in different commodities never intersect, recall that the term $\sum_{j \in \{1, \dots, k\} \setminus \{i\}} r_j$ stands for such intersections.

We show tightness by concentrating on the network in Figure 2, where $a_1 > a_2 > \dots > a_n$. Imagine such a network for each commodity, first being separated from the networks of other commodities. For any ϵ , we can set a_i s close enough to one another such that the equilibrium flow will have values within $\epsilon/2$ -factor from one another on each edge. Next, let m such networks intersect at their topmost edges. Then, in equilibrium, some flow of each commodity will move from the intersection edges to the other edges, but if we pick n large enough relatively to m , we can still have these flow values be within ϵ factor from r_i/n , r_i being the size of commodity i . Therefore, the cost of the equilibrium flow contributed by commodity i can be arbitrarily close to $\min \{|P| : P \in \mathcal{P}_i\} a_{\min} r_i^2 / n$.

We now consider the transition, where all the commodities go through their respective topmost edges. Its cost is $\max \{|P| : P \in \mathcal{P}_i\} (a_{\max}(r_i + \sum_{j \in \{1, \dots, k\} \setminus \{i\}} r_j)) r_i$. Therefore, the ratio of the two costs can be brought arbitrarily close to $S_i(\mathcal{C})$. If all the commodities are equal, then the total ratio of the cost of the defined transition to the cost of an equilibrium flow is the maximum of these equal $S_i(\mathcal{C})$ s, proving the tightness. ■

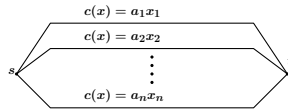


Fig. 2. A sub-network having n parallel edges with linear costs.

We now provide a proof of Proposition 6.

Proof: Assume first that for each commodity i , $c_P(0) = c_{P'}(0)$ for every $P, P' \in \mathcal{P}_i$. Then, for any equilibrium flow f , the f_P is (strictly) positive for all paths in \mathcal{P}_i , for the following reasons. Consider any path $P \in \mathcal{P}_i$. The cost of any used path is positive, say $\epsilon > 0$. Since c_P is continuous, as the sum of the continuous cost functions of the constituent edges, there exists small enough x , such that $c_P(x) < \epsilon$, and so f_P has to be positive. Therefore, every feasible flow constitutes a transition, implying that PoTS = 1. ■

We now prove Observation 6.

Proof: If a node has strictly less than $\lfloor \frac{\deg(i)-1}{2} \rfloor$ neighbours of its colour, then it would like to deviate to the other colour, regardless any neighbour that might change his colour. Thus, it cannot be a stable transition.

As for NE, having fewer than $\lfloor \frac{\deg(i)}{2} \rfloor$ neighbours of one's colour would render her colour suboptimal. ■

We next prove the efficiency Theorem 4.

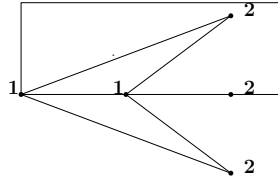


Fig. 3. A tight example for the price of stable transition anarchy.

Proof: The observation says that in a stable transition, the minimum utility of player i is $\left\lfloor \frac{\deg(i)-1}{2} \right\rfloor$. In total, the social welfare is at least

$$\frac{\sum_{i \in N} \deg(i)}{2} - \frac{\sum_{i \in N} 2}{2} = \frac{2|E|}{2} - \frac{2|N|}{2} = |E| - |N|.$$

The maximum possible social welfare is $\sum_{i \in N} \deg(i) = 2|E|$, implying that $\text{PoSTA} \geq \frac{|E|-|N|}{2|E|} = \frac{1}{2} - \frac{|N|}{2|E|}$.

The example in Figure 3 demonstrates the tightness. Indeed, the designated stable transition results in the social welfare of $1 + 1 + 0 + 0 + 0 = 2$, matching the bound $|E| - |N| = 7 - 5 = 2$.

As the observation states, the minimum utility of a player in an NE is $\left\lfloor \frac{\deg(i)}{2} \right\rfloor$, implying the social welfare lower bound of $\sum_{i \in N} \deg(i)/2 = |E|$. Since the maximum possible social welfare is $2|E|$, we derive that $\text{PoA} \geq \frac{|E|}{2|E|} = 1/2$. Any cycle of an even length at least 4 demonstrates tightness, since the colouring $1, 1, 2, 2, \dots, 1, 1, 2, 2$ is an NE, and its social welfare is $|E|$, which is half the maximum. ■

We finally prove Theorem 5.

Proof: For part 1, consider a cycle of length $n \geq 4$. Colour the nodes in 1 and 2, alternatingly; only for an odd n , there will be one adjacent pair of nodes with the same colour. This is a stable transition that is not an equilibrium. Moreover, for an even n , the social welfare is 0, exactly $|E| - |N|$, attaining the lower bound from Theorem 4.

As for part 2, let node v have colour 1. Now, in order to have a stable transition that is not an equilibrium, we require v to have strictly more neighbours of colour 1, so that at least one of them is also not best responding and its deviation will make 1 at least as numerous as 2 among v 's neighbours. Choosing v does not restrict generality, since all the nodes are symmetric.

If n is *odd*, we require v to have $\frac{n-1}{2} - 1$ neighbours coloured with 1 and $\frac{n-1}{2} + 1$ neighbours coloured with 2. Then, each node with colour 2 will have an equal number, namely $\frac{n-1}{2}$, of 1 and 2 coloured neighbours, and thus, every node with colour 2 best responds, violating the requirement for a stable transition that is not an equilibrium.

On the other hand, if n is *even*, we require v to have $\frac{n}{2} - 1$ neighbours coloured with 1 and $\frac{n}{2}$ neighbours with colour 2. Then, any node with colour 2 has $n/2$ neighbours of colour 1 and $\frac{n}{2} - 1$ neighbours of colour 2, rendering 2's choice suboptimal. This implies that the obtained profile is a stable transition though not an NE.

Finally, we prove part 3. The following definition and lemma contain the crux of the proof.

Definition 13 A *tempered stable transition* of a coordination game is a stable transition where some nodes have new nodes as neighbours. Those new nodes that influence the utility of the existing nodes, but cannot change their own colour and their utility is irrelevant. Intuitively, they only influence the existing nodes, which allows induction.

Lemma 2. Any strict subtree of height at least 1 of a coloured tree can be re-coloured from $\{1, 2\}$ to a tempered stable transition that is not an equilibrium.

Proof: We prove the lemma by induction on the height of the subtree. Denote the given colour of the father p of the root r of the given subtree with $c(p)$.

The induction basis is for height 1. Then, colour r and $\lfloor \frac{\deg(r)-1}{2} \rfloor$ of its children in the other colour than $c(p)$ and colour the other children of r in $c(p)$. This is a tempered stable transition that is not an equilibrium.

At the induction step on height $h \geq 2$, we assume the lemma for all the subtrees of heights smaller than h and prove the lemma for a subtree of height h . Using the lemma, colour the root r and all of its children in $c(p)$. The total colouring constitutes a tempered stable transition that is not an equilibrium. ■

To prove the theorem, it is enough to prove it for any tree T that is not an isolated vertex. Denote its root by $r = r(T)$ and colour r in 1. If T is of height 1, then colour r and any $\lfloor \frac{\deg(r)-1}{2} \rfloor$ of the leaves in 1, and let the other leaves have colour 2. Then, r and the leaves of colour 2 do not best respond, but if either r or one of those leaves deviates, then the other player starts best responding. Thus, this constitutes a stable transition that is not an equilibrium.

Next, assume that T is higher than 1. First, colour r and all the child subtrees of r that are leaves in 1. Then, colour all the other child subtrees according to the lemma, colouring their roots with 1. Then, r best responds, and using the lemma, we gather the total profile is a stable transition that is not an equilibrium. ■

B Decomposing into Zero-Sum and Potential Games

Having observed that constant-sum games are insensitive to lack of coordination and having tightly bounded the sensitivity to lack of coordination of congestion (potential) games, we would like to bound the sensitivity to lack of coordination of a general game that can be decomposed to a zero-sum and a potential game. To this end, we prove the following bound, which requires the definition of an ϵ -transition.

Definition 14 An ϵ -*m-transition* is an m -transition of the solution set of ϵ -Nash equilibria.

Proposition 7. Let $G = (N, S, (u_i)_{i \in N})$ be a game and let $P = (N, S, (v_i)_{i \in N})$ be a potential game such that $(N, S, (u_i - v_i)_{i \in N})$ is a zero-sum game [5]. Assume that $\forall i \in N, |u_i - v_i| \leq \epsilon$ for a positive ϵ .

If for any $2\epsilon - NE$ s of P there exists a Nash equilibrium s' of P such that $|\text{SW}(s)/\text{SW}(s')| \geq (\leq)\alpha$, for a fixed positive α , then,

$$\left| \frac{\text{PoA}_G}{\text{PoA}_P} \right| \geq \alpha, \quad \left(\left| \frac{\text{PoS}_G}{\text{PoS}_P} \right| \leq \alpha \right). \quad (25)$$

If for any 2ϵ - m -transition t of P there exists an m -transition t' of P such that $|\text{SW}(t)/\text{SW}(t')| \geq (\leq)\alpha$, for a fixed positive α , then,

$$\left| \frac{m - \text{PoTA}_G}{m - \text{PoTA}_P} \right| \geq \alpha, \quad \left(\left| \frac{m - \text{PoTS}_G}{m - \text{PoTS}_P} \right| \leq \alpha \right). \quad (26)$$

Proof: We prove Eq. (25) for the price of anarchy; the price of stability result is proven similarly. Fix any Nash equilibrium s of G . It also constitutes an 2ϵ -equilibrium of the potential game P , because $|u_i - v_i| \leq \epsilon$, for all agents i . Then, our assumption says that there exists a Nash equilibrium s' of P such that $|\text{SW}(s)/\text{SW}(s')| \geq (\leq)\alpha$. Therefore,

$$\begin{aligned} \frac{\text{SW}_G(s)}{\max_{t \in S} \text{SW}_G(T)} &\stackrel{\text{the zero-sum game does not change the social welfare}}{=} \frac{\text{SW}_P(s)}{\max_{t \in S} \text{SW}_P(T)} \\ &\geq \frac{\alpha \text{SW}_P(s')}{\max_{t \in S} \text{SW}_P(T)} \geq \alpha \text{PoA}_P. \end{aligned}$$

Since s is any NE of G , we conclude that $\text{PoA}_G \geq \alpha \text{PoA}_P$.

As for the price of m -transition anarchy and stability results, we notice that an m -transition of G is also a 2ϵ - m -transition of P , and from here the proof is analogous to the proof above. ■

Having proven Theorem 2 and Proposition 7, we conclude the following.

Corollary 1. *Let $G = (N, S, (u_i)_{i \in N})$ be a game and let $P = (N, S, (v_i)_{i \in N})$ be a (utility maximization) congestion game with superadditive utility functions such that $(N, S, (u_i - v_i)_{i \in N})$ is a zero-sum game [5]. Assume that $\forall i \in N, |u_i - v_i| \leq \epsilon$ for a positive ϵ .*

If for any 2ϵ - m -transition t of P there exists an m -transition t' of P such that $|\text{SW}(t)/\text{SW}(t')| \geq \alpha$, for a fixed positive α , then,

$$m - \text{PoTA}_G \geq \frac{\alpha}{m} \text{PoA}_P.$$

Proof: Theorem 2 implies $m - \text{PoTA}_P \geq \text{PoA}_P/m$, because we now talk about utilities rather than costs. Then, Eq. (26) implies that $m - \text{PoTA}_G \geq \alpha m - \text{PoTA}_P$, and therefore, $m - \text{PoTA}_G \geq \alpha m - \text{PoTA}_P \geq \alpha \text{PoA}_P/m$. ■