

Maximum Cardinality f -Matching in Time $O(n^{2/3}m)$

Harold N. Gabow*

November 27, 2023

Abstract

We present an algorithm that finds a maximum cardinality f -matching of a simple graph in time $O(n^{2/3}m)$. Here $f : V \rightarrow \mathbb{N}$ is a given function, and an f -matching is a subgraph wherein each vertex $v \in V$ has degree $\leq f(v)$. This result generalizes a string of algorithms, concentrating on simple bipartite graphs. The bipartite case is based on the notion of level graph, introduced by Dinic for network flow. For general graphs the “level” of a vertex is unclear: A given vertex can occur on many different levels in augmenting trails. In fact there does not seem to be a unique level graph, our notion of level graph depends on the trails being analyzed. Our analysis presents new properties of blossoms of shortest augmenting trails.

Our algorithm, unmodified, is also efficient on multigraphs, achieving time $O(\min\{\sqrt{f(V)}, n\}m)$, for $f(V) = \sum_v f(v)$.

1 Introduction

The method of shortest augmenting paths leads to many fundamental algorithms for graphs and networks. Dinic [3] as well as Edmonds and Karp [8] introduced the method for maximum network flow. Its use for matching and small networks was given by Hopcroft and Karp [15], Karzanov [17, 18], and Even and Tarjan [9]. These papers show that a maximum cardinality f -matching on a bipartite graph can be found in time

$$(1.1) \quad \begin{cases} O(n^{2/3} m) & G \text{ a simple graph} \\ O(\sqrt{f(V)} m) & G \text{ a multigraph.} \end{cases}$$

(For definitions of f -matching and other terms please see the Terminology section below.) These bounds extend to problems with edge weights via cost-scaling, in work by Gabow and Tarjan [14] (the time increases by a logarithmic factor for scaling).¹

Extending these results from bipartite to general graphs is a big jump, because of complications caused by blossoms, introduced by Edmonds [6] in the first efficient general graph matching algorithm. For general graphs with $f \equiv 1$, i.e., ordinary matching, Micali and Vazirani [20, 23, 24] use the shortest-augmenting-path method to achieve time $O(\sqrt{n} m)$. Huang and Pettie [16] achieve time $O(\sqrt{f(V)} m \alpha(m, n))$ for general multigraphs (using scaling).

*Department of Computer Science, University of Colorado at Boulder, Boulder, Colorado 80309-0430, USA. E-mail: hal@cs.colorado.edu

¹The above bound are the best known for combinatorial algorithms. Chen and Kyng et.al. [2] use interior point methods to achieve time $m^{1+o(1)}$ with high probability, even for the general problem of maximum flow in arbitrary networks.

All of the above cited algorithms find shortest augmenting paths using the natural, breadth-first-search notion of a level graph ([22, pp. 153-155], [19, p.166], [1, called the “layered network”, Section 7.5]).

The main contribution of this paper is to extend the simple graph bound $O(n^{2/3}m)$ from bipartite to general graphs. The difficulty is that the natural notion of level graph does not capture the structure of blossoms needed for this bound. Fundamentally:

- Vertices no longer have unique levels. An $O(n)$ size graph can have $\Theta(n^2)$ different levels.
- Our level graph is not unique. It depends on the augmenting trails being analyzed.
- Our analysis uses the natural version of our level graph to prove basic properties of blossoms.

But we need to remove redundancies to deduce the final bound.

In spite of these difficulties we wind up with only two levels for each vertex, just like the bipartite case.

Previous work on simple general graphs was essentially introduced in the break-through paper of Duan, He, and Zhang [4]. They present a scaling algorithm for maximum weight f -matching of simple (general) graphs. It comes within logarithmic factors of the bipartite bound, $\tilde{O}(n^{2/3}m \log W)$ (W the maximum edge weight). In fact when all weights are 1 this is the first algorithm to achieve the $n^{2/3}m$ bound to within logarithmic factors, for unweighted f -factors of simple general graphs. (See also [13] for a algorithm on multigraphs with time $O(\sqrt{f(V)} \log f(V) m \log(f(V)W)$.)

Our algorithm also runs in time $O(\min\{\sqrt{f(V)}, n\}m)$ on multigraphs. The first bound is a slight improvement of the above bound of [16] (and avoids scaling).

Content and structure of the paper We call the new type of vertex levels “petalevels”. (They are caused by the petals of blossoms.) We present a family of example graphs that has a quadratic number of petalevels. The construction is not needed to prove our upper bound, but provides motivation. We also present formulas for ordinary levels and petalevels, without proof but for more motivation. The formulas can be proved using the approach of [10] for matching. In fact our algorithm follows the weighted matching approach to maximum cardinality matching introduced by Gabow [10].

The paper is organized as follows. Section 2 sets the stage. It starts by reviewing the shortest-augmenting-trail approach (Section 2.1) and the f -matching algorithm (Section 2.2). Section 2.3 presents our example graph with multiple petalevels. Section 3 proves the main result, the $n^{2/3}$ bound on iterations for simple graphs. Section 4 completes our result by providing details of the matching algorithm. Appendix A completes the description of how the f -matching algorithm searches the example graph.

Terminology and conventions We often omit set braces from singleton sets, denoting $\{v\}$ as v . So $S - v$ denotes $S - \{v\}$. We abbreviate expressions $\{v\} \cup S$ to $v + S$. We use a common summing notation: If f is a function on elements and S is a set of elements then $f(S)$ denotes $\sum_{s \in S} f(s)$.

The trees in this paper are out-trees (i.e., a root has indegree 0 and all other nodes have indegree 1). An *out-forest* is a collection of disjoint out-trees. (We sometimes erroneously say “out-tree” when “out-forest” is the proper term; this is done for convenience and intuition.) Writing xy for an arc of a tree implies the arc joins parent x to child y . In this case we also define $\tau(y)$ to be arc xy . (Mnemonically, τ stands for directed *to*.)

We extend parent and child relations to tree arcs, e.g., arc xy is the parent of yz . A node x is an *ancestor* of a node y allows the possibility $x = y$, unless x is a *proper* ancestor of y .

Graphs in this paper are undirected multigraphs. Loops are allowed (even in simple graphs). A cycle is a connected degree 2 subgraph, be it a loop, 2 parallel edges, or an undirected graph cycle. A *trail* is a path that is allowed to repeat vertices but not edges. For vertices x, y an *xy-trail* has ends x and y .

In graph $G = (V, E)$ for $S \subseteq V$ and $M \subseteq E$, $\delta_M(S)$ ($\gamma_M(S)$) denotes the set of edges of M with exactly one (respectively two) endpoints in S . We sometimes write For a set of vertices $S \subseteq V$ and a subgraph H of G , $\delta(S, M)$ ($\gamma(S, M)$). $d_H(v)$ ($d(v, H)$) denotes the degree of vertex v in H . When referring to the given graph G we often omit the last argument and write, e.g., $\delta(S)$. (For example a vertex v has $d(v) = |\delta(v)| + 2|\gamma(v)|$.)

We omit M (writing $\delta(S)$ or $\gamma(S)$) when $M = E$. A loop at $v \in S$ belongs to $\gamma(S) - \delta(S)$. For multigraphs G all of these sets are multisets.

For an undirected multigraph $G = (V, E)$ with function $f : V \rightarrow \mathbb{Z}_+$, an *f-matching* is a subgraph where each vertex $v \in V$ has degree at most $f(v)$. A maximum (cardinality) *f-matching* contains the greatest possible number of edges. Vertex v is *free* if strict inequality holds.

We often call an *f-matching* a *matching*. We refer to an ordinary matching as a *1-matching* (i.e., f is identically 1 for all vertices). $def(x)$ is the deficiency of vertex x in the current matching M , $def(x) = f(x) - |\delta(x, M)| - 2|\gamma(x, M)|$.

Consider a graph G with an *f-matching* M . An *augmenting trail* is an alternating trail A that begins and ends at a free vertex, such that $M \oplus A$ is a valid matching, i.e., the two ends of the trail still satisfy their degree bound f . (The trail may be closed, i.e., A begins and ends at the same vertex. *Alternating* means consecutive edges of A have opposite M-types.)

Additional notation for matchings is given at the start of Section 2.2.

2 Background

2.1 Shortest Augmenting Trails

Consider an *f-matching* M . Let S be an augmenting trail for M . $|S|$ denotes the length of S . S is a *shortest augmenting trail* if it has the minimum length possible. We call S a *sat*.

Hopcroft and Karp [15] and Karzanov [17] proved the fundamental result that for 1-matching the length of a sat is nondecreasing. The proof immediately extends to *f-matching*. For completeness we sketch it.

Lemma 2.1 *Let M be an arbitrary f -matching. Let S_1 be a sat for M and S_2 a sat for $M \oplus S_1$. Then $|S_1| \leq |S_2|$.*

Proof: Let N be the *f-matching* resulting from augmenting the two sats, $N = (M \oplus S_1) \oplus S_2$. Since $M \oplus N = S_1 \oplus S_2$ we have

$$|M \oplus N| \leq |S_1 \cup S_2| \leq |S_1| + |S_2|.$$

We claim $M \oplus N$ contains two edge-disjoint trails T_1, T_2 that are augmenting for M . This implies

$$|M \oplus N| \geq |T_1| + |T_2| \geq 2|S_1|.$$

Combining these two inequalities gives $|S_1| + |S_2| \geq 2|S_1|$, $|S_2| \geq |S_1|$ as desired. So to complete the proof we need only prove the claim.

For $i = 1, 2$ let trail S_i have ends v_i and w_i . (These four ends need not be distinct, in fact all four may be the same vertex.) Enlarge M to an f -matching M' by adding artificial edges $v_i w_i$, $i = 1, 2$. Every vertex $u \in V$ has $d(u, N) = d(u, M')$. So $N \oplus M'$ is a collection of edge-disjoint alternating circuits. Removing the two artificial edges creates two alternating trails that begin and end with edges of $N - M$ and hence are augmenting for M . (In detail let C_i be the circuit containing $v_i w_i$, $i = 1, 2$. If $C_1 \neq C_2$ then the desired augmenting trails are $T_i = C_i - v_i w_i$. If $C_1 = C_2$ then $C_1 - v_1 w_1 - v_2 w_2$ is the disjoint union of trails T_1 and T_2 .) \square

The lemma leads to the following high-level algorithm for finding a maximum cardinality f -matching. Define a *blocking set* to be a maximal size collection of edge-disjoint shortest augmenting trails. The algorithm repeatedly finds a blocking set and augments each of its trails. When no augmenting trail exists the matching is maximum.

Our goal is to show a maximum cardinality f -matching on a general graph can be found in time (1.1). Section 4 shows a blocking set can be found in time $O(m)$. So the goal is achieved by showing the high-level algorithm finds $O(\min\{\sqrt{f(V)}, n\})$ blocking sets on multigraphs and $O(n^{2/3})$ blocking sets on simple graphs. The arguments are as follows.

Let M be the f -matching at some point in the high-level algorithm. Let s be the length of a sat for M . We start with the simple analysis for multigraphs.

Proof of the $\sqrt{f(V)}$ bound A maximum cardinality matching M^* gives a collection of $(|M^*| - |M|)/2$ disjoint augmenting trails. Each such trail is alternating. Its length is $\geq s$. So it has $\geq (s-1)/2$ matched edges. This implies there are $\leq (f(V)/2)/(s-1)/2$ trails. When $s = \sqrt{f(V)} + 1$ there are $\leq \sqrt{f(V)}$ such trails. So the number of searches in the algorithm is $\leq 2\sqrt{f(V)} + 1$.

Proof of the n bound Any vertex v occurs at most twice in a sat. In proof, if a sat enters v on edge uv and reenters v on $u'v$, then the two edges have opposite M-types (otherwise we can omit the subtrail from uv to $u'v$.) Thus the algorithm halts with $s \leq 2n$.

Proof of the $n^{2/3}$ bound, high level The key property is

(*) Any f -matching has at most $4(n/s)^2$ more edges than M .

Taking $s = 2^{2/3}n^{2/3}$ shows after $\leq 2^{2/3}n^{2/3}$ searches, at most $(4/2^{4/3})n^{2/3} = 2^{2/3}n^{2/3}$ augmenting trails need be found. So the total number of searches is at most $2^{5/3}n^{2/3} < 4n^{2/3}$.

Section 3 will prove (*). We do this by defining a level graph LG and identifying a bottleneck level, as in [9] and [17]. Ultimately the argument is similar to the bipartite argument: We show some layer of LG has $\leq 4(n/s)$ nodes, hence $\leq 4(n/s)^2$ edges.

Our approach, both for proving (*) and for our corresponding efficient algorithm, is via weighted matching, as presented for ordinary matching by Gabow [10]. In detail suppose we seek a sat for a given f -matching M . Assign weights to the edges of G by

$$(2.1) \quad w(e) = \begin{cases} 0 & e \notin M \\ 2 & e \in M. \end{cases}$$

The (incremental) weight of an alternating trail T is defined as

$$w(T, M) = w(T - M) - w(T \cap M).$$

Initialize *BlockBound* to $\min\{\sqrt{f(\bar{V})}, 2n\}$ for multigraphs or $n^{2/3}$ for simple graphs. Then execute the following:

```

M ← a maximal f-matching, Δ ← 0
while (Δ < BlockBound)
  for (every edge e) w(e) ← if (e ∈ M) 2 else 0
  for (every vertex v) y(v) ← 1
  execute an f-matching search to find a maximum weight augmenting trail
  if (no augmenting trail is found) return M
  B ← a blocking trail set
  augment the trails of B
  Δ ← Δ + 2

loop
  search for an augmenting trail T
  if (no augmenting trail is found) return M
  augment T

```

Figure 1: Blocking trail algorithm to find a maximum f -matching.

An alternating trail T that starts with an unmatched edge emanating from a free vertex has length

$$(2.2) \quad |T| = -w(T, M) + |T| \bmod 2.$$

So a sat is an augmenting trail with the greatest possible weight. Edmonds' algorithm for ordinary matching, as extended to f -matchings by Gabow [11], finds such a trail.

Combining this idea with the high-level algorithm of Hopcroft and Karp gives the pseudocode for our algorithm in Fig. 1. We fill in the details of this algorithm in Section 4. First we will use this outline to prove (*), in Section 3.

2.2 Weighted Blossoms

The proof of (*) requires some basic properties of f -matching blossoms. We present them here. Readers familiar with [11] need only skim this section to review the notation. Fig. 2 illustrates the discussion.

We begin with more terminology for matchings.

Contracting a subgraph contracted vertex (all internal edges including internal loops disappear). We will even contract subgraphs that just contain a loop. We use the following notation for contractions. Let \bar{G} be a graph derived from G by contracting a number of vertex-disjoint subgraphs. $V(\bar{V})$ denotes the vertex set of G (\bar{G}), respectively. A vertex of \bar{G} that belongs to V (i.e., it is not in a contracted subgraph) is an *atom*. We identify an edge of \bar{G} with its corresponding edge in G . Thus an edge of \bar{G} incident to a contracted vertex is denoted as xy , where x and y are V -vertices in distinct \bar{V} -vertices, and $xy \in E$. Let H be a subgraph of \bar{G} . The *preimage* of H is a subgraph of G consisting of the edges of H , plus the subgraphs whose contractions are vertices of H , plus the

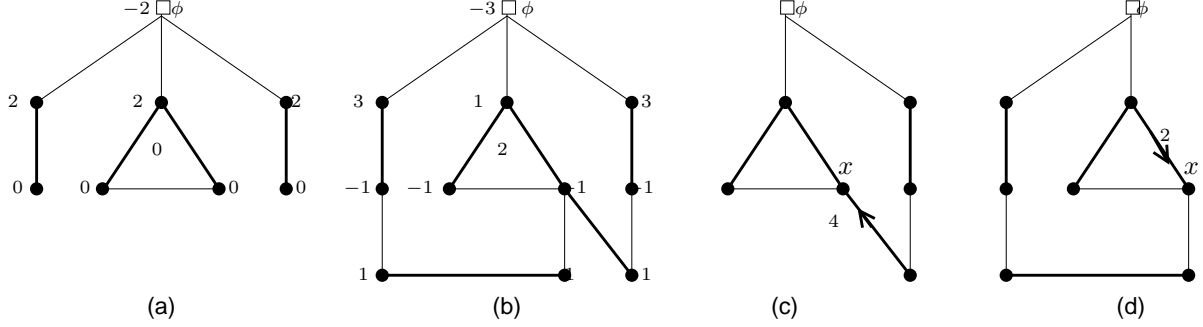


Figure 2: Blossoms and petalevels: (a) Search structure for $y(\phi) = -2$. Vertex labels are y values, and the triangle blossom has z -value 0. Edge weights are given by (2.1). (b) Search structure for $y(\phi) = -3$, with y and z values. One blossom B contains all vertices and has z -value 0. B can be parsed using the subblossom of (c) or of (d). Vertex x , as an outer vertex, is on level 2 in (d) and level 4 in (c).

atoms of H . $\overline{V}(H)$ ($V(H)$) denotes the vertex set of H (the preimage of H), respectively. Similarly $\overline{E}(H)$ ($E(H)$) denotes the edge set of H (the preimage of H), respectively.

Figures in this paper use the following conventions. Matched edges are drawn heavy, unmatched edges light. Free vertices are drawn as rectangles. Edge weights are always given by (2.1). Trails are indicated by arrowheads on their edges.

When discussing a matching M , the M -type of an edge e is M or \overline{M} depending on whether e is matched or unmatched, respectively. We usually denote an arbitrary M -type as μ , and $\mu(e)$ denotes the M -type of edge e .

Let G be a graph with an f -matching. A trail is *closed* if it starts and ends at the same vertex. A trail is *alternating* if every 2 consecutive edges have opposite M -types. The first and last edges of a closed trail are not consecutive.

Blossoms are defined recursively as follows. Let \overline{G} be a graph derived from G by contracting a family \mathcal{A} of zero or more vertex-disjoint blossoms. Let C be a closed trail in \overline{G} that starts and ends at a vertex $\alpha \in V(\overline{G})$. The preimage of C is a *blossom* B with *base vertex* $\beta(B)$ if C has the following properties:

If α is an atom then C starts and ends with edges of the same M -type. B has this M -type and $\beta(B) = \alpha$.

If $\alpha \in \mathcal{A}$ then B has the same M -type as α and $\beta(B) = \beta(\alpha)$.

If v is an atom of C then every 2 consecutive edges of $\delta(v, C)$ alternate.

If $v \in \mathcal{A} \cap C$ then $d(v, C) = 2$. Furthermore if $v \neq \alpha$ then $\delta(\beta(v), C)$ contains an edge of opposite M -type from v .

Note that as a subgraph of G , a blossom B has vertex and edge sets $V(B)$ and $E(B)$. Also note in Fig.2 the blossom of part (b) can be viewed as being formed from the blossom of part (c) or the blossom of part (d). (This nonuniqueness is usually irrelevant.)

In addition we define the *base edge* of a blossom A , denoted $\eta(A)$. $\eta(A)$ is an edge that leaves $V(A)$ from vertex $\beta(A)$, and it has opposite M -type from A . Every blossom with base $\beta(A)$ has the same base edge $\eta(A)$. So now assume A is the maximal blossom with base vertex $\beta(A)$. If A is in the closed trail C of some blossom, $\eta(A)$ is the edge required in the above definition. (In case both edges of $\delta(\beta(v), C)$ qualify, the choice for $\eta(A)$ is arbitrary.) If A is a maximal blossom (i.e.,

not in such a closed trail) $\eta(A)$ is some chosen edge (of opposite M -type from A); it will be clear from context.

Blossoms where $\beta(A)$ is a free vertex are a special case. We say the blossom is free. A free blossom has M -type \overline{M} (since an augmenting trail always begins with an unmatched edge). Also the vertex $\beta(A)$ has deficiency 1. (Otherwise the edges of A contain an augmenting trail, and the blossom structure is irrelevant.) For a free blossom $\eta(A)$ is a matched edge from an artificial vertex ε to $\beta(A)$.

For any blossom B , any edge leaving B other than $\eta(B)$ is a *petal* of B . Blossom B is *heavy* (*light*) if its M -type is M (\overline{M}), respectively.

In a blossom B with base vertex β , each vertex $v \in V(B)$ has 2 associated $v\beta$ -trails in $E(B)$, $P_i(v, \beta)$, $i = 0, 1$. Each P_i is alternating and ends with an edge whose M -type is that of B . The starting edge for $P_1(v, \beta)$ has the same M -type as B ; it has the opposite M -type for $P_0(v, \beta)$. There is one exceptional trail: $P_0(\beta, \beta)$ is the length 0 trail β .

Next we describe the linear program dual variables for weighted matching, as they are maintained in [11] (extending [7]). Assume every edge of G has a numerical *weight* $w(e)$. We define a subset of the edges incident to a blossom B by

$$I(B) = \delta(V(B), M) \oplus \eta(B).$$

(Here M is the matching and I stands for ‘‘incident’’.) There are two dual functions $y : V \rightarrow \mathbb{R}$, $z : 2^V \rightarrow \mathbb{R}_+$. Define $\widehat{yz} : E \rightarrow \mathbb{R}$ by

$$(2.3) \quad \widehat{yz}(e) = y(e) + z\{B : e \in \gamma(B) \cup I(B)\}.$$

The duals satisfy the LP feasibility conditions, which (using CS for blossoms) are:

$$\begin{aligned} e \text{ matched} &\Rightarrow e \text{ is } \textit{underrated}, \text{ i.e., } \widehat{yz}(e) \leq w(e) \\ e \text{ unmatched} &\Rightarrow e \text{ is } \textit{dominated}, \text{ i.e., } \widehat{yz}(e) \geq w(e) \end{aligned}$$

We say e is *tight* if equality holds, otherwise *loose*. The terms *strictly dominated* and *strictly underrated* refer to the possibilities $> w(e)$ and $< w(e)$ respectively.

A *positive blossom* has positive z -value. For any positive blossom B every edge of $E(B) + \eta(B)$ is tight. (A *zero blossom* has $z(B) = 0$. Note that the subgraph of a zero blossom can be part of the subgraph of a positive blossom. For example the blossoms of Fig.2(b)–(d) are zero blossoms. We can make (b) a positive blossom (lower $y(\phi)$ to -4) but (c) or (d) remains a zero blossom.)

The last property of duals is that all free vertices ϕ have the same y -value $y(\phi)$. A *structured matching* consists of a matching, duals y, z , and positive blossoms wherein every unmatched (matched) edge is dominated (underrated) respectively; every edge in a positive blossom subgraph is tight; and every free vertex has the same y -value.

Edmonds’ algorithm and its extension to f -matching both work by constructing a ‘‘search structure’’ \mathcal{S} . The structure consists of atoms and blossoms, and $\overline{\mathcal{S}}$ denotes \mathcal{S} with all blossoms contracted. $\overline{\mathcal{S}}$ is a forest, and we call the elements of $V(\overline{\mathcal{S}})$ ‘‘nodes’’. (Recall our tree terminology from Section 1.) Every edge of \mathcal{S} is tight. The roots of $\overline{\mathcal{S}}$ are the free vertices/blossoms. If v is an atom of $\overline{\mathcal{S}}$ then $\tau(v)$ alternates with each child edge of v . (For a free vertex v take $\tau(v) = \varepsilon v$.) The base edge of a blossom B in \mathcal{S} is its parent edge $\tau(B)$.

Every node of $\overline{\mathcal{S}}$ has a corresponding path to the root of its search tree. These paths expand to trails in G for every vertex of \mathcal{S} . We denote the trails as $P_j(v)$, defined as follows. Call an atom v of $\overline{\mathcal{S}}$ *inner* if $\tau(v)$ is unmatched and *outer* if $\tau(v)$ is matched. Correspondingly an *io-type* is i or

o , for inner and outer respectively. A vertex v in a blossom has both io-types. Any vertex of \mathcal{S} has a trail $P_j(v)$. Here j is the io-type of v . $P_j(v)$ starts with an edge from v that is unmatched (matched) for $j = i$ ($j = o$). It ends on an unmatched edge to a free vertex. $P_j(v)$ starts with $\tau(v)$ if v is atomic. If v is in a blossom $P_j(v)$ starts with the trail $P_i(v)$, where i is chosen to correspond with j . A node on a path to the root in $\overline{\mathcal{S}}$ expands in a P trail in the obvious way. Every trail $P_j(v)$ is alternating.

For a blossom B , two edges of $\delta(B)$ *alternate* if one of the edges is $\eta(B)$. The motivation for this definition is that the two edges can be combined with the appropriate P_i trail to form an alternating trail in G . Note that with this definition, $\overline{\mathcal{S}}$ is an alternating forest, i.e., its edges alternate at every node.

$P_j(v)$ is a shortest alternating trail that starts with an unmatched (matched) edge for $j = i$ ($j = o$) and ends with an unmatched edge to a free vertex. (This can be proved following the development in [10] for 1-matching, or using the tracking algorithm of Section 3. But we do not use this fact.) We denote the length of $P_j(v)$ as $l_j(v)$. $l_j(v)$ is the basic level of a vertex in the level graph. But unlike level graphs of previous papers, vertices have other levels. We call these other levels *petalevels*, since they are caused by petals in shortest trails.² Fig. 2(c)-(d) show a vertex with ordinary level $l_o(x) = 2$ and petalevel 4.

2.3 Multiple Petalevels

This section provides a central motivation for our proof of (*), an example graph with too many petalevels to include in the desired level graph. Strictly speaking the example is not needed to prove (*). But we include it here to provide an in-depth look at the search structure \mathcal{S} , to illustrate how multiple petalevels arise, and to provide details about how the example graph's search structure can actually occur in our algorithm Fig. 1. (The remaining details for this are given in Appendix A.)

The example graph $EG(b)$ has b blossoms, for any even $b \geq 2$. $EG(b)$ has $\Theta(b)$ vertices and edges. It has sat length $4b + 1$ and importantly, $\Theta(b^2)$ petalevels. Fig.3 gives a simple example, with $b = 4$ and sat length 17. Its table shows there are 6 petalevels (that are not ordinary levels).

As usual vertical level in the figure corresponds to level, i.e., shortest distance from a free vertex. So the two vertices with y -value 0 are at level 8. Edges drawn vertically are in the search structure \mathcal{S} .

The blossoms B_i are alternately heavy and light. The triangle blossom B_1 has a slightly different structure from the others. Changing it to have the same structure gives a similar construction, with multiple petalevels. We do not present it because that structure cannot be grown using the algorithm of Fig.1. Fig.5 shows how the algorithm grows the search structure of Fig. 3.

Note also that a similar example uses only light blossoms. So our construction can be modified for ordinary matching. The given construction has the advantage of being smaller.

Fig.4 illustrates the general structure of the example graph EG . In addition we assume $f(p_0) = f(\beta_b) = 1$. The remaining vertices are saturated, as implied by the figure, and their f -value is 1 or 2. The figure implies the following expressions that combine to define the augmenting trail of a cross edge $\beta_i p_{1+3(b-i)}$.

Let j be the io-type o (i) for i odd (even). Let $S_i = s_{i1}s_{i2}s_{i3}s_{i4}$. For every $i \geq 1$,

$$(2.4) \quad l_j(\beta_i) = \beta_b \dots \beta_i S \beta'_1 \beta_1 \dots \beta_i$$

²In more detail ordinary levels are formed by trails that enter every positive blossom on its base edge. So they are "basic levels". In contrast petalevels enter at least one positive blossom on a petal.

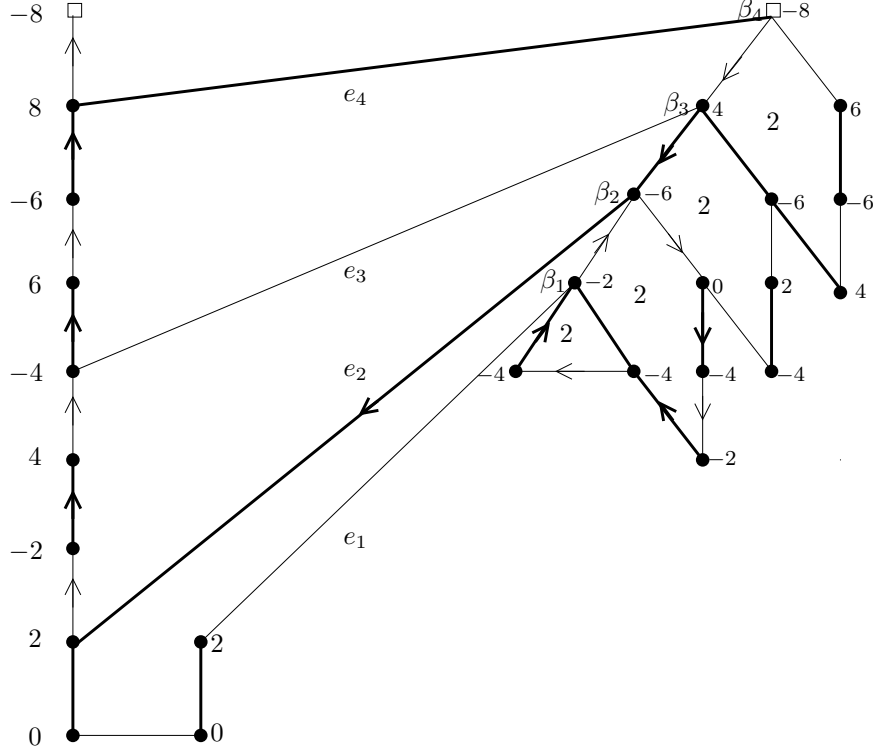


Figure 3: Vertices have multiple petalevels in graph $EG(4)$. Four sats of length 17 are formed by “cross edges” e_i , $i = 1, \dots, 4$. Arrows give e_2 's sat. Vertex β_i , $i = 1, \dots, 4$, is the base of blossom B_i , which consists of the edges touching the i lowest 2's (B_4 consists of all the edges descending from β_4 , and B_i , $i < 4$ consists of all but the rightmost edge descending from β_i). The base vertices occur at various levels in the sats: The table gives the level $l(B_j)$ of base β_j in the sat for e_i .

	$l(\beta_1)$	$l(\beta_2)$	$l(\beta_3)$	$l(\beta_4)$
e_1	6			
e_2	8	9		
e_3	10	11	12	
e_4	12	13	14	15

where

$$(2.5) \quad S = \begin{cases} S_i S_{i-1} \dots S_2 & i > 1 \\ s_{24} & i = 1. \end{cases}$$

This trail illustrated in Fig.3 for $i = 2$ and 4(a) for i odd.

To calculate the length of β_i 's trail first note $|S| = 3(b - i)$. So $|l_j(\beta_i)| = (b - i) + 1 + 3(i - 1) + 1 + 1 + (i - 1) = b + 3i - 1$.

The augmenting trail for β_i is

$$(2.6) \quad l_j(\beta_i) p_{1+3(b-i)} \dots p_0.$$

Its length is $(b + 3i - 1) + 1 + (1 + 3(b - i)) = 4b + 1$ as desired.

It is clear that the graph has size $\Theta(b)$, and (2.4) implies there are $\Theta(b^2)$ petalevels. It only remains to prove the augmenting trails of (2.4) are all sats, i.e., $s = 4b + 1$. Appendix A shows

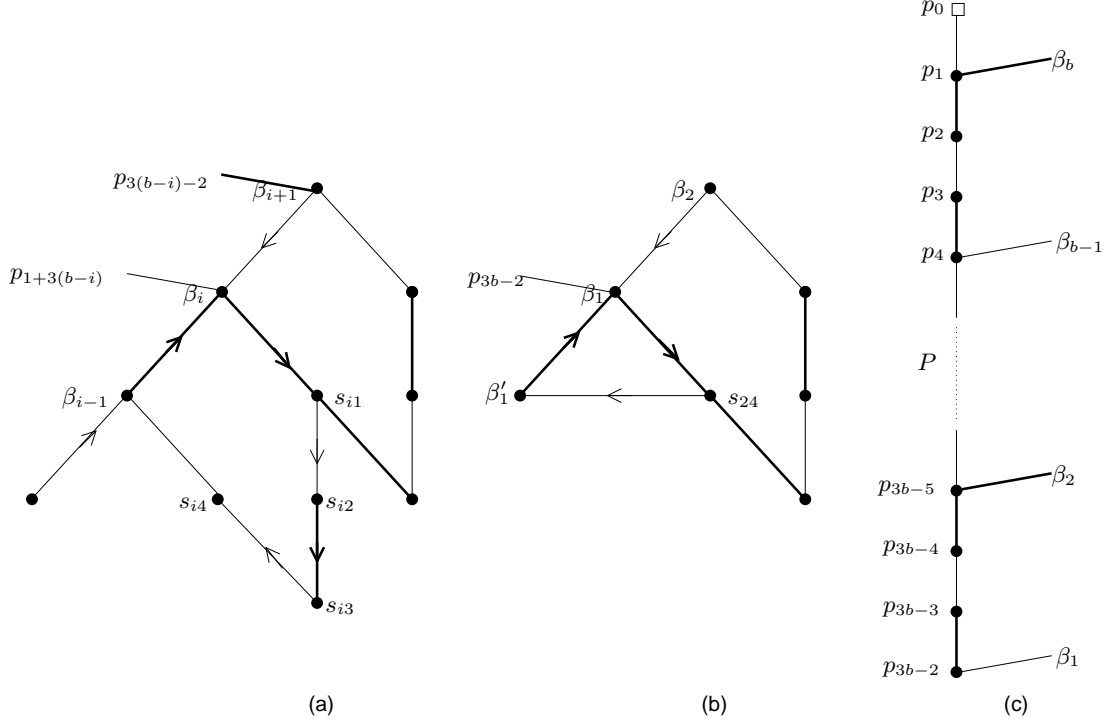


Figure 4: General structure of $EG(b)$: (a) Blossoms B_i and B_{i+1} , $i > 1$ odd: Blossom B_{i-1} is extended to B_i by a path of 5 edges, $\beta_{i-1}, \beta_i, s_{i1}, s_{i2}, s_{i3}, s_{i4}$. Arrows give edges on the alternating trail for $l_o(\beta_i)$. B_i extends to B_{i+1} by a similar path, with similar alternating trail. For any j (odd or even), $s_{j4} = s_{j-1,1}$ and cross edge $\beta_j p_{1+3(b-j)}$ is unmatched iff j is odd. (b) Base case of the construction: Blossoms B_1 and B_2 are defined like part (a) except B_1 is replaced with a triangle as shown. (c) P is an alternating path of length $3b - 1$. The subpath of P from p_0 to $p_{1+3(b-i)}$, followed by the cross edge to blossom base β_i , is also alternating.

this by exhibiting the optimum dual values. Here we present a path-tracing argument for greater intuition.

Let T be a sat. The degree constraints imply T contains both free vertices p_0 and β_b . So T contains a cross edge $p_{1+3(b-i)}\beta_i$. The alternation of T implies similar properties on both sides of the cross edge:

Proposition 2.2 (a) $T \cap P$ is the path $p_0, \dots, p_{1+3(b-i)}$.

(b) For $i = 1$ T contains $\beta_1\beta'_1s_{24}\beta_1$ or its reverse.

(c) For $i > 1$ if T contains the directed edge $s_{i1}s_{i2}$ then it contains $S\beta'_1\beta_1 \dots \beta_i$. (S is defined as in (2.5).)

Proof: (a) A cross edge directed to p_j alternates with $p_j p_{j-1}$, but not $p_{j+1} p_j$ (see Fig. 4(c)). Using this, a simple downward induction (starting at $j = p_{1+3(b-i)}$) shows T contains directed edge $p_j p_{j-1}$.

The arguments for (b)–(c) are similar to (a): Arriving at a vertex v on a directed edge wv , alternation implies there is only one possibility for the next edge.

(b) Examining Fig. 4(b), we use the nonalternation of directed edge $s_{24}s_{23}$.

(c) Examining Fig. 4(a)–(b), we successively use nonalternation of directed edges $s_{j4}\beta_{j-1}$, $s_{24}\beta_1$, $\beta_j s_{j+1,4}$. \square

Part (a) of the lemma shows T consists of the trail $p_0 \dots p_{1+3(b-i)}\beta_i$ and a trail from β_i to β_b , that begins with an edge of opposite M-type from the cross edge $p_{1+3(b-i)}\beta_i$. We claim that trail must be $l_j(\beta_i)$. (2.6) then shows $s = 4b + 1$ as desired.

Before proving the claim we show another simple property (self-evident from Fig. 4(a)-(b)).

Proposition 2.3 *A shortest path tree for B_b is $E(B_b) - \{s_{i3}s_{i4} : i > 1\} - s_{24}\beta'_1$.*

Proof: First observe that for any $i > 1$, the directed edge $s_{i3}s_{i4}$ is not in a shortest path tree of B_i . This follows since the path $\beta_i\beta_{i-1}s_{i4}$ is shorter than $\beta_i s_{i1}s_{i2}s_{i3}s_{i4}$. Using this, an easy induction shows no edge $s_{j3}s_{j4}$ is in a shortest path tree for B_i . This easily gives the proposition. \square

For $i = 1$ a shortest path from β_1 to β_b is $\beta_1 \dots \beta_b$. For every $i > 1$, a shortest path from s_{i1} to β_b is $s_{i1}\beta_i \dots \beta_b$.

Proof of the Claim: We first assume $1 < i < b$. The two exceptions are minor variants, which we treat after the main case.

T enters blossom B_i on cross edge $p_{1+3(b-i)}\beta_i$. To reach β_b it leaves B_i either on edge $\beta_i\beta_{i+1}$ or $s_{i+1,4}s_{i+1,3}$. Observe that in both cases T contains an alternating trail from β_i to the edge $s_{i1}s_{i2}$: To leave on $\beta_i\beta_{i+1}$ alteration implies T uses both edges descending from the cross edge, and alteration at s_{i1} implies T uses $s_{i1}s_{i2}$ as claimed. To leave on $s_{i+1,4}s_{i+1,3}$, alteration at $s_{i+1,4} = s_{i1}$ also implies T uses $s_{i1}s_{i2}$.

Now Proposition 2.2(c) shows T contains

$$S\beta'_1\beta_1 \dots \beta_i.$$

The rest of T joins s_{i1} to β_b . Proposition 2.3 implies a shortest such path path is

$$s_{i1}\beta_i \dots \beta_b.$$

T can use this path, since it alternates with $s_{i1}s_{i2}$. Since T is a sat we can assume T uses it. Now (2.4) shows the claim holds.

Case $i = 1$: After the unmatched cross edge T must contain the two matched edges incident to β_1 (in either order). So T contains the entire triangle. Then it can follow the path $\beta_1 \dots \beta_b$. As in the main case we can assume it is used. So wlog T contains $\beta_1\beta'_1s_{24}\beta_1 \dots \beta_b$ as desired.

Case $i = b$: The matched cross edge implies T contains an alternating trail beginning and ending with unmatched edges, i.e., $\beta_b\beta_{b-1}$ and $\beta_b s_{b1}$. The latter implies T contains $s_{b1}s_{b2}$. The rest of the argument is the same as $i < b$. \spadesuit

3 The Simple Graph Bound

As shown in the previous section the n vertices of a given graph may have $\Theta(n^2)$ different petalevels. Most of these must be discarded in our desired level graph.

Motivation We begin by discussing an approach to define a small level graph that is tempting but, to the best of our knowledge, fails.

Like [4, 5] it is based on classifying each blossom as “big” or “small”, depending on whether its “size” (appropriately defined) is \geq or $< n^{1/3}$. Assuming disjointness there are $\leq n/n^{1/3} = n^{2/3}$ big blossoms, so augmenting trails through their base edges can be ignored. A vertex v in a small blossom S can be traversed on an edge of $\gamma(S)$ at most to $n^{1/3}$ times, so only $n^{1/3}$ petalevels are needed for v . And over $n^{2/3}$ levels, some level has $\leq (n \times n^{1/3})/n^{2/3} = n^{2/3}$ such petalevels, so $\leq n^{2/3}$ augmenting trails pass through that layer of LG . Unfortunately it does not seem possible to complete this approach. For instance the edges of $\delta(S)$ cannot be accounted for. In fact our approach ignores the notion of big blossoms entirely.

Instead, our approach resembles previous definitions of the level graph: Every vertex is represented at most twice in the level graph (just once for the previous definitions). An important difference is that our level graph depends on the collection \mathcal{T} of augmenting trails being analyzed. In contrast previous definitions have a unique level graph.

To begin consider a graph with edge weights (2.1). All references to a matching, blossoms, dual variables, etc. refer to some fixed structured matching. (The structured matching will be provided by the algorithm of Fig.1.)

We start with some motivation. We shall see the following formula for the ordinary level of a vertex v and any $j \in \{i, o\}$:

$$(3.1) \quad l_j(v) = \begin{cases} y(v) - y(\phi) & j = o \\ 1 - (y\{v, \phi\} + z(v)) & j = i \end{cases}$$

where

$$z(v) = z\{B : v \in B\}.$$

The formula is valid for any search structure containing the corresponding trail $P_j(v)$.

Reading $P_j(v)$ in reverse, note that it enters every blossom containing v through its base edge (e.g., $P_j(\beta_1)$ for either j in Fig.3). When v occurs on a petalevel in some $P_j(v')$, a blossom containing v can be entered on a petal (e.g., $v = \beta_1$ in $P_j(\beta_2)$ in Fig.3). Equation (3.1) generalizes to give the length of petalevels as follows.

Consider an alternating trail T from free vertex ϕ to v , ending in an edge of io-type j . Let ι be the “entrance sequence” of v in T , i.e., for every positive blossom A containing v , $\iota_A \in \{b, p\}$ is b if T enters A on its base edge, p if it enters on a petal (ι is mnemonic for “in” value). We write $\iota_A(v)$ if the vertex is not clear. Define the petalevel

$$(3.2) \quad l_j(v, \iota) = \begin{cases} y(v) - y(\phi) + z_p(v, \iota) & j = o \\ 1 - (y\{v, \phi\} + z_b(v, \iota)) & j = i, \end{cases}$$

where for $c \in \{b, p\}$,

$$z_c(v, \iota) = z\{A : v \in A, \iota_A = c\}.$$

When T enters and leaves A more than once, ι_A is defined by the last entry. Here the dual values y, z are for any structured matching. As an example in Fig.3 vertex β_1 in $P_j(\beta_2)$ has $l_o(\beta_1, \iota) = -2 - (-8) + 2 = 8$.

It is easy to see that (3.2) becomes (3.1) when T is $P_j(v)$. Note that an atom v has an empty ι . For nonatomic v , both of its ordinary levels $l_j(v)$ have $\iota_A = b$ for every blossom A containing v . Note also that any entrance sequence $\iota(v)$ has $l_j(v, \iota) \geq l_j(v)$.

(3.1) and (3.2) can be proved by a “blossom-tracking” argument similar to [10] for ordinary matching. We omit this in this paper, since we can always rely on our more powerful petalevel-tracking approach. We proceed to explain how we track an augmenting trail T (for the level graph).

Natural petalevels We will present two versions of the petalevels of (3.2). The *natural petalevels* define ι using the following rule. The dummy vertex ε leading to free vertices is not in any blossom and so has an empty entrance sequence. Suppose T advances on an edge uv , with $\iota(u)$ already defined. For any positive blossom A containing v ,

$$(3.3) \quad \iota_A(v) = \begin{cases} \iota_A(u) & u \in A \\ b & u \notin A, uv = \eta(A) \\ p & u \notin A, uv \neq \eta(A). \end{cases}$$

These natural petalevels are consistent with the description of petalevels in (3.2). Note this definition makes $\iota(v)$ empty if v is atomic. Also note that the entry for a base edge is consistent: For blossoms $A' \subset A$ with the same base edge $uv = \eta(A) = \eta(A')$, $\iota_{A'}(v) = \iota_A(v)$.

We will analyze the natural petalevels before discussing the second version of petalevels. The following lemma is the basis of the crucial property that T goes from one level of LG to the next, unless it falls back to a lower level. The lemma gets extended to the variant petalevels in the corollary below.

We associate an i/o type with an edge by using its M-type and assuming we are advancing along the edge. Specifically for an M-type $\mu \in \{M, \overline{M}\}$ define

$$(3.4) \quad j(\mu) = \begin{cases} i & \mu = \overline{M} \\ o & \mu = M. \end{cases}$$

When considering an edge uv we usually define $j = j(\mu(uv))$. Also for $j \in \{i, o\}$ \bar{j} denotes the opposite i/o value from j . Similarly for $\bar{j}(\mu(uv))$.

Lemma 3.1 *Consider an edge uv in an augmenting trail T , where all petalevels are natural.*

(a) *For $j = j(\mu(uv))$,*

$$(3.5) \quad l_j(v, \iota(v)) \leq l_{\bar{j}}(u, \iota(u)) + 1.$$

(b) *Equality holds in (a) iff uv is tight and it alternates at every positive blossom that it leaves, i.e., for every positive blossom A with $u \in A \not\ni v$, either $\iota_A(u) = b$ or $uv = \eta(A)$.*

Proof: The two possibilities uv matched and unmatched are symmetric, so we cover them in parallel. We begin by reducing the lemma to symmetric inequalities (3.8) and (3.11), and their tightness.

Case $uv \in M$: The lemma’s inequality is $l_i(u, \iota(u)) + 1 \geq l_o(v, \iota(v))$, i.e., $1 - (y\{u, \phi\} + z_b(u, \iota(u))) + 1 \geq y(v) - y(\phi) + z_p(v, \iota(v))$. Rearrange this to the equivalent inequality

$$(3.6) \quad 2 \geq y\{u, v\} + z_b(u, \iota(u)) + z_p(v, \iota(v)).$$

Since uv is undervalued,

$$(3.7) \quad 2 \geq y\{u, v\} + z(uv).$$

We will show

$$(3.8) \quad z(uv) \geq z_b(u, \iota(u)) + z_p(v, \iota(v)),$$

Part (a) follows from (3.7) and (3.8). So we need only prove the latter for part (a). Equality in (3.5) is equivalent to equality in (3.7) and (3.8). So for (b) we need only prove equality in (3.8) is equivalent to (b)'s second condition.

Case $uv \in \overline{M}$: We wish to prove $l_o(u, \iota(u)) + 1 \geq l_i(v, \iota(v))$, i.e., $y(u) - y(\phi) + z_p(u, \iota(u)) + 1 \geq 1 - (y\{v, \phi\} + z_b(v, \iota(v)))$. Rearrange this to the equivalent inequality

$$(3.9) \quad y\{u, v\} + z_p(u, \iota(u)) + z_b(v, \iota(v)) \geq 0.$$

Since uv is dominated,

$$(3.10) \quad y\{u, v\} + z(uv) \geq 0.$$

We will show

$$(3.11) \quad z_p(u, \iota(u)) + z_b(v, \iota(v)) \geq z(uv).$$

(3.5) follows from (3.10)–(3.11), so we need only prove (3.11) for (a). Similarly equality in (3.5) amounts to equality in the two above inequalities. So (b) amounts to showing equality in (3.11) is equivalent to (b)'s second condition.

We will show that the desired inequalities (3.8) and (3.11) hold blossom-by-blossom, i.e., any blossom A contributes at least as much to the LHS as the RHS. To do this, in the context of the chosen blossom A we let LHS be A 's contribution to the LHS of (3.8) (respectively (3.11)) and similarly for RHS , when discussing the set M (respectively \overline{M}). We will show $LHS \geq RHS$. In addition we will show some A has $LHS > RHS$ iff uv does not alternate at A , more precisely, $u \in A \not\prec v$ with $\iota_A(u) = p$ and uv a petal of A . This clearly implies part (b) of the lemma.

A blossom A contributing to a term in (3.8) or (3.11) contains at least one of u, v . (In particular we are done if neither vertex is in a blossom. A vertex not in a blossom is either atomic or it does not belong to \mathcal{S} .) We consider three cases, $uv \in \gamma(A)$, $uv = \eta(A)$, or uv a petal of A .

Case $u, v \in A$: A contributes $z(A)$ to $z(uv)$. We show it makes the same contribution to the other side of (3.8) and (3.11).

(3.3) for this case implies $\iota_A(u) = \iota_A(v)$. This value $\iota_A(u)$ is either b or p. Thus $z(A)$ contributes to exactly one of the terms $z_b(u, \iota(u))$, $z_p(v, \iota(v))$ in (3.8), and exactly one of the terms $z_p(u, \iota(u))$, $z_b(v, \iota(v))$ in (3.11).

So $LHS = RHS = z(A)$ as desired.

Case $uv = \eta(A)$: First assume uv is matched. We will show $LHS = RHS = 0$. The case makes $uv \notin I(A)$, so $LHS = 0$.

Suppose $v = \beta(A)$. Thus T enters A on its base uv . So T does not enter A on a petal, i.e., it does not contribute to the RHS term $z_p(v, \iota(v))$. Also $u \notin A$, so A does not contribute to the RHS term $z_p(u, \iota(u))$. So $RHS = 0$ as desired.

Suppose $u = \beta(A)$. Thus T leaves A on its base uv . So T enters A on a petal. Thus A does not contribute to the RHS term $z_b(u, \iota(u))$. Also $v \notin A$, so A does not contribute to the RHS term $z_p(v, \iota(v))$. So $RHS = 0$ as desired.

Next assume uv is unmatched. Opposite from before we show $LHS = RHS = z(A)$. The case makes $uv \in I(A)$, so $RHS = z(A)$.

Suppose $v = \beta(A)$. Thus T enters A on its base uv . So A contributes to the LHS term $z_b(v, \iota(v))$. Also $u \notin A$, so A does not contribute to the LHS term $z_p(u, \iota(u))$. So $LHS = z(A) + 0 = z(A)$ as desired.

Suppose $u = \beta(A)$. Thus T leaves A on its base uv . So T enters A on a petal. This makes A contribute to the LHS term $z_p(u, \iota(u))$. Also $v \notin A$, so A does not contribute to the LHS term $z_b(v, \iota(v))$. So $LHS = z(A) + 0 = z(A)$ as desired.

Case uv a petal of A : First assume uv is matched. Clearly $uv \in I(A)$ so $LHS = z(A)$. Since A contains only one of the vertices u, v , only one of the RHS terms $z_b(u, \iota(u))$, $z_p(v, \iota(v))$ can be positive. Thus $LHS \geq RHS$ as desired.

Suppose $u \in A$. Note the RHS term $z_b(u, \iota(u))$ has a contribution from A iff $\iota_A(u) = b$, which may or may not hold for T . $\iota_A(u) = b$ implies $RHS = z(A) = LHS$. Also T alternates at A , as desired for (b). $\iota_A(u) = p$ implies $RHS = 0 < z(A) = LHS$. T does not alternate at A . Again (b) holds.

Suppose $v \in A$. A contributes to the RHS term $z_p(v, \iota(v))$, so $LHS = RHS$.

Next assume uv is unmatched. Clearly $uv \notin I(A)$ so $RHS = 0$. Thus $LHS \geq RHS$ as desired.

Suppose $u \in A$. The LHS term $z_p(u, \iota(u))$ has a contribution from A iff $\iota_A(u) = p$. $\iota_A(u) = b$ implies $RHS = 0 = LHS$. T alternates at A , as desired for (b). $\iota_A(u) = p$ implies $LHS = z(A) > 0 = RHS$. T does not alternate at A . Again (b) holds.

Suppose $v \in A$. A does not contribute to the RHS term $z_b(v, \iota(v))$, so $LHS = RHS = 0$. \square

Shortened petalevels As noted there are too many natural petalevels to use in the level graph. But some of them are extraneous. The following property is the source of the redundancy.

Proposition 3.2 *Let ι and ι' be in-values for vertex v that are identical except that Δ positive blossoms A have $\iota_A = p$ and $\iota'_A = b$. Then for any $j \in \{i, o\}$, $l_j(v, \iota') \leq l_j(v, \iota) - 2\Delta$.*

Proof: If v is outer A contributes $z(A)$ to the ι petalevel and 0 to the ι' version. If v is inner the contribution is 0 to the ι petalevel and $-z(A)$ to the ι' version. \square

For clarity we write LG^* to denote our version of the level graph (using LG to denote generic level graphs). The petalevels used in LG^* sometimes make the change of the proposition, i.e., p entries are changed to b . In keeping with the proposition we call this change a *shortening*. Intuitively, shortening destroys progress of T towards the goal, the last level of LG . But that progress is not needed, since T advances from the shortened petalevel to the goal only one level at a time.

We integrate shortening into the tracking as follows. To set the stage, we are given a collection \mathcal{T} of edge disjoint augmenting trails. Start by choosing an arbitrary orientation for every \mathcal{T} -trail. For each positive blossom A we will define a unique value ι_A such that every vertex $v \in A$ has $\iota_A(v) = \iota_A$ in each of its petalevels. Specifically we define $\iota_A = b$ if some trail $T \in \mathcal{T}$ enters A on its base. Otherwise $\iota_A = p$.

Observe this is well-defined, since any base edge $\eta(A)$ is on at most one \mathcal{T} -trail. The effect of this rule is to change an in-value p to b when T enters A on a petal, but some other \mathcal{T} -trail enters A on its base.

This translates to the new version of (3.3):

$$(3.12) \quad \iota_A(v) = \begin{cases} \iota_A(u) & u \in A \\ b & u \notin A, \text{ some } \mathcal{T}\text{-trail enters } A \text{ on } \eta(A) \\ p & u \notin A, \text{ no } \mathcal{T}\text{-trail enters } A \text{ on } \eta(A). \end{cases}$$

This change means that in-values no longer correspond exactly to the direction a blossom is entered. The reader should bear this distinction in mind throughout the rest of this section. Now we show the lemma for natural petalevels is preserved by shortening.

Corollary 3.3 *Consider a graph where all petalevels are defined using rule (3.12). Inequality (3.5) continues to hold.*

Remark: The shortening affects the shortened petalevel as well as all of the following petalevels. Because of the latter the corollary does not immediately follow from Proposition 3.2.

Proof: As in the lemma consider an edge uv . We will refer to the proof of the lemma, explicitly pointing out any changes needed for the corollary. All case references below are to the corresponding case in the lemma's proof.

In the first two cases $uv \in M$, $uv \in \overline{M}$, the reductions to (3.8) and (3.11) are unchanged. The z_p and z_b quantities are now interpreted using (3.12) for ι -values.

Case $u, v \in A$: The proof is unchanged: The claim that $\iota_A(u) = \iota_A(v)$ follows from the first case of (3.3), which is also the first case of (3.12).

Case $uv = \eta(A)$: First assume uv is matched.

Suppose $v = \beta(A)$. Thus T enters A on its base uv . The second case of (3.12) shows $\iota_A(v) = b$. Thus A does not contribute to the RHS term $z_p(v, \iota(v))$, as in the lemma.

Suppose $u = \beta(A)$. As in the lemma T enters A on a petal, say rs . As in the lemma the RHS term $z_b(u, \iota(u))$ is 0, but now the following argument is used. The first case of (3.12) implies $\iota_A(u) = \iota_A(s)$. No \mathcal{T} -trail enters A on its base (since T leaves A on its base edge $\eta(A) = uv$, and \mathcal{T} uses edge uv only once). Thus (3.12) defines $\iota_A(s)$ as p . So $\iota_A(u) = p$ and $z_b(u, \iota(u)) = 0$ as desired.

Now assume uv is unmatched.

Suppose $v = \beta(A)$. As in the lemma this means T enters A on its base uv . T satisfies the second line of (3.12), i.e., $u \notin A$ and T enters A on its base. So A contributes to the LHS term $z_b(v, \iota(v))$. As in the lemma A does not contribute to the LHS term $z_p(u, \iota(u))$.

Suppose $u = \beta(A)$. As in the lemma this means T leaves A on its base uv . Let rs be the edge of T that enters A before leaving on uv . \mathcal{T} uses uv only once, so $\iota_A(s) = p$ by the third line of (3.12). The first line implies $\iota_A(u) = p$. Thus A contributes to the LHS term $z_p(u, \iota(u))$, as desired.

Case uv a petal of A : First suppose uv is matched. If $u \in A$ the argument does not change: The RHS term $z_b(u, \iota(u))$ has a contribution from A iff $\iota_A(u) = b$, which may or may not hold for T . If it does then $RHS = z(A) = LHS$.

If $v \in A$ then T enters A on a petal. The second or third line of (3.12) applies. The third line keeps $\iota_A(v) = p$ so as in the lemma, A contributes to the RHS term $z_p(v, \iota(v))$. The second line means A does not contribute to the RHS and $LHS > RHS$.

Next assume uv is unmatched. As in the lemma this makes $RHS = 0$ so $LHS \geq RHS$ as desired. In more detail suppose $u \in A$. T may or may not have $\iota_A(u) = p$. The former gives strict

inequality $LHS > RHS$. Suppose $v \in A$. T may or may not have $\iota_A(v) = b$. The former gives strict inequality. \square

Analysis We prove properties of shortened petalevels that lead to the definition of our level graph and its correctness.

The first fact will be used to define the last level of our level graph. Consider an iteration of the matching algorithm Fig.1. The algorithm uses the f -matching search algorithm of [11] to find an augmenting trail. The search ends with a structured matching for an augmenting trail. Let $y(\phi)$ denote the y -value of free vertices in this structured matching. Define $L = -y(\phi)$.

Lemma 3.4 *The last vertex of any \mathcal{T} -trail has petalevel $1 + 2L$.*

Remark: The lemma does not preclude multiple visits to this petalevel.

Proof: Suppose $T \in \mathcal{T}$ starts at a free vertex ϕ and ends at a free vertex ϕ' on an odd petalevel $l_i(\phi', \iota(\phi'))$. The edge leading to ϕ' is unmatched, and possibly in various blossoms A with base vertex ϕ' . (It is also possible that $\phi = \phi'$.) The definition of petalevels (3.2) gives $l_i(\phi', \iota(\phi')) = 1 - (y\{\phi', \phi\} + z_b(\phi', \iota(\phi')))$. We will show the z term equals 0. This makes the petalevel equal to $1 - y\{\phi', \phi\} = 1 + 2L$, as claimed.

To analyze the z term we start with this observation: Let ϕ be the base vertex of a positive blossom A . (There may be many such A .) ϕ is on at most one \mathcal{T} -trail T , and ϕ is the first or last vertex of T but not both. In proof, since A is positive the $\phi\phi$ -trail forming A is not augmenting. Thus $def(\phi) = 1$. Thus ϕ occurs at most once as an end of a \mathcal{T} -trail.

Now return to the given trail T ending at ϕ' . Take any positive blossom A with base vertex ϕ' . T ends on the base edge of A , $\eta(A) = \varepsilon\phi'$. The observation implies no \mathcal{T} -trail enters A on its base $\eta(A)$. Thus (3.12) shows $\iota(A) = p$. Hence $z_b(\phi', \iota(\phi')) = 0$ as desired. \square

Recall the lemma tracks \mathcal{T} -trails with shortened petalevels. A version of the lemma with natural petalevels is useful:

Corollary 3.5 *Tracking an augmenting trail with natural petalevels, its last vertex has petalevel $1 + 2L$.*

Proof: The argument is simpler – it is obvious that T enters a blossom containing ϕ' on a petal. \square

We now present the details of our level graph. We call it LG^* , to distinguish it from references to generic level graphs LG . We use the term *node* to refer to vertices in the level graph. Define the last level of LG^* to be $1 + 2L$.

Each edge of T advances at most one level in LG^* . We conclude every \mathcal{T} -trail uses an edge in every layer of LG^* . (N.B. The edges of T that advance from level 0 to $2L + 1$ need not form an augmenting trail or even contain one: Loose edges retreat in LG and lead to duplicate advances. T may leave the search graph \mathcal{S} and reenter at a different point, etc.)

We complete the definition of LG^* by specifying the petalevels that it uses. Every vertex v has at most two petalevels in LG^* , $l_j(v, \iota(v))$. Here j ranges over the io-types i,o, and the in-values $\iota(v)$ are consistent with our shortening rule: For every positive blossom A containing v ,

$$(3.13) \quad \iota_A(v) = \begin{cases} b & \text{some } \mathcal{T}\text{-trail enters } A \text{ on its base } \eta(A) \\ p & \text{no } \mathcal{T}\text{-trail enters } A \text{ on its base } \eta(A). \end{cases}$$

If v is atomic, i.e., not in any positive blossom, these ≤ 2 petalevels are ordinary levels $l_j(v)$, by (3.1). LG^* contains every possible edge that joins two such nodes on consecutive levels.

We show this level graph LG^* tracks every \mathcal{T} -trail T from level 0 to level $2L + 1$. To be precise assume (3.12) is used to define the petalevels that track T . Let $L(T)$ denote the set of edges of T that are in the final set of tracked advances. ($L(T)$ need not include every forward edge of T . For example a petal uv that enters a positive blossom becomes a backup edge if it gets shortened.)

Lemma 3.6 *Suppose edge $uv \in L(T)$ advances from level $l_{\bar{j}}(u, \iota(u))$ to $l_j(v, \iota(v))$ (where these petalevels are defined using (3.12)). The level graph LG^* has a corresponding edge from node u on level $l_{\bar{j}}(u, \iota(u))$ to node v on level $l_j(v, \iota(v))$.*

Proof: The main argument is to show the vertex v has a corresponding node on level $l_j(v, \iota(v))$. (Here v is an arbitrary vertex, so this suffices to show u also has its corresponding vertex.)

First suppose v is an atom, i.e., not in any positive blossom. As previously noted, (3.12) and (3.1) define $l_j(v, \iota(v))$ as $l_j(v)$, and LG^* has been defined to contain the corresponding node.

Next suppose v is contained in various positive blossoms, and fix such a blossom A . Suppose T enters A on edge uv_1 and follows the trail to v , $v_1v_2 \dots v_k = v$, that is contained in A . (3.12) defines $\iota_A(v_1)$ according to line 2 or 3, i.e., for $x = v_1$,

$$(\dagger) \quad \iota_A(x) = b \text{ iff some } \mathcal{T}\text{-trail enters } A \text{ on } \eta(A).$$

The first line of (3.12) defines $\iota_A(v_i)$ as $\iota_A(v_{i-1})$. Thus (\dagger) holds for every $x = v_i$, including $x = v_k = v$. (\dagger) for v is identical to the definition of $\iota_A(v)$ in (3.13), as desired.

We conclude that LG^* contains the desired nodes for u and v . By definition LG^* contains every possible edge in the layer for uv , so it contains the desired edge for uv . \square

Let s denote the length of a sat in G . We will show s is the number of levels in LG^* , $s = 1 + 2L$. The reason is that the f -matching search algorithm finds a sat. This can be seen from first principles, but we prefer to use our tracking of natural petalevels.

Let T be the augmenting trail found by the f -matching algorithm in Fig.1. Recall that T is discovered as an alternating path in the algorithm's search structure $\overline{\mathcal{S}}$. The subtrail of T through any contracted blossom B of $\overline{\mathcal{S}}$ is the appropriate trail $P_i(v, \beta(B))$ (recall Section 2.2). The construction of these trails (Lemma 4.4 of [11]) easily shows that they alternate at every blossom they traverse. (This includes all subblossoms of B .) We conclude that every edge of T satisfies the conditions of Lemma 3.1 (b). Thus every edge of T advances to the next highest petalevel.

Corollary 3.5 shows T ends at petalevel $1 + 2L$. T never visits a petalevel twice, since it always advances petalevels. Thus T ends the first time it reaches $1 + 2L$, $|T| = 1 + 2L$. Lemma 3.4 shows every augmenting trail has length $\geq 1 + 2L$. Thus T is a sat and $s = 1 + 2L$, as desired.

We finally note LG^* has the desired size and our overall efficiency bound holds: The n vertices of G have $2n$ corresponding nodes in LG^* . LG^* has s layers. Some layer l^* of LG^* has $\leq (2 \times 2n)/s = 4n/s$ nodes. Thus l^* has $\leq 4(n/s)^2$ edges. Every \mathcal{T} -trail uses an edge in l^* . So \mathcal{T} has at most $4(n/s)^2$ trails. This is the desired key property (*).

4 The Cardinality Matching Algorithm

This section presents the details of our cardinality matching algorithm, Fig. 1.

Details and correctness We use the algorithm of [11] for the f -matching search. The previous section shows it finds a sat. It remains only to give the details for finding the blocking set.

We use the blocking flow algorithm of [12]. By definition, that algorithm finds a maximal collection of disjoint augmenting trails. So a priori it is not guaranteed to find the \mathcal{B} -set that we seek. We will prove that in our context, [12] does find sats. Thus Fig.1 is correct.

We call [12] with the set of tight edges and the blossoms found in the f -matching search. (In general [12] is called with a graph and a matching, and an optional set of blossoms.) The algorithm finds a maximal set of edge-disjoint augmenting trails. We will show that in our context a trail is augmenting iff it is a sat. This establishes the validity of our use of [12].

Consider an augmenting trail T returned by [12]. Track the edges of T using natural petalevels. Lemma 3.1(b) shows each edge increases the petalevel by 1. Corollary 3.5 shows the last vertex of T has petalevel $1 + 2L = s$. Thus T is a sat.

Time bound Each iteration of our algorithm uses time $O(m)$. Specifically the time for an f -matching search is $O(m)$. This follows from the algorithm description in [11], using data structures given in [10, Section 5] for ordinary matching. (Adapting them for f -matching is straightforward. We use the fact that $f(V) \geq s = 1 - 2y(\phi)$.)

The time to find the blocking set \mathcal{B} is $O(m)$ [12]. (Note that the trails returned by [12] have all positive blossoms contracted. Our algorithm expands these blossoms – the trail through a blossom is the appropriate P_i trail. These trails can be computed in linear time [12, Appendix C].)

Theorem 4.1 *A maximum cardinality f -matching can be found in time $O(n^{2/3} m)$ for simple graphs and $O(\min\{\sqrt{f(V)}, n\}m)$ for a multigraphs. \square*

A The Search of the Example Graph

This section gives shows the f -matching algorithm can grow the search structure of our example graph.

The search in $EG(4)$ Fig.5 shows how the f -matching algorithm grows the search structure of Fig.3. Parts (a)–(d) show how the blossoms are formed. In addition we must check that no cross edge enters \mathcal{S} until the sat’s are discovered (i.e., $y(\phi) = -8$). This follows from the fact that cross edges are loose (with one minor exception) before that point. In proof β_i enters \mathcal{S} strictly before p_i . The next dual adjustment makes an unmatched cross edge strictly dominated ($y(\beta_i)$ increases by 1, see part (e)) and a matched cross edge strictly underrated ($y(\beta_i)$ decreases by 1, see part (f)). As long as β_i is atomic, dual adjustments keep the cross edge loose: For an unmatched (matched) cross edge, $y(p_i)$ decreases by 0 or 1 (increases by 0 or 1), respectively. After B_i is formed, dual adjustments reduce the slack in e_i ’s inequality: If e_i is unmatched $\widehat{yz}(e_i)$ decreases by 1 ($0 - 1 = -1$) or 2 ($-1 + (-1) = -2$). If e_i is matched $\widehat{yz}(e_i)$ increases by 1 ($0 - 1 + 2 = 1$) or 2 ($1 - 1 + 2 = 2$). Each e_i is tight when the sat’s are discovered (recall Fig.3). So e_i was strictly dominated before that point.

The general search structure \mathcal{S} Fig. 6 and 7 illustrate the final search structure constructed by the f -matching algorithm. Start by considering the blossom structure, illustrated in Fig. 6(a)–(b). In the definition of $\widehat{yz}(e)$ ((2.3)) abbreviate the z term to $z(e)$. The edge $e = \beta_{i-1}\beta_i$ is tight, i.e., $y_{i-1} + y_i + z(e) = w(e)$. This relation, and the tightness of all 6 edges shown in Fig. 6(a)–(b),

implies all the y values shown. For example, in (a) edge $f = \beta_{i-1}s_{i4}$ has $2 = y_{i-1} + (y_i + 2) + z(f)$ (we use $z(f) = z(e)$, B_{i-1} contributes to both z 's).

The relations between the y_i 's gives the following constraints. Let β_0 and $\beta'_0 = s_{11}$ be the two children of β_1 , and let y_0 be their y -value.

$$(A.1) \quad y_i + 2 = y_{i-2} \quad i \geq 2 \text{ even}$$

$$(A.2) \quad y_i - 4 = y_{i-2} + 2 \quad i \geq 3 \text{ odd}$$

$$(A.3) \quad y_0 = -b$$

$$(A.4) \quad y_1 = -b + 2.$$

In proof the relation $s_{i4} = s_{i-1,1}$ gives (A.1) and (A.2). The last two lines come from tightness of the triangle blossom: Tightness of the unmatched edge $\beta_0\beta'_0$ gives $y_0 + y_0 + 2b = 0$, i.e., (A.3). Tightness of the matched edge $\beta_0\beta_1$ gives $y_0 + y_1 + 2b = 2$, so $y_1 = 2 - 2b - y_0$ giving (A.4). There are no other constraints on the y_i 's.

It is easy to see the above system gives these values:

$$(A.5) \quad y_i = \begin{cases} -b - i & i \text{ even} \\ -b - 1 + 3i & i \text{ odd.} \end{cases}$$

Using $y_1 = -b + 2$ verifies the y -values shown in Fig.6(c). Grow steps in the f -matching algorithm give the two alternating paths that end at e , P and P_1 . We define P_1 to start with the cross edge from β_1 (ending at p_{3b-2} , the inner vertex with y -value $b - 2$). Recalling Fig.4(c), we must check that the various cross edges $\beta_i p_{1+3(b-i)}$ do not preempt the grow steps for P_1 (e.g., Fig. 7 indicates potential grow steps for β_2 's cross edge). An easy alternative is to enlarge the example graph with alternating paths P_i similar to P_1 but starting at each base β_i . The disadvantage is that the example graph grows to size $\Theta(b^2)$.

No preemptions The grow step to vertex $p_{1+3(b-i)}$ occurs either from vertex β_i or from a vertex on β_1 's grow path. We show that both of these grow steps become possible when

$$(A.6) \quad y(\phi) = -b - 3i + (i + 1 \bmod 2).$$

Thus the algorithm can choose to grow from β_1 , as desired.

We start with the β_i case. The b blossoms B_i are formed in consecutive dual adjustments. B_b is formed in the penultimate search, i.e., $y(\phi) = -2b + 1$. So in general each blossom B_i is formed when

$$(A.7) \quad y(\phi) = (-2b + 1) + (b - i) = -b - i + 1.$$

Using A.5, the y -value of β_i when B_i is formed is

$$(A.8) \quad y_i = \begin{cases} (-b - i) + (b - i + 1) = -2i + 1 & i \text{ even} \\ (-b - 1 + 3i) + (b - i + 1) = 2i & i \text{ odd.} \end{cases}$$

At that point, assuming β_i 's cross edge $f = \beta_i p_{1+3(b-i)}$ is still not in \mathcal{S} , $\widehat{yz}(f) = 1 + y_i$.

Suppose i is odd. f is unmatched. f is strictly dominated (since y_i is positive) and the next $1 + y_i$ dual adjustments make f tight, $\widehat{yz}(f) = 0$. Using (A.7) these duals adjustments decrease $y(\phi$ to $(-b - i + 1) - (1 + y_i) = (-b - i + 1) - (2i + 1) = -b - 3i$. Thus (A.6) holds in the odd case.

Suppose i is even. f is matched. f is strictly underated (since y_i is negative). Since f belongs to $I(B_i)$ and no other I sets, each dual adjustment increases the value of $\widehat{yz}(f)$ by 1. So the next $2 - (1 + y_i)$ dual adjustments make f tight. Using (A.7) these dual adjustments decrease $y(\phi)$ to $(-b - i + 1) - (1 - y_i) = (-b - i + 1) - (2i) = -b - 3i + 1$. Thus (A.6) holds for i even.

We turn to β_1 's path. We will show that the algorithm can grow the path P_1 shown in Fig. 6(c). View the graph as in Fig.4(c), i.e., p_j is the vertex on P at distance j from free vertex p_0 . Execute the search algorithm, always choosing to grow path P_1 whenever possible.

Consider the cross edge for β_1 ending at p_{3b-2} . (A.6) shows it becomes tight when $y(\phi) = -b - 3$. This is before any other cross edge becomes tight, so it is added to \mathcal{S} . Inductively assume path P_1 has been extended, with no cross edge from a β_i , $i > 1$ grown, when $y(\phi)$ gets decreased to the value of (A.6) $-b - 3i + (i + 1 \bmod 2)$, when cross edge $f = \beta_i p_{1+3(b-i)}$ becomes tight. Note that path P_1 extends by 2 edges every other dual adjustment. More precisely when

$$y(\phi) = -b - 1 - 2\delta$$

the grow path can be extended to length 2δ , i.e., the p_{cdot} vertices at distance $2\delta - 1$ and 2δ can be added. (For example the case $\delta = 1$ corresponds to the above grow step when $y(\phi) = -b - 3$.) Eyeballing Fig.4(c), the distance of f 's end $p_{1+3(b-i)}$ from the start of P_1 is

$$(A.9) \quad (3b - 1) - (1 + 3(b - i)) = 3i - 2.$$

Suppose i is odd. Since the distance (A.9) is odd, P_1 can be extended to this f 's end when $2\delta - 1 = 3i - 2$, $2\delta = 3i - 1$. This corresponds to $y(\phi) = -b - 1 - 2\delta = -b - 1 - (3i - 1) = -b - 3i$. (A.6) gives the same value for the grow step from β_i . So our rule grows P_1 as desired.

Suppose i is even. The distance of f 's end from the start of P_1 , (A.9), is even. So P_1 can be extended to f 's end when $2\delta = 3i - 2$. This corresponds to $y(\phi) = -b - 1 - 2\delta = -b - 1 - (3i - 2) = -b - 3i + 1$. (A.6) gives the same value for the grow step from β_i . Again our rule grows P_1 as desired.

Edge e triggers a blossom step in the f -matching algorithm.

In summary, the uniqueness of the structured matching, plus the above P_1 growth argument, implies that the f -matching algorithm finds the search structure that we show.

We turn to the structure of the cross edges. The alternating trail from free vertex β_b to the cross edge from β_i is 3 edges longer than the similar trail for β_{i-1} . This follows since the β_i trail has 3 extra edges. It can be constructed from β_{i-1} by replacing $\beta_i \beta_{i-1} s_{i-1,1}$ with $\beta_i s_{i1} s_{i2} s_{i3} s_{i4}$ and extending it with edge $\beta_{i-1} \beta_i$. Fig.7 illustrates the cross edges as they switch the path leading to e . The pattern repeats every 3 cross overs.

References

- [1] R.K. Ahuja, T.L. Magnanti, and J.B. Orlin, *Network Flows: Theory, Algorithms, and Applications*, Prentice-Hall, Saddle River, New Jersey, 1993.
- [2] L. Chen, R. Kyng, Y. Liu, R. Peng, M.P. Gutenberg, S. Sachdeva, "Maximum flow and minimum-cost flow in almost-linear time", arXiv:2010.01102, 2022.
- [3] E.A. Dinic, "Algorithm for solution of a problem of maximum flow in networks with power estimation", in Russian, *Soviet Mathematics Doklody* 11, 1970, pp. 1277-1280.
- [4] R. Duan, H. He, and T. Zhang, "A scaling algorithm for weighted f-factors in general graphs", *Proc. of the 47th International Colloquium on Automata, Languages, and Programming (ICALP 2020)*, Vol. 168 of LIPIcs, pp. 41:1-41:17, 2020.

- [5] R. Duan, S. Pettie, and H-H. Su, "Scaling algorithms for weighted matching in general graphs", *ACM Trans. Algorithms* 14, 1, 2018, Article 8, 35 pages.
- [6] J. Edmonds, "Paths, trees, and flowers", *Canad. J. Math.* 17, 1965, pp. 449–467.
- [7] J. Edmonds, "Maximum matching and a polyhedron with 0,1-vertices", *J. Res. Nat. Bur. Standards* 69B, 1965, pp. 125–130.
- [8] J. Edmonds and R.M. Karp, "Theoretical improvements in algorithmic efficiency for network flow problems", *J. ACM*, 19, 1972, pp. 248–264.
- [9] S. Even and R.E. Tarjan, "Network flow and testing graph connectivity", *SIAM J. Comput.*, 4, 1975, pp. 507–518.
- [10] H.N. Gabow, "The weighted matching approach to maximum cardinality matching," *Fundamenta Informaticae (Elegant Structures in Computation: To Andrzej Ehrenfeucht on His 85th Birthday)* 154, 1-4, 2017, pp. 109–130.
- [11] H.N. Gabow, "Data structures for weighted matching and extensions to b -matching and f -factors," *ACM Trans. Algorithms* 14, 3, 2018, Article 39, 80 pages.
- [12] H.N. Gabow, "Blocking trails for f -factors of multigraphs," *Algorithmica*, <https://doi.org/10.1007/s00453-023-01126-y>, 2023.
- [13] H.N. Gabow, "A weight-scaling algorithm for f -factors of multigraphs," *Algorithmica*, <https://doi.org/10.1007/s00453-023-01127-x>, 2023.
- [14] H.N. Gabow and R.E. Tarjan, "Faster scaling algorithms for network problems," *SIAM J. Comput.*, 18, 5, 1989, pp. 1013–1036.
- [15] J.E. Hopcroft and R.M. Karp, "An $n^{2.5}$ algorithm for maximum matchings in bipartite graphs", *SIAM J. Comput.*, 2, 1973, pp. 225–231.
- [16] D. Huang and S. Pettie, "Approximate generalized matching: f -matchings and f -edge covers", *Algorithmica* 84, 7, 2022, pp. 1952–1992.
- [17] A.V. Karzanov, "On finding maximum flows in network with special structure and some applications", in Russian, *Math. Problems for Production Control* 5, Moscow State University Press, 1973, pp. 81–94.
- [18] A.V. Karzanov, "An exact estimate of an algorithm for finding a maximum flow, applied to the problems 'of representatives'", in Russian, *Voprosy Kibernetiki, Trudy Seminara po Kombinatornoi Matematike* 5, Sovetskoe Radio, Moscow, 1973, pp. 66–70.
- [19] B. Korte and J. Vygen, *Combinatorial Optimization: Theory and Algorithms*, 3rd Ed., Springer, NY, 2005.
- [20] S. Micali and V.V. Vazirani, "An $O(\sqrt{|v|} \cdot |E|)$ algorithm for finding maximum matching in general graphs", *Proc. 21st Annual Symp. on Found. of Comp. Sci.*, 1980, pp. 17–27.
- [21] J.B. Orlin and R.K. Ahuja, "New scaling algorithms for the assignment and minimum mean cycle problems", *Math. Programming* 54, 1992, pp. 41–56.
- [22] A. Schrijver, *Combinatorial Optimization: Polyhedra and Efficiency*, Springer, NY, 2003.
- [23] V.V. Vazirani, "A theory of alternating paths and blossoms for proving correctness of the $O(\sqrt{VE})$ general graph maximum matching algorithm", *Combinatorica*, 14, 1, 1994, pp. 71–109.
- [24] V.V. Vazirani, "A simplification of the MV matching algorithm and its proof", *CoRR*, [abs/1210.4594v5](https://arxiv.org/abs/1210.4594v5), Aug.27, 2013, 32 pages; also "A proof of the MV matching algorithm", manuscript, May 13, 2014, 42 pages.

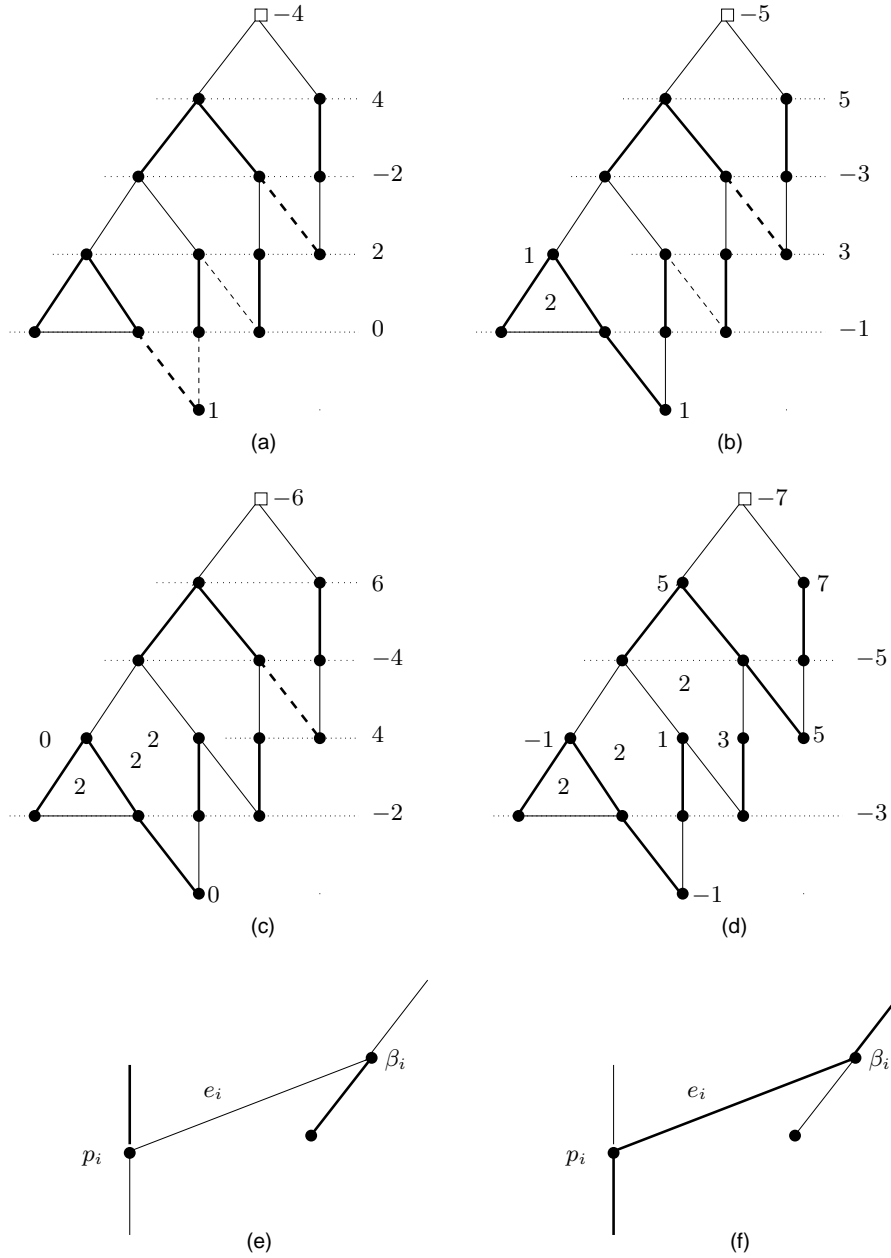


Figure 5: Search steps forming blossoms. (a)–(d): Search structure \mathcal{S} with y, z values, for consecutive steps $y(\phi) = -4, -5, -6, -7$. Dashed edges are strictly dominated or strictly underrated and not in \mathcal{S} . Vertices on the same level are connected by dotted lines. (e)–(f): Cross edges e_i do not enter \mathcal{S} , see text.

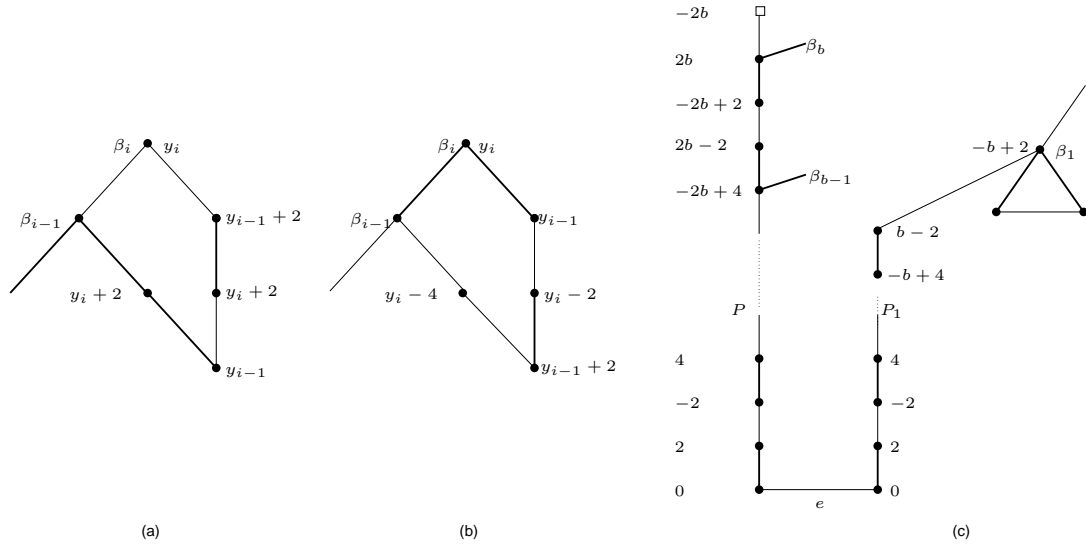


Figure 6: Search structure for EG . (a)–(b): y -values for the blossoms, for i even (a) and $i > 1$ odd (b). Base vertex β_i has y -value y_i . (c) Edge e joins \bar{S} paths P and P_1 , completing the augmenting trails.

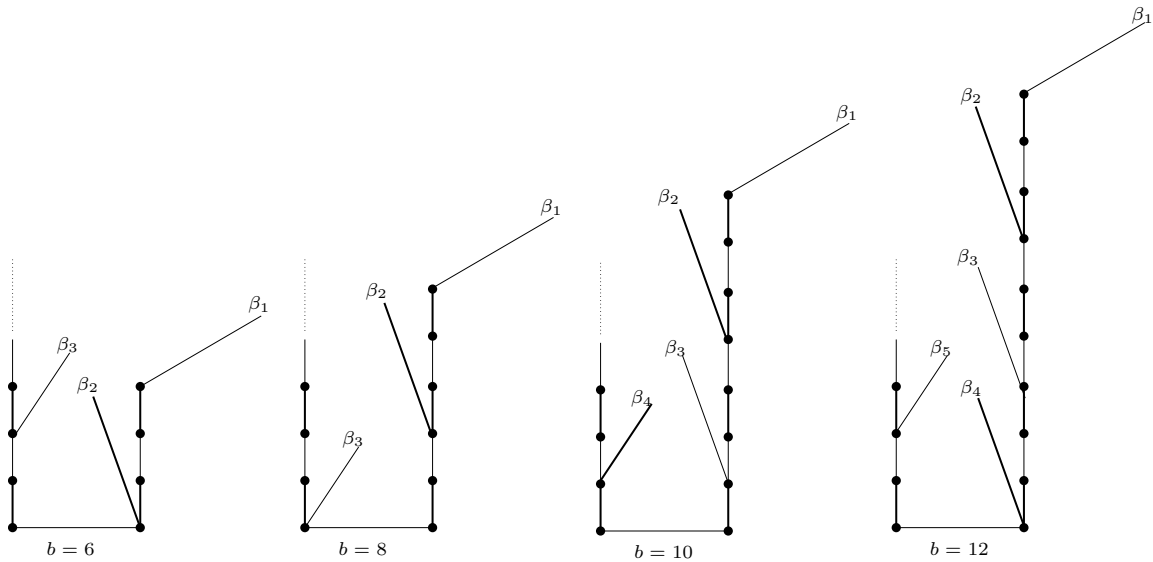


Figure 7: Cross edge structure in \mathcal{S} . The three patterns for cross edges switching sides of paths joined by e . $b = 12$ has the same pattern as $b = 6$.