

# GMRES WITH RANDOMIZED SKETCHING AND DEFLATED RESTARTING

LIAM BURKE\*, STEFAN GÜTTEL†, AND KIRK M. SOODHALTER‡

**Abstract.** We present a new Krylov subspace recycling method for solving a linear system of equations, or a sequence of slowly changing linear systems. Our new method, named GMRES-SDR, combines randomized sketching and deflated restarting in a way that avoids orthogonalizing a full Krylov basis. We provide new theory which characterizes sketched GMRES with and without augmentation as a projection method using a semi-inner product. We present results of numerical experiments demonstrating the effectiveness of GMRES-SDR over competitor methods such as GMRES-DR and GCRO-DR.

**Key words.** linear systems, Krylov method, subspace recycling, randomized sketching

**MSC codes.** 65F60, 65F50, 65F10, 68W20

**1. Introduction.** This paper is concerned with the development of a Krylov subspace recycling algorithm for the efficient solution of a linear system of equations

$$A\mathbf{x} = \mathbf{b}$$

with a nonsymmetric matrix  $A \in \mathbb{C}^{N \times N}$  and a right-hand side vector  $\mathbf{b} \in \mathbb{C}^N$ . Our algorithm can also naturally be applied to solve sequences of nearby linear systems

$$(1.1) \quad A^{(i)}\mathbf{x}^{(i)} = \mathbf{b}^{(i)}, \quad i = 1, 2, \dots,$$

using accumulated Krylov information computed to improve convergence as the sequence progresses. Such problems arise in a variety of scientific computing applications (see, e.g, [20]), and Krylov subspace recycling has been demonstrated to be a successful technique in minimizing the computational resources and runtime required to solve the full sequence of problems [5, 12]. Recycling algorithms belong to the class of augmented Krylov subspace methods, where the augmentation subspace for each problem is constructed or *recycled* from the Krylov subspace used to solve a previous problem in the sequence. Although recycling introduces additional computational overhead per iteration when compared to non-augmented methods, the presence of the recycling subspace can often allow each problem to converge faster and in much less iterations, resulting in a reduction in overall computational cost and runtime for the full problem sequence.

One of the dominating computational kernels of common restarting or recycling methods, such as GMRES-DR [15] or GCRO-DR [20], is the orthogonalization of a full Krylov basis in each cycle. In this paper, we build on existing work in [2, 7, 13, 16] to develop a new GMRES-based recycling method, named GMRES-SDR, which reduces the expensive orthogonalization costs using the well established technique of randomized sketching [26].

---

\*School of Mathematics, Trinity College Dublin, College Green, Dublin 2, Ireland, [burkel8@tcd.ie](mailto:burkel8@tcd.ie). L.B. acknowledges funding from an Irish Research Council Government of Ireland Postgraduate Scholarship.

†Department of Mathematics, The University of Manchester, M13 9PL Manchester, United Kingdom, [stefan.guettel@manchester.ac.uk](mailto:stefan.guettel@manchester.ac.uk). S.G.'s work is partly funded by a Royal Society Industry Fellowship IF/R1/231032.

‡School of Mathematics, Trinity College Dublin, College Green, Dublin 2, Ireland, [ksoodha@maths.tcd.ie](mailto:ksoodha@maths.tcd.ie).

The structure of the paper is as follows. In [Section 2](#) we briefly review some of the most commonly used recycling methods and introduce our notation. [Section 3](#) introduces the new GMRES-SDR method, including the implementation details. As analysis of augmented and recycled Krylov subspace methods is often built on top of the analysis of the method being augmented, in [Section 4](#) we develop some additional theory about sketched GMRES as a projection-type scheme and its behavior. We build on this in [Section 5](#) by showing that sketched augmented GMRES exhibits many of the features of an augmented projection method as laid out in [25], and we extend the analysis of sketched GMRES developed in [Section 4](#) to get some computable convergence bounds for sketched augmented GMRES. In [Section 6](#), we demonstrate that the sketched augmented GMRES method we propose in this manuscript is effective and reduces time-to-solution over other augmented and recycled methods for some large-scale problems arising in the computational sciences.

**2. Relevant background.** This paper concerns augmented and sketched varieties of GMRES, and so we need to introduce some relevant theory and notation concerning GMRES and augmented/recycled varieties thereof. This discussion is abbreviated, focusing on the aspects we need to develop and analyze the methods we propose in subsequent sections.

**2.1. The classic GMRES method.** We describe one cycle of classic GMRES [23] for solving a single linear system  $A\mathbf{x} = \mathbf{b}$  with initial guess  $\mathbf{x}_0$  and associated residual  $\mathbf{r}_0 := \mathbf{b} - A\mathbf{x}_0$ . GMRES generates an orthonormal basis for the Krylov space  $\mathcal{K}_m(A, \mathbf{r}_0) := \text{span}\{\mathbf{r}_0, A\mathbf{r}_0, \dots, A^{m-1}\mathbf{r}_0\}$ , which are stored as the columns of a matrix  $V_m \in \mathbb{C}^{N \times m}$ . This basis is generated by the modified Gram–Schmidt process, satisfying the Arnoldi relation

$$(2.1) \quad AV_m = V_{m+1}\underline{H}_m,$$

where  $\underline{H}_m \in \mathbb{C}^{(m+1) \times m}$  is upper Hessenberg. GMRES computes the minimizer

$$\mathbf{x}_m = \underset{t \in \mathcal{K}_m(A, \mathbf{r}_0)}{\operatorname{argmin}} \|\mathbf{r}_0 - At\|,$$

which is equivalent to setting  $\mathbf{x}_m = V_m \mathbf{y}_m$  with

$$\mathbf{y}_m = \underset{\mathbf{y} \in \mathbb{C}^m}{\operatorname{argmin}} \|\underline{H}_m \mathbf{y} - \|\mathbf{r}_0\| \mathbf{e}_1\|.$$

The GMRES least squares approximation for  $A\mathbf{x} = \mathbf{b}$  using any basis  $V_m \in \mathbb{C}^{N \times m}$  can be written as  $\mathbf{x}_m = \mathbf{x}_0 + V_m \mathbf{y}_m$ , where  $\mathbf{y}_m = (V_m^* A^* AV_m)^{-1} V_m^* A^* \mathbf{r}_0$ . The residual can thus be written as

$$\mathbf{r}_m = (I - AV_m (V_m^* A^* AV_m)^{-1} V_m^* A^*) \mathbf{r}_0,$$

which is an orthogonal projection of  $\mathbf{r}_0$  onto  $\text{Range}(AV_m)^\perp$ , leading to the well-known fact that  $\text{Range}(AV_m)$  is the GMRES residual constraint space. Let  $\Phi_{\mathcal{K}_m} = AV_m (V_m^* A^* AV_m)^{-1} V_m^* A^*$  be the orthogonal projector onto  $\text{Range}(AV_m)$ , which we call a *residual projector*. There is a sibling *error projector*,  $\Pi_{\mathcal{K}_m} = V_m (V_m^* A^* AV_m)^{-1} V_m^* A^* A$ , which is the  $A^*A$ -orthogonal projector onto the space  $\mathcal{K}_m(A, \mathbf{r}_0)$  so that  $\mathbf{x}_m = \mathbf{x}_0 + \Pi_{\mathcal{K}_m} \boldsymbol{\eta}_0$ , where  $\boldsymbol{\eta}_0 = \mathbf{x} - \mathbf{x}_0$ .

**2.2. Recycling and augmentation of minimum residual methods.** In [25] it was established that augmented subspace methods (such as augmented Krylov methods and recycling methods) can all be characterized in a general *projection-correction* framework. In the case of a minimum residual method, choosing  $\mathbf{f}_m \in \text{Range}(\mathbf{V}_m)$  for  $\mathbf{V}_m = [U, V_m]$  such that

$$\mathbf{f}_m = \underset{\mathbf{f} \in \text{Range}(\mathbf{V}_m)}{\text{argmin}} \|\mathbf{b} - A(\mathbf{x}_0 + \mathbf{f})\|$$

is equivalent to selecting

$$\mathbf{t}_m = \underset{\mathbf{t} \in \text{Range}(V_m)}{\text{argmin}} \|(I - \Phi_U)(\mathbf{b} - A\mathbf{t})\|,$$

where  $\Phi_U$  is the orthogonal residual projector onto  $\text{Range}(AU)$ , and constructing  $\mathbf{x}_m = \mathbf{x}_0 + \Pi_U \boldsymbol{\eta}_0 + (I - \Pi_U)\mathbf{t}_m$ , where  $\Pi_U$  is the sibling  $A^*A$ -orthogonal error projector onto  $\text{Range}(U)$ . In other words, the augmented minimum residual method approach is equivalent to applying a minimum residual method to the projected subproblem

$$(2.2) \quad (I - \Phi_U)A\mathbf{t} = (I - \Phi_U)\mathbf{b}$$

over the approximation space  $\text{Range}(V_m)$  and then applying some projections back into  $\text{Range}(U)$  to construct  $\mathbf{x}_m$ .

**2.3. GMRES-DR and GCRO-DR are sometimes equivalent.** It was observed in [19] that GCRO-DR [20] and GMRES-DR [15] are mathematically equivalent in limited circumstances.

The GCRO-DR method [20] takes  $\text{Range}(V_m) = \mathcal{K}_m((I - \Phi_U)A, (I - \Phi_U)\mathbf{r}_0)$  with  $V_m$  being built by the Arnoldi process. Thus it satisfies the Arnoldi relation for the projected operator,

$$(I - \Phi_U)AV_m = V_{m+1}\underline{H}_m.$$

From this, it follows that the minimization is equivalent to applying a GMRES iteration to (2.2). This method accommodates beginning the iteration with an arbitrary  $U$ , and any technique of selecting vectors to recycle can be used.

The GMRES-DR method [15] takes a similar approach but is restricted to reusing subspace information for a single linear system between restarts. At the end of a cycle, the method computes harmonic Ritz vectors which are then orthogonalized to save for the next cycle. Let  $U$  denote the matrix with the harmonic Ritz vectors as columns. The last GMRES residual  $\mathbf{r}_m$  is orthogonalized to produce  $\mathbf{v}_{k+1} = (I - UU^*)\mathbf{r}_m$ . These orthogonalizations are performed efficiently by taking advantage of the Arnoldi relations of the just-completed GMRES cycle. It is proven that if harmonic Ritz vectors are used, the space  $\text{span}\{\mathbf{u}_1, \mathbf{u}_2, \dots, \mathbf{u}_k, \mathbf{v}_{k+1}\}$  is a Krylov subspace and an Arnoldi relation for it can be cheaply built. Thereafter, the iteration continues. Because the augmentation space  $\text{Range}(U)$  can be generated so that the augmented subspace remains a Krylov subspace, GMRES-DR has a leaner implementation than GCRO-DR. In particular, with a proper Arnoldi relation, only  $U$  needs to be stored. There is no need to store  $AU$ .

Consider running a cycle of GMRES, stopping to restart, and computing some harmonic Ritz vectors to carry over to the next cycle. GMRES-DR proceeds in the next cycle by constructing an orthonormal basis for  $\mathbf{V}_m$  which is established to be a Krylov subspace (since  $U$  consists of harmonic Ritz vectors from the previous

cycle). We observe that  $\mathbf{v}_j$  for  $j = k + 2, k + 3, \dots, m$  is generated by applying  $A$  to  $\mathbf{v}_{j-1}$ , orthogonalizing against the columns of  $U$ , and orthogonalizing against  $\mathbf{v}_i$  for  $i = k + 1, k + 2, \dots, j - 1$ , i.e., perform the Arnoldi process. This means that  $\{\mathbf{v}_{k+1}, \mathbf{v}_{k+2}, \dots, \mathbf{v}_{j-1}, \mathbf{v}_j\}$  forms a basis for  $\mathcal{K}_{j-k-1}((I - UU^*)A, (I - UU^*)\mathbf{r}_m)$ , the space which would be built by GCRO-DR in this setting. One observes this by noting that  $U$  being built from harmonic Ritz vectors means they satisfy an Arnoldi relation  $AU = [U, \mathbf{v}_{k+1}]\tilde{H}_m$ , where Morgan [15] derives a cheap procedure for obtaining the upper Hessenberg matrix  $\tilde{H}_m$ .

**3. Derivation of GMRES-SDR.** Let us first consider a single linear system  $A\mathbf{x} = \mathbf{b}$  with initial guess  $\mathbf{x}_0$  and associated residual  $\mathbf{r}_0 := \mathbf{b} - A\mathbf{x}_0$ . Assume that  $\mathbf{V}_m = [U, V_m]$  spans some search space, typically with the columns of  $U$  approximating an invariant subspace for the matrix  $A$ , and  $V_m$  being a (not necessarily orthogonal) Krylov basis of  $\mathcal{K}_m(A, \mathbf{r}_0) = \text{span}\{\mathbf{r}_0, A\mathbf{r}_0, \dots, A^{m-1}\mathbf{r}_0\}$ .

In order to exploit randomized sketching (see, e.g., [1, 3, 4, 14, 16]), we further assume that we have an operator  $S \in \mathbb{C}^{s \times N}$  with  $m < s \ll N$  which acts as an approximate isometry for the Euclidean norm  $\|\cdot\|$ . More precisely, given a positive integer  $m$  and some  $\varepsilon \in [0, 1)$ , let  $S$  be such that for all vectors  $\mathbf{v} \in \text{span}(\mathbf{V}_m)$ ,

$$(3.1) \quad (1 - \varepsilon)\|\mathbf{v}\|^2 \leq \|S\mathbf{v}\|^2 \leq (1 + \varepsilon)\|\mathbf{v}\|^2.$$

The mapping  $S$  is called an  $\varepsilon$ -subspace embedding for  $\text{span}(\mathbf{V}_m)$ ; see, e.g., [14, 24, 26]. Condition (3.1) can equivalently be stated with the Euclidean inner product [24, Cor. 4]: for all  $\mathbf{u}, \mathbf{v} \in \text{span}(\mathbf{V}_m)$ ,

$$\langle \mathbf{u}, \mathbf{v} \rangle - \varepsilon\|\mathbf{u}\| \cdot \|\mathbf{v}\| \leq \langle S\mathbf{u}, S\mathbf{v} \rangle \leq \langle \mathbf{u}, \mathbf{v} \rangle + \varepsilon\|\mathbf{u}\| \cdot \|\mathbf{v}\|.$$

In practice,  $S$  is not explicitly available but we can draw it at random to achieve (3.1) with high probability.

Then by [7, Remark 3.1], the augmented GMRES-type approximant for a matrix function  $f(A)\mathbf{b}$  is

$$(3.2) \quad \tilde{\mathbf{x}}_m = \mathbf{V}_m f\left([ (S\mathbf{W}_m)^* S\mathbf{V}_m ]^{-1} (S\mathbf{W}_m)^* S\mathbf{W}_m\right) [ (S\mathbf{W}_m)^* S\mathbf{V}_m ]^{-1} (S\mathbf{W}_m)^* S\mathbf{r}_0,$$

with  $\mathbf{W}_m = A\mathbf{V}_m$ . Here we have  $f(z) = z^{-1}$ , in which case this simplifies to

$$\tilde{\mathbf{x}}_m = \mathbf{V}_m [ (SA\mathbf{V}_m)^* SA\mathbf{V}_m ]^{-1} (SA\mathbf{V}_m)^* S\mathbf{r}_0,$$

or alternatively,

$$(3.3) \quad \tilde{\mathbf{x}}_m = \mathbf{V}_m \tilde{\mathbf{y}}_m, \quad \tilde{\mathbf{y}}_m = (SA\mathbf{V}_m)^\dagger (S\mathbf{r}_0).$$

This means that

$$\tilde{\mathbf{x}}_m \text{ minimizes } \mathbf{sres} := \|S\mathbf{r}_0 - SA\tilde{\mathbf{x}}\| \text{ over all } \tilde{\mathbf{x}} \in \text{span}(\mathbf{V}_m).$$

Note that this is also the definition of the sGMRES approximant proposed in [16, eq. (1.6)]. The interesting aspect here is that this approximant does not rely in orthogonality of  $\mathbf{V}_m$ , yet its residual  $\tilde{\mathbf{r}}_m = \mathbf{r}_0 - A\tilde{\mathbf{x}}_m$  is closely related to the residual  $\mathbf{r}_m = \mathbf{r}_0 - A\mathbf{x}_m$  of the full GMRES approximant  $\mathbf{x}_m := \mathbf{V}_m (A\mathbf{V}_m)^\dagger \mathbf{r}_0$ . This latter approximant

$$\mathbf{x}_m \text{ minimizes } \|\mathbf{r}_0 - A\tilde{\mathbf{x}}\| \text{ over all } \tilde{\mathbf{x}} \in \text{span}(\mathbf{V}_m).$$

Combining this with (3.1), we have the following residual relations

$$(3.4) \quad \|\mathbf{r}_m\| \leq \|\tilde{\mathbf{r}}_m\| \leq \frac{1}{\sqrt{1-\varepsilon}} \|S\tilde{\mathbf{r}}_m\| \leq \frac{1}{\sqrt{1-\varepsilon}} \|S\mathbf{r}_m\| \leq \sqrt{\frac{1+\varepsilon}{1-\varepsilon}} \|\mathbf{r}_m\|.$$

---

**Algorithm 3.1** One cycle of GMRES-SDR for  $A\mathbf{x} = \mathbf{r}_0$

---

```

1: Input:  $A \in \mathbb{C}^{N \times N}$ ,  $\mathbf{r}_0 \in \mathbb{C}^N$ ,  $U \in \mathbb{C}^{N \times \hat{k}}$ ,  $S \in \mathbb{C}^{s \times N}$ ,  $\text{tol}$ , integers  $m, t, k$ 
2: Optional input:  $SU \in \mathbb{C}^{s \times \hat{k}}$ ,  $SAU \in \mathbb{C}^{s \times \hat{k}}$ ,  $\text{safety} \geq 1$  (default 1.4)
3: Output: Approximant  $\tilde{\mathbf{x}} \approx A^{-1}\mathbf{r}_0$  and recycling subspace  $U, SU, SAU$ 
4: If not provided as input, compute sketches  $SU$  and  $SAU$ 
5: Sketch initial residual  $S\mathbf{r}_0$ 
6:  $V := [\mathbf{r}_0/\|\mathbf{r}_0\|, O_{N \times m}]$ ,  $H := O_{(m+1) \times m}$ 
7:  $SV := [S\mathbf{r}_0/\|\mathbf{r}_0\|, O_{N \times m}]$ ,  $SAV := O_{s \times m}$ 
8: % —— Truncated Arnoldi process with QR-based residual estimation ——
9: for  $j = 1, 2, \dots, m$ 
10:    $\mathbf{w} := AV(:, j)$ 
11:   for  $i = \max(j - t + 1, 1)$ 
12:      $H(i, j) := V(:, i)^* \mathbf{w}$ 
13:      $\mathbf{w} := \mathbf{w} - V(:, i)H(i, j)$ 
14:    $H(j + 1, j) := \|\mathbf{w}\|$ 
15:    $V(:, j + 1) := \mathbf{w}/H(j + 1, j)$ 
16:    $SV(:, j + 1) := S \cdot V(:, j + 1)$  % one sketch per iter
17:    $SAV(:, j) := SV(:, 1:j + 1)H(1:j + 1, j)$ 
18:    $SAW := [SAU, SAV(:, 1:j)]$ 
19:   Compute (or update) economic  $[Q, R] = \text{qr}(SAW)$ 
20:   Compute least squares solution  $\tilde{\mathbf{y}} := R^{-1}Q^*[S\mathbf{r}_0]$ 
21:    $\text{sres} := \|S\mathbf{r}_0 - SAW \cdot \tilde{\mathbf{y}}\|$  % sketched residual
22:   if  $\text{sres} < \text{tol}/\text{safety}$  or  $j = m$ 
23:      $\tilde{\mathbf{x}} := [U, V(:, 1:j)] \cdot \tilde{\mathbf{y}}$ 
24:      $\text{res} := \|\mathbf{r}_0 - A\tilde{\mathbf{x}}\|$  % true residual
25:     if  $\text{res} < \text{tol}$ 
26:       break % stop trunc. Arnoldi
27:     else
28:        $\text{safety} := \text{res}/\text{sres}$  % increase safety factor
29: % —— SVD-based update of recycling space using harmonic Ritz ——
30: Compute truncated economic SVD  $\hat{U}_\ell \Sigma_\ell \hat{V}_\ell^* \approx SAW$ 
31: Compute  $M_\ell := \hat{U}_\ell^* \cdot SW \cdot \hat{V}_\ell$ 
32: Compute ordered QZ decomposition  $[Q, Z] = \text{qz}(M_\ell, \Sigma_\ell)$ 
33: Compute  $U := [U, V(:, 1:m)] \hat{V}_\ell Z(:, 1:k)$ 
34: Compute  $SU := [SU, SV(:, 1:m)] \hat{V}_\ell Z(:, 1:k)$ 
35: Compute  $SAU := [SAU, SAV(:, 1:m)] \hat{V}_\ell Z(:, 1:k)$ 
36: return  $\tilde{\mathbf{x}}, U, SU, SAU$ 

```

---

**3.1. Implementation.** The GMRES-SDR method is now fairly straightforward to implement, as detailed in Algorithm 3.1. There are several components that differ from the usual GMRES implementation and we discuss them separately in the following subsections.

**3.2. Krylov basis generation.** In order to generate the Krylov bases  $V_m$  at a cost that grows only linearly with  $m$ , we use the truncated Arnoldi process in Algorithm 3.1. This means that each new basis vector is projected against the previous  $t \ll m$  vectors only.

**3.3. Solution of the projected least squares problem.** In standard GMRES the projected least squares problem is usually solved by updating a QR factorization of the Hessenberg matrix  $\underline{H}_m$  using Givens rotations. Here, the matrix  $SA\mathbf{V}_m$  in the least squares problem (3.3) is not of Hessenberg form. However, the matrix  $\mathbf{V}_m = [U, V_m]$  grows one column at a time when the truncated Arnoldi process for generating  $V_m$  progresses, hence we can still update the QR factorization of  $SA\mathbf{V}_m$  when a column is added, e.g., by using Householder-QR or the modified Gram–Schmidt with reorthogonalization.

**3.4. Residual control and updating safety.** The residual of the sketched problem (3.3) can serve as an approximation for the true residual of the current approximant using

$$\|\tilde{\mathbf{r}}_m\| \leq \frac{1}{\sqrt{1-\varepsilon}} \|S\tilde{\mathbf{r}}_m\|.$$

However, we generally do not know what  $\varepsilon$  is. Hence we propose the following strategy: within the GMRES-SDR cycle we monitor the sketched residual norm  $\|S\tilde{\mathbf{r}}_m\|$ . Only if this norm satisfies

$$\|S\tilde{\mathbf{r}}_m\| < \text{tol}/\text{safety}$$

for some safety factor  $\text{safety} > 1$ , we compute the true residual norm  $\|\tilde{\mathbf{r}}_m\|$ . If also this quantify is smaller than  $\text{tol}$ , we can terminate the Arnoldi iteration. Otherwise we will increase the safety factor to

$$\text{safety} = \|\tilde{\mathbf{r}}_m\|/\|S\tilde{\mathbf{r}}_m\|$$

and continue.

An example illustration is given in Figure 3.1. The restart length in this example is chosen as  $m = 100$ , and it is interesting to note that the distortion  $\|\tilde{\mathbf{r}}_m\|/\|S\tilde{\mathbf{r}}_m\|$  follows a generally increasing trend within each cycle. We also notice a spike in the measured distortion of the basis vectors,  $\|\mathbf{v}_j\|/\|S\mathbf{v}_j\| = 1/\|S\mathbf{v}_j\|$ , with the height of the spike being very close to the distortion on residual. This is likely caused by the GMRES property that the Krylov basis vector  $\mathbf{v}_1$  at the beginning of a cycle is strongly correlated with the last basis vector of the previous cycle (in FOM these vectors would be perfectly collinear). In our experiments we found that an initial value  $\text{safety} = 1.4$  works well, with the computation of the true residual only needed very rarely (apart from the unavoidable computation at the end of each Arnoldi cycle).

**3.5. Harmonic updating of the augmentation space.** We now turn our attention to the problem of updating the augmentation space  $U$  from one restart cycle or problem to the next. Say, in one cycle we have computed a Krylov basis  $V_m$  of  $\mathcal{K}_m(A, \mathbf{r}_0)$  and we have an augmentation basis  $U \in \mathbb{C}^{N \times k}$  accumulated over previous cycles. Neither  $V_m$  nor  $U$  are now assumed to be orthonormal.

Consider the augmented basis matrix  $\mathbf{V}_m = [U, V_m]$  and assume that we have the sketches  $S\mathbf{V}_m$  and  $SA\mathbf{V}_m$  at our disposal. The (non-sketched) harmonic Ritz pairs [17] are defined as  $(\vartheta, \mathbf{z} = \mathbf{V}_m \mathbf{y}_m)$  such that

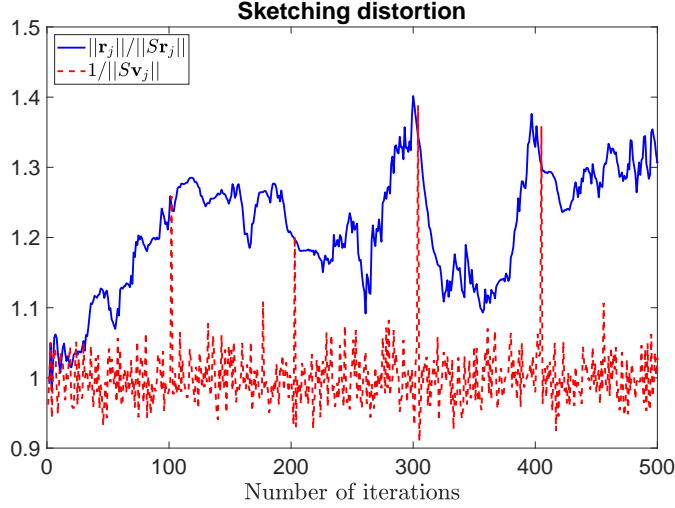
$$A\mathbf{z} - \vartheta\mathbf{z} \perp A\mathbf{V}_m.$$

Therefore,

$$(A\mathbf{V}_m)^*(A\mathbf{V}_m \mathbf{y}_m - \vartheta \mathbf{V}_m \mathbf{y}_m) = 0,$$

which means that

$$(A\mathbf{V}_m)^*(A\mathbf{V}_m) \mathbf{y}_m = \vartheta (A\mathbf{V}_m)^* \mathbf{V}_m \mathbf{y}_m,$$



**Fig. 3.1:** Example showing measured sketching distortion factors as the GMRES-SDR iteration progresses, as well as the ratio between the true and sketched residuals. In this example, the Krylov dimension of size  $m = 100$ , a truncation parameter of  $t = 2$ , a recycling subspace dimension of size  $k = 20$ , and a sketching parameter  $s = 500$  was used.

or equivalently,

$$\mathbf{y}_m = \vartheta[(A\mathbf{V}_m)^*(A\mathbf{V}_m)]^{-1}(A\mathbf{V}_m)^*\mathbf{V}_m\mathbf{y}_m = \vartheta(A\mathbf{V}_m)^\dagger\mathbf{V}_m\mathbf{y}_m.$$

In other words, the harmonic Ritz pairs can be computed by solving an eigenvalue problem

$$M\mathbf{y}_m := [(A\mathbf{V}_m)^\dagger\mathbf{V}_m]\mathbf{y}_m = \vartheta^{-1}\mathbf{y}_m.$$

Now to utilize sketching, we realize that each column of the matrix  $M$  can be thought of as the solution of a least squares problem with the tall skinny matrix  $A\mathbf{V}_m$ . The sketched counterpart of this is

$$\widehat{M}\widehat{\mathbf{y}}_m := [(SA\mathbf{V}_m)^\dagger S\mathbf{V}_m]\widehat{\mathbf{y}}_m = \widehat{\vartheta}^{-1}\widehat{\mathbf{y}}_m.$$

Note that  $\widehat{M}$  is the solution (of minimum Frobenius norm) to

$$(3.5) \quad \widehat{M} := \arg \min_{M \in \mathbb{C}^{(m+k) \times (m+k)}} \|SA\mathbf{V}_m M - S\mathbf{V}_m\|_F,$$

a harmonic version of the sRR approach presented in [16, Sec. 6.3].

To stabilize the harmonic Ritz extraction, we exploit a truncated SVD  $SA\mathbf{V}_m \approx \widehat{U}_\ell \Sigma_\ell \widehat{V}_\ell^*$  and replace

$$SA\mathbf{V}_m \rightarrow \widehat{U}_\ell \quad \text{and} \quad S\mathbf{V}_m \rightarrow (S\mathbf{V}_m)\widehat{V}_\ell \Sigma_\ell^{-1},$$

leading to the regularized

$$\widehat{M}_\ell := \widehat{U}_\ell^* (S\mathbf{V}_m)\widehat{V}_\ell \Sigma_\ell^{-1} \approx \widehat{M}.$$

We then compute an ordered QZ factorization such that

$$Q[\widehat{U}_\ell^*(S\mathbf{V}_m)\widehat{V}_\ell]Z = Q[\Sigma_\ell]Z$$

is upper triangular with the  $k$  most relevant generalized eigenvalues appearing in the top-left block. As we are interested in harmonic Ritz values, we should target the *largest modulus* eigenvalues. The desired harmonic Ritz vectors are then given as

$$U := [U, V_m]\widehat{V}_\ell Z(:, 1:k).$$

Similarly, the sketched version of  $U$  and  $AU$  can be computed without explicit sketches as shown in Algorithm 3.1.

**3.6. Solving slowly varying linear systems.** So far, we have introduced GMRES-SDR for a single linear system  $A\mathbf{x} = \mathbf{b}$ . Let us now consider the cases that  $A\mathbf{x}^{(i)} = \mathbf{b}^{(i)}$  with varying right-hand side vectors, and  $A^{(i)}\mathbf{x}^{(i)} = \mathbf{b}^{(i)}$  with varying vectors and system matrices.

In the first case, when only  $\mathbf{b}^{(i)}$  varies, we can simply reuse the recycling subspace  $U, SU, SAU$  from one problem to the next. We just take the outputs  $U, SU, SAU$  from Algorithm 3.1 computed during the solution of  $A\mathbf{x}^{(i)} = \mathbf{b}^{(i)}$  and feed them as inputs to Algorithm 3.1 when solving  $A\mathbf{x}^{(i+1)} = \mathbf{b}^{(i+1)}$ .

The second case with problem-dependent system matrices,  $A^{(i)}\mathbf{x}^{(i)} = \mathbf{b}^{(i)}$ , allows for two variants which we refer to *exact* and *inexact* GMRES-SDR, respectively. In the exact variant we reuse  $U, SU$  from one problem  $i$  to problem  $i+1$ , but compute  $SA^{(i+1)}U$  by explicit matrix multiplication and sketching. This requires  $k$  additional matrix-vector products and the sketching of  $k$  additional vectors for each new problem.

In the inexact GMRES-SDR variant we feed  $SA^{(i)}U$  as an input to Algorithm 3.1 even though we are now solving  $A^{(i+1)}\mathbf{x}^{(i+1)} = \mathbf{b}^{(i+1)}$  with a different system matrix. As a consequence, the matrix  $SAW$  computed in line 18 of Algorithm 3.1 becomes

$$SAW = [SA^{(i)}U, SA^{(i+1)}V(:, 1:j)],$$

i.e., we are mixing Krylov spaces of two different matrices. In particular, the least squares problem in line 21 no longer corresponds to solving a sketched version of the full GMRES problem for  $A^{(i+1)}\mathbf{x}^{(i+1)} = \mathbf{b}^{(i+1)}$  and the residual relations (3.4) are violated. Still, we have observed numerically that one can sometimes get away with the inexactness when  $A^{(i)}$  changes only very slightly from one problem to the next. However, there is no guarantee that this works and the sketched residuals may even increase as the iteration progresses. We will demonstrate this in Subsection 6.3.

**4. Analysis of sketched GMRES.** We build on the one-cycle description of sketched GMRES as introduced in [16]. They describe a general matrix  $V_m \in \mathbb{C}^{N \times m}$  whose columns are some basis vectors of a Krylov subspace, i.e.,  $\text{Range}(V_m) = \mathcal{K}_m(A, \mathbf{r}_0)$ . We extend existing GMRES convergence theory to the sketched GMRES setting, separating into basis-agnostic and basis-dependent results. Then in Section 5 we put sketched augmented GMRES into the existing framework of augmented iterative methods. This allows us to extend the analysis for sketched GMRES to augmented sketched GMRES.

#### 4.1. Sketching the constraint space for one cycle of sketched GMRES.

We pick up from the discussion in Subsection 2.1 and take a similar approach to understand the constraint for sketched GMRES. For the same basis  $V_m$ , the sketched GMRES approximation is defined as

$$\tilde{\mathbf{x}}_m = \mathbf{x}_0 + V_m \tilde{\mathbf{y}}_m,$$



where  $\tilde{\mathbf{y}}_m$  minimizes  $\|S(AV_m\mathbf{y} - \mathbf{r}_0)\|$ , and via the normal equations, it follows that

$$\tilde{\mathbf{y}}_m = (V_m^*A^*S^*SAV_m)^\dagger (V_m^*A^*S^*S) \mathbf{r}_0.$$

(We establish in Lemma 4.2 below that  $V_m^*A^*S^*SAV_m$  is invertible for a sufficiently small sketching parameter  $\varepsilon$ .) The sketched GMRES residual satisfies the relation

$$\tilde{\mathbf{r}}_m = \mathbf{r}_0 - AV_m (V_m^*A^*S^*SAV_m)^\dagger (V_m^*A^*S^*S) \mathbf{r}_0 = \left(I - \widehat{\Phi}_{\mathcal{K}_m}\right) \mathbf{r}_0,$$

where  $\widehat{\Phi}_{\mathcal{K}_m} = AV_m (V_m^*A^*S^*SAV_m)^\dagger (V_m^*A^*S^*S)$ . Similarly, if we let

$$\widehat{\Pi}_{\mathcal{K}_m} = V_m (V_m^*A^*S^*SAV_m)^\dagger (V_m^*A^*S^*S) A,$$

the sketched GMRES approximation satisfies  $\hat{\mathbf{x}}_m = \mathbf{x}_0 + \widehat{\Pi}_{\mathcal{K}_m}\boldsymbol{\eta}_0$ . We observe that  $S\widehat{\Phi}_{\mathcal{K}_m} = \Phi_{SAV_m}S$ , where  $\Phi_{SAV_m}$  is the orthogonal projector onto  $\text{Range}(SAV_m)$ , meaning that the sketched residual satisfies  $S\hat{\mathbf{r}}_m \perp \text{Range}(SAV_m)$ . This is easy to see since we solved a sketched least squares problem.

**4.2. Sketched GMRES is a projection method.** The matrices  $\widehat{\Pi}_{\mathcal{K}_m}$  and  $\widehat{\Phi}_{\mathcal{K}_m}$  serve the same role as the error and residual projectors in GMRES. We observe that they actually have many properties of projectors. This builds on ideas in, e.g., [3, 18]. Note that in the following discussion, the space spanned by the columns of  $S^*SAV_m$  is discussed. Since  $S$  sketches the true GMRES constraint space, the space must be lifted or interpolated back up to the full space in order to be used as a sketched residual constraint. The operator  $S^*$  lifts the sketched space back to a subspace in  $n$  dimensions.

LEMMA 4.1. *The matrices  $\widehat{\Pi}_{\mathcal{K}_m}$  and  $\widehat{\Phi}_{\mathcal{K}_m}$  are both idempotent, with  $\text{Range}(\widehat{\Phi}_{\mathcal{K}_m}) \subseteq \text{Range}(AV_m)$  with null space containing  $\text{Range}(S^*SAV_m)^\perp$  and  $\text{Range}(\widehat{\Pi}_{\mathcal{K}_m}) \subseteq \text{Range}(V_m)$  with null space containing  $\text{Range}(A^*S^*SAV_m)^\perp$ .*

*Proof.* Idempotency can be proven directly. For  $\widehat{\Phi}_{\mathcal{K}_m}$ , we can write

$$\begin{aligned} \widehat{\Phi}_{\mathcal{K}_m}^2 &= AV_m (V_m^*A^*S^*SAV_m)^\dagger (V_m^*A^*S^*S) AV_m (V_m^*A^*S^*SAV_m)^\dagger (V_m^*A^*S^*S) \\ &= AV_m (V_m^*A^*S^*SAV_m)^\dagger (V_m^*A^*S^*SAV_m) (V_m^*A^*S^*SAV_m)^\dagger (V_m^*A^*S^*S). \end{aligned}$$

Due to the well-known property of the Moore–Penrose pseudoinverse that  $(V_m^*A^*S^*SAV_m)(V_m^*A^*S^*SAV_m)^\dagger$  is a projector onto  $\text{Range}(V_m^*A^*S^*SAV_m)$ , it follows that

$$(V_m^*A^*S^*SAV_m)^\dagger (V_m^*A^*S^*SAV_m) (V_m^*A^*S^*SAV_m)^\dagger = (V_m^*A^*S^*SAV_m)^\dagger.$$

Thus we have

$$\widehat{\Phi}_{\mathcal{K}_m}^2 = AV_m (V_m^*A^*S^*SAV_m)^\dagger (V_m^*A^*S^*S) = \widehat{\Phi}_{\mathcal{K}_m}.$$

Similarly for  $\widehat{\Pi}_{\mathcal{K}_m}$ ,

$$\begin{aligned} \widehat{\Pi}_{\mathcal{K}_m}^2 &= V_m (V_m^*A^*S^*SAV_m)^\dagger (V_m^*A^*S^*SAV_m) (V_m^*A^*S^*SAV_m)^\dagger (V_m^*A^*S^*S) A \\ &= V_m (V_m^*A^*S^*SAV_m)^\dagger (V_m^*A^*S^*S) A = \widehat{\Pi}_{\mathcal{K}_m}. \end{aligned}$$

The range and null space containment assertions follow directly from the definitions of  $\widehat{\Pi}_{\mathcal{K}_m}$  and  $\widehat{\Phi}_{\mathcal{K}_m}$ . However, we note that if  $(V_m^* A^* S^* S A V_m)^\dagger$  is not a true inverse, then it has as its null space  $\text{Range}(V_m^* A^* S^* S A V_m)^\perp$ . Furthermore,  $S$  itself has a dimension  $n - s$  null space. Thus, we can only make null space containment statements, and these are not quite projectors.  $\square$

We make one additional observation. Since  $\text{Range}(A V_m) \subseteq \text{Range}(B_{m+1})$ , the sketching assumption holds for  $\text{Range}(A V_m)$ , as long as  $\varepsilon$  is not too large. Thus, we prove the following.

LEMMA 4.2. *For a sufficiently small sketching parameter  $\varepsilon$  defined in (3.1), it holds that  $V_m^* A^* S^* S A V_m$  is invertible.*

*Proof.* We use the notation  $\mathbf{e}_i$  to denote the  $i$ -th Cartesian basis vector and  $A V_m \mathbf{e}_i$  to be the  $i$ -th column of  $A V_m$ . The  $(k, \ell)$ -th entry of  $V_m^* A^* S^* S A V_m$  is of the form  $\langle S A V_m \mathbf{e}_\ell, S A V_m \mathbf{e}_k \rangle$ . From (3.2), it follows

$$\langle S A V_m \mathbf{e}_\ell, S A V_m \mathbf{e}_k \rangle = \langle A V_m \mathbf{e}_\ell, A V_m \mathbf{e}_k \rangle + \delta_{k\ell} \|A V_m \mathbf{e}_k\| \|A V_m \mathbf{e}_\ell\|,$$

where for all  $k$  and  $\ell$ ,  $|\delta_{k\ell}| < \varepsilon$ . This is a perturbation of a nonsingular Gram matrix, and for  $\varepsilon$  sufficiently small, the perturbation is still invertible.  $\square$

Thus, while these idempotent matrices are not projectors, they do act as projectors *when restricted* to subspaces satisfying the sketching assumption (3.1).

**4.3. Semi-inner product induced by  $S^* S$ .** How shall we understand the almost-projectors  $\widehat{\Pi}_{\mathcal{K}_m}$  and  $\widehat{\Phi}_{\mathcal{K}_m}$ ? Consider the fact that if  $S^* S$  were nonsingular, it would induce an inner product. In this case, one can easily show that these would be true projectors with  $\widehat{\Pi}_{\mathcal{K}_m}$  being an orthogonal projector onto  $\text{Range}(V_m)$  with respect to the  $A^* S^* S A$ -inner-product, and  $\widehat{\Phi}_{\mathcal{K}_m}$  being an orthogonal projector onto  $\text{Range}(A V_m)$  with respect to the  $S^* S$ -inner-product. This would simply be the method called often in the literature *weighted GMRES* [11].

However,  $S^* S$  is *necessarily* singular in the case of sketching. It is thus pointed out in [3] that it induces a nonnegative bilinear form satisfying all the axioms of inner products except that  $\mathbf{w}^* S^* S \mathbf{w} = 0$  does not necessarily imply that  $\mathbf{w} = \mathbf{0}$ . Of course, because of the nature of the sketching process, this is not surprising. Thus, sketched GMRES may be understood as an extreme version of weighted GMRES [11] wherein most of the weight values are actually zero, and the nonzero weights have been chosen such that the weighted semi-inner product still acts as an inner product on the correction and constraint spaces.

It is observed in [3] that the bilinear form induced by positive semi-definite  $S^* S$  is called a *semi-inner product* or pseudo-inner product. We could then call the matrices  $\widehat{\Pi}_{\mathcal{K}_m}$  and  $\widehat{\Phi}_{\mathcal{K}_m}$  *semi-projectors* induced by semi-inner products. In the case that  $S$  is a sketching operator, we might also consider the terminology *sketched projectors*. Let us denote the semi-inner product by  $\langle \mathbf{u}, \mathbf{w} \rangle_{S^* S} := \mathbf{w}^* S^* S \mathbf{u}$ . In [18], the authors point out further that the sketching assumption (3.1) means that this semi-inner product acts as an inner product on the subspace in question. We can interpret Lemma 4.2 as a consequence of this fact; a Gram matrix formed from any set of basis vectors for which (3.1) holds, using the sketched semi-inner product, is nonsingular.

#### 4.4. Relationship between residual angle and sketched constraint space.

In [10], the authors explored many aspects of the geometric properties of quantities and subspaces generated by Krylov subspace iterations, in the context of understanding aspects of convergence. We now extend some of these results to the sketched

GMRES setting. Much work is done concerning geometric aspects of minimum residual methods such as GMRES, and we focus mainly on extending the ideas used to develop [10, Theorem 4.5] and results subsequent to that.

We denote by  $\theta(\mathbf{v}, \mathbf{u})$  the angle between vectors  $\mathbf{v}$  and  $\mathbf{u}$ , and by  $\theta(\mathbf{v}, \mathcal{W})$  the principal angle between the vector  $\mathbf{v}$  and the subspace  $\mathcal{W}$ . The authors of [10] make use of the observation (true for any orthogonal projector onto a subspace) that

$$\|\Phi_{\mathcal{K}_m} \mathbf{r}_0\| = \|\mathbf{r}_0\| \cos \theta(\mathbf{r}_0, A\mathcal{K}_m) \quad \text{and} \quad \|(I - \Phi_{\mathcal{K}_m}) \mathbf{r}_0\| = \|\mathbf{r}_0\| \sin \theta(\mathbf{r}_0, A\mathcal{K}_m),$$

This identity does not necessarily hold for sketched semi-projectors, but the residual projector  $\Phi_{\mathcal{K}_m}$  can be related to a true projector acting in the sketched constraint space. This can be used to connect us back to the theory used in [10, Section 4], when acting on vectors from the sketched subspace, specifically  $\mathbf{r}_0$ .

LEMMA 4.3. *For sketched GMRES, it holds for the sketched residual projection*

$$(4.1) \quad \|\tilde{\mathbf{r}}_m\|_{S^*S} = \left\| \left( I - \tilde{\Phi}_{\mathcal{K}_m} \right) \mathbf{r}_0 \right\|_{S^*S} = \|S\mathbf{r}_0\| \sin \theta(S\mathbf{r}_0, SA\mathcal{K}_m).$$

*Proof.* This follows directly from the fact that  $S\tilde{\Phi}_{\mathcal{K}_m} = \Phi_{\tilde{\mathcal{K}}_m} S$ , where  $\Phi_{\tilde{\mathcal{K}}_m}$  is the orthogonal projector acting in the sketched space, projecting onto  $SA\mathcal{K}_m(A, \mathbf{r}_0)$ . From this the result follows directly since

$$\left\| S \left( I - \tilde{\Phi}_{\mathcal{K}_m} \right) \mathbf{r}_0 \right\| = \left\| \left( I - \Phi_{\tilde{\mathcal{K}}_m} \right) S\mathbf{r}_0 \right\|,$$

to which we can then apply (4.1).  $\square$

Notice that we can consider developing bounds on the true residual in terms of sketched angles. To make use of this, we first relate trigonometric functions of sketched angles back to their unsketched counterparts.

LEMMA 4.4. *Let  $\mathbf{u}$  and  $\mathbf{v}$  satisfy the sketching assumption (3.1) for  $S$ . Then it holds that*

$$(4.2) \quad \begin{aligned} \frac{\cos \theta(\mathbf{u}, \mathbf{v}) - \varepsilon}{(1 + \varepsilon)^2} &\leq \cos \theta(S\mathbf{u}, S\mathbf{v}) \leq \frac{\cos \theta(\mathbf{u}, \mathbf{v}) + \varepsilon}{(1 - \varepsilon)^2}, \quad \text{and} \\ \frac{\sqrt{\sin^2 \theta(\mathbf{u}, \mathbf{v}) - 10\varepsilon}}{(1 - \varepsilon)^2} &\leq \sin \theta(S\mathbf{u}, S\mathbf{v}) \leq \frac{\sqrt{\sin^2 \theta(\mathbf{u}, \mathbf{v}) + 16\varepsilon}}{(1 + \varepsilon)^2}. \end{aligned}$$

*Proof.* Dividing the inequality (3.2) by  $\|\mathbf{u}\| \|\mathbf{v}\|$  yields

$$(4.3) \quad \cos \theta(\mathbf{u}, \mathbf{v}) - \varepsilon \leq \frac{\|S\mathbf{u}\| \|S\mathbf{v}\|}{\|\mathbf{u}\| \|\mathbf{v}\|} \cos \theta(S\mathbf{u}, S\mathbf{v}) \leq \cos \theta(\mathbf{u}, \mathbf{v}) + \varepsilon.$$

From the sketching assumption (3.1), we have the bound

$$(4.4) \quad \frac{1}{(1 + \varepsilon)^2} \leq \frac{\|\mathbf{u}\| \|\mathbf{v}\|}{\|S\mathbf{u}\| \|S\mathbf{v}\|} \leq \frac{1}{(1 - \varepsilon)^2}$$

Multiplying (4.3) through by  $\frac{\|\mathbf{u}\| \|\mathbf{v}\|}{\|S\mathbf{u}\| \|S\mathbf{v}\|}$  and applying (4.4) yields the first result in (4.2).

To obtain the second result, we take the first result, square it, negate it (reversing inequality order) and add 1 to it, yielding

$$1 - \left( \frac{\cos \theta(\mathbf{u}, \mathbf{v}) + \varepsilon}{(1 - \varepsilon)^2} \right)^2 \leq \sin^2 \theta(S\mathbf{u}, S\mathbf{v}) \leq 1 - \left( \frac{\cos \theta(\mathbf{u}, \mathbf{v}) - \varepsilon}{(1 + \varepsilon)^2} \right)^2.$$

Getting everything over a common denominator and multiplying the numerators out yields

$$(4.5) \quad \frac{\sin^2 \theta(\mathbf{u}, \mathbf{v}) - 4\varepsilon + 7\varepsilon^2 - 4\varepsilon^3 + \varepsilon^4 - 2\varepsilon \cos \theta(\mathbf{u}, \mathbf{v})}{(1 - \varepsilon)^4} \leq \sin^2 \theta(S\mathbf{u}, S\mathbf{v}) \dots$$

$$(4.6) \quad \dots \leq \frac{\sin^2 \theta(\mathbf{u}, \mathbf{v}) + 4\varepsilon + 5\varepsilon^2 + 4\varepsilon^3 + \varepsilon^4 + 2\varepsilon \cos \theta(\mathbf{u}, \mathbf{v})}{(1 + \varepsilon)^4}$$

As we assume  $0 < \varepsilon \ll 1$ , we can write  $4\varepsilon + 5\varepsilon^2 + 4\varepsilon^3 + \varepsilon^4 + 2\varepsilon \cos \theta(\mathbf{u}, \mathbf{v}) < 16\varepsilon$ , and  $-4\varepsilon + 7\varepsilon^2 - 4\varepsilon^3 + \varepsilon^4 - 2\varepsilon \cos \theta(\mathbf{u}, \mathbf{v}) \geq -10\varepsilon$ . Inserting these inequalities into (4.6) and taking square roots yields the second result from (4.2).  $\square$

Lemma 4.4 directly leads to a bound on the sketched GMRES residual norm.

COROLLARY 4.5. *The sketched GMRES residual  $\tilde{\mathbf{r}}_m$  satisfies the subspace-angle-based bound*

$$\|\tilde{\mathbf{r}}_m\| \leq \|\mathbf{r}_0\| \frac{\sqrt{\sin \theta(\mathbf{r}_0, AK_m(A, \mathbf{r}_0)) + 16\varepsilon}}{1 - \varepsilon^2}.$$

*Proof.* Combining (4.1) with the left side of the sketching assumption (3.1) for  $\tilde{\mathbf{r}}_m$  yields

$$(1 - \varepsilon) \|\tilde{\mathbf{r}}_m\| \leq \|S\mathbf{r}_0\| \sin \theta(S\mathbf{r}_0, SAK_m(A, \mathbf{r}_0)).$$

Dividing through by  $1 - \varepsilon$  and applying the right side of the second inequality in (4.2) yields the result.  $\square$

**4.5. Analysis based on the sketched Arnoldi relation.** We note that our basis  $V_m$  for  $\mathcal{K}_m(A, \mathbf{r}_0)$  satisfies

$$(4.7) \quad SAV_m = SV_{m+1}\underline{H}_m$$

where  $\underline{H}_m$  is constructed progressively using a truncated Arnoldi orthogonalization with truncation parameter  $t$ ; thus, is  $t$ -banded. Computing the economy QR decomposition  $SV_{m+1} = \widehat{W}_{m+1}R_{m+1}$  and setting  $\widehat{H}_m = R_{m+1}\underline{H}_m$  (which is full upper Hessenberg) yields the sketched Arnoldi relation

$$(4.8) \quad SAV_m = \widehat{W}_{m+1}\widehat{H}_m.$$

This is what is advocated for in, e.g., [2] but is not the approach we take in this manuscript. However, we note that sketched GMRES algorithms derived from (4.8) and (4.7) are mathematically equivalent. Thus, we analyze the formulation of sketched GMRES derived from (4.8).

Consider that the version of sketched GMRES derived from (4.8) minimizes the same functional,

$$(4.9) \quad \begin{aligned} \tilde{\mathbf{x}}_m &= \operatorname{argmin}_{t \in \mathcal{K}_m(A, \mathbf{r}_0)} \|S(\mathbf{r}_0 - At)\| \\ \iff \tilde{\mathbf{x}}_m &= V_m \tilde{\mathbf{y}}_m \quad \text{where} \quad \tilde{\mathbf{y}}_m = \operatorname{argmin}_{\mathbf{y} \in \mathbb{C}^m} \left\| \widehat{H}_m \mathbf{y} - \|S\mathbf{r}_0\| \mathbf{e}_1 \right\|. \end{aligned}$$

The functional that  $\tilde{\mathbf{y}}_m$  minimizes is the standard GMRES functional, simply for the sketched problem. *This is important* because any analysis of GMRES with proofs proceeding from an analysis of the minimization of this functional can be mapped onto analogous results for sketched GMRES. As with full GMRES, the minimization in (4.5) can be solved by progressively QR-factorizing  $\hat{H}_m$  using one Givens rotation per iteration, obtaining at step  $m$ , yielding  $\hat{H}_m = \hat{Q}_m \hat{R}_m$ .

THEOREM 4.6. *Let us write  $\hat{Q}_m = (\hat{q}_{ij}) \in \mathbb{C}^{(m+1) \times (m+1)}$ . Then it follows that*

$$\sin \theta(S\mathbf{r}_0, SAK_m(A, \mathbf{r}_0)) = |q_{m+1,1}|.$$

Furthermore, it follows that

$$\sin \theta(S\mathbf{r}_{m-1}, SAK_m(A, \mathbf{r}_0)) = s_m$$

where  $s_m$  is the  $m$ -th Givens sine used for constructing the QR-factorization of  $\hat{H}_m$ . The sketched residual norm satisfies  $\|S\tilde{\mathbf{r}}_m\| = |s_m| \|S\tilde{\mathbf{r}}_{m-1}\|$ .

*Proof.* We note that

$$\theta(S\mathbf{r}_0, SAK_m(A, \mathbf{r}_0)) = \theta(\mathbf{e}_1, \text{Range}(\hat{H}_m)).$$

The rest follows step-for-step the proof of [10, Theorem 4.5] and analysis thereafter.  $\square$

Thus, if we implement sketched GMRES using (4.8) following [2], we can use the Givens sine  $s_m$  at each iteration  $m$  to estimate the residual using bounds such as in Lemma 4.4 and Corollary 4.5.

COROLLARY 4.7. *For the implementation of sketched GMRES using (4.8) following [2], the true residual norm admits a cheaply computable estimate satisfying the progressive updating scheme using the Givens sines, namely*

$$(4.10) \quad \|\tilde{\mathbf{r}}_m\| \leq \frac{s_m + 4\varepsilon}{1 - \varepsilon^2} \|\tilde{\mathbf{r}}_{m-1}\|.$$

*Proof.* This estimate follows from combining the results in Theorem 4.6 with the sketching assumption (3.1) and the inequality relating sines of sketched angles to sines of the unsketched analogs (4.2). Altogether, this yields

$$\|\tilde{\mathbf{r}}_m\| \leq \frac{\sqrt{s_m^2 + 16\varepsilon}}{1 - \varepsilon^2} \|\tilde{\mathbf{r}}_{m-1}\|.$$

We then note that

$$\sqrt{s_m^2 + 16\varepsilon} = \sqrt{(s_m + 4\varepsilon)^2 - 8s_m\sqrt{\varepsilon}} \leq s_m + 4\varepsilon,$$

with the last inequality being a tight bound for sufficiently small  $\varepsilon$ . This yields the result.  $\square$

We note that to use this bound requires knowledge of  $\varepsilon$ , which is generally not known in the context of sketching. However, if we have a practical upper bound for  $\varepsilon$ , we can use it to obtain a computable update for the upper bound on  $\|\mathbf{r}_m\|$ . For example, if we know that  $\varepsilon < \varepsilon_{\text{bound}}$ , it follows that

$$\|\tilde{\mathbf{r}}_m\| \leq \frac{s_m + 4\varepsilon}{1 - \varepsilon^2} \|\tilde{\mathbf{r}}_{m-1}\| \leq \frac{s_m + 4 \cdot \varepsilon_{\text{bound}}}{1 - \varepsilon_{\text{bound}}^2} \|\tilde{\mathbf{r}}_{m-1}\|$$

This sort of relationship is useful in the case that we implement sketched (augmented) GMRES using (4.8) following [2]. However, that is not what we advocate in this paper. Thus, we must transfer this estimate to the version using truncation.

An impetus in this context for using truncation is to keep the amount of work done per iteration (e.g., inner products) constant rather than growing with each iteration. Thus, any effort to exploit (4.10) should not increase the per-iteration work in a way that grows with each iteration. Consider that to obtain  $\widehat{H}_m$  would require that we run the full sketched Arnoldi process, defeating the computational advantage we achieve by truncating Arnoldi. Instead, we propose to use this estimate sparingly, as a relatively cheap residual estimator to use when convergence is suspected based on looser estimates. Consider that from the development of (4.7), we can obtain  $\widehat{H}_m$  at any iteration by computing the QR-factorization  $SV_{m+1} = \widehat{W}_{m+1}R_{m+1}$  and obtaining  $\widehat{H}_m = R_{m+1}H_m$ . The QR-factorization of  $\widehat{H}_m$  can be computed by applying Givens rotations to obtain the sequence of Givens sines, thereby enabling us to exploit Corollary 4.7 to estimate the residual (using an estimate of  $\varepsilon$ ). If it is determined that the iteration has not converged,  $\widehat{H}_m$ ,  $\widehat{W}_{m+1}$ , the Givens rotations and can be stored for use in residual estimation for future iterations, to avoid redundant work.

#### 4.6. The relationship between sketched GMRES and sketched FOM.

Interestingly, it also follows from (4.8) to derive sketched GMRES that we can show that the well-known relationship between true GMRES and true FOM can be extended to the sketched counterparts. However, the result is actually true for any mathematically equivalent implementations of sketched GMRES and sketched FOM [7].

For clarity, we identify quantities associated with sketched GMRES using the superscript  $\cdot^{(G)}$  and quantities associated with sketched FOM using the superscript  $\cdot^{(F)}$ . By sketched FOM, we simply mean that we apply a sketched version of the FOM constraint to define the FOM iterate  $\tilde{\mathbf{x}}_m^{(F)} = \mathbf{x}_0 + \tilde{\mathbf{t}}_m^{(F)}$  via

$$\text{Select } \tilde{\mathbf{t}}_m^{(F)} \in \mathcal{K}(A, \mathbf{r}_0) \text{ such that } S \left( \mathbf{b} - A \left( \mathbf{x}_0 + \tilde{\mathbf{t}}_m^{(F)} \right) \right) \perp SK_m(A, \mathbf{r}_0).$$

For  $\tilde{\mathbf{t}}_m^{(F)} = V_m \tilde{\mathbf{y}}_m^{(F)}$  where  $\tilde{\mathbf{y}}_m^{(F)}$  satisfies the FOM condition

$$\widehat{H}_m \tilde{\mathbf{y}}_m^{(F)} = \|S\mathbf{r}_0\| \mathbf{e}_1,$$

where  $\widehat{H}_m$  is the square matrix formed by the first  $m$  rows of  $\widehat{H}_m$ . This means that sketched GMRES and sketched FOM form an MR/OR pair, as described in, e.g., [10, Section 1]. We omit extending every such result, but we point the reader to the results in [6], which are proven by comparing the QR-factorizations of the square and rectangular upper Hessenberg matrices. In particular, following the derivation of [22, eq. 6.74], a comparison of the QR-factorizations of  $\widehat{H}_m$  and  $\widehat{H}_m$  shows the following.

**THEOREM 4.8.** *The the sketched GMRES and sketched FOM iterates have the same relationship as the true GMRES and FOM iterates, namely*

$$\tilde{\mathbf{x}}_m^{(G)} = c_m^2 \tilde{\mathbf{x}}_m^{(F)} + s_m^2 \tilde{\mathbf{x}}_{m-1}^{(G)}.$$

**5. Analysis of sketched augmented GMRES.** We have established that the sketched GMRES method is not a projection method, but it is a semi-projection method. In the context of the characterization of augmented residual minimization methods from [25] that we summarize in Subsection 2.2, we may ask: does a sketched augmented minimization method fit into a generalization of the framework from [25]?

**5.1. Sketched augmented GMRES via projection framework.** Consider the sketched augmented GMRES approximation  $\tilde{\mathbf{x}}_m = \mathbf{x}_0 + U\tilde{\mathbf{z}}_m + V_m\tilde{\mathbf{y}}_m$ . The vectors  $\tilde{\mathbf{z}}_m$  and  $\tilde{\mathbf{y}}_m$  are components of a solution to the normal equations

$$(5.1) \quad \begin{bmatrix} U^*A^*S^*SAU & U^*A^*S^*SAV_m \\ V_m^*A^*S^*SAU & V_m^*A^*S^*SAV_m \end{bmatrix} \begin{bmatrix} \tilde{\mathbf{z}} \\ \tilde{\mathbf{y}} \end{bmatrix} = \begin{bmatrix} U^*A^*S^*S\mathbf{r}_0 \\ V_m^*A^*S^*S\mathbf{r}_0 \end{bmatrix}.$$

Because this is a sketched minimum residual method, these normal equations' coefficient matrix may have a null space; thus there could be multiple solutions. By choosing

$$\begin{bmatrix} \tilde{\mathbf{z}}_m \\ \tilde{\mathbf{y}}_m \end{bmatrix} = \begin{bmatrix} U^*A^*S^*SAU & U^*A^*S^*SAV_m \\ V_m^*A^*S^*SAU & V_m^*A^*S^*SAV_m \end{bmatrix}^\dagger \begin{bmatrix} U^*A^*S^*S\mathbf{r}_0 \\ V_m^*A^*S^*S\mathbf{r}_0 \end{bmatrix},$$

the Moore-Penrose pseudo-inverse solution, we obtain the solution which has minimum norm, containing no null space components. However, this consideration is moot when (3.1) holds.

**COROLLARY 5.1** (to Lemma 4.2). *For sketching parameter  $\varepsilon$  sufficiently small, if the sketching assumption in (3.1) holds for  $\text{Range}(AU)$ , then the coefficient matrix in (5.1) is invertible, and so is the (1, 1) block  $U^*A^*S^*SAU$ .*

In [25], the authors follow derivation first pointed out in [21] which uses block Gaussian elimination to eliminate  $\tilde{\mathbf{z}}_m$  from the second block row of equations, yielding the result. In the case that the matrix has a null space, general theory for when block Gaussian elimination can be applied to develop a generalized Schur complement has been derived; see, e.g., [8]. The case discussed in the present work is simpler.

**COROLLARY 5.2.** *For sketching parameter  $\varepsilon$  sufficiently small, the coefficient matrix in (5.1) admits a Schur complement via elimination of the (1, 2) block using the block row operation*

$$\begin{bmatrix} I & \\ -V_m^*A^*S^*SAU(U^*A^*S^*SAU)^{-1} & I \end{bmatrix} \begin{bmatrix} U^*A^*S^*SAU & U^*A^*S^*SAV_m \\ V_m^*A^*S^*SAU & V_m^*A^*S^*SAV_m \end{bmatrix},$$

leading to the equivalent system

$$(5.2) \quad \begin{bmatrix} U^*A^*S^*SAU & U^*A^*S^*SAV_m \\ \mathbf{0} & V_m^*A^*S^*S(I - \tilde{\Phi}_U)AV_m \end{bmatrix} \begin{bmatrix} \tilde{\mathbf{z}} \\ \tilde{\mathbf{y}} \end{bmatrix} = \begin{bmatrix} U^*A^*S^*S\mathbf{r}_0 \\ V_m^*A^*S^*S(I - \tilde{\Phi}_U)\mathbf{r}_0 \end{bmatrix}.$$

Thus, as in [25], we have isolated in the second block of equations the variables  $\tilde{\mathbf{y}}$  associated to the space  $\text{Range}(V_m)$  that grows at each iterations. We can prove the following theorem.

**THEOREM 5.3.** *For  $U$  such that  $\text{Range}(AU)$  satisfies the sketching assumption (3.1), and for  $m$  not too large and  $\varepsilon$  sufficiently small, applying augmented sketched GMRES for the augmented space  $\text{Range}(V_m)$  is equivalent to applying a sketched GMRES iteration to the equation*

$$(5.3) \quad (I - \tilde{\Phi}_U)A\mathbf{t} = (I - \tilde{\Phi}_U)\mathbf{r}_0,$$

selecting  $\mathbf{t}_m = V_m\tilde{\mathbf{y}}_m \in \text{Range}(V_m)$  according to

$$(5.4) \quad \tilde{\mathbf{y}}_m = \underset{\mathbf{y} \in \mathbb{C}^m}{\text{argmin}} \left\| S(I - \tilde{\Phi}_U)(\mathbf{r}_0 - AV_m\mathbf{y}) \right\|$$

and constructing  $\tilde{\mathbf{x}}_m = \mathbf{x}_0 + \tilde{\Pi}_U\boldsymbol{\eta}_0 + (I - \tilde{\Pi}_U)\tilde{\mathbf{t}}_m$ .

*Proof.* This has mostly already been proven in the above discussion. We observe only that the second block of equations in (5.2) defines  $\tilde{\mathbf{y}}$  to be the exactly the minimizer described in (5.4). Inserting  $\tilde{\mathbf{y}}_m$  into the first block of equations yields

$$\begin{aligned}\tilde{\mathbf{z}} &= U^* A^* S^* S \mathbf{r}_0 - U^* A^* S^* S A V_m \tilde{\mathbf{y}}_m \\ \iff U \tilde{\mathbf{z}} &= \tilde{\Pi}_U \boldsymbol{\eta}_0 - \tilde{\Pi}_U \mathbf{t}_m,\end{aligned}$$

completing the proof.  $\square$

It follows directly that the full augmented sketched GMRES residual is the same as that of the projected subproblem, meaning that the residual behavior of this method is completely dictated by the properties of the subproblem and the the space  $\text{Range}(V_m)$ .

**COROLLARY 5.4.** *Let  $U$  and  $AU$  satisfy the same conditions as in [Theorem 5.3](#). Then it follows the the full sketched augmented GMRES residual  $\tilde{\mathbf{r}}_m = \mathbf{b} - A\tilde{\mathbf{x}}_m$  is the same as the residual from approximately solving (5.3) via (5.4); i.e.,*

$$\tilde{\mathbf{r}}_m = \left( I - \tilde{\Phi}_U \right) \left( \mathbf{r}_0 - A \mathbf{t}_m \right)$$

*Proof.* We compute

$$\begin{aligned}\tilde{\mathbf{r}}_m &= \mathbf{b} - A\tilde{\mathbf{x}}_m \\ &= \mathbf{b} - A(\mathbf{x}_0 + \tilde{\Pi}_U \boldsymbol{\eta}_0 + (I - \tilde{\Pi}_U)\tilde{\mathbf{t}}_m) \\ &= \mathbf{r}_0 - \tilde{\Phi}_U \mathbf{r}_0 - (I - \tilde{\Phi}_U)A\tilde{\mathbf{t}}_m,\end{aligned}$$

where we have taken advantage of the fact that  $A\tilde{\Pi}_U = \tilde{\Phi}_U A$ .  $\square$

We make the observation that, were we to build  $V_m$  such that

$$\text{Range}(V_m) = \mathcal{K}_m \left( \left( I - \tilde{\Phi}_U \right) A, \left( I - \tilde{\Phi}_U \right) \mathbf{r}_0 \right),$$

we could use [Corollary 5.4](#) to exploit the results from [Theorem 4.6](#) and thereafter directly, as the method could directly be interpreted as a fully sketched version of GCRO-DR. [Corollary 5.4](#) then implies that the residual convergence behavior of the iterative method is equivalent to that of sketched GMRES applied to (2.2), and we can estimate the residual norm using the Givens sines, as described in [Theorem 4.6](#). *However, we do not advocate building a sketched projected Krylov subspace.*

We have demonstrated that we can gain computational advantage by forgoing the building of a sketched projected Krylov subspace. Instead, we have

$$\text{Range}(V_m) = \mathcal{K}_m(A, \mathbf{r}_0).$$

The price for this advantage is that [Corollary 5.4](#) no longer implies that the iterative method is equivalent to a sketched GMRES iteration applied to (2.2). However, all is not lost; we can still use [Theorem 4.6](#). Consider that via truncated sketched Arnoldi, we have the relation

$$SA\mathbf{V}_m = [SAU \quad SV_{m+1}] \begin{bmatrix} I \\ \underline{H}_m \end{bmatrix}.$$

We compute the economy QR-factorization  $[SAU \quad SV_{m+1}] = \widehat{\mathbf{W}}_{m+1} R_m$ , and block the upper triangular matrix

$$R_m = \begin{bmatrix} R_m^{(1,1)} & R_m^{(1,2)} \\ & R_m^{(2,2)} \end{bmatrix}, \quad \text{with} \quad R_m^{(1,1)} \in \mathbb{C}^{k \times k}.$$



Then we can construct the upper-Hessenberg matrix

$$\underline{G}_m = R_m \begin{bmatrix} I & \\ & \underline{H}_m \end{bmatrix} = \begin{bmatrix} R_m^{(1,1)} & R_m^{(1,2)} \underline{H}_m \\ & R_m^{(2,2)} \underline{H}_m \end{bmatrix} = \begin{bmatrix} R_m^{(1,1)} & * \\ & \widehat{H}_m \end{bmatrix},$$

where  $\widehat{H}_m := R_m^{(2,2)} \underline{H}_m$ . It follows that we have the relation

$$SA \mathbf{V}_m = \widehat{\mathbf{W}}_{m+1} \underline{G}_m.$$

We observe that  $\underline{G}_m$  is upper Hessenberg but with an already-triangular (1,1)-block. This means that a Givens rotation-based QR factorization of  $\underline{G}_m$  reduces to applying Givens rotations to  $\widehat{H}_m$ . The proof of [Theorem 4.6](#) allows us to conclude that

$$\theta(S\mathbf{r}_0, \text{Range}(SA \mathbf{V}_m)) = \theta(\mathbf{e}_1, \text{Range}(\underline{G}_m)) = \theta(\mathbf{e}_1, \text{Range}(\underline{Q}_m)),$$

where  $\underline{Q}_m \in \mathbb{C}^{(m+1) \times (m+1)}$  is the Q-factor of the full QR factorization of  $\underline{G}_m$ . Thus, because of the partially-triangularized structure of  $\underline{G}_m$ , we can use the same Givens rotation estimator strategy shown in [Corollary 4.7](#). We demonstrate the effectiveness of the residual estimator for an example problem in [Figure 5.1](#).

*Remark 5.5.* Note that in [Figure 5.1](#), we compute the estimate for every iteration for demonstrative purposes. In reality, the frequency of the use of this estimate would depend on which implementation of augmented sketched GMRES. If an orthonormal basis for  $\text{Range}(SA \mathbf{V}_m)$  is unavailable, the estimate would be used sparingly, due to the aforementioned expense of obtaining it. However, we note that in [Algorithm 3.1](#), a basis-whitening technique is used which does produce an orthonormal basis. In that case, Givens rotations could be computed progressively, one-per-iteration, in the usual way for GMRES. This would allow the estimate to be computed inexpensively.

It is also of interest that given some true residual norm computations, one could use the bound from [Corollary 4.7](#) to get an estimate for  $\varepsilon$ . This is a possible alternative method to the method for estimation of  $\varepsilon$  advocated in [Subsection 3.4](#), which is what is actually implemented in our proposed algorithm.

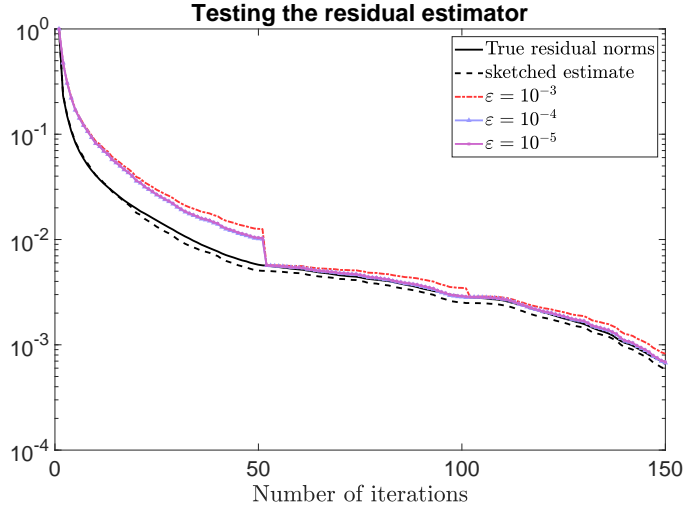
**6. Numerical experiments.** We now present numerical experiments demonstrating the effectiveness of GMRES-SDR. We compare to MATLAB's `gmres`, the RANDGMRES method in the `randKrylov` package<sup>1</sup>, GCRO-DR and GMRES-DR. All experiments were performed in MATLAB Online, using version R2023B.

**6.1. Stokes problem.** In the first experiment we solve a single linear system  $A\mathbf{x} = \mathbf{b}$ , where  $A$  is the `vas_stokes_1M` matrix of size  $N = 1,090,664$  from the SuiteSparse Matrix Collection [9]. We solve the system with ILU preconditioning to a target relative residual of  $10^{-6}$ . The residual curves are shown in [Figure 6.1](#) (left). The true residual norms for RANDGMRES and GMRES-SDR are only computed and plotted at the end of each restart cycle as within each cycle only the sketched residual is cheaply available.

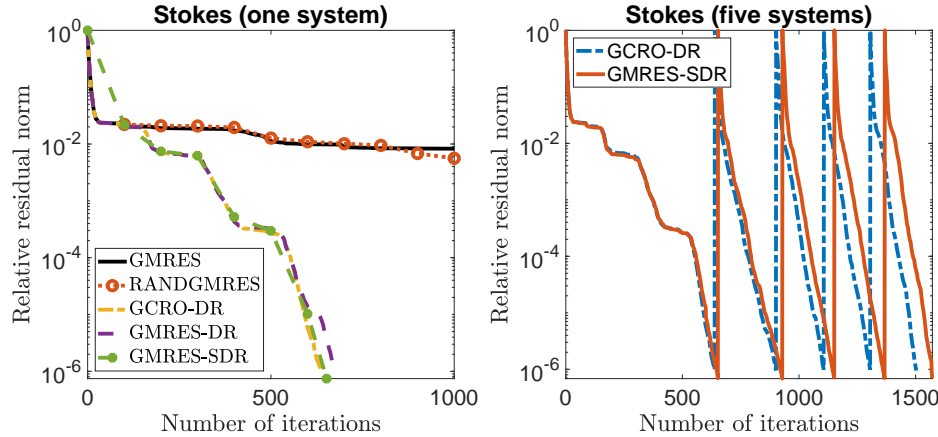
It is clear from [Figure 6.1](#) (left) that the convergence of GMRES-SDR is accelerated by augmented restarting, and it produces convergence curves comparable with GCRO-DR and GMRES-DR.

In [Table 6.1](#) we record the total computational resources utilized by each method to converge, which we measure using the total number of matrix-vector products

<sup>1</sup><https://github.com/obalabanov/randKrylov>, version as of November 2023



**Fig. 5.1:** Testing the Givens-rotation-based residual estimator  $\|\tilde{\mathbf{r}}_m\| \leq \frac{sm+4\varepsilon}{1-\varepsilon^2} \|\tilde{\mathbf{r}}_{m-1}\|$  for a problem of Neumann type from the experiments in [Subsection 6.2](#) for various values of  $\varepsilon$ .



**Fig. 6.1:** Convergence curves obtained from solving a single linear system  $A\mathbf{x} = \mathbf{b}$  (left), and a sequence of 5 linear systems (right) with the `vas_stokes_1M` matrix, to a residual tolerance of  $10^{-6}$ . All non-augmented methods use a maximum number of  $m = 100$  Arnoldi iterations, while the augmented methods use an augmentation subspace of dimension  $k = 20$ , and take a maximum of  $m - k$  iterations. All sketching methods take  $s = 10(m + k)$  and an Arnoldi truncation parameter  $t = 2$ . A maximum of 10 restarts is allowed for all methods.

with  $A$  (denoted `MATVECS` or `MV`), the total number of inner products (IP) of size  $N$ , and the overall runtime (T) in seconds, required to produce the convergence curves in [Figure 6.1](#) (left).

We also solve a sequence of 10 systems  $A\mathbf{x}^{(i)} = \mathbf{b}^{(i)}$  with the same fixed matrix and randomly generated right-hand sides (unit Gaussian). The performance metrics are given in [Table 6.2](#).

	GCRO-DR	RANDGMRES	GCRO-DR	GMRES-DR	GMRES-SDR
MV	1,000	1,000	670	674	656
IP	55,550	11	51,138	45,229	1,955
T (s)	287.6	408.8	196.6	190.7	178.9

**Table 6.1:** Performance metrics for solving a single linear system  $A\mathbf{x} = \mathbf{b}$  with the `vas_stokes_1M` matrix to a residual tolerance of  $10^{-6}$  and with ILU preconditioning.

	GMRES	RANDGMRES	GCRO-DR	GMRES-DR	GMRES-SDR
MV	10,000	10,000	2,646	6,943	3,439
IP	555,500	110	208,398	468,478	10,255
T (s)	2535.2	4070.8	1474.7	1924.4	914.8

**Table 6.2:** Performance metrics for solving a sequence of 10 linear systems  $A\mathbf{x}^{(i)} = \mathbf{b}^{(i)}$  with the `vas_stokes_1M` matrix to a residual tolerance of  $10^{-6}$  and with ILU preconditioning.

From [Tables 6.1](#) and [6.2](#) we see in that the combination of recycling and sketching in GMRES-SDR leads to a beneficial reduction in MATVECS and inner products, allowing for the fastest runtime for a single system or a sequence of systems.

In [Figure 6.1](#) (right) we plot the relative residual curves of both GCRO-DR and GMRES-SDR for the first 5 systems in the sequence of Stokes problems. We see that the convergence of both methods is almost identical, and it is significantly improved with recycling beyond the first problem in the sequence.

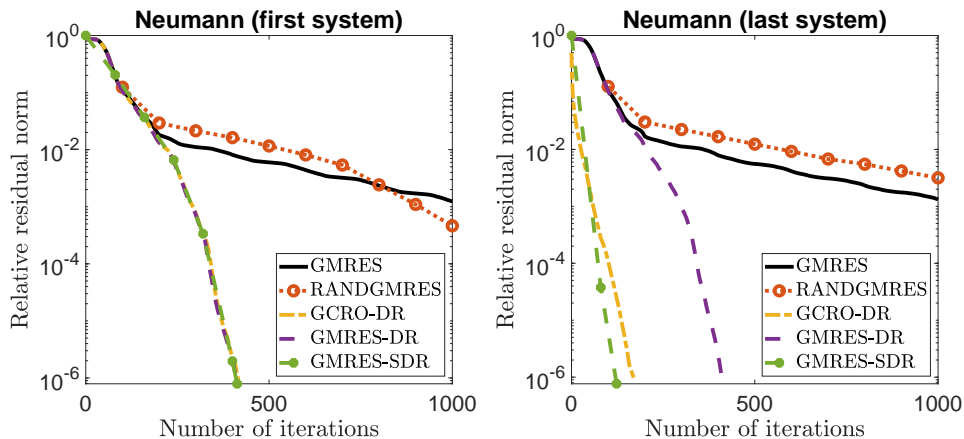
**6.2. Neumann problem.** We now solve 50 linear systems  $A\mathbf{x}^{(i)} = \mathbf{b}^{(i)}$  for fixed matrix  $A$  constructed as  $A = D + cI$  where  $D$  is the “Neumann” matrix of size 10,609 taken from MATLAB’s `gallery`,  $I$  is the identity matrix and  $c = 0.0001$ . The right-hand side vectors  $\mathbf{b}^{(i)}$  were generated with random unit Gaussian entries. The utilized computational resources are shown in [Table 6.3](#). The reported timings are averages over 10 runs of each solver.

In [Figure 6.2](#) we plot the relative residual curves obtained from solving both the first (left) and last (right) problem, respectively. We see that the GMRES-SDR convergence behaves in the same way as GCRO-DR, and substantially improves by the time the last problem is solved. We observe that GCRO-DR converges in slightly fewer iterations than GMRES-SDR, although as shown in [Table 6.3](#), the overall runtime of GMRES-SDR is considerably lower. We also note that while GMRES-DR improves the convergence through deflated restarts for each problem separately, GCRO-DR and GMRES-SDR lead to an overall faster convergence as they benefit from a recycling subspace that is continuously improved as the problem sequence progresses. This is a key characteristic of a successful recycling method.

**6.3. Convection–diffusion problem.** Finally, we consider a problem with varying system matrix  $A^{(i)}$  arising from the finite-difference discretization of a 2D convection–diffusion problem for different convection strengths. More precisely, we

	GMRES	RANDGMRES	GCRO-DR	GMRES-DR	GMRES-SDR
MV	50,000	50,000	8,978	20,528	6,906
IP	2,777,500	550	531,179	1,164,290	20,556
T (s)	122.1	74.7	17.3	34.2	11.8

**Table 6.3:** Performance metrics for solving 50 linear systems  $A\mathbf{x}^{(i)} = \mathbf{b}^{(i)}$  with the Neumann matrix to a residual tolerance of  $10^{-6}$ . All non-augmented methods use a maximum number of  $m = 100$  Arnoldi iterations, while the augmented methods use an augmentation subspace of dimension  $k = 20$ , and take a maximum of  $m - k = 80$  iterations. All sketching methods use  $s = 10(m + k)$  and an Arnoldi truncation parameter  $t = 2$ . A maximum of 10 restarts is allowed for all methods.



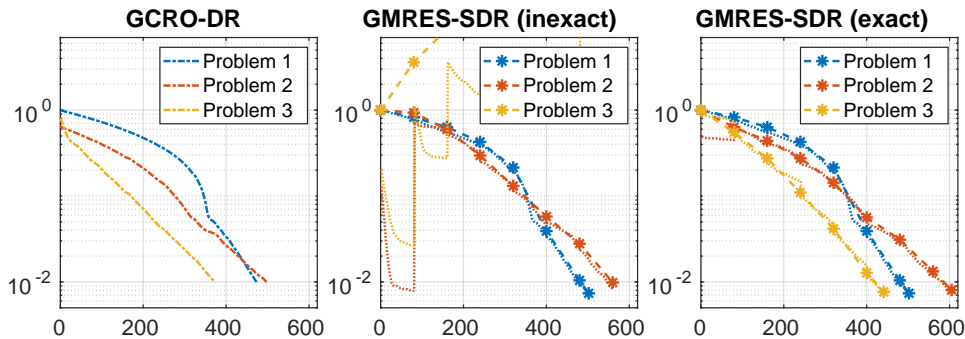
**Fig. 6.2:** Convergence curves for the first (left) and last (right) Neumann problem.

use  $A^{(i)} = (L \otimes I + I \otimes L) + \alpha^{(i)}(D \otimes I + I \otimes D)$ , where

$$L = (n+1)^2 \begin{bmatrix} -2 & 1 & & & \\ 1 & -2 & \ddots & & \\ & \ddots & \ddots & 1 & \\ & & & 1 & -2 \end{bmatrix}, \quad D = \frac{n+1}{2} \begin{bmatrix} 0 & 1 & & & \\ -1 & 0 & \ddots & & \\ & \ddots & \ddots & 1 & \\ & & & -1 & 0 \end{bmatrix} \in \mathbb{R}^{n \times n}, \quad n = 500.$$

The vector  $\mathbf{b}$  is chosen as the vector of all ones. The convection strength is chosen as  $\alpha^{(0)} = 0, \alpha^{(1)} = 5, \alpha^{(2)} = 20$ . The convergence of GCRO-DR and GMRES-SDR is plotted in Figure 6.3 and the performance metrics are listed in Table 6.4. In all cases, we use a Krylov dimension of  $m = 80$  and an augmentation dimension of  $k = 20$ . For GMRES-SDR we consider the two variants discussed in Subsection 3.6. The first one, labeled “inexact”, corresponds to using  $U, SU, SA^{(i)}U$  as the augmentation for problem  $i + 1$ . In other words, we are *not* computing  $SA^{(i+1)}U$  with the new matrix  $A^{(i+1)}$ .

There are several interesting observations to be made. First of all, GCRO-DR converges robustly for all three problems, and the convergence seems to indeed benefit from the augmentation. For the first two problems with  $A^{(1)}$  and  $A^{(2)}$ , GMRES-SDR (inexact) and GMRES-SDR (exact) converge almost identically and are comparable



**Fig. 6.3:** Convergence curves for three convection–diffusion problems with increasing convection strength. For the two GMRES-SDR variants, there are two curves for each problem: (i) a dashed curve with “\*” markers showing the true residual after each restart cycle, and (ii) a dotted curve corresponding to the residual of the sketched problem.

	GCRO-DR	GMRES-SDR (inexact)	GMRES-SDR (exact)
MATVECS	1,345	1,886	1,971
Inner products	105,695	5,613	4,668
Time (s)	38.7	30.8	27.0

**Table 6.4:** Solving three convection–diffusion problems  $A^{(i)}\mathbf{x}^{(i)} = \mathbf{b}$ . GMRES-SDR (inexact) fails to converge to the target residual norm of  $10^{-2}$  for the third problem.

to GCRO-DR. However, for the third problem with  $A^{(3)}$ , GMRES-SDR (inexact) fails with an erratically increasing residual. Note how this increase is not tracked by the residuals of the sketched problems (shown as the yellow dotted curve), which are still decreasing within each restart cycle. As explained in [Subsection 3.6](#), the inexactness destroys the relation (3.4) between the true and sketched residual problems. This is not the case for GMRES-SDR (exact), which decreases the sketched residual steadily (and the true residual almost monotonically) as expected from a GMRES-type method. GMRES-SDR (inexact) fails because the change in going from  $A^{(2)}$  to  $A^{(3)}$  is “too large”, while it appears to be okay to go from  $A^{(1)}$  to  $A^{(2)}$  without computing  $SA^{(2)}U$  explicitly.

**7. Conclusions and future work.** We have introduced GMRES-SDR, a GMRES variant that combines sketching with deflated restarting. Our numerical tests indicate that GMRES-SDR can improve over GCRO-DR and GMRES-DR in terms of arithmetic cost and runtime. The runtime reduction compared to GCRO-DR (the best competing method) ranged between 30% and 38% on the problems we considered. This is primarily the result of a reduction in inner products due to sketching, and sometimes even a reduction in matrix-vector products due to improved deflation (see, e.g., [Table 6.3](#) where GMRES-SDR required about 23% fewer matrix-vector products than GCRO-DR).

Our analysis extended and generalized several results known for GMRES to the sketched and augmented case. In particular, we characterized GMRES-SDR as a projection method using a semi-inner product.

In future work we would like to understand better the behaviour of the “inexact” GMRES-SDR variant. In particular, it would be useful to know a priori what constitutes a sufficiently slow variation in  $A^{(i)}$  so that the inexact variant still converges.

#### REFERENCES

- [1] O. Balabanov and L. Grigori. Randomized block Gram-Schmidt process for solution of linear systems and eigenvalue problems. Technical Report arXiv:2111.14641, 2021.
- [2] O. Balabanov and L. Grigori. Randomized Gram-Schmidt process with application to GMRES. *SIAM J. Sci. Comput.*, 44(3):A1450–A1474, 2022.
- [3] O. Balabanov and A. Nouy. Randomized linear algebra for model reduction. Part I: Galerkin methods and error estimation. *Adv. Comput. Math.*, 45:2969–3019, 2019.
- [4] O. Balabanov and A. Nouy. Randomized linear algebra for model reduction—part II: minimal residual methods and dictionary-based approximation. *Adv. Comput. Math.*, 47:1–54, 2021.
- [5] M. Bolten, E. de Sturler, C. Hahn, and M. L. Parks. Krylov subspace recycling for evolving structures. *Comput. Methods Appl. Mech. Engrg.*, 391:114222, 2022.
- [6] P. Brown. A theoretical comparison of the Arnoldi and GMRES algorithms. *SIAM J. Sci. Stat. Comput.*, 12(1):58–78, 1991.
- [7] L. Burke and S. Güttel. Krylov subspace recycling with randomized sketching for matrix functions. arXiv EPrint arXiv:2308.02290, arXiv, 2023.
- [8] D. Carlson, E. Haynsworth, and T. Markham. A generalization of the Schur complement by means of the Moore–Penrose inverse. *SIAM J. Appl. Math.*, 26(1):169–175, 1974.
- [9] T. A. Davis and Y. Hu. The University of Florida sparse matrix collection. *ACM Trans. Math. Software*, 38(1):1–25, 2011.
- [10] M. Eiermann and O. G. Ernst. Geometric aspects of the theory of Krylov subspace methods. *Acta Numer.*, 10:251–312, 2001.
- [11] A. Essai. Weighted FOM and GMRES for solving nonsymmetric linear systems. *Numerical Algorithms*, 18(3-4):277–292, 1998.
- [12] A. Gaul. *Recycling Krylov subspace methods for sequences of linear systems*. PhD thesis, Technische Universität Berlin, Fakultät II - Mathematik und Naturwissenschaften, 2014.
- [13] S. Güttel and M. Schweitzer. Randomized sketching for Krylov approximations of large-scale matrix functions. *SIAM J. Matrix Anal. Appl.*, 44(3):1073–1095, 2023.
- [14] P.-G. Martinsson and J. A. Tropp. Randomized numerical linear algebra: Foundations and algorithms. *Acta Numer.*, 29:403–572, 2020.
- [15] R. B. Morgan. GMRES with deflated restarting. *SIAM J. Sci. Comput.*, 24(1):20–37, 2002.
- [16] Y. Nakatsukasa and J. A. Tropp. Fast & accurate randomized algorithms for linear systems and eigenvalue problems. Technical Report arXiv:2111.00113, 2022.
- [17] C. C. Paige, B. N. Parlett, and H. A. van der Vorst. Approximate solutions and eigenvalue bounds from Krylov subspaces. *Numer. Linear Algebra Appl.*, 2(2):115–133, 1995.
- [18] D. Palitta, M. Schweitzer, and V. Simoncini. Sketched and truncated polynomial Krylov methods: Evaluation of matrix functions. Technical Report arXiv:2306.06481, 2023.
- [19] M. L. Parks. *The iterative solution of a sequence of linear systems arising from nonlinear finite element analysis*. University of Illinois at Urbana-Champaign, 2005.
- [20] M. L. Parks, E. de Sturler, G. Mackey, D. D. Johnson, and S. Maiti. Recycling Krylov subspaces for sequences of linear systems. *SIAM J. Sci. Comput.*, 28(5):1651–1674, 2006.
- [21] M. L. Parks, K. M. Soodhalter, and D. B. Szyld. A block recycled GMRES method with investigations into aspects of solver performance. *arXiv preprint arXiv:1604.01713*, 2016.
- [22] Y. Saad. *Iterative Methods for Sparse Linear Systems, 2nd edition*. SIAM, Philadelphia, 2000.
- [23] Y. Saad and M. Schultz. GMRES: A generalized minimal residual algorithm for solving nonsymmetric linear systems. *SIAM J. Sci. Stat. Comput.*, 7(3):856–869, 1986.
- [24] T. Sarlos. Improved approximation algorithms for large matrices via random projections. In *47th Annual IEEE Symposium on Foundations of Computer Science (FOCS'06)*, pages 143–152. IEEE, 2006.
- [25] K. M. Soodhalter, E. de Sturler, and M. E. Kilmer. A survey of subspace recycling iterative methods. *GAMM-Mitt.*, 43(4):e202000016, 29, 2020.
- [26] D. P. Woodruff. Sketching as a tool for numerical linear algebra. *Found. Trends Theor. Comput. Sci.*, 10(1–2):1–157, 2014.