

# Predictable relative forward performance processes: Multi-agent and mean field games for portfolio management

Gechun Liang\*

Moris S. Strub<sup>†</sup>

Yuwei Wang<sup>‡</sup>

## Abstract

We study portfolio management within a competitive environment under a new framework of predictable relative forward performance processes (PRFPP). Each agent trades a distinct stock following a binomial distribution with probabilities for a positive return depending on the market regime characterized by a binomial common noise. For both the finite population and mean field games, we construct and analyse PRFPPs for initial data of the CARA class along with the associated equilibrium strategies. We find that relative performance concerns do not necessarily lead to more investment in the risky asset. Under some parameter constellations, agents short a stock with positive expected excess return.

**Keywords** — predictable relative forward performance processes; relative forward Nash equilibrium; mean field game; binomial tree model

---

\*Department of Statistics, University of Warwick. Email: [g.liang@warwick.ac.uk](mailto:g.liang@warwick.ac.uk)

<sup>†</sup>Warwick Business School, University of Warwick. Email: [moris.strub@wbs.ac.uk](mailto:moris.strub@wbs.ac.uk)

<sup>‡</sup>Corresponding author. Department of Statistics, University of Warwick and Department of Information Systems and Management Engineering, Southern University of Science and Technology. Email: [yuwei.wang.2@warwick.ac.uk](mailto:yuwei.wang.2@warwick.ac.uk)

# 1 Introduction

The appraisal of relative investment performance has long been an important criterion in asset management. Competition with strong incentives to outperform each other, as was suggested in [Brown et al. \(1996\)](#), [Chevalier and Ellison \(1997\)](#), [Croson and Schinnar \(2005\)](#), and [Evans et al. \(2020\)](#) among others, can be the consequence of higher agency fee and executive pay, career concerns, the intention to attract and retain clients, or performance-based compensation schemes. The literature on relative performance criteria can be traced back to [Holmstrom \(1982\)](#), where the notion of relative performance evaluation was first put forward as a criterion for evaluating managerial performance in a multi-agent environment.

Our objective is to study relative performance concerns in the framework of discrete-time predictable forward performance processes ([Angoshtari et al., 2020](#)). We propose a new notion of *predictable relative forward performance processes* (PRFPPs) considering both finite and infinite populations. Our work is closely related to [Lacker and Zariphopoulou \(2019\)](#), who consider relative investment performance criteria and their mean field games for portfolio optimization in a log-normal market. The definition of forward relative performance criteria was first introduced in a recent work of [Anthropelos et al. \(2022\)](#), who focused on the forward-utility under competition between two agents in an Itô-diffusion setting. Further extensions along this line of research can be found in [Dos Reis and Platonov \(2021\)](#) and [Dos Reis and Platonov \(2022\)](#).

Recall that a classical, backward portfolio selection problem requires three ingredients: an investment horizon, a mathematical model for the market, and a performance criterion applied at the horizon, usually in the form of a utility function. In contrast, forward processes are constructed starting from an initial datum representing preferences for today instead of a future date. Then, preferences are updated as time progresses, under the guidance of the martingale optimality principle. There's a rich literature on these processes, which have been introduced by [Musielà and Zariphopoulou \(2006, 2008, 2009, 2010\)](#), see also [Henderson and Hobson \(2007\)](#), [Choulli et al. \(2007\)](#), [Žitković \(2009\)](#), and [El Karoui and Mrad \(2013\)](#). Further studies on forward performance criteria in continuous time are, for example, [El Karoui et al. \(2014\)](#);

Shkolnikov et al. (2016); Nadtochiy and Tehranchi (2017); Liang and Zariphopoulou (2017); Källblad et al. (2018); El Karoui et al. (2018); Chong (2019); Avanesyan et al. (2020); Hu et al. (2020); Kallblad (2020); El Karoui and Mrad (2021); He et al. (2021); El Karoui et al. (2022); Bo et al. (2023). More recent is the notion of the discrete-time, *predictable* version of forward processes introduced in Angoshtari et al. (2020) and further studied in Strub and Zhou (2021), Liang et al. (2023), and Angoshtari (2023).

Our goal is to examine the effect of competition on investment policies for this framework. To that end, we consider an economy featuring imperfectly correlated risky assets where each agent specializes in a distinct stock. This scenario is commonly known as *asset specialization* and aligns with substantial empirical evidence indicating that investors tend to engage primarily in familiar investment opportunities, cf. Merton et al. (1987), Coval and Moskowitz (1999), Kacperczyk et al. (2005), Ferreira et al. (2013).

We develop the notion of a forward Nash equilibrium for finitely many competitors and a mean field equilibrium for infinitely many competitors in a discrete-time setting. This concept builds on Anthropolos et al. (2022), who initially focused on a scenario featuring two agents. The interaction among agents in our analysis involves not only the controls employed by the agents, but also the wealth and forward performance processes of agents. Our framework incorporates a common noise factor, which is mathematically modeled as a Bernoulli random variable representing two market regimes. This noise component plays an important role within our analysis, distinguishing the bull and the bear market by exerting influence on the probabilities of stock prices moving upwards or downwards.

We solve the  $N$ -agent game via a two-step procedure: In the initial step, we determine the so-called “best response” with respect to the investment policies employed by other agents. Subsequently, we proceed to search for a fixed point of the whole system, such that the candidate investment strategy is indeed a forward Nash equilibrium. For the purpose of tractability, we work with initial data belonging to the family of exponential utility functions throughout this paper. Under this assumption, we establish the existence of a forward Nash equilibrium.

Furthermore, we provide an explicit expression for the forward equilibrium for two special cases: The case where the population is homogeneous and the case where there are two heterogeneous agents. These results offer valuable insights into the characteristics of investment behaviour under relative forward performance concerns. For instance, the risky investment of a given agent having long position increases as the overall group becomes less risk-averse in a homogeneous multi-agent game, or as the quality of the stock held by her competitor improves in the heterogeneous 2-agent game. A further insight of our paper is that it can be optimal for an agent to short sell a stock market with positive expected excess return when there are relative performance concerns. This at first counter-intuitive behavior occurs when the stocks traded by two agents are correlated, but one exhibits a positive and the other a negative expected excess return.

For the mean field game framework, we follow the standard paradigm of considering a representative agent with stochastic type vector. As a key technical contribution, we derive a representation of the average population wealth as a conditional expectation of the representative agent's wealth under any admissible strategy. We then construct a PRFPP and forward mean field equilibrium for the representative agent, and establish its uniqueness within the exponential family. The key step is to consider a fixed point problem for which we prove uniqueness and existence of a solution. We furthermore establish a connection between the multi-agent game and the mean field game. Our results show that an agent with relative performance concerns decreases her stock holdings when competitors are more risk-averse, less competitive, or when the bear market is more likely to occur. In our framework under the assumption that the market offers positive expected excess returns, and consistent with the existing literature, competition serves as a motivator that compels agents to augment their investments in the risky asset.

Additionally, we investigate two specific cases of important market setups that yield more tractable and readily interpretable solutions. In the first scenario, all decision makers trade the same risky asset. In the second scenario, we investigate a situation where common noise, which

influences the return distribution among stocks, is absent. Lastly, we conduct a comprehensive numerical analysis to investigate the impact of investment characteristics, market features and asset correlations on investment policies, respectively.

Prior research on relative forward performance processes focused on continuous-time, Itô-diffusion settings, with market parameters that are constant throughout the time. Herein, we allow for dynamic updating of random parameters, which enables the model to be adjusted on a period-by-period basis as the market evolves. Our main contribution is an iterative scheme to construct the PRFPPs in a competitive environment. We then study the implications of competition on portfolio selection both analytically and numerically and observe that the equilibrium strategy consistently shifts in the same direction when a specific idiosyncratic parameter or its corresponding population average increases.

The assumption that relative performance is assessed at discrete times instead of continuously is realistic and important for investment practice. The predictability inherent in the discrete-time formulation facilitates a more intuitive evolution of the utility functions at two consecutive time points. Another advantage of our setup is that one can readily manipulate return skewness of a binomial stock and analyse its effect on optimal strategies and preferences. We find that investors exhibit aversion to both negative and positive skewness.

Mean-field games have been introduced by [Huang et al. \(2006\)](#) and [Lasry and Lions \(2007\)](#) to model interactions among a large number of agents via their empirical state distribution. To date, the majority of the existing literature focused on continuous-time mean field games with continuous state spaces, where the optimal solution to the mean field problem can be characterized by a Hamilton–Jacobi equations coupled with transport equations. By contrast, there exist relatively few literature in the realm of discrete-time mean field games on discrete state space, for example, [Gomes et al. \(2010\)](#), [Doncel et al. \(2019\)](#), [Adlakha et al. \(2015\)](#), [Huang \(2012\)](#), [Campi and Fischer \(2022\)](#), [Bonesini et al. \(2022\)](#), [Guo et al. \(2019\)](#) and [Guo et al. \(2022\)](#). This paper contributes to this emerging literature on discrete-time, discrete state space mean field games and seems to be the first application of discrete mean field game theory to portfolio

optimization.

The organization of the paper is as follows. Section 2 presents the market model and introduces the definition of discrete-time PRFPP for both the finite agent and mean field game. We construct finite agent PRFPPs and characterize the forward Nash equilibrium in Section 3 and the mean field counterparts in Section 4. In Section 5, we present a discussion of two extreme cases: The case where there is only a single stock traded by all agents and the case where there is no common noise. For the mean field game, we investigate the dependence of investment policy on individual, network, and market parameters by examining some numerical examples in Section 6. Section 7 concludes. All the proofs are delegated to the Appendix.

## 2 Model and definition

We introduce and formalize first the game of  $N$  agents and then the mean field game as the number of agents goes to infinity. Our model builds on [Anthropelos et al. \(2022\)](#) and [Dos Reis and Platonov \(2021, 2022\)](#), who study relative forward performance criteria in continuous time with stock price driven by a geometric Brownian motion. Different from these existing studies, we herein consider a model of *discrete-time* predictable relative forward performance criteria. A further distinguishing feature of this model is that it allows for dynamic updating of the market parameters.

Throughout the paper,  $\mathbb{N}$  denotes the set of positive integers and  $\mathbb{N}_0$  the set of nonnegative integers. Trading and performance evaluation times coincide and are denoted by  $t \in \mathbb{N}_0$ . We refer to [Liang et al. \(2023\)](#) for the case where trading occurs at a higher frequency than performance evaluation in a model of discrete-time predictable performance criteria without competition.

## 2.1 The finite agent game

Let  $(\Omega, \mathcal{F}, \mathbb{P})$  be a probability space. In the finite agent game, there is a population of  $N$  agents trading a common risk-free bond and a distinct stock. The common risk-free bond does not offer any interest. Let  $R_t^{(i)}$  denote the total return over period  $[t-1, t)$  of the stock of agent  $i$ . We suppose that  $R_t^{(i)}$  is described by a binomial model

$$R_t^{(i)} = u_t^i B_t^{(i)} + d_t^i (1 - B_t^{(i)}), \quad t \in \mathbb{N},$$

where  $B_t^{(i)} \in \{0, 1\}$  for all  $t \in \mathbb{N}$ , i.e.,  $(B_t^{(i)})_{t \in \mathbb{N}}$  is a sequence of Bernoulli random variables with transition probability  $(p_t^{(i)})_{t \in \mathbb{N}}$ . The market parameters  $(d_t^{(i)})_{t \in \mathbb{N}}$ ,  $(u_t^{(i)})_{t \in \mathbb{N}}$ , and  $(p_t^{(i)})_{t \in \mathbb{N}}$  are allowed to be stochastic processes. In order to assure absence of arbitrage, we assume that  $0 < d_t^{(i)} < 1 < u_t^{(i)}$  and that  $0 < p_t^{(i)} < 1$  for any  $t \in \mathbb{N}$  and  $i \in \{1, \dots, N\}$ . To explicitly model the correlation structure among different agents, we assume that the probability space  $(\Omega, \mathcal{F}, \mathbb{P})$  supports another stochastic processes  $(\xi_t^{cn})_{t \in \mathbb{N}}$  which is not tradeable by any agent. Each  $\xi_t^{cn}$  represents a common noise for the trading period  $[t-1, t)$  and follows a Bernoulli distribution with transition probability  $p_t^{cn}$ ,  $(p_t^{cn})_{t \in \mathbb{N}}$  are allowed to be stochastic. The event  $\{\xi_t^{cn} = 1\}$  represents a bull market regime and  $\{\xi_t^{cn} = 0\}$  represents a bear market regime for the period  $[t-1, t)$ .

We define the filtration  $\mathbb{F} = (\mathcal{F}_t)_{t \in \mathbb{N}_0}$  by letting  $\mathcal{F}_t$  be the augmented  $\sigma$ -algebra generated by  $(\xi_j^{cn})_{j=1}^t$ ,  $(p_j^{cn})_{j=1}^{t+1}$ ,  $(B_j^{(i)})_{j=1}^t$  and the market parameters  $(u_j^{(i)}, d_j^{(i)}, p_j^{(i)})_{j=1}^{t+1}$  of all the agents, and we have  $\mathbb{P}(B_t^{(i)} = 1 | \mathcal{F}_{t-1}) = p_t^{(i)}$  and  $\mathbb{P}(\xi_t^{cn} = 1 | \mathcal{F}_{t-1}) = p_t^{cn}$ . In particular,  $u_t^{(i)}$ ,  $d_t^{(i)}$ ,  $p_t^{(i)}$  and  $p_t^{cn}$  are predictable, i.e., all market parameters are known at the beginning of each trading period  $[t-1, t)$ . However, the outcome of the common noise and stock returns are only known at the end of each trading period.

Let  $\sigma(\xi_t^{cn})$  denote the minimum  $\sigma$ -algebra generated by the random variable  $\xi_t^{cn}$ . We denote by  $p_t^{(i), u, 1}$ ,  $p_t^{(i), d, 1}$ ,  $p_t^{(i), u, 0}$  and  $p_t^{(i), d, 0}$  the conditional probabilities for an upward move or downward move of the  $i$ th stock in the bull and bear market regimes respectively. Specifically,

$p_t^{(i),u,1}$ ,  $p_t^{(i),d,1}$ ,  $p_t^{(i),u,0}$  and  $p_t^{(i),d,0}$  are given by

$$\begin{aligned} p_t^{(i),u,1} &= \mathbb{P}[R_t^{(i)} = u_t^{(i)} = u, \xi_t^{cn} = 1 | \mathcal{F}_{t-1} \vee \sigma(\xi_t^{cn})], \\ p_t^{(i),d,1} &= \mathbb{P}[R_t^{(i)} = d_t^{(i)} = d, \xi_t^{cn} = 1 | \mathcal{F}_{t-1} \vee \sigma(\xi_t^{cn})], \\ p_t^{(i),u,0} &= \mathbb{P}[R_t^{(i)} = u_t^{(i)} = u, \xi_t^{cn} = 0 | \mathcal{F}_{t-1} \vee \sigma(\xi_t^{cn})], \\ p_t^{(i),d,0} &= \mathbb{P}[R_t^{(i)} = d_t^{(i)} = d, \xi_t^{cn} = 0 | \mathcal{F}_{t-1} \vee \sigma(\xi_t^{cn})]. \end{aligned}$$

for any  $0 < d < 1 < u$ . One can easily deduce from the law of total probability that  $p_t^{(i),u,1} + p_t^{(i),d,1} = 1$  and  $p_t^{(i),u,0} + p_t^{(i),d,0} = 1$ . We suppose that  $p_t^{(i),u,1} > p_t^{(i),u,0}$  for  $i = 1, \dots, N$ , that is, all stocks are more likely to perform well in a bull market than in a bear market regime. While probabilities of an upward move of stocks depend on the common noise, price levels are assumed to be independent thereof. We further assume that the stock returns  $R_t^{(i)}$  and  $R_t^{(\ell)}$  are conditionally independent given  $\xi_t^{cn}$  for any  $i \neq \ell$ .

Trading strategies of the  $i$ th agent are required to be predictable processes  $\pi^{(i)} = \left( \pi_t^{(i)} \right)_{t \in \mathbb{N}}$ , where  $\pi_t^{(i)}$  denotes the dollar amount invested by the  $i$ th agent in the risky asset over trading period  $[t-1, t)$ . A portfolio is constructed by following the trading strategy on the stock while investing all the remaining wealth in the risk-free bond. Given a self-financing trading strategy  $\pi^{(i)}$ , the wealth process  $X^{(i),\pi} = \left( X_t^{(i),\pi} \right)_{t \in \mathbb{N}}$  evolves according to  $X_t^{(i),\pi} = x^{(i)} + \sum_{i=1}^t \pi_i^{(i)} (R_i^{(i)} - 1)$  with initial endowment  $X_0^{(i)} = x^{(i)} \in \mathbb{R}$ . All that is required for a trading strategy  $\pi^{(i)}$  and the associated wealth process  $X^{(i),\pi}$  to be *admissible* is that each term  $\pi_t^{(i)}$  is real-valued and  $\mathcal{F}_{t-1}$ -measurable. We in particular do not impose any trading constraints and allow for negative wealth levels. We remark that trading strategies are allowed to depend on the wealth of all agents, including their initial wealth levels. We usually do not make this dependence explicit and simply write  $\pi_t^{(i)}$  instead of  $\pi_t^{(i)}(X_{t-1}^{(1)}, \dots, X_{t-1}^{(N)})$ . The set of admissible trading strategies starting at time  $t$  is denoted by  $\mathcal{A}^{(i)}(t)$ , i.e.,

$$\mathcal{A}^{(i)}(t) = \left\{ \left( \pi_k^{(i)} \right)_{k>t} : \pi_k^{(i)} \in \mathbb{R} \text{ is } \mathcal{F}_{k-1}\text{-measurable} \right\}$$



and the associated wealth processes starting from  $X_t^{(i),\pi} = x^{(i)}$  by  $\mathcal{X}^{(i)}(t, x^{(i)})$ . We abbreviate  $\mathcal{A}^{(i)}(0)$ ,  $\mathcal{X}^{(i)}(0, x^{(i)})$  by  $\mathcal{A}^{(i)}$ ,  $\mathcal{X}^{(i)}(x^{(i)})$ . We often drop the explicit dependence of a wealth process on the trading strategy and write  $X^{(i)} \in \mathcal{X}^{(i)}(t, x^{(i)})$ .

A key feature of our model is that each agent is interested in the performance of her *relative wealth*  $\tilde{X}^{(i)} = \left( \tilde{X}_t^{(i)} \right)_{t \in \mathbb{N}}$  given by

$$\tilde{X}_t^{(i)} = X_t^{(i)} - \frac{\theta^{(i)}}{N} \sum_{k=1}^N X_t^{(k)} = \left(1 - \frac{\theta^{(i)}}{N}\right) X_t^{(i)} - \frac{\theta^{(i)}}{N} \sum_{k \neq i} X_t^{(k)}.$$

The parameter  $\theta^{(i)} \in [0, 1]$  is referred to as the *competition weight* of the  $i$ th agent. This parameter represents her concern for relative performance. The dynamics of the relative wealth depend on the strategies of other agents and are given by

$$\tilde{X}_t^{(i)} = \tilde{X}_0^{(i)} + \left(1 - \frac{\theta^{(i)}}{N}\right) \sum_{n=1}^t \pi_n^{(i)} (R_i^{(i)} - 1) - \frac{\theta^{(i)}}{N} \sum_{k \neq i} \sum_{n=1}^t \pi_n^{(k)} (R_i^{(k)} - 1). \quad (1)$$

We denote the set of relative wealth processes resulting from admissible trading strategies and starting at  $t \in \mathbb{N}_0$  from relative wealth  $\tilde{X}_t^{(i)} = \tilde{x}^{(i)}$  by  $\tilde{\mathcal{X}}^{(i)}(t, \tilde{x}^{(i)})$  and abbreviate  $\tilde{\mathcal{X}}^{(i)}(0, \tilde{x}^{(i)})$  by  $\tilde{\mathcal{X}}^{(i)}(\tilde{x}^{(i)})$ .

Let  $\mathcal{U} := \{U : \mathbb{R} \rightarrow \mathbb{R}\}$  denote the class of utility functions. The  $i$ th agent starts at time  $t_0 = 0$  with preferences over her relative wealth represented by a utility function  $U_0^{(i)} \in \mathcal{U}$ . We herein assume that any utility function  $U : \mathbb{R} \rightarrow \mathbb{R}$  is twice continuously differentiable, strictly increasing, strictly concave, and satisfies the Inada conditions. While we will provide a definition for general utility functions, our main results will make the additional assumption that the initial data belong to the family of CARA utility functions.

Agents in our model dynamically compete with each other when deriving their optimal portfolios. Conceptually, we consider a pure strategy Nash game and, following [Anthropelos et al. \(2022\)](#), seek to determine a *forward Nash equilibrium* leading to the definition of discrete-time PRFPPs.

**Definition 1.** A family of random functions  $\left\{U_t^{(i)} : \mathbb{R} \times \Omega \rightarrow \mathbb{R} \mid i = 1, 2, \dots, N, t \in \mathbb{N}_0\right\}$  together with a policy vector  $(\pi^{(1),*}, \pi^{(2),*}, \dots, \pi^{(N),*})$ ,  $\pi^{(i),*} \in \mathcal{A}^{(i)}$ ,  $i = 1, 2, \dots, N$ , is called a discrete-time predictable relative forward performance process (PRFPP) under a forward Nash equilibrium if the following conditions hold:

- (i)  $U_0^{(i)}(x, \cdot)$  is constant and  $U_t^{(i)}(x, \cdot)$  is  $\mathcal{F}_{t-1}$ -measurable for each  $x \in \mathbb{R}$ ,  $i = 1, 2, \dots, N$ , and  $t \in \mathbb{N}$ .
- (ii)  $U_t^{(i)}(\cdot, \omega)$  is a utility function for almost all  $\omega \in \Omega$ ,  $i = 1, 2, \dots, N$ , and all  $t \in \mathbb{N}_0$ .
- (iii) For any initial wealth profile  $(x_1, \dots, x_N)$ , any  $i \in \{1, 2, \dots, N\}$ , and any  $\pi^{(i)} \in \mathcal{A}^{(i)}$ , the admissible policy vector  $(\pi^{(1),*}, \dots, \pi^{(i)}, \dots, \pi^{(N),*})$  with the resulting relative wealth process  $\tilde{X}^{(i)} \in \tilde{\mathcal{X}}^{(i)}(\tilde{x}^{(i)})$  satisfies

$$U_{t-1}^{(i)}\left(\tilde{X}_{t-1}^{(i)}\right) \geq \mathbb{E}\left[U_t^{(i)}\left(\tilde{X}_t^{(i)}\right) \mid \mathcal{F}_{t-1}\right], \quad t \in \mathbb{N}.$$

- (iv) For any initial wealth profile  $(x_1, \dots, x_N)$  and any  $i \in \{1, 2, \dots, N\}$ , the policy vector  $(\pi^{(1),*}, \pi^{(2),*}, \dots, \pi^{(N),*})$  with the resulting relative wealth process  $\tilde{X}^{(i),*}$  satisfies

$$U_{t-1}^{(i)}\left(\tilde{X}_{t-1}^{(i),*}\right) = \mathbb{E}\left[U_t^{(i)}\left(\tilde{X}_t^{(i),*}\right) \mid \mathcal{F}_{t-1}\right], \quad t \in \mathbb{N}.$$

Given wealth  $x$  at time  $t$ , we introduce the set of admissible strategies for single period  $[t, t + 1)$  by  $\mathcal{A}_{t,t+1}^{(i)}(x)$ , the corresponding set of wealth and relative wealth at time  $t + 1$  by  $\mathcal{X}_{t,t+1}^{(i)}(x)$  and  $\tilde{\mathcal{X}}_{t,t+1}^{(i)}(x)$ . Properties (iii) and (iv) in Definition 1 imply that

$$U_{t-1}^{(i)}\left(\tilde{X}_{t-1}^{(i),*}\right) = \sup_{\tilde{X}_t \in \tilde{\mathcal{X}}_{t-1,t}^{(i),*}(\tilde{X}_{t-1}^{(i),*})} \mathbb{E}\left[U_t^{(i)}\left(\tilde{X}_t^{(i)}\right) \mid \mathcal{F}_{t-1}\right]. \quad (2)$$

Iteratively solving (2) leads to the construction of PRFPPs under a forward Nash equilibrium, see [Angoshtari et al. \(2020\)](#) for a detailed exposition of the case where  $N = 1$ . The crucial step is to solve the following  $N$ -coupled inverse investment problems: Given a profile of initial

preferences  $U_0^{(i)}$ ,  $i = 1, \dots, N$ , we seek to determine relative forward utility functions  $U_1^{(i)}$ ,  $i = 1, \dots, N$ , and a strategy profile  $(\pi^{(1),*}, \dots, \pi^{(N),*})$  such that

$$\begin{aligned} U_0^{(i)}(\tilde{x}^{(i)}) &= \sup_{\tilde{X}_1^{(i)} \in \tilde{\mathcal{X}}_{0,1}(\tilde{x}^{(i)})} \mathbb{E} \left[ U_1^{(i)}(\tilde{X}_1^{(i)}) \right] \\ &= \sup_{\pi_1^{(i)} \in \mathcal{A}_{0,1}^{(i)}} \mathbb{E} \left[ U_1^{(i)} \left( \tilde{x}^{(i)} + \left(1 - \frac{\theta^{(i)}}{N}\right) \pi_1^{(i)} (R_1^{(i)} - 1) - \frac{\theta^{(i)}}{N} \sum_{k \neq i} \pi_1^{(k),*} (R_1^{(k)} - 1) \right) \right] \end{aligned} \quad (3)$$

for all initial wealth profiles  $(x_1, \dots, x_N) \in \mathbb{R}^N$  and agents  $i = 1, \dots, N$ . Subsequently, one can iteratively construct  $(U_2^{(1)}, \dots, U_2^{(N)})$ ,  $(U_3^{(1)}, \dots, U_3^{(N)})$ , and so forth. This is achieved by repeatedly solving a problem of the form (3), conditionally on updated information available at the next time point, and arguing that this solution satisfies the required measurability conditions.

## 2.2 The mean field game

Having introduced and discussed PRFPPs for a finite number of  $N$  agents, we now turn towards the mean field game formulation of these concepts by considering the limit as the number of agents goes to infinity. We first define for each agent in the game two *type vectors*: The *type vector specifying initial characteristics of agent  $i$* ,  $i = 1, \dots, N$ , takes values in the space  $Y_1^{TV} := \mathbb{R} \times \mathcal{U} \times [0, 1]$  and is given by

$$\tilde{\eta}^{(i)} = (x^{(i)}, U_0^{(i)}, \theta^{(i)}),$$

where  $x^{(i)}$  is the initial wealth,  $U_0^{(i)}$  the initial utility function, and  $\theta^{(i)}$  the competition weight of agent  $i$ . The *type vector specifying the market of agent  $i$  in period  $[t-1, t]$* ,  $i = 1, \dots, N$ , takes values in the space  $Y_2^{TV} := (1, \infty) \times (0, 1) \times (0, 1) \times (0, 1) \times (0, 1) \times (0, 1)$  and is given by

$$\tilde{\zeta}_t^{(i)} = \left( u_t^{(i)}, d_t^{(i)}, p_t^{(i)}, p_t^{(i),u,1}, p_t^{(i),d,1}, p_t^{(i),u,0}, p_t^{(i),d,0} \right),$$

where  $u_t^{(i)}$  and  $d_t^{(i)}$  are the return levels of  $R_t^{(i)}$  over period  $[t-1, t)$  in the binomial market setting with transition probability  $p_t^{(i)}$ ,  $(p_t^{(i),u,1}, p_t^{(i),d,1}, p_t^{(i),u,0}, p_t^{(i),d,0})$  are the single-period conditional probabilities for an upward or downward move of the  $i$ th stock in the bull or bear market.

For each trading period  $[t-1, t)$ , we denote for simpler notation the random vector

$$\tilde{\psi}_t^{(i)} := \left( \tilde{\eta}^{(i)}, \tilde{\zeta}_1^{(i)}, \tilde{\zeta}_2^{(i)}, \dots, \tilde{\zeta}_t^{(i)} \right)$$

which concatenates vectors representing all the information of agent  $i$  from the initial time up to the current time  $t$ . We then consider the empirical probability measure representing the distribution of type vectors among all the agents, which is given by

$$\epsilon_t^N(A) = \frac{1}{N} \sum_{i=1}^N \mathbb{1}_A(\tilde{\psi}_t^{(i)}),$$

for Borel set  $A \subset Y_1^{TV} \times (Y_2^{TV})^t$ . Assume that as  $N \rightarrow \infty$ , the empirical measure  $\epsilon_t^N$  has a weak limit  $\epsilon_t$ , in the sense that for any bounded continuous functions  $f$  on  $Y_1^{TV} \times (Y_2^{TV})^t$ ,  $\int_{Y_1^{TV} \times (Y_2^{TV})^t} f d\epsilon_t^N \rightarrow \int_{Y_1^{TV} \times (Y_2^{TV})^t} f d\epsilon_t$ .

For greater clarity, we work on a new probability space  $(\Omega^M, \mathcal{F}^M, \mathbb{P}^M)$  supporting a sequence of random vectors  $\psi_t = (\eta, \zeta_1, \zeta_2, \dots, \zeta_t)$  with the limiting distribution  $\epsilon_t$ , where  $\eta = (x, U_0, \theta)$  and  $\zeta_k = (u_k, d_k, p_k, p_k^{u,1}, p_k^{d,1}, p_k^{u,0}, p_k^{d,0})$ ,  $k = 1, \dots, t$ . Assume that  $(\Omega^M, \mathcal{F}^M, \mathbb{P}^M)$  further supports a sequence of Bernoulli random variables  $(B_t)_{t \in \mathbb{N}}$ , with transition probabilities  $(p_t)_{t \in \mathbb{N}}$ . Note that the population each agent interacts with is completely characterized by the distribution of type vectors  $(\psi_t)_{t \in \mathbb{N}}$ .

The above setting represents the standard paradigm in mean field games to consider the optimization problem of a representative agent with *stochastic* type vectors  $(\psi_t)_{t \in \mathbb{N}}$ . The randomness of the type vector encapsulates the distribution of the agents' characteristics across the economy. The economy faces a common noise  $\xi_t^{cn}$  defined on  $(\Omega^M, \mathcal{F}^M, \mathbb{P}^M)$ , which follows Bernoulli distribution with transition probability  $p_t^{cn}$ . Denote by  $\mathbb{F}^{MF} = (\mathcal{F}_t^{MF})_{t \in \mathbb{N}_0}$  the smallest filtration for which  $\psi_t$  and  $p_t^{cn}$  are  $\mathcal{F}_{t-1}^{MF}$ -measurable,  $B_t$  and  $\xi_t^{cn}$  are  $\mathcal{F}_t^{MF}$ -measurable. Let

$\mathbb{F}^{CN} = (\mathcal{F}_t^{CN})_{t \in \mathbb{N}_0}$  denote the natural filtration generated by  $(p_j^{cn})_{j=1}^{t+1}$  and  $(\xi_j^{cn})_{j=1}^t$ .

The set of admissible trading strategies of the representative agent is defined by  $\mathcal{A}^{MF}(t)$ ,

$$\mathcal{A}^{MF}(t) = \{(\pi_k)_{k>t} : \pi_k \in \mathbb{R} \text{ is } \mathcal{F}_{k-1}^{MF}\text{-measurable}\},$$

we abbreviate  $\mathcal{A}^{MF}(0)$  by  $\mathcal{A}^{MF}$ , and further introduce the set of admissible strategies for single period  $[t, t+1)$  by  $\mathcal{A}_{t,t+1}^{MF}(x)$ . For a given trading strategy  $(\pi_t)_{t \in \mathbb{N}} \in \mathcal{A}^{MF}$ , the wealth process of the representative agent evolves according to  $X_t = X_{t-1} + \pi_t(R_t - 1)$ , where  $R_t = u_t B_t + d_t(1 - B_t)$ . As an  $\mathcal{F}_{t-1}^{MF}$ -measurable random variable, we may write admissible strategies of the representative agent as  $\pi_t = \pi_t(\psi_t, (p_j^{cn})_{j=1}^t, (\xi_j^{cn})_{j=1}^{t-1}, (B_j)_{j=1}^{t-1})$ , a measurable function of the random variables generating the filtration which we again denote by  $\pi_t$  with a slight abuse of notation. Denote the associated wealth processes of the representative agent starting from wealth  $X_t^\pi = x$  by  $\mathcal{X}^{MF}(t, x)$ , and introduce the corresponding set of wealth at time  $t+1$  by  $\mathcal{X}_{t,t+1}^{MF}(x)$ .

Another perspective is to consider an economy of an infinite number of agents, indexed by  $i \in \mathbb{N}$ . Each agent is characterised by type vector  $\psi_t^{(i)}$  following the same distribution as  $\psi_t$  over period  $[t-1, t)$ , is independent of  $\mathcal{F}_t^{CN}$ , and independent of type vectors of other agents. A given agent  $i$  specializes in a stock with return  $R_t^{(i)} = u_t^{(i)} B_t^{(i)} + d_t^{(i)}(1 - B_t^{(i)})$ , where  $B_t^{(i)}$  is a Bernoulli random variable with transition probability  $p_t^{(i)}$ , as an i.i.d. copy of  $p_t$ . Note that  $B_t^{(i)}$ 's are conditionally independent across different agents, given common noise  $\xi_t^{cn}$ . This perspective helps to establish the relationship between the average population wealth and the wealth of the representative agent, cf. Proposition 1 below. We assume that the probability space  $(\Omega^M, \mathcal{F}^M, \mathbb{P}^M)$  supports the stochastic processes  $(\psi_t^{(i)})_{t \in \mathbb{N}}, (B_t^{(i)})_{t \in \mathbb{N}}$ .

Recall that we can write an admissible strategy of the representative agent as a measurable function of the random variables generating the filtration, i.e.,  $\pi_t = \pi_t(\psi_t, (p_j^{cn})_{j=1}^t, (\xi_j^{cn})_{j=1}^{t-1}, (B_j)_{j=1}^{t-1})$ . Given an admissible strategy  $\pi_t$ , the wealth of agent  $i$  with type vector  $\psi_t^{(i)}$  evolves as  $X_t^{(i)} = X_{t-1}^{(i)} + \pi_t^{(i)}(R_t^{(i)} - 1)$ , where  $\pi_t^{(i)} = \pi_t(\psi_t^{(i)}, (p_j^{cn})_{j=1}^t, (\xi_j^{cn})_{j=1}^{t-1}, (B_j^{(i)})_{j=1}^{t-1})$  follows the identical distribution as  $\pi_t$  and is condi-

tionally independent across different agents given  $\mathcal{F}_t^{CN}$ . This follows by the assumption that  $\psi_t^{(i)}$  and  $\psi_t^{(j)}$  are independent of  $\sigma$ -algebra  $\mathcal{F}_t^{CN}$  and the mutual independence between  $\psi_t^{(i)}$  and  $\psi_t^{(j)}$ . Analogously, for any  $k = 1, \dots, t-1$ , the conditional independence of  $B_k^{(i)}$  and  $B_k^{(j)}$  given  $\mathcal{F}_t^{CN}$  holds because  $B_k^{(i)}$  and  $B_k^{(j)}$  are independent of  $\mathcal{F}_{t-1}^{CN}$ , and they are mutually independent conditioned on  $\xi_k^{cn}$ . We define the average wealth of the population as  $\bar{X}_t := \lim_{N \rightarrow +\infty} \frac{1}{N} \sum_{i=1}^N X_t^{(i)}$ . The relative wealth of the representative agent is then given by  $X_t - \theta \bar{X}_t$ .

For each investment period  $[t-1, t)$ , the type vectors and  $B_t^{(i)}$  of all agents are independent conditional on the common noise. The effect of the independent noises averages out as  $N$  tends to infinity due to the weak law of large numbers, but the effect of the common noise does not. Define  $\Delta_t^1 = p_t^{u,1}(u_t - 1) + p_t^{d,1}(d_t - 1)$ , and  $\Delta_t^0 = p_t^{u,0}(u_t - 1) + p_t^{d,0}(d_t - 1)$ . The following proposition characterizes the average wealth in the economy. This, in turn, justifies the definition of discrete-time PRFPP under a mean field equilibrium given below.

**Proposition 1.** *Let  $X$  and  $X^{(i)}$  be the corresponding wealth process resulting from an admissible strategy  $\pi \in \mathcal{A}^{MF}$ . Then, it holds that  $\bar{X}_t \stackrel{p}{=} \mathbb{E}[X_t | \mathcal{F}_t^{CN}]$  for any  $t \in \mathbb{N}$ , where  $\stackrel{p}{=}$  denotes equal in probability. Furthermore,  $\bar{X}_t \stackrel{p}{=} \bar{X}_{t-1} + \mathbb{E}[\pi_t \Delta_t^1 | \mathcal{F}_{t-1}^{CN}] \mathbb{1}_{\{\xi_t^{cn}=1\}} + \mathbb{E}[\pi_t \Delta_t^0 | \mathcal{F}_{t-1}^{CN}] \mathbb{1}_{\{\xi_t^{cn}=0\}}$ .*

We remark that the equality in probability comes from a weak version of the conditional law of large numbers. We work with the weak version for the sake of simplicity, as there seems to be no standard source for either the weak or strong version of the conditional law of large numbers. This is sufficient for our paper, namely to justify the following definition of PRFPP in a discrete-time mean field game.

**Definition 2.** *A family of random functions  $\{U_t : \mathbb{R} \times \Omega \rightarrow \mathbb{R} | t \in \mathbb{N}_0\}$  together with an  $\mathcal{F}_{t-1}^{MF}$ -measurable admissible policy  $\pi_t^* \in \mathcal{A}^{MF}$ , is called a discrete-time predictable relative forward performance process (PRFPP) under a mean field equilibrium if the following conditions hold:*

- (i)  $U_0(x, \cdot)$  is  $\mathcal{F}_0^{TV}$ -measurable and  $U_t(x, \cdot)$  is  $\mathcal{F}_{t-1}^{MF}$ -measurable for each  $x \in \mathbb{R}$  and  $t \in \mathbb{N}$ .
- (ii)  $U_t(\cdot, \omega)$  is a utility function for almost all  $\omega \in \Omega$  and all  $t \in \mathbb{N}_0$ .

(iii) For any policy  $\pi \in \mathcal{A}^{MF}$ , the resulting wealth process  $X$  of the representative agent satisfies, for almost all  $\omega \in \Omega$ ,

$$U_{t-1} (X_{t-1} - \theta \mathbb{E} [X_{t-1} | \mathcal{F}_{t-1}^{CN}]) \geq \mathbb{E} [U_t (X_t - \theta \mathbb{E} [X_t | \mathcal{F}_t^{CN}]) | \mathcal{F}_{t-1}^{MF}], \quad t \in \mathbb{N}.$$

(iv) By following policy  $\pi^*$ , the resulting wealth process  $X^*$  of the representative agent satisfies, for almost all  $\omega \in \Omega$ ,

$$U_{t-1} (X_{t-1}^* - \theta \mathbb{E} [X_{t-1}^* | \mathcal{F}_{t-1}^{CN}]) = \mathbb{E} [U_t (X_t^* - \theta \mathbb{E} [X_t^* | \mathcal{F}_t^{CN}]) | \mathcal{F}_{t-1}^{MF}], \quad t \in \mathbb{N}.$$

Properties (iii) and (iv) in Definition 2 imply that

$$U_{t-1} (X_{t-1}^* - \theta \mathbb{E} [X_{t-1}^* | \mathcal{F}_{t-1}^{CN}]) = \sup_{X_t \in \mathcal{X}_{t-1,t}^{MF}(X_{t-1}^*)} \mathbb{E} [U_t (X_t - \theta \mathbb{E} [X_t | \mathcal{F}_t^{CN}]) | \mathcal{F}_{t-1}^{MF}]. \quad (4)$$

Iteratively solving (4) leads to the construction of PRFPPs under a mean field equilibrium. In analogy to the  $N$  agent case, the crucial step is to solve for an agent in the group with any type vectors  $\eta$  and  $\zeta_0$ , her relative forward utility functions  $U_1$ , and a strategy profile  $\pi^*$  such that

$$\begin{aligned} U_0 (X_0 - \theta \bar{X}_0) &= \sup_{X_1 \in \mathcal{X}_{0,1}^{MF}(x)} \mathbb{E} [U_1 (X_1 - \theta \bar{X}_1) | \mathcal{F}_0^{MF}] \\ &= \sup_{\pi_1 \in \mathcal{A}_{0,1}^{MF}} \mathbb{E} [U_1 (x + \pi_1 (R_1 - 1) - \theta \mathbb{E} [x + \pi_1 (R_1 - 1) | \mathcal{F}_1^{CN}]) | \mathcal{F}_0^{MF}] \end{aligned} \quad (5)$$

One can then construct  $U_2$ ,  $U_3$  and so on by repeatedly solving problem of the form (5) conditionally on updated information available at next time point and arguing that this solution satisfies the required measurability conditions.

In the following, we will consider games with finitely many as well as an infinite number of competing agents. We assume that initial data belong to the family of exponential risk preferences. This allows for greater mathematical tractability. Specifically, the  $i$ th agent starts with an initial utility function regarding her relative wealth,  $U_0^{(i)}(\tilde{X}_0^{(i)}) = -e^{-\gamma^{(i)} \tilde{X}_0^{(i)}}$ , where the

constant  $\gamma^{(i)} > 0$  denotes the risk aversion parameter.

### 3 The $N$ -agent game

The agents of our model not only trade in isolation between the risk-free bond and the respective binomial stock in which she specializes to optimize performance of their own wealth process. Instead, they are also concerned with the average wealth level of other agents. A better performance of other agents' portfolio strategies will lead to a lower degree of satisfaction for any given agent.

PRFPP in the finite population game can be constructed via a two-step procedure. For each individual agent, we first solve the corresponding inverse optimization problem for arbitrary but fixed trading strategies of the competitors. This corresponds to the best-response forward relative framework introduced in [Anthropelos et al. \(2022\)](#) for a two-agent game respectively in [Dos Reis and Platonov \(2021\)](#) for an arbitrary number of agents. In the second step, we solve for the fixed point of a system of equations representing best-response strategies of agents, and derive the forward Nash equilibrium strategies as introduced in [Definition 1](#).

Let  $\mathcal{M}$  denote the set of equivalent martingale measures and recall that the conditional risk-neutral probability of an upward move of the stock traded by the  $i$ th agent is given by  $q_t^{(i)} = \mathbb{Q} \left[ R_t^{(i)} = u_t^{(i)} | \mathcal{F}_{t-1} \right] = \frac{1-d_t^{(i)}}{u_t^{(i)}-d_t^{(i)}}$ ,  $t \in \mathbb{N}$ , for any  $\mathbb{Q} \in \mathcal{M}$ . We start with the first step by fixing a generic agent  $i$  and her competitor's policies  $\pi_t^{(j)}$ ,  $j \neq i$  over time period  $[t-1, t)$ ,  $t \in \mathbb{N}$ , and then define  $A_t^{1(i)}$ ,  $A_t^{2(i)}$ ,  $B_t^{1(i)}$  and  $B_t^{2(i)}$  by

$$A_t^{1(i)} = p_t^{(i),u,1} p_t^{cn} \prod_{j \neq i} C_{jt}^{(i),1} + p_t^{(i),u,0} (1 - p_t^{cn}) \prod_{j \neq i} C_{jt}^{(i),0}, \quad (6)$$

$$A_t^{2(i)} = p_t^{(i),d,1} p_t^{cn} \prod_{j \neq i} C_{jt}^{(i),1} + p_t^{(i),d,0} (1 - p_t^{cn}) \prod_{j \neq i} C_{jt}^{(i),0}, \quad (7)$$



$$B_t^{1(i)} = \left( \frac{(1 - q_t^{(i)}) A_t^{1(i)}}{q_t^{(i)} A_t^{2(i)}} \right)^{(1 - q_t^{(i)})}, \quad (8)$$

$$B_t^{2(i)} = \left( \frac{(1 - q_t^{(i)}) A_t^{1(i)}}{q_t^{(i)} A_t^{2(i)}} \right)^{-q_t^{(i)}}, \quad (9)$$

with

$$\begin{aligned} C_{jt}^{(i),1} &= p_t^{(j),u,1} e^{\gamma^{(i)} \frac{\theta^{(i)}}{N} \pi_t^{(j)} (u_t^{(j)} - 1)} + p_t^{(j),d,1} e^{\gamma^{(i)} \frac{\theta^{(i)}}{N} \pi_t^{(j)} (d_t^{(j)} - 1)}, \\ C_{jt}^{(i),0} &= p_t^{(j),u,0} e^{\gamma^{(i)} \frac{\theta^{(i)}}{N} \pi_t^{(j)} (u_t^{(j)} - 1)} + p_t^{(j),d,0} e^{\gamma^{(i)} \frac{\theta^{(i)}}{N} \pi_t^{(j)} (d_t^{(j)} - 1)}. \end{aligned}$$

In the following theorem, we present an explicit construction of the PRFPP for an agent who is influenced by her opponents' actions but without interacting with them.

**Theorem 1.** *For  $i \in \{1, \dots, N\}$  and  $t \in \mathbb{N}$ , let competitor policies  $\pi_t^{(j),*}, j \neq i$  be given as  $\mathcal{F}_{t-1}$ -measurable random variables. Then, the process*

$$U_t^{(i)}(\tilde{x}) = - \frac{e^{-\gamma^{(i)} \tilde{x}}}{\prod_{n=1}^t (A_n^{1(i)} B_n^{1(i)} + A_n^{2(i)} B_n^{2(i)})}, \quad (10)$$

with  $U_0^{(i)}(\tilde{x}) = -e^{-\gamma^{(i)} \tilde{x}}$ , is a PRFPP for the  $i$ th agent. The optimal strategy for  $n = 1, 2, \dots, t$  is given by

$$\pi_n^{(i),*} = \frac{1}{\gamma^{(i)} (1 - \frac{\theta^{(i)}}{N}) (u_n^{(i)} - d_n^{(i)})} \ln \frac{(1 - q_n^{(i)}) A_n^{1(i)}}{q_n^{(i)} A_n^{2(i)}}, \quad (11)$$

which generates the corresponding optimal wealth process

$$X_t^{(i),*} = X_0^{(i)} + \frac{1}{\gamma^{(i)} (1 - \frac{\theta^{(i)}}{N})} \sum_{n=1}^t \frac{R_n^{(i)} - 1}{(u_n^{(i)} - d_n^{(i)})} \ln \frac{(1 - q_n^{(i)}) A_n^{1(i)}}{q_n^{(i)} A_n^{2(i)}}. \quad (12)$$

Theorem 1 gives us the best-response strategy for the  $i$ th agent in terms of the given strate-

gies of all other agents  $j \neq i$ . In the following, we will consider the case where agents interact dynamically and competitively for two special cases: The case where agents are homogeneous and the case where  $N = 2$ .

### 3.1 Homogeneous multi-agent game

To obtain an explicit solution with multiple agents, we make the further assumption that agents are homogeneous, i.e., the parameter values of every agent are identical across the network. In this setting, the parameters  $p_t^{(i),u,1}$ ,  $p_t^{(i),d,1}$ ,  $p_t^{(i),u,0}$ ,  $p_t^{(i),d,0}$ ,  $\gamma^{(i)}$ ,  $\theta^{(i)}$ ,  $u_t^{(i)}$ ,  $d_t^{(i)}$ ,  $q_t^{(i)}$ ,  $A_t^{1(i)}$ ,  $A_t^{2(i)}$ ,  $B_t^{1(i)}$ ,  $B_t^{2(i)}$ ,  $C_t^{1(i)}$  and  $C_t^{2(i)}$  for  $i = 1, 2, \dots, N$  do not depend on  $i$  and can thus be abbreviated to  $p_t^{u,1}$ ,  $p_t^{d,1}$ ,  $p_t^{u,0}$ ,  $p_t^{d,0}$ ,  $\gamma$ ,  $\theta$ ,  $u_t$ ,  $d_t$ ,  $q_t$ ,  $A_t^1$ ,  $A_t^2$ ,  $B_t^1$ ,  $B_t^2$ ,  $C_t^1$  and  $C_t^2$ .

In an  $N$ -agent homogeneous model, the optimization problem faced by any agent is symmetric. In this setting, we focus on finding a symmetric equilibrium where all the agents follow the same strategy. Thus, the problem studied reduces to a game where the trading policies executed by all  $N$  agents are identical. We refer the the reader to [Binmore \(2007\)](#) and [Hefti \(2017\)](#) for more detailed discussion on symmetric equilibria in symmetric games. Let  $\pi_t^*$  denote the equilibrium strategy of any agent in the group of  $N$  homogeneous agents for time period  $[t - 1, t)$ ,  $t \in \mathbb{N}$ . By [Theorem 1](#), the next step can be simplified from solving a system of  $N$  equations of the form [\(11\)](#) to a single equation given by

$$\pi_t^* = \frac{1}{\gamma(1 - \frac{\theta}{N})(u_t - d_t)} \ln \frac{(1 - q_t)A_t^1}{q_t A_t^2}. \quad (13)$$

Note that the unknown  $\pi_t^*$  appears on both sides of the equation, with  $A_t^1$  and  $A_t^2$  given by

$$A_t^1 = p_t^{u,1} p_t^{cn} (C_t^1)^{N-1} + p_t^{u,0} (1 - p_t^{cn}) (C_t^0)^{N-1},$$

$$A_t^2 = p_t^{d,1} p_t^{cn} (C_t^1)^{N-1} + p_t^{d,0} (1 - p_t^{cn}) (C_t^0)^{N-1},$$

where  $C_t^1 = p_t^{u,1} e^{\gamma \frac{\theta}{N} \pi_t^* (u_t - 1)} + p_t^{d,1} e^{\gamma \frac{\theta}{N} \pi_t^* (d_t - 1)}$  and  $C_t^0 = p_t^{u,0} e^{\gamma \frac{\theta}{N} \pi_t^* (u_t - 1)} + p_t^{d,0} e^{\gamma \frac{\theta}{N} \pi_t^* (d_t - 1)}$ . Using the change of variables  $y_t = e^{(1 - \frac{\theta}{N}) \gamma (u_t - d_t) \pi_t^*}$ , equation (13) can be transformed to

$$y_t = \frac{1 - q_t}{q_t} \frac{p_t^{u,1} p_t^{cn} \left( \frac{p_t^{u,1} y_t^{\frac{\theta}{N-\theta}} + p_t^{d,1}}{p_t^{u,0} y_t^{\frac{\theta}{N-\theta}} + p_t^{d,0}} \right)^{N-1} + p_t^{u,0} (1 - p_t^{cn})}{p_t^{d,1} p_t^{cn} \left( \frac{p_t^{u,1} y_t^{\frac{\theta}{N-\theta}} + p_t^{d,1}}{p_t^{u,0} y_t^{\frac{\theta}{N-\theta}} + p_t^{d,0}} \right)^{N-1} + p_t^{d,0} (1 - p_t^{cn})}, \quad y_t > 0. \quad (14)$$

Let  $f(y_t) = \frac{1 - q_t}{q_t} \frac{p_t^{u,1} p_t^{cn} \left( \frac{p_t^{u,1} y_t^{\frac{\theta}{N-\theta}} + p_t^{d,1}}{p_t^{u,0} y_t^{\frac{\theta}{N-\theta}} + p_t^{d,0}} \right)^{N-1} + p_t^{u,0} (1 - p_t^{cn})}{p_t^{d,1} p_t^{cn} \left( \frac{p_t^{u,1} y_t^{\frac{\theta}{N-\theta}} + p_t^{d,1}}{p_t^{u,0} y_t^{\frac{\theta}{N-\theta}} + p_t^{d,0}} \right)^{N-1} + p_t^{d,0} (1 - p_t^{cn})}$ , and  $h(y_t) = y_t$ . We show the existence and uniqueness of the solution to the associated fixed point equation (14) in the following theorem.

**Theorem 2.** *Given  $\gamma > 0$ ,  $\theta \in [0, 1]$  and  $0 < q_t, p_t^{u,1}, p_t^{d,1}, p_t^{u,0}, p_t^{d,0}, p_t^{cn} < 1$ , equation (14) admits a unique positive solution  $y_t^*$ ,  $t \in \mathbb{N}$ . Furthermore, there exists a forward Nash equilibrium of the homogeneous  $N$ -agent game for period  $[t - 1, t)$  given by*

$$\pi_t^* = \frac{1}{\gamma(1 - \frac{\theta}{N})(u_t - d_t)} \ln y_t^*. \quad (15)$$

The equilibrium strategy  $\pi_t^*$  depends on the risk aversion  $\gamma$ , the number of agents  $N$ , the competition weight  $\theta$ , the possible returns  $u_t, d_t$ , and, implicitly through  $y_t^*$ , on the market parameters,  $p_t^{cn}$ ,  $p_t^{u,1}$ ,  $p_t^{d,1}$ ,  $p_t^{u,0}$  and  $p_t^{d,0}$ . While it is difficult to perform an analytical sensitivity analysis for all results because of the implicit definition of  $y_t^*$ , it can still be deduced that as the agent and her competitors become more risk-averse as a whole, her long position on the risky asset decreases. This observation also holds true in the literature on investment under relative performance criteria for continuous-time setting, see, for example, [Lacker and Zariphopoulou \(2019\)](#), [Anthropelos et al. \(2022\)](#) and [Dos Reis and Platonov \(2021, 2022\)](#). On the other hand, it is worth noting that in [Lacker and Zariphopoulou \(2019\)](#) and [Dos Reis and Platonov \(2021\)](#), market parameters and, thus, optimal strategies are constant over time. However, our model herein allows for dynamic updating of parameters, resulting in a time-varying forward Nash

equilibrium strategy.

As we will see in the next section when considering the mean field game (MFG), the  $N$ -agent game with homogeneous agents converges to the MFG with respect to both the associated fixed point equation and equilibrium strategies as  $N \rightarrow +\infty$ .

### 3.2 Heterogeneous 2-agent game

In the heterogeneous case, we limit ourselves to the game of 2 agents. This allows us to show the existence of an equilibrium strategy. It still remains an open and challenging problem to investigate the system of equations (11) for an arbitrary number of heterogeneous agents.

We label agents with superscript (1), (2) to distinguish between the first and the second agent. Define  $p_t^0 = p_t^{cn} p_t^{(2),u,1} p_t^{(1),u,1} + (1 - p_t^{cn}) p_t^{(2),u,0} p_t^{(1),u,0}$ ,  $p_t^1 = p_t^{cn} p_t^{(2),u,1} p_t^{(1),d,1} + (1 - p_t^{cn}) p_t^{(2),u,0} p_t^{(1),d,0}$ ,  $p_t^2 = p_t^{cn} p_t^{(2),d,1} p_t^{(1),u,1} + (1 - p_t^{cn}) p_t^{(2),d,0} p_t^{(1),u,0}$ , and  $p_t^3 = p_t^{cn} p_t^{(2),d,1} p_t^{(1),d,1} + (1 - p_t^{cn}) p_t^{(2),d,0} p_t^{(1),d,0}$ . We first present the following auxiliary result.

**Lemma 1.** *Given  $\gamma^{(k)} > 0$ ,  $\theta^{(k)} \in [0, 1]$  and  $0 < q_t^{(k)}, p_t^{(k),u,1}, p_t^{(k),d,1}, p_t^{(k),u,0}, p_t^{(k),d,0}, p_t^{cn} < 1$  for  $k = 1, 2$ , there exists a positive solution  $y_t^* \in \mathcal{F}_{t-1}$  to the equation*

$$y_t^{\frac{(2-\theta^{(1)})\gamma^{(1)}}{\theta^{(2)}\gamma^{(2)}}} = \frac{(1 - q_t^{(1)}) \left( p_t^0 \left( \frac{(1-q_t^{(2)})(p_t^0 y + p_t^1)}{q_t^{(2)}(p_t^2 y + p_t^3)} \right)^{\frac{\gamma^{(1)}\theta^{(1)}}{\gamma^{(2)}(2-\theta^{(2)})}} + p_t^2 \right)}{q_t^{(1)} \left( p_t^1 \left( \frac{(1-q_t^{(2)})(p_t^0 y + p_t^1)}{q_t^{(2)}(p_t^2 y + p_t^3)} \right)^{\frac{\gamma^{(1)}\theta^{(1)}}{\gamma^{(2)}(2-\theta^{(2)})}} + p_t^3 \right)}. \quad (16)$$

Furthermore,  $y_t^* < \left( \frac{p_t^0(1-q_t^{(1)})}{p_t^1 q_t^{(1)}} \right)^{\frac{\theta^{(2)}\gamma^{(2)}}{(2-\theta^{(1)})\gamma^{(1)}}}$ .

We next present one of our main results showing how to construct a forward Nash equilibrium strategy for two heterogeneous agents.

**Theorem 3.** *Let  $y_t^* > 0$  denote a positive solution of (16). There exists a forward Nash*

equilibrium of the 2-agent game for period  $[t - 1, t)$ , given by

$$\pi_t^{(1),*} = \frac{2 \ln y_t^*}{(u_t^{(1)} - d_t^{(1)})\gamma^{(2)}\theta^{(2)}}, \quad (17)$$

$$\pi_t^{(2),*} = \frac{1}{\gamma^{(2)}(1 - \frac{\theta^{(2)}}{2})(u_t^{(2)} - d_t^{(2)})} \ln \frac{(1 - q_t^{(2)})(p_t^0 y_t^* + p_t^1)}{q_t^{(2)}(p_t^2 y_t^* + p_t^3)}. \quad (18)$$

We close the section with a corollary interesting implications for investment behavior.

**Corollary 1.** *In the heterogeneous 2-agent game over period  $[t - 1, t)$ ,  $\pi_t^{(1),*}$  increases as  $u_t^{(2)}$  or  $d_t^{(2)}$  increases. Furthermore, if  $p_t^{(1),u,1} < p_t^{(1),d,1}$ ,  $p_t^{(1),u,0} < p_t^{(1),d,0}$  and  $\frac{u_t^{(1)} - 1}{1 - d_t^{(1)}} < 1$ , then  $y_t^* < 1$  and  $\pi_t^{(1),*} < 0$  for all parameter values of the opponent.*

The agent increases her risky investment if the stock held by her opponent has higher price levels  $u_t^{(2)}$  or  $d_t^{(2)}$ . In other words, if the stock traded by her competitor becomes more attractive, the agent increases the investment in her own stock even if the characteristics of her own stock remain the same.

Observe further from Corollary 1 that the agent is expected to sell her stock short when the price levels and transition probability for an upward move of her stock are not desirable independent of the characteristics of the stocks traded by her competitor. Recall that in the classical expected utility framework, an investor without relative performance concern always longs a stock when the expected return exceeds one, abstains from investing when it equals one, and shorts the stock when it falls below one. Under PRFPPs, this holds no longer true. For example, consider the setting where  $p_t^{(1),u,1} = 0.6$ ,  $p_t^{(1),u,0} = 0.36$ ,  $p_t^{(2),u,1} = 0.46$ ,  $p_t^{(2),u,0} = 0.2$ ,  $\gamma^{(1)} = \gamma^{(2)} = 10$ ,  $p^{cn} = 0.6$ ,  $\theta^{(1)} = \theta^{(2)} = 0.9$ ,  $u_t^{(1)} = u_t^{(2)} = 1.1$ , and  $d_t^{(1)} = d_t^{(2)} = 0.9$ . For these parameters the expected excess return of  $R^{(1)}$  is positive, but the investor shorts the stock,  $\pi_t^{(1),*} = -0.0098 < 0$ . Shorting a stock with positive expected excess return in the presence of relative performance concerns is a secondary effect. If the stock traded by the opponent has a negative expected excess return, an agent's investment in the risky asset decreases and may

even become negative. The observation that relative performance concerns can decrease the investment in the risky asset, even to the point where an agent shorts a stock with a negative expected excess return, is interesting and seems to be new. For example, [Lacker and Soret \(2020\)](#) report that relative performance concerns generally drive agents to drive more in the risky asset under CARA preferences. An underlying assumption that drives their finding is that the risky assets traded by all agents have positive expected excess returns such that the mechanism described above does not apply.

## 4 The mean field game

In this section, we assume that the market almost surely offers a positive expected excess return for the representative agent, i.e.,  $\mathbb{E}[R_t - 1 | \mathcal{F}_{t-1}^{MF}] > 0$ . Recall that the conditional risk-neutral probability of an upward move of the stock traded by the representative agent is given by  $q_t = \frac{1-d_t}{u_t-d_t}$ ,  $t \in \mathbb{N}$ . The following auxiliary result will be used to prove the existence and uniqueness of the mean field equilibrium (MFE).

**Lemma 2.** *Let  $F : \mathbb{N} \times \mathbb{R}^+ \times \Omega \rightarrow \mathbb{R}$  denote a mapping given by*

$$F(t, y, \omega) := \phi_1(\omega) + \mathbb{E} \left[ \frac{(\Delta_t^1 - \Delta_t^0)}{\gamma(u_t - d_t)} \ln \left( 1 + \frac{\left( \frac{p_t^{u,0}}{p_t^{u,1}} - \frac{p_t^{d,0}}{p_t^{d,1}} \right)}{\frac{p_t^{e^n}}{1-p_t^{e^n}} e^{\gamma \theta y} + \frac{p_t^{d,0}}{p_t^{d,1}}} \right) \middle| \mathcal{F}_{t-1}^{CN} \right] (\omega), \quad (19)$$

where  $\phi_1 = \mathbb{E} \left[ \frac{(\Delta_t^1 - \Delta_t^0)}{\gamma(u_t - d_t)} \ln \frac{(1-q_t)p_t^{u,1}}{q_t p_t^{d,1}} \middle| \mathcal{F}_{t-1}^{CN} \right]$ ,  $\Delta_t^1 = p_t^{u,1}(u_t - 1) + p_t^{d,1}(d_t - 1)$ , and  $\Delta_t^0 = p_t^{u,0}(u_t - 1) + p_t^{d,0}(d_t - 1)$ . Then for any fixed  $t \in \mathbb{N}$  and almost all  $\omega \in \Omega$ ,  $y = F(t, y, \omega)$  admits a unique solution  $y_t^*(\omega) \in \mathbb{R}^+$ . Moreover, the random variable  $y_t^*$  is  $\mathcal{F}_{t-1}^{CN}$ -measurable.

By the proof of Lemma 2,  $F(t, \cdot, \omega) : \mathbb{R}^+ \rightarrow \mathbb{R}$  is a contraction for fixed  $t \in \mathbb{N}$  and fixed  $\omega \in \Omega$ . Thus, the unique fixed point can be found by iteration: Start with an arbitrary element  $y_t^0$ , let  $y_t^j(\omega) = F(t, y_t^{j-1}(\omega), \omega)$ ,  $j = 1, 2, \dots$ , and obtain  $y_t^*(\omega) = \lim_{j \rightarrow \infty} y_t^j(\omega)$  by the Banach

fixed-point theorem. We next present another auxiliary result for each single-period backward problem.

**Lemma 3.** *Let  $y_t^*$ ,  $t \in \mathbb{N}$  be the unique positive solution of (19). We have*

$$\sup_{\pi_t} \mathbb{E}[-e^{-\gamma \tilde{X}_t} | \mathcal{F}_{t-1}^{MF}] = -e^{-\gamma \tilde{X}_{t-1}} G_t(\pi_t^*), \quad (20)$$

where

$$\begin{aligned} G_t(\pi_t) = & p_t^{cn} e^{\gamma \theta \mathbb{E}[\pi_t \Delta_t^1 | \mathcal{F}_{t-1}^{CN}]} p_t^{u,1} e^{-\gamma \pi_t (u_t - 1)} + p_t^{cn} e^{\gamma \theta \mathbb{E}[\pi_t \Delta_t^1 | \mathcal{F}_{t-1}^{CN}]} p_t^{d,1} e^{-\gamma \pi_t (d_t - 1)} \\ & + (1 - p_t^{cn}) e^{\gamma \theta \mathbb{E}[\pi_t \Delta_t^0 | \mathcal{F}_{t-1}^{CN}]} p_t^{u,0} e^{-\gamma \pi_t (u_t - 1)} + (1 - p_t^{cn}) e^{\gamma \theta \mathbb{E}[\pi_t \Delta_t^0 | \mathcal{F}_{t-1}^{CN}]} p_t^{d,0} e^{-\gamma \pi_t (d_t - 1)}. \end{aligned} \quad (21)$$

The optimal policy for (20) is given by

$$\pi_t^* = \frac{1}{\gamma(u_t - d_t)} \ln \left[ \frac{(1 - q_t) (p_t^{cn} e^{\gamma \theta y_t^*} p_t^{u,1} + (1 - p_t^{cn}) p_t^{u,0})}{q_t (p_t^{cn} e^{\gamma \theta y_t^*} p_t^{d,1} + (1 - p_t^{cn}) p_t^{d,0})} \right]. \quad (22)$$

We are now able to present one of our main results on the construction of a forward MFE.

**Theorem 4.** *For  $\tilde{x} \in \mathbb{R}$  and  $t \in \mathbb{N}$ , the process*

$$U_t(\tilde{x}) = -\frac{e^{-\gamma \tilde{x}}}{\prod_{n=1}^t G_n(\pi_n^*)}, \quad (23)$$

with  $U_0(\tilde{x}) = -e^{-\gamma \tilde{x}}$ , is a PRFPP with its associated MFE  $\pi_t^*$  given by (22).

The representative agent is characterized by stochastic type vectors that represent the distribution of market and preference characteristics across an infinite number of agents. Therefore, the PRFPPs and the corresponding MFE depend on the realization of the type vectors  $(\psi_t)_{t \in \mathbb{N}}$ .

The equilibrium strategy of the representative agent given by (22) is influenced by the preference parameters and the market parameters through the type distribution of the population as a whole, and is increasing in  $y_t^*$ . Then, given any specific agent in the game with fixed

parameter values, an increase in her risky investment can be the consequence of an increase in the transition probability of the common noise  $p_t^{cn}$ , or changes in some of the population, e.g., a decrease in risk aversion or increase in competition weight of the population. Indeed, the function  $F(t, y, \omega)$  is increasing in the above mentioned parameters implying a larger  $y_t^*$  as the fixed point solution to equation (19). In a nutshell, an agent with relative performance concerns typically invests less in the stock if some of her competitors are more risk-averse or less competitive, or when the stocks traded in the population market become less attractive.

It turns out that the equilibrium strategy (22) can be expressed as the sum of two components,

$$\pi_t^* = \frac{1}{\gamma(u_t - d_t)} \left( \ln \frac{(1 - q_t)p_t}{q_t(1 - p_t)} + \ln \frac{(1 - p_t) (p_t^{cn} e^{\gamma\theta y_t^*} p_t^{u,1} + (1 - p_t^{cn})p_t^{u,0})}{p_t (p_t^{cn} e^{\gamma\theta y_t^*} p_t^{d,1} + (1 - p_t^{cn})p_t^{d,0})} \right).$$

One is the classical Merton portfolio, the second one is increasing in the competition weight  $\theta$  and vanishes when  $\theta = 0$ , all agents act uncompetitively. In addition, in a market with almost surely positive expected excess return, the second component is always positive due to the fact that the stock is more likely to achieve higher return in a bull market with  $\frac{p_t}{1-p_t} < \frac{p_t^{u,1}}{p_t^{d,1}}$ . We observe the same pattern as in Lacker and Zariphopoulou (2019) that competition is an incentive for agents with CARA utilities to increase their risky investment.

**Remark 1.** *The fixed point solution derived in Lemma 2 satisfies*

$$y_t^* = \mathbb{E} [\pi_t^* (\Delta_t^1 - \Delta_t^0) | \mathcal{F}_{t-1}^{CN}] > 0,$$

*which holds if and only if*

$$\mathbb{E} \left[ \pi_t^* \left( p_t^{u,1} (u_t - 1) + p_t^{d,1} (d_t - 1) \right) | \mathcal{F}_{t-1}^{CN} \right] > \mathbb{E} \left[ \pi_t^* \left( p_t^{u,0} (u_t - 1) + p_t^{d,0} (d_t - 1) \right) | \mathcal{F}_{t-1}^{CN} \right].$$

*Therefore, the financial interpretation of the positiveness of the fixed point is that the average of the expected gain across the entire population of agents in the state  $\{\xi_t^{cn} = 1\}$  is higher than in*



$\{\xi_t^{cn} = 0\}$ . This in turn justifies designation of the two states as bear respectively bull market.

We close this section with a proposition showing that the forward multi-agent game converges to the forward MFG given agents with homogeneous type vectors, as validated in [Lacker and Zariphopoulou \(2019\)](#), [Anthropelos et al. \(2022\)](#) and [Dos Reis and Platonov \(2021, 2022\)](#).

**Proposition 2.** *As the number of agents tends to infinity, the equilibrium strategy (15) of multi-agent game converges in distribution to the MFE (22).*

Whether an analogous result to Proposition 2 holds for heterogenous agents is a challenging open problem left to future research.

## 5 Discussion of the two extreme cases

In this section, we study the Nash and mean field equilibria in two extreme cases: (1) there is only one risky asset traded in the market; (2) there is no common noise. These two cases will yield more tractable and interpretable solutions.

### 5.1 Single stock case

Some of the effects of competition and risk aversion are more transparent if all agents trade the same stock. Let  $q_t = (1 - d_t)/(u_t - d_t)$ ,  $t \in \mathbb{N}$ . We compute explicitly in the following two propositions corresponding to forward Nash equilibrium of the  $N$ -agent game and MFE, respectively.

**Proposition 3.** *Consider an  $N$ -agent game where there is only one risky asset traded in the market with transition probability  $p_t$  and price levels  $u_t$  and  $d_t$  over trading period  $[t - 1, t)$ ,*

$t \in \mathbb{N}$ . The forward Nash equilibrium is given by

$$\pi_t^{i,*} = \frac{1}{(u_t - d_t)} \left( \ln \frac{p_t(1 - q_t)}{(1 - p_t)q_t} \right) \left( \frac{1}{\gamma^{(i)}} + \frac{\theta^{(i)} \sum_{k=1}^N \frac{1}{\gamma^{(k)}}}{N \left( 1 - \frac{\sum_{k=1}^N \theta^{(k)}}{N} \right)} \right). \quad (24)$$

The Nash equilibrium is of Merton type but with a modified risk tolerance, which depends on the individual and average risk aversion and competition parameters. Furthermore, we observe that in the single stock case, the limiting optimal strategy converges to the MFE in distribution.

**Proposition 4.** *Consider an MFG where there is only one risky asset traded in the market with transition probability  $p_t$  and price levels  $u_t$  and  $d_t$  over trading period  $[t - 1, t), t \in \mathbb{N}$ . The mean field equilibrium is given by*

$$\pi_t^* = \frac{1}{u_t - d_t} \left( \ln \frac{p_t(1 - q_t)}{(1 - p_t)q_t} \right) \left( \frac{1}{\gamma} + \frac{\overline{1/\gamma}}{(1 - \bar{\theta})} \right). \quad (25)$$

where  $\overline{1/\gamma} = \lim_{N \rightarrow +\infty} \frac{1}{N} \sum_{k=1}^N \frac{1}{\gamma^{(k)}}$  and  $\bar{\theta} = \lim_{N \rightarrow +\infty} \frac{1}{N} \sum_{i=1}^N \theta^{(i)}$ . Furthermore, fix  $\psi_t = \tilde{\psi}_t^{(i)}$ , then  $\pi_t^{i,*}$  in (24) converges to  $\pi_t^*$  in distribution as  $N \rightarrow \infty$ .

With (25), we are able to study the monotonicity of the MFE  $\pi_t^*$  for the single stock case analytically. First, we know that when the market offers positive expected excess return, then  $\ln \frac{p_t(1 - q_t)}{(1 - p_t)q_t} > 0$ . Indeed, when  $\mathbb{E}[R_t - 1 | \mathcal{F}_{t-1}^{MF}] > 0$ , we have  $p_t(u_t - 1) + (1 - p_t)(d_t - 1) > 0$ , and hence  $\frac{p_t(1 - q_t)}{(1 - p_t)q_t} = \frac{p_t(u_t - 1)}{(1 - p_t)(1 - d_t)} > 1$  naturally follows. Second, taking first-order derivatives with

respect to  $\theta$ ,  $\gamma$ ,  $\bar{\theta}$ , and  $\overline{1/\gamma}$  yields

$$\begin{aligned} (\pi_t^*)'(\theta) &= \frac{1}{u_t - d_t} \frac{\overline{1/\gamma}}{(1 - \bar{\theta})} \ln \frac{p_t(1 - q_t)}{(1 - p_t)q_t} > 0, \\ (\pi_t^*)'(\gamma) &= \frac{-1}{u_t - d_t} \frac{1}{\gamma^2} \ln \frac{p_t(1 - q_t)}{(1 - p_t)q_t} < 0, \\ (\pi_t^*)'(\bar{\theta}) &= \frac{1}{u_t - d_t} \frac{\theta \overline{1/\gamma}}{(1 - \bar{\theta})^2} \ln \frac{p_t(1 - q_t)}{(1 - p_t)q_t} > 0, \\ (\pi_t^*)'(\overline{1/\gamma}) &= \frac{1}{u_t - d_t} \frac{\theta}{(1 - \bar{\theta})} \ln \frac{p_t(1 - q_t)}{(1 - p_t)q_t} > 0. \end{aligned}$$

From the above, we conclude that  $\pi_t^*$  is increasing in  $\theta$ ,  $\bar{\theta}$ , and  $\overline{1/\gamma}$ , while decreasing in  $\gamma$ .

## 5.2 No common noise

Next, we study the other extreme case where there is no common noise, or equivalently, all the risky assets are mutually independent.

**Proposition 5.** *If the returns of all risky assets are mutually independent, the forward Nash equilibrium of the  $N$ -agent game and the MFE in the game of infinite agents are respectively given by*

$$\pi_t^{(i),*} = \frac{1}{\gamma^{(i)}(1 - \frac{\theta^{(i)}}{N})(u_t^{(i)} - d_t^{(i)})} \ln \frac{p_t^{(i)}(1 - q_t^{(i)})}{(1 - p_t^{(i)})q_t^{(i)}},$$

and

$$\pi_t^* = \frac{1}{\gamma(u_t - d_t)} \ln \frac{p_t(1 - q_t)}{(1 - p_t)q_t}.$$

In the  $N$ -agent game, if all individual stocks are mutually independent, the equilibrium can be explicitly solved, and we observe that the limiting optimal strategy also converges in distribution to the MFE. In this scenario, all agents act independently, as if there were no competition, but with a modified parameter of risk aversion  $\gamma^{(i)}(1 - \frac{\theta^{(i)}}{N})$ . Notably, they do not take into account the performance of their competitors, and it is interesting to observe

that even though the optimal strategy  $\pi_t^{(i),*}$  does not depend on the strategies of the other agents, agent  $i$  is still influenced by the competition weights of the whole network through this modified parameter. We also find that the MFE is the same as the classical Merton portfolio in the absence of relative performance concerns as obtained in Musiela et al. (2016) for the single-agent forward exponential preferences.

## 6 Numerical analysis of MFG

In this section, we perform a numerical study to do a sensitivity analysis of model parameters for the MFG. We will investigate the sensitivity of the optimal strategies with regards to preference parameters in Subsection 6.1 and the sensitivity with regards to market parameters in Subsection 6.2. Throughout the section, our analysis is based on a simulation of 10,000 agents. We work with uniformly distributed benchmark parameters given by  $p_t^{u,1} \sim \mathcal{U}[0.5, 0.7]$ ,  $p_t^{u,0} \sim \mathcal{U}[0.3, 0.5]$ ,  $u_t \sim \mathcal{U}[1.16, 1.24]$ ,  $d_t \sim \mathcal{U}[0.86, 0.94]$ ,  $\gamma \sim \mathcal{U}[2, 4]$ , and  $\theta \sim \mathcal{U}[0.2, 0.6]$ . We suppose that  $p_t^{cn} = 0.6$  for all agents. When considering a fixed agent, we set the benchmark parameters to  $p_t^{u,1} = p_t^{d,0} = 0.6$ ,  $p_t^{u,0} = p_t^{d,1} = 0.4$ ,  $u_t = 1.2$ ,  $d_t = 0.9$ ,  $\theta = 0.4$ , and  $\gamma = 3$ .

### 6.1 Sensitivity analysis for preference parameters

We first investigate the impact of the preference parameters  $\theta$  and  $\gamma$  on optimal investment strategies. To this end, we compute the optimal investment strategy of the agent numerically in two scenarios. First, we vary the competition weight  $\theta$  and risk aversion  $\gamma$  of that particular agent while keeping the preference parameters of the network fixed. Second, we fix the preference parameters of the agent and vary the distributions of the competition weight  $\theta$  and risk aversion  $\gamma$  across the network by changing their respective range.

The left-hand side of Figures 1 and 2 shows the equilibrium strategy of a given agent when varying the preference parameters of that agent while the right-hand side shows the equilibrium strategy of the agent when varying the preference parameters of the network. We make the

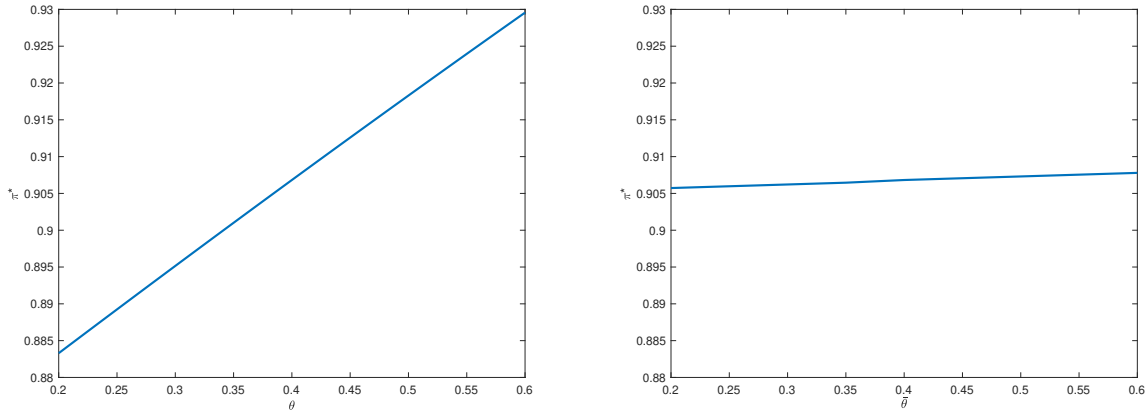


Figure 1: Equilibrium strategy of a fixed agent when varying competition weight of that agent or the network.

*Notes.* On the left-hand side of Figure 1, we increase the competition weight of the fixed agent while keeping the parameters of the network fixed. On the right-hand side of Figure 1, we fix the parameters of agent and vary the distribution of the competition weight of the network as  $\mathcal{U}[0.05z, 0.4 + 0.05z]$ ,  $z \in (0, 8)$ .

following observations.

First, the allocation to the risky asset increases both in the competition weight of the agent itself as well as the average competition weight of her network. The first observation shows that paying attention to the wealth of others leads to more risk taking. The second phenomenon is a secondary effect. When the average competition weight within the network increases, agents within the network tend to invest more in the risky asset, and a given and fixed agent responds by also increasing her allocation to the risky asset to keep up with the now higher on average wealth of agents in her network even when her competition weight remains the same.

Second, the allocation to the risky asset increases both in the risk aversion of the agent itself as well as the average risk aversion of her network. An agent with higher risk aversion are more inclined to choose a more stable portfolio by reducing their exposure to the risky asset. The second phenomenon is again a secondary effect. If a given agent is part of a population with a higher risk aversion, the associated peer wealth which the agent intends to outperform is both smaller on average and less volatile. In response, the agent reduces her own exposure to the risky asset.

We also observe that a more risk-tolerant agent increases her risky positions at a slower

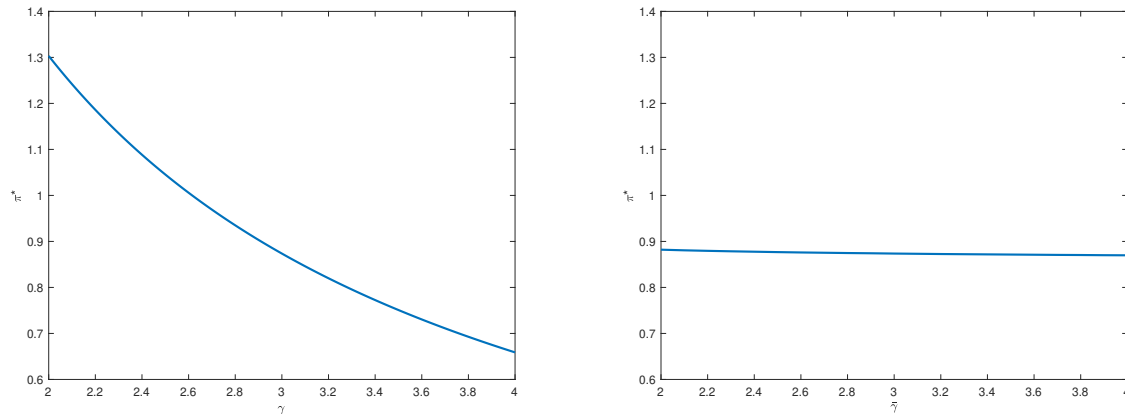


Figure 2: Equilibrium strategy of a fixed agent when varying risk aversion of that agent or the network.

*Notes.* On the left-hand side of figure 2, we increase the risk aversion of the fixed agent while keeping the parameters of the network fixed. On the right-hand side of figure 2, we fix the parameters of agent and vary the distribution of the risk aversion of the network as  $\mathcal{U}[1 + 0.1z, 3 + 0.1z]$ ,  $z \in (0, 8)$ .

pace, as she becomes increasingly competitive with higher relative performance concerns. In contrast, agents with higher risk aversion exhibit a more rapid adjustment in their risky positions, when faced with the same change in the competition weight. Indeed, if we do the numerical approximation for different agents with increasing risk aversion  $\gamma = \{2, 2.5, 3, 2.5, 4\}$ , and compute their corresponding percentage change in the equilibrium strategy, which represents the relative change between the case when  $\theta = 0.2$  and  $\theta = 0.6$ , the result is given by  $\{1.12\%, 1.39\%, 1.66\%, 1.93\%, 2.20\%\}$ .

An interesting observation is that varying the parameters of a given agent has a much stronger effect than varying the average of the same parameter across the network for both competition weight and risk aversion. As we will see in the next subsection, this finding still holds true for other model parameters as well.

## 6.2 Sensitivity analysis of market parameters

We next turn to study the monotonicity of equilibrium strategy with respect to features of the financial market, including volatility, expected return, skewness, and the correlation structure of all stocks traded by the population.

### 6.2.1 Volatility

In the binomial setting, we fix the transition probability and the expected return of each stock while varying the price levels for them to represent different dispersions of returns. The upper and lower price levels are adjusted simultaneously such that the expected return remains the same.

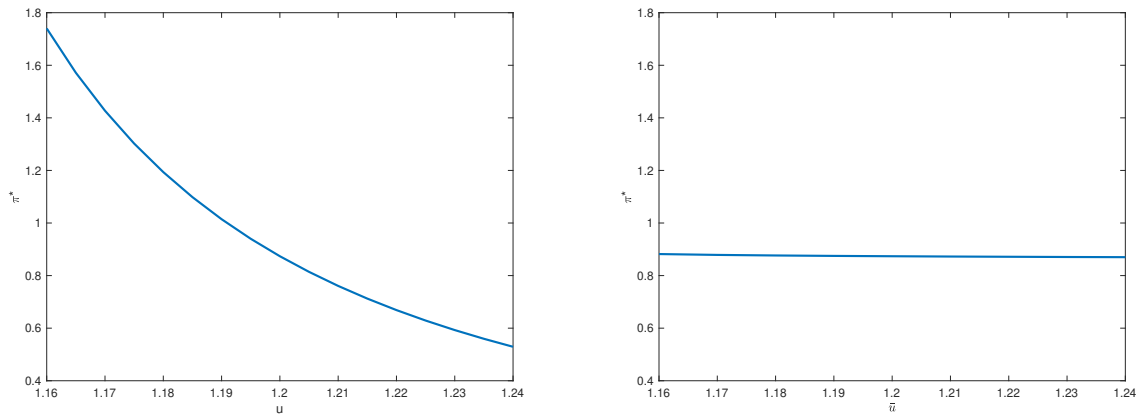


Figure 3: Equilibrium strategy of a fixed agent when varying stock volatility of that agent or the population.

*Notes.* On the left-hand side of Figure 3, we increase the stock volatility of a fixed agent while keeping the parameters of the population fixed. On the right-hand side of Figure 3, we fix the parameters of the agent and vary the distribution of the stock volatility of the population. This is done by varying the upper price level  $u$  as  $\mathcal{U}[1.12 + 0.01z, 1.2 + 0.01z]$ ,  $z \in (0, 8)$  with lower price level  $d$  adjusted accordingly such that the expected stock return remains unchanged.

The left-hand side of Figure 3 shows the equilibrium strategy of a given agent when varying the stock volatility of that agent while the right-hand side shows the equilibrium strategy of the agent when varying the stock volatility of the network.

As is expected, investors dislike volatility. Interestingly, a given agent also reduces her exposure to the risky asset when the assets traded by others get more volatile, even though the asset traded by herself remains unchanged. The intuition is that when the stocks traded by others are more volatile, they decrease their exposure to stocks. Under the assumption that stocks are positively correlated, the performance of the benchmark becomes smaller on average and less volatile. This leads the agent to reduce her own exposure to her risky asset.

### 6.2.2 Expected Return

Next, we investigate how the investment behaviour of the agent is influenced by the stock's expected return traded in the market.

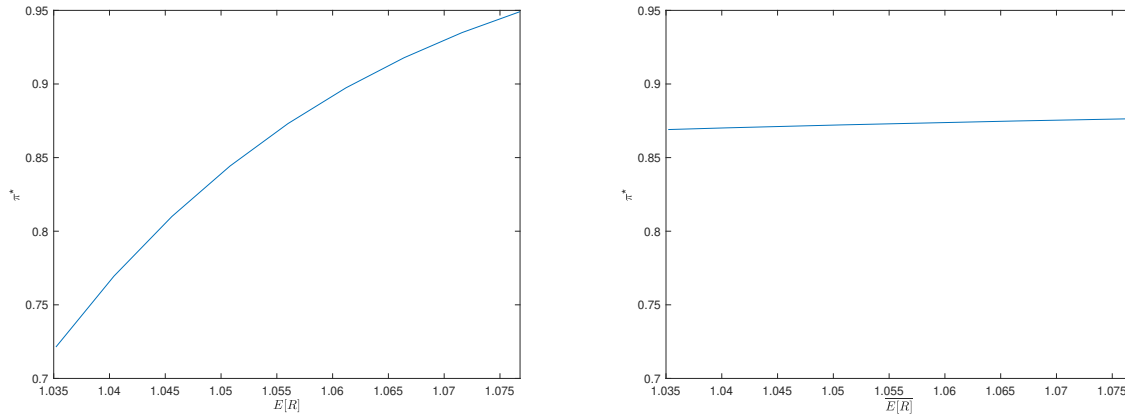


Figure 4: Equilibrium strategy of a fixed agent when varying stock return of that agent or the network.

*Notes.* On the left-hand side of Figure 4, we increase the expected stock return of the fixed agent while keeping the parameters of the network fixed. On the right-hand side of Figure 3, we fix the parameters of agent and vary the distribution of the expected stock return of the network. This is obtained by varying the upper price level  $u$  as  $\mathcal{U}[1.12 + 0.01z, 1.2 + 0.01z]$ ,  $z \in (0, 8)$ , while keeping the lower price level  $d$  fixed.

The left-hand side of Figure 4 shows the equilibrium strategy of a given agent when varying the stock's expected return of that agent while the right-hand side shows the equilibrium strategy of the agent when varying the stock's expected return of the network.

If a given agent trades a more attractive stock, she naturally increases the allocation to that stock. Relative competition concerns cause her to also increase the investment to the risky asset when the stocks traded by *other* investors become more attractive. This is a secondary effect of competitors increasing their allocation to now more attractive stocks resulting in higher average levels of wealth in the economy. Therefore, an agent who cares about her wealth in relation to that of others, chooses allocate more in the risky stocks even though the characteristics of this own stock remain unchanged.



### 6.2.3 Skewness

An advantage of working with a binomial market setting instead of a market driven by an Itô-diffusion is that one can easily vary the skewness of the risky assets and examine the effects of different levels of skewness on investment behavior. This allows us to study the effects of lottery-type stocks with large chances of a small loss and a small chance of a large gain that are considered in the market.

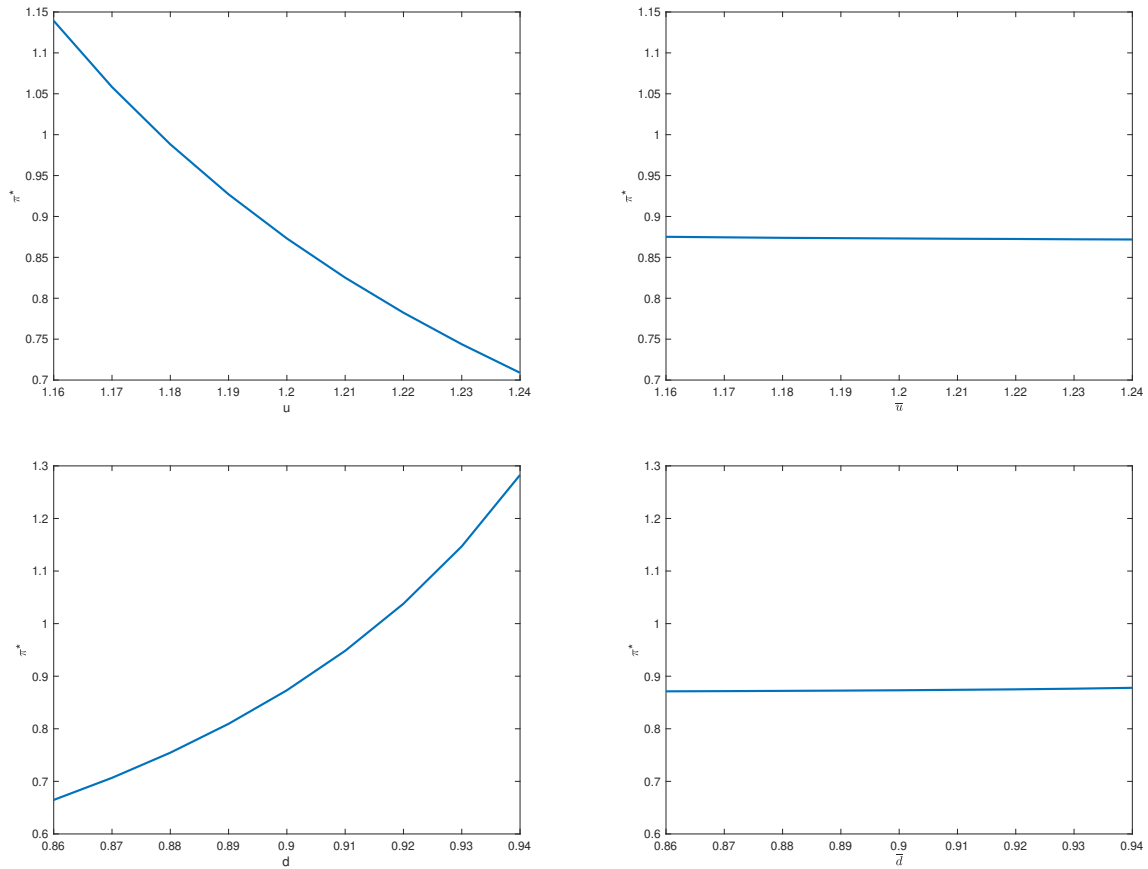


Figure 5: Equilibrium strategy of a fixed agent when varying stock skewness of that agent or the network.

*Notes.* On the left-hand side of Figure 5, we increase the positive or negative skewness of the fixed agent by varying price level  $u$  or  $d$  and the transition probability while keeping other parameters and the expected stock return of the network fixed. On the right-hand side of Figure 5, we fix the parameters of the agent and vary the distribution of the positive or negative skewness of the network. This is obtained by varying the upper price level  $u$  as  $\mathcal{U}[1.12+0.01z, 1.2+0.01z]$ ,  $z \in (0, 8)$ , respectively the lower price level  $d$  as  $\mathcal{U}[0.9-0.01z, 0.98-0.01z]$ ,  $z \in (0, 8)$ , with the transition probability adjusted such that the expected stock return remains constant.

The left-hand side of Figure 5 shows the equilibrium strategy of a given agent when varying

the skewness of the stock traded by that agent while the right-hand side shows the equilibrium strategy of the agent when varying the distribution of skewness of the stocks in the network. When the stock is positively skewed, we vary skewness by varying the upper return level and the probability of an increase in stock price simultaneously such that the expected return and lower return level remain constant. Thus, greater  $u$  and  $\bar{u}$  correspond to higher positive skewness of the stocks. In the second row, we consider stocks with negative skewness. We vary the lower return level and the probability of going down simultaneously such that the expected return and upper return level remain constant. Thus, lower  $d$  and  $\bar{d}$  represent more negatively skewed stocks. Empirical research, for example, [Arditti \(1967\)](#), [Brunnermeier et al. \(2007\)](#), [Ebert and Karehnke \(2021\)](#) and [Scott and Horvath \(1980\)](#) finds that investors prefer assets with positively skewed return distribution and dislike assets with negatively skewed return distribution. In contrast, we find that an investor with PRFPPs does neither like positively nor negatively skewed assets: Strategies are decreasing in the absolute value of skewness. Furthermore, for a fixed agent, as the stocks traded by competitors become more skewed, the agent chooses to decrease her investment in the risky asset as a secondary effect.

#### **6.2.4 Correlation**

This subsection discusses the impact of the correlation between the stocks held by different agents on the sensitivity of the MFE with respect to the degree of relative performance concerns of the whole population for any given trading period  $[t - 1, t)$ .

Recall that we interpret the mean field game as an economy comprising an infinite number of agents, each having type vectors drawn as i.i.d. copies of the type vector of the representative agent, given the common noise. To examine the impact of correlations between different stocks, we fix the unconditional probability and vary only the dependence structure given common noise by changing the conditional probabilities. For simplicity, we assume that there is no randomness in the type vector arising from  $p_t, u_t$  and  $d_t$ . The unconditional (in terms of common noise) probability of stock price going up, price levels, along with the variance of any agent indexed

by  $i$  in the MFG, are assumed to be  $\mathcal{F}_{t-1}^{RC}$ -measurable, where  $\mathbb{F}^{RC} = (\mathcal{F}_t^{RC})_{t \in \mathbb{N}_0}$  represents the natural filtration generated by  $(p_j^{cn})_{j=1}^{t+1}$ ,  $(\xi_j^{cn})_{j=1}^t$  and  $(B_j^{(i)})_{j=1}^t$ ,  $i \in \mathbb{N}$ .

Covariance is the only characteristic of the stock return we vary, and this is done by varying the conditional probabilities  $p_t^{u,1}$ ,  $p_t^{d,1}$ ,  $p_t^{u,0}$  and  $p_t^{d,0}$ . By the law of total probability, we have

$$p_t = \mathbb{P}[R_t = u_t, \xi_t^{cn} = 1 | \mathcal{F}_{t-1}^{MF}] + \mathbb{P}[R_t = u_t, \xi_t^{cn} = 0 | \mathcal{F}_{t-1}^{MF}] = (1 - p_t^{cn})p_t^{u,0} + p_t^{cn}p_t^{u,1}.$$

We point out that  $p_t^{u,1}$ ,  $p_t^{d,1}$ ,  $p_t^{u,0}$  and  $p_t^{d,0}$  should be adjusted in a certain manner such that  $p_t$  remains  $\mathcal{F}_{t-1}^{RC}$ -measurable.

We consider two agents of the population,  $i \neq j$ , with type vectors  $\psi^{(i)}$  and  $\psi^{(j)}$  respectively. Considering that the covariance refers to the degree to which any two agents are dependent, we herein need to consider an enlarged filtration  $\mathbb{G}^{MF} = (\mathcal{G}_t^{MF})_{t \in \mathbb{N}_0}$ , with  $\mathcal{G}_t^{MF}$  being generated by  $(p_m^{cn})_{m=1}^{t+1}$ ,  $(\xi_m^{cn})_{m=1}^t$ ,  $(\psi_m^{(i)})_{m=1}^{t+1}$  and  $(B_m^{(i)})_{m=1}^t$ ,  $i \in \mathbb{N}$ . Define the covariance of the stock returns over trading period  $[t-1, t)$  in this mean field setup by

$$\text{cov}_t^\psi := \text{cov} \left[ R_t^{(i)}, R_t^{(j)} | \mathcal{G}_{t-1}^{MF} \right] = \mathbb{E}[R_t^{(i)} R_t^{(j)} | \mathcal{G}_{t-1}^{MF}] - \mathbb{E}[R_t^{(i)} | \mathcal{G}_{t-1}^{MF}] \mathbb{E}[R_t^{(j)} | \mathcal{G}_{t-1}^{MF}].$$

The proposition below formulates the covariance structure of the stocks traded by different agents in the group.

**Proposition 6.** *For any two agents of the population group in MFG, without generality we assume that they are the  $i$ th agent and the  $j$ th agent respectively, the covariance between the returns of their specialized stocks is given by*

$$\text{cov}_t^\psi = (u_t - d_t)^2 \left[ (1 - p_t^{cn})p_t^{(i),u,0} p_t^{(j),u,0} + p_t^{cn} p_t^{(i),u,1} p_t^{(j),u,1} - (p_t)^2 \right]. \quad (26)$$

Note that when there is no such common noise affecting the transition probability of each risky asset, i.e., their correlation equals zero, we have  $p_t^{(i),u,0} p_t^{(j),u,0} = p_t^{(i),u,1} p_t^{(j),u,1} = (p_t)^2$ , and the expression of covariance in (26) is indeed zero as expected.

It can be inferred from (26) that the distribution of  $\text{cov}_t^\psi$  depends on the distribution of  $p_t^{(i),u,0}$  and  $p_t^{(j),u,0}$ , which are i.i.d. random variables according to  $p_t^{u,0}$ . With the aim of more explicitly comparing and investigating the investment strategies among different population groups, we consider in our problem setup homogeneous agents for each single network, i.e.,  $p_t^{u,0}$  and  $p_t^{u,1}$  are now  $\mathcal{F}_{t-1}^{RC}$ -measurable. Then the stock returns of any two agents from a fixed network have a fixed correlation, and the degree to which any two stocks considered in a MFG move in the same direction can be measured by a single number so that we are able to vary the covariance structure through the whole network.

By Proposition 6, the covariance can be expressed as a function of all the model parameters. In the following analysis, we vary one of them, namely,  $p_t^{u,1}$ , while keeping the unconditional probability unchanged by adjusting  $p_t^{u,0}$  accordingly. This variation allows us to trace out the dependence structure, first between two stocks and then in the MFG in general. To elaborate further,  $p_t^{u,1}$  can be set by starting from the value of  $p_t$ , which corresponds to a scenario where the common noise contains no information and every stock is uncorrelated. Subsequently, we increase the value of  $p_t^{u,1}$  until it approaches the limiting value 1, representing a setup where all stocks are perfectly correlated.

We limit our analysis on a numerical example comparing five distinct scenarios characterized by varying values of  $p_t^{u,1}$ . Specifically, we set  $p_t^{u,1}$  at 0.9, 0.85, 0.8, 0.75, 0.7. We then proceed to plot and investigate the sensitivity of the MFE concerning the dependence structure among all agents. As illustrated in Figure 6, we observe a noteworthy pattern: When the competing agents exhibit higher levels of correlation, the rate at which a given agent's MFE increases with respect to the population competition weight accelerates.

As demonstrated in Proposition 5, when the risky assets are completely uncorrelated, the MFE  $\pi^*$  remains independent of the average competition weight  $\bar{\theta}$  characterizing the population. At the opposite extreme, the effect of relative performance concerns becomes most pronounced when all stocks are fully correlated.

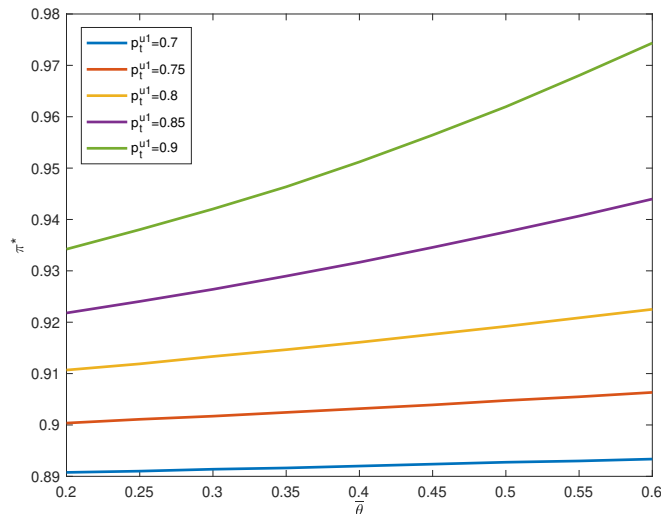


Figure 6: Equilibrium strategy of a fixed agent when varying competition weight of the network with different correlation structure.

*Notes.* We fix the parameters of agent and vary the distribution of the competition weight as  $\mathcal{U}[0.05z, 0.4+0.01z]$ ,  $z \in (0, 8)$ . Different color refers to different  $p_t^{u,1}$  but constant probability of an upward move.

## 7 Conclusion

We studied discrete-time predictable forward performance processes under relative performance concerns in an  $N$ -agent game and a mean field game setting, where both the performance measurement and the model parameters are evaluated and dynamically updated at the beginning of each trading period. Our main contribution is the explicit construction of PRFPPs, along with the associated Nash and mean field equilibria under exponential performance criteria. We also showed that the equilibrium for the  $N$ -agent game converges to the mean field equilibrium in distribution. We then conducted numerical analysis on the properties of the MFE and show that changing an individual agent's parameters has a more pronounced effect than adjusting the network-wide average of the same parameter. An agent driven by relative performance concerns increases her stock holdings when competitors demonstrate higher competitiveness, lower risk aversion, or when the competitors' stocks exhibit reduced volatility, increased expected returns, or skewness.

## Acknowledgments

The authors are grateful to Larbi Alili, Guanxing Fu, Martin Herdergen, Yinlian Zeng for their helpful comments and suggestions. This work was presented at Recent Advances on Quantitative Finance 2023, The 5th (2023) Academic Conference on Quantitative Finance and Insurance of the Chinese Society of Optimization, Overall Planning and Economical Mathematics. The authors thank the participants for their comments. Author order is alphabetical. All authors are co-first authors of this paper.

## Appendix. Proofs

### A Proof of Proposition 1

The average wealth can be computed as

$$\begin{aligned}
 \bar{X}_t &= \lim_{n \rightarrow \infty} \frac{1}{n} \sum_{k=1}^n X_t^{(k)} \\
 &= \lim_{n \rightarrow \infty} \frac{1}{n} \left( \sum_{k=1}^n X_{t-1}^{(k)} + \sum_{k=1}^n \pi_t^{(k)} (R_t^{(k)} - 1) \right) \\
 &= \lim_{n \rightarrow \infty} \frac{1}{n} \left( \sum_{k=1}^n X_{t-1}^{(k)} + \sum_{k=1}^n \pi_t^{(k)} \left( u_t^{(k)} B_t^{(k)} + d_t^{(k)} (1 - B_t^{(k)}) - 1 \right) \right) \\
 &\stackrel{p}{=} \bar{X}_{t-1} + \mathbb{E} \left[ \pi_t (u_t B_t + d_t (1 - B_t) - 1) \mid \mathcal{F}_t^{CN} \right],
 \end{aligned} \tag{27}$$

where  $\stackrel{p}{=}$  denotes equal in probability. Indeed,  $u_t^{(k)}$ ,  $d_t^{(k)}$ ,  $p_t^{(k)}$ , and  $B_t^{(k)}$ ,  $k = 1, \dots, n$  are conditionally independent and identically distributed to  $u_t$ ,  $d_t$ ,  $p_t$ , and  $B_t$  given  $\mathcal{F}_t^{CN}$ . Therefore,  $\pi_t^{(k)} = \pi_t \left( \psi_t^{(k)}, (p_j^{cn})_{j=1}^t, (\xi_j^{cn})_{j=1}^{t-1}, (B_j^{(k)})_{j=1}^{t-1} \right)$  are also conditionally independent and identically distributed to  $\pi_t = \pi_t \left( \psi_t, (p_j^{cn})_{j=1}^t, (\xi_j^{cn})_{j=1}^{t-1}, (B_j)_{j=1}^{t-1} \right)$  given  $\mathcal{F}_t^{CN}$ . By the law of large numbers, the sample mean converges to the distribution mean in probability.

Furthermore, we have that

$$\begin{aligned}
 & \bar{X}_{t-1} + \mathbb{E} [\pi_t (u_t B_t + d_t(1 - B_t) - 1) | \mathcal{F}_t^{CN}] \\
 &= \lim_{n \rightarrow \infty} \frac{1}{n} \sum_{k=1}^n X_{t-1}^{(k)} + \mathbb{E} [\pi_t (R_t - 1) | \mathcal{F}_t^{CN}] \\
 &\stackrel{p}{=} \mathbb{E} [X_{t-1} + \pi_t (R_t - 1) | \mathcal{F}_t^{CN}] \\
 &= \mathbb{E} [X_t | \mathcal{F}_t^{CN}],
 \end{aligned} \tag{28}$$

and thus the convergence in probability between  $\mathbb{E} [X_t | \mathcal{F}_t^{CN}]$  and  $\bar{X}_t$  follows.

Since it can be further computed by the tower property of conditional expectation and the  $\mathcal{F}_{t-1}^{MF}$ -measurability of  $\pi_t$  that

$$\begin{aligned}
 & \mathbb{E} [\pi_t (u_t B_t + d_t(1 - B_t) - 1) | \mathcal{F}_t^{CN}] \mathbb{1}_{\{\xi_t^{cn}=1\}} \\
 &= \mathbb{E} [\mathbb{E} [\pi_t (u_t B_t + d_t(1 - B_t) - 1) | \mathcal{F}_{t-1}^{MF} \vee \sigma(\xi_t^{cn})] | \mathcal{F}_t^{CN}] \mathbb{1}_{\{\xi_t^{cn}=1\}} \\
 &= \mathbb{E} [\pi_t \mathbb{E} [(u_t B_t + d_t(1 - B_t) - 1) | \mathcal{F}_{t-1}^{MF} \vee \sigma(\xi_t^{cn})] | \mathcal{F}_t^{CN}] \mathbb{1}_{\{\xi_t^{cn}=1\}} \\
 &= \mathbb{E} [\pi_t \Delta_t^1 | \mathcal{F}_{t-1}^{CN}] \mathbb{1}_{\{\xi_t^{cn}=1\}},
 \end{aligned} \tag{29}$$

where the final line holds because  $\pi_t \Delta_t^1$  is independent of  $\sigma(\xi_t^{cn})$ . Analogously,

$$\mathbb{E} [\pi_t (u_t B_t + d_t(1 - B_t) - 1) | \mathcal{F}_t^{CN}] \mathbb{1}_{\{\xi_t^{cn}=0\}} = \mathbb{E} [\pi_t \Delta_t^0 | \mathcal{F}_{t-1}^{CN}] \mathbb{1}_{\{\xi_t^{cn}=0\}}. \tag{30}$$

It then follows that

$$\bar{X}_t \stackrel{p}{=} \bar{X}_{t-1} + \mathbb{E} [\pi_t \Delta_t^1 | \mathcal{F}_{t-1}^{CN}] \mathbb{1}_{\{\xi_t^{cn}=1\}} + \mathbb{E} [\pi_t \Delta_t^0 | \mathcal{F}_{t-1}^{CN}] \mathbb{1}_{\{\xi_t^{cn}=0\}}.$$

□

## B Proof of Theorem 1

We first present the following auxiliary result for the single-period backward problem.

**Lemma 4.** *Let  $i \in \{1, \dots, N\}$  and competitor policies  $\pi_t^{(j)}, j \neq i$  be given. Then,*

$$\sup_{\pi_t^{(i)}} \mathbb{E} \left[ -e^{-\gamma^{(i)} \left( \left(1 - \frac{\theta^{(i)}}{N}\right) \pi_t^{(i)}(R_t^{(i)} - 1) - \frac{\theta^{(i)}}{N} \sum_{j \neq i} \pi_t^{(j)}(R_t^{(j)} - 1) \right)} \middle| \mathcal{F}_{t-1} \right] = -(A_t^{1(i)} B_t^{1(i)} + A_t^{2(i)} B_t^{2(i)}). \quad (31)$$

*Proof.* Define the function  $f$  by

$$\begin{aligned} f(\pi_t^{(i)}) &:= \mathbb{E} \left[ -e^{-\gamma^{(i)} \left[ \left(1 - \frac{\theta^{(i)}}{N}\right) \pi_t^{(i)}(R_t^{(i)} - 1) - \frac{\theta^{(i)}}{N} \sum_{j \neq i} \pi_t^{(j)}(R_t^{(j)} - 1) \right]} \middle| \mathcal{F}_{t-1} \right] \\ &= \mathbb{E} \left[ \mathbb{E} \left[ -e^{-\gamma^{(i)} \left[ \left(1 - \frac{\theta^{(i)}}{N}\right) \pi_t^{(i)}(R_t^{(i)} - 1) - \frac{\theta^{(i)}}{N} \sum_{j \neq i} \pi_t^{(j)}(R_t^{(j)} - 1) \right]} \middle| \mathcal{F}_{t-1} \vee \sigma(\xi_t^{cn}) \right] \middle| \mathcal{F}_{t-1} \right] \\ &= \mathbb{E} \left[ \mathbb{E} \left[ -e^{-\gamma^{(i)} \left(1 - \frac{\theta^{(i)}}{N}\right) \pi_t^{(i)}(R_t^{(i)} - 1)} \middle| \mathcal{F}_{t-1} \vee \sigma(\xi_t^{cn}) \right] \right. \\ &\quad \left. \times \prod_{j \neq i} \mathbb{E} \left[ e^{\gamma^{(i)} \frac{\theta^{(i)}}{N} \pi_t^{(j)}(R_t^{(j)} - 1)} \middle| \mathcal{F}_{t-1} \vee \sigma(\xi_t^{cn}) \right] \middle| \mathcal{F}_{t-1} \right], \end{aligned}$$

where

$$\begin{aligned} &\mathbb{E} \left[ -e^{-\gamma^{(i)} \left(1 - \frac{\theta^{(i)}}{N}\right) \pi_t^{(i)}(R_t^{(i)} - 1)} \middle| \mathcal{F}_{t-1} \vee \sigma(\xi_t^{cn}) \right] \mathbb{1}_{\{\xi_t^{cn}=k\}} \\ &= - \left( p_t^{(i),u,k} e^{-\gamma^{(i)} \left(1 - \frac{\theta^{(i)}}{N}\right) \pi_t^{(i)}(u_t^{(i)} - 1)} + p_t^{(i),d,k} e^{-\gamma^{(i)} \left(1 - \frac{\theta^{(i)}}{N}\right) \pi_t^{(i)}(d_t^{(i)} - 1)} \right) \mathbb{1}_{\{\xi_t^{cn}=k\}}, \quad k = 0, 1, \end{aligned}$$

and

$$\begin{aligned} &\mathbb{E} \left[ e^{\gamma^{(i)} \frac{\theta^{(i)}}{N} \pi_t^{(j)}(R_t^{(j)} - 1)} \middle| \mathcal{F}_{t-1} \vee \sigma(\xi_t^{cn}) \right] \mathbb{1}_{\{\xi_t^{cn}=k\}} \\ &= \left( p_t^{(j),u,k} e^{\gamma^{(i)} \frac{\theta^{(i)}}{N} \pi_t^{(j)}(u_t^{(j)} - 1)} + p_t^{(j),d,k} e^{\gamma^{(i)} \frac{\theta^{(i)}}{N} \pi_t^{(j)}(d_t^{(j)} - 1)} \right) \mathbb{1}_{\{\xi_t^{cn}=k\}}, \quad k = 0, 1. \end{aligned}$$

After introducing the simpler notation

$$\begin{aligned} C_{jt}^{(i),1} &= p_t^{(j),u,1} e^{\gamma^{(i)} \frac{\theta^{(i)}}{N} \pi_t^{(j)}(u_t^{(j)} - 1)} + p_t^{(j),d,1} e^{\gamma^{(i)} \frac{\theta^{(i)}}{N} \pi_t^{(j)}(d_t^{(j)} - 1)}, \\ C_{jt}^{(i),0} &= p_t^{(j),u,0} e^{\gamma^{(i)} \frac{\theta^{(i)}}{N} \pi_t^{(j)}(u_t^{(j)} - 1)} + p_t^{(j),d,0} e^{\gamma^{(i)} \frac{\theta^{(i)}}{N} \pi_t^{(j)}(d_t^{(j)} - 1)}, \end{aligned}$$



we then have

$$f(\pi_t^{(i)}) = -p_t^{cn} \prod_{j \neq i} C_{jt}^{(i),1} \left[ p_t^{(i),u,1} e^{-\gamma^{(i)}(1-\frac{\theta^{(i)}}{N})\pi_t^{(i)}(u_t^{(i)}-1)} + p_t^{(i),d,1} e^{-\gamma^{(i)}(1-\frac{\theta^{(i)}}{N})\pi_t^{(i)}(d_t^{(i)}-1)} \right] \\ - (1-p_t^{cn}) \prod_{j \neq i} C_{jt}^{(i),0} \left[ p_t^{(i),u,0} e^{-\gamma^{(i)}(1-\frac{\theta^{(i)}}{N})\pi_t^{(i)}(u_t^{(i)}-1)} + p_t^{(i),d,0} e^{-\gamma^{(i)}(1-\frac{\theta^{(i)}}{N})\pi_t^{(i)}(d_t^{(i)}-1)} \right].$$

Differentiating over  $\pi_t^{(i)}$  yields

$$f'(\pi_t^{(i)}) = \gamma^{(i)}(1-\frac{\theta^{(i)}}{N})(u_t^{(i)}-1)e^{-\gamma^{(i)}(1-\frac{\theta^{(i)}}{N})\pi_t^{(i)}(u_t^{(i)}-1)} \\ \times \left[ p_t^{cn} \prod_{j \neq i} C_{jt}^{(i),1} p_t^{(i),u,1} + (1-p_t^{cn}) \prod_{j \neq i} C_{jt}^{(i),0} p_t^{(i),u,0} \right] \\ + \gamma^{(i)}(1-\frac{\theta^{(i)}}{N})(d_t^{(i)}-1)e^{-\gamma^{(i)}(1-\frac{\theta^{(i)}}{N})\pi_t^{(i)}(d_t^{(i)}-1)} \\ \times \left[ p_t^{cn} \prod_{j \neq i} C_{jt}^{(i),1} p_t^{(i),d,1} + (1-p_t^{cn}) \prod_{j \neq i} C_{jt}^{(i),0} p_t^{(i),d,0} \right].$$

By solving  $f'(\pi_t^{(i),*}) = 0$ , we obtain the optimal strategy

$$\pi_t^{(i),*} = \frac{1}{\gamma^{(i)}(1-\frac{\theta^{(i)}}{N})(u_t^{(i)}-d_t^{(i)})} \ln \frac{(1-q_t^{(i)}) \left[ p_t^{cn} \prod_{j \neq i} C_{jt}^{(i),1} p_t^{(i),u,1} + (1-p_t^{cn}) \prod_{j \neq i} C_{jt}^{(i),0} p_t^{(i),u,0} \right]}{q_t^{(i)} \left[ p_t^{cn} \prod_{j \neq i} C_{jt}^{(i),1} p_t^{(i),d,1} + (1-p_t^{cn}) \prod_{j \neq i} C_{jt}^{(i),0} p_t^{(i),d,0} \right]}.$$

Since  $f''(\pi_t^{(i)}) < 0$ ,  $\pi_t^{(i),*}$  is indeed the strategy that maximizes  $f(\pi_t^{(i)})$ , and we have, by plugging

$\pi_t^{(i),*}$  back in function  $f(\pi_t^{(i)})$ ,

$$\begin{aligned}
 f(\pi_t^{(i),*}) = & - \left( p_t^{(i),u,1} p_t^{cn} \prod_{j \neq i} C_{jt}^{(i),1} + p_t^{(i),u,0} (1 - p_t^{cn}) \prod_{j \neq i} C_{jt}^{(i),0} \right) \\
 & \times \left( \frac{q_t^{(i)} \left[ p_t^{cn} \prod_{j \neq i} C_{jt}^{(i),1} p_t^{(i),d,1} + (1 - p_t^{cn}) \prod_{j \neq i} C_{jt}^{(i),0} p_t^{(i),d,0} \right]}{(1 - q_t^{(i)}) \left[ p_t^{cn} \prod_{j \neq i} C_{jt}^{(i),1} p_t^{(i),u,1} + (1 - p_t^{cn}) \prod_{j \neq i} C_{jt}^{(i),0} p_t^{(i),u,0} \right]} \right)^{1 - q_t^{(i)}} \\
 & - \left( p_t^{(i),d,1} p_t^{cn} \prod_{j \neq i} C_{jt}^{(i),1} + p_t^{(i),d,0} (1 - p_t^{cn}) \prod_{j \neq i} C_{jt}^{(i),0} \right) \\
 & \times \left( \frac{q_t^{(i)} \left[ p_t^{cn} \prod_{j \neq i} C_{jt}^{(i),1} p_t^{(i),d,1} + (1 - p_t^{cn}) \prod_{j \neq i} C_{jt}^{(i),0} p_t^{(i),d,0} \right]}{(1 - q_t^{(i)}) \left[ p_t^{cn} \prod_{j \neq i} C_{jt}^{(i),1} p_t^{(i),u,1} + (1 - p_t^{cn}) \prod_{j \neq i} C_{jt}^{(i),0} p_t^{(i),u,0} \right]} \right)^{-q_t^{(i)}}.
 \end{aligned}$$

It naturally follows that  $f(\pi_t^{(i),*}) = - \left( A_t^{1(i)} B_t^{1(i)} + A_t^{2(i)} B_t^{2(i)} \right)$  by letting  $A_t^{1(i)}$ ,  $A_t^{2(i)}$ ,  $B_t^{1(i)}$  and  $B_t^{2(i)}$  be given by (6), (7), (8) and (9).  $\square$

We continue with the proof of Theorem 1.

Conditions (i) and (ii) of Definition 1 follow directly. Indeed, let  $\tilde{x} \in \mathbb{R}$ , we first note that for any  $t \in \mathbb{N}$ , the sequences  $(A_n^{1(i)})_{n=1}^t$ ,  $(A_n^{2(i)})_{n=1}^t$ ,  $(B_n^{1(i)})_{n=1}^t$ ,  $(B_n^{2(i)})_{n=1}^t$ ,  $(C_{jn}^{(i),0})_{n=1}^t$  and  $(C_{jn}^{(i),1})_{n=1}^t$  are all Borel-measurable functions of the competitor policies  $(\pi_n^{(j),*})_{n=1}^t$  and market parameters  $(p_n^{(k),1})_{n=1}^t$ ,  $(p_n^{(k),0})_{n=1}^t$ ,  $(u_n^{(k)})_{n=1}^t$ ,  $(d_n^{(k)})_{n=1}^t$ ,  $k = 1, \dots, N$  which are  $\mathcal{F}_{t-1}$ -measurable. It then follows that  $U_t^{(i)}(\tilde{x})$  given by (10) is  $\mathcal{F}_{t-1}$ -measurable.

Next, we show Condition (iii) of Definition 1. Let  $j \in \{1, \dots, N\}$ ,  $t \in \mathbb{N}$ , and  $X^{(j),*} \in \mathcal{X}^{(j)}(x)$  with  $\pi^{(j),*}$  for all  $j \neq i$  be given as in the theorem. Consider an arbitrary  $X^{(i)} \in \mathcal{X}^{(i)}(\tilde{x}^{(i)})$  and admissible strategy  $\pi^{(i)}$ . We must show that

$$U_t^{(i)}(\tilde{X}_t^{(i)}) \geq \mathbb{E} \left[ - \frac{e^{-\gamma^{(i)} \tilde{X}_{t+1}^{(i)}}}{\prod_{n=1}^{t+1} (A_n^{1(i)} B_n^{1(i)} + A_n^{2(i)} B_n^{2(i)})} \middle| \mathcal{F}_t \right],$$

with now the  $\pi_t^{(j)}$  in computing  $A_n^{1(i)}, A_n^{2(i)}, B_n^{1(i)}$  and  $B_n^{2(i)}$  being replaced by  $\pi_t^{(j),*}$ .

Straightforward computation shows

$$\begin{aligned}
 & \mathbb{E} \left[ \frac{e^{-\gamma^{(i)} \tilde{X}_{t+1}^{(i)}}}{\prod_{n=1}^{t+1} (A_n^{1(i)} B_n^{1(i)} + A_n^{2(i)} B_n^{2(i)})} \middle| \mathcal{F}_t \right] \\
 &= \mathbb{E} \left[ \frac{e^{-\gamma^{(i)} (1 - \frac{\theta^{(i)}}{N}) (X_t^{(i)} + \pi_{t+1}^{(i)} (R_{t+1}^{(i)} - 1)) - \frac{\theta^{(i)}}{N} \sum_{j \neq i} X_t^{(j),*} + \pi_{t+1}^{(j),*} (R_{t+1}^{(j)} - 1)}}{\prod_{n=1}^{t+1} (A_n^{1(i)} B_n^{1(i)} + A_n^{2(i)} B_n^{2(i)})} \middle| \mathcal{F}_t \right] \\
 &= -e^{-\gamma^{(i)} [(1 - \frac{\theta^{(i)}}{N}) X_t^{(i)} - \frac{\theta^{(i)}}{N} \sum_{j \neq i} X_t^{(j)}]} \mathbb{E} \left[ \frac{e^{-\gamma^{(i)} (1 - \frac{\theta^{(i)}}{N}) \pi_{t+1}^{(i)} (R_{t+1}^{(i)} - 1) - \frac{\theta^{(i)}}{N} \sum_{j \neq i} \pi_{t+1}^{(j),*} (R_{t+1}^{(j)} - 1)}}{(A_{t+1}^{1(i)} B_{t+1}^{1(i)} + A_{t+1}^{2(i)} B_{t+1}^{2(i)})} \middle| \mathcal{F}_t \right] \\
 &= U_t^{(i)}(\tilde{X}_t^{(i)}) \mathbb{E} \left[ \frac{e^{-\gamma^{(i)} (1 - \frac{\theta^{(i)}}{N}) \pi_{t+1}^{(i)} (R_{t+1}^{(i)} - 1) - \frac{\theta^{(i)}}{N} \sum_{j \neq i} \pi_{t+1}^{(j),*} (R_{t+1}^{(j)} - 1)}}{(A_{t+1}^{1(i)} B_{t+1}^{1(i)} + A_{t+1}^{2(i)} B_{t+1}^{2(i)})} \middle| \mathcal{F}_t \right].
 \end{aligned}$$

Hence, it remains to show that

$$1 \leq \frac{1}{(A_{t+1}^{1(i)} B_{t+1}^{1(i)} + A_{t+1}^{2(i)} B_{t+1}^{2(i)})} \mathbb{E} \left[ e^{-\gamma^{(i)} (1 - \frac{\theta^{(i)}}{N}) \pi_{t+1}^{(i)} (R_{t+1}^{(i)} - 1) - \frac{\theta^{(i)}}{N} \sum_{j \neq i} \pi_{t+1}^{(j),*} (R_{t+1}^{(j)} - 1)} \middle| \mathcal{F}_t \right],$$

which is equivalent to

$$\mathbb{E} \left[ -e^{-\gamma^{(i)} (1 - \frac{\theta^{(i)}}{N}) \pi_{t+1}^{(i)} (R_{t+1}^{(i)} - 1) - \frac{\theta^{(i)}}{N} \sum_{j \neq i} \pi_{t+1}^{(j),*} (R_{t+1}^{(j)} - 1)} \middle| \mathcal{F}_t \right] \leq -(A_{t+1}^{1(i)} B_{t+1}^{1(i)} + A_{t+1}^{2(i)} B_{t+1}^{2(i)}),$$

The above easily follows using Lemma 4.

To show Condition (iv), we let  $X_t^{(i),*}$ ,  $t \in \mathbb{N}_0$ , be given by (12). We need to establish

$$-\frac{e^{-\gamma^{(i)} \tilde{X}_t^{(i),*}}}{\prod_{n=1}^t (A_n^{1(i)} B_n^{1(i)} + A_n^{2(i)} B_n^{2(i)})} = \mathbb{E} \left[ -\frac{e^{-\gamma^{(i)} \tilde{X}_{t+1}^{(i),*}}}{\prod_{n=1}^{t+1} (A_n^{1(i)} B_n^{1(i)} + A_n^{2(i)} B_n^{2(i)})} \middle| \mathcal{F}_t \right].$$

Since  $X_{t+1}^{(i),*} = X_t^{(i),*} + \pi_{t+1}^{(i),*} (R_{t+1}^{(i)} - 1)$  and thus  $\tilde{X}_{t+1}^{(i),*} = \tilde{X}_t^{(i),*} + (1 - \frac{\theta^{(i)}}{N}) \pi_{t+1}^{(i),*} (R_{t+1}^{(i)} - 1) -$

$\frac{\theta^{(i)}}{N} \sum_{k \neq m} \pi_{t+1}^{(k),*} (R_{t+1}^{(k)} - 1)$ , the above equality reduces to

$$1 = \mathbb{E} \left[ \frac{e^{-\gamma^{(i)} \left( (1 - \frac{\theta^{(i)}}{N}) \pi_{t+1}^{(i),*} (R_{t+1}^{(i)} - 1) - \frac{\theta^{(i)}}{N} \sum_{k \neq m} \pi_{t+1}^{(k),*} (R_{t+1}^{(k)} - 1) \right)}}{(A_{t+1}^{1(i)} B_{t+1}^{1(i)} + A_{t+1}^{2(i)} B_{t+1}^{2(i)})} \middle| \mathcal{F}_t \right].$$

This then directly follows with Lemma 4.  $\square$

## C Proof of Theorem 2

When  $y_t = 0$ , we have

$$\begin{aligned} f(0) &= \frac{1 - q_t \frac{p_t^{u,1} p_t^{cn} \left( \frac{p_t^{d,1}}{p_t^{d,0}} \right)^{N-1} + p_t^{u,0} (1 - p_t^{cn})}{q_t \frac{p_t^{d,1} p_t^{cn} \left( \frac{p_t^{d,1}}{p_t^{d,0}} \right)^{N-1} + p_t^{d,0} (1 - p_t^{cn})}}{=} \\ &= \frac{1 - q_t}{q_t} \left[ -1 + \frac{p_t^{cn} \left( \frac{p_t^{d,1}}{p_t^{d,0}} \right)^{N-1} + (1 - p_t^{cn})}{p_t^{d,1} p_t^{cn} \left( \frac{p_t^{d,1}}{p_t^{d,0}} \right)^{N-1} + p_t^{d,0} (1 - p_t^{cn})} \right] > 0, \end{aligned}$$

when  $y_t \rightarrow +\infty$ , we have

$$f(+\infty) = \frac{1 - q_t \frac{p_t^{u,1} p_t^{cn} \left( \frac{p_t^{u,1}}{p_t^{u,0}} \right)^{N-1} + p_t^{u,0} (1 - p_t^{cn})}{q_t \frac{p_t^{d,1} p_t^{cn} \left( \frac{p_t^{u,1}}{p_t^{u,0}} \right)^{N-1} + p_t^{d,0} (1 - p_t^{cn})}}{=} < +\infty.$$

Next we compute the first and the second order derivatives with respect to  $f(y_t)$ , since  $f(y_t)$  can be expressed by  $f(y_t) = \frac{1 - q_t}{q_t} g_1(g_2(y_t))$ , where  $g_1(x) = \frac{p_t^{u,1} p_t^{cn} x + p_t^{u,0} (1 - p_t^{cn})}{p_t^{d,1} p_t^{cn} x + p_t^{d,0} (1 - p_t^{cn})}$ , and  $g_2(x) = \left( \frac{p_t^{u,1} x^{\frac{\theta}{N-\theta}} + p_t^{d,1}}{p_t^{u,0} x^{\frac{\theta}{N-\theta}} + p_t^{d,0}} \right)^{N-1}$ , then we have

$$f'(y_t) = \frac{1 - q_t}{q_t} g_1'(g_2(y_t)) g_2'(y_t),$$

and

$$f''(y_t) = \frac{1 - q_t}{q_t} \left[ g_1''(g_2(y_t))(g_2'(y_t))^2 + g_1'(g_2(y_t))g_2''(y_t) \right].$$

It is easy to see that  $g_1'(x) = (1 - p_t^{cn})p_t^{cn} \frac{p_t^{u,1} p_t^{d,0} - p_t^{u,0} p_t^{d,1}}{(p_t^{d,1} x + p_t^{d,0}(1 - p_t^{cn}))^2} > 0$ ,  $g_1''(x) = -2p_t^{d,1}(1 - p_t^{cn})p_t^{cn} \frac{p_t^{u,1} p_t^{d,0} - p_t^{u,0} p_t^{d,1}}{(p_t^{d,1} x + p_t^{d,0}(1 - p_t^{cn}))^3} < 0$ ,

$$g_2'(x) = (N - 1) \frac{\theta}{N - \theta} (p_t^{u,1} - p_t^{u,0}) x^{\frac{\theta}{N-\theta} - 1} \frac{\left( p_t^{u,1} x^{\frac{\theta}{N-\theta}} + p_t^{d,1} \right)^{N-2}}{\left( p_t^{u,0} x^{\frac{\theta}{N-\theta}} + p_t^{d,0} \right)^N} > 0,$$

and

$$g_2''(x) = \frac{\theta(N - 1)(p_t^{u,1} - p_t^{u,0}) \left( p_t^{u,1} x^{\frac{\theta}{N-\theta}} + p_t^{d,1} \right)^{N-3} x^{\frac{\theta}{N-\theta} - 2} (A(x) + B(x) + C(x))}{(N - \theta) \left( p_t^{u,0} x^{\frac{\theta}{N-\theta}} + p_t^{d,0} \right)^{N+1}},$$

where

$$A(x) = (N - 2) \frac{\theta}{N - \theta} x^{\frac{\theta}{N-\theta}} p_t^{u,1} \left( p_t^{u,0} x^{\frac{\theta}{N-\theta}} + p_t^{d,0} \right),$$

$$B(x) = \left( \frac{\theta}{N - \theta} - 1 \right) \left( p_t^{u,0} x^{\frac{\theta}{N-\theta}} + p_t^{d,0} \right) \left( p_t^{u,1} x^{\frac{\theta}{N-\theta}} + p_t^{d,1} \right),$$

and

$$C(x) = -\frac{N\theta}{N - \theta} x^{\frac{\theta}{N-\theta}} p_t^{u,0} \left( p_t^{u,1} x^{\frac{\theta}{N-\theta}} + p_t^{d,1} \right).$$

After some tedious computation, we finally have

$$\begin{aligned}
 & A(x) + B(x) + C(x) \\
 = & p_t^{u,1} p_t^{u,0} x^{\frac{2\theta}{N-\theta}} \left( -\frac{\theta}{N-\theta} - 1 \right) + p_t^{u,1} x^{\frac{\theta}{N-\theta}} \left( \frac{\theta(N-1)}{N-\theta} - 1 \right) + p_t^{u,0} x^{\frac{\theta}{N-\theta}} \left( -\frac{\theta(N-1)}{N-\theta} - 1 \right) \\
 & + 2p_t^{u,1} p_t^{u,0} x^{\frac{\theta}{N-\theta}} + p_t^{d,1} p_t^{d,0} \left( \frac{\theta}{N-\theta} - 1 \right).
 \end{aligned}$$

Since  $(\frac{\theta(N-1)}{N-\theta} - 1) \leq 0$ , it implies

$$p_t^{u,1} x^{\frac{\theta}{N-\theta}} \left( \frac{\theta(N-1)}{N-\theta} - 1 \right) \leq p_t^{u,0} x^{\frac{\theta}{N-\theta}} \left( \frac{\theta(N-1)}{N-\theta} - 1 \right),$$

and furthermore

$$\begin{aligned}
 & p_t^{u,1} x^{\frac{\theta}{N-\theta}} \left( \frac{\theta(N-1)}{N-\theta} - 1 \right) + p_t^{u,0} x^{\frac{\theta}{N-\theta}} \left( -\frac{\theta(N-1)}{N-\theta} - 1 \right) + 2p_t^{u,1} p_t^{u,0} x^{\frac{\theta}{N-\theta}} \\
 \leq & 2(p_t^{u,1} - 1) p_t^{u,0} x^{\frac{\theta}{N-\theta}} < 0,
 \end{aligned}$$

$A(x) + B(x) + C(x)$  must be negative as the first and the fifth term are negative. Overall,  $g_2''(x) < 0$ , which means  $f'(y_t) > 0$ , and  $f''(y_t) < 0 = h''(y_t)$ . We also know from above computation that  $f(0) > h(0)$  and  $f(+\infty) < h(+\infty) = +\infty$ , hence there must exist a positive point  $y_t^*$  such that  $f(y_t^*) = h(y_t^*)$ , and the solution to  $f(y_t) = h(y_t)$  is unique because  $f''(y_t) < h''(y_t) = 0$ ,  $f(y_t)$  cannot exceed  $h(x)$  anymore after the first intersection.

Therefore, we have proved the existence and uniqueness of the solution to equation (14).

Reverting to the original variable, we obtain the equilibrium strategy given by (15).  $\square$

## D Proof of Lemma 1

We see that (16) is equivalent to equation

$$\begin{aligned} & y^{\frac{(2-\theta^{(1)})\gamma^{(1)}}{\theta^{(2)}\gamma^{(2)}}} \left( p_t^1 \left( \frac{(1-q_t^{(2)})(p_t^0 y + p_t^1)}{q_t^{(2)}(p_t^2 y + p_t^3)} \right)^{\frac{\gamma^{(1)}\theta^{(1)}}{\gamma^{(2)}(2-\theta^{(2)})}} + p_t^3 \right) \\ &= \frac{(1-q_t^{(1)})}{q_t^{(1)}} \times \left( p_t^0 \left( \frac{(1-q_t^{(2)})y + p_t^1}{q_t^{(2)}(p_t^2 y + p_t^3)} \right)^{\frac{\gamma^{(1)}\theta^{(1)}}{\gamma^{(2)}(2-\theta^{(2)})}} + p_t^2 \right), \end{aligned}$$

which can be transformed to

$$\begin{aligned} & \left( \frac{(1-q_t^{(2)})(p_t^0 y + p_t^1)}{q_t^{(2)}(p_t^2 y + p_t^3)} \right)^{\frac{\gamma^{(1)}\theta^{(1)}}{\gamma^{(2)}(2-\theta^{(2)})}} \left( p_t^1 y^{\frac{(2-\theta^{(1)})\gamma^{(1)}}{\theta^{(2)}\gamma^{(2)}}} - \frac{p_t^0(1-q_t^{(1)})}{q_t^{(1)}} \right) \\ &= -p_t^3 y^{\frac{(2-\theta^{(1)})\gamma^{(1)}}{\theta^{(2)}\gamma^{(2)}}} + \frac{p_t^2(1-q_t^{(1)})}{q_t^{(1)}}. \end{aligned}$$

Thus, (16) is equivalent to

$$\left( \frac{(1-q_t^{(2)})(p_t^0 y + p_t^1)}{q_t^{(2)}(p_t^2 y + p_t^3)} \right)^{\frac{\gamma^{(1)}\theta^{(1)}}{\gamma^{(2)}(2-\theta^{(2)})}} = \frac{\frac{p_t^2(1-q_t^{(1)})}{q_t^{(1)}} - p_t^3 y^{\frac{(2-\theta^{(1)})\gamma^{(1)}}{\theta^{(2)}\gamma^{(2)}}}}{-\frac{p_t^0(1-q_t^{(1)})}{q_t^{(1)}} + p_t^1 y^{\frac{(2-\theta^{(1)})\gamma^{(1)}}{\theta^{(2)}\gamma^{(2)}}}}.$$

Define the LHS and RHS by

$$L(y) = \left( \frac{(1-q_t^{(2)})(p_t^0 y + p_t^1)}{q_t^{(2)}(p_t^2 y + p_t^3)} \right)^{\frac{\gamma^{(1)}\theta^{(1)}}{\gamma^{(2)}(2-\theta^{(2)})}} \quad \text{and} \quad R(y) = \frac{\frac{p_t^2(1-q_t^{(1)})}{q_t^{(1)}} - p_t^3 y^{\frac{(2-\theta^{(1)})\gamma^{(1)}}{\theta^{(2)}\gamma^{(2)}}}}{-\frac{p_t^0(1-q_t^{(1)})}{q_t^{(1)}} + p_t^1 y^{\frac{(2-\theta^{(1)})\gamma^{(1)}}{\theta^{(2)}\gamma^{(2)}}}}.$$

Since  $0 < \theta_j, \theta_i < 1$ , the exponents  $\frac{\gamma^{(1)}\theta^{(1)}}{\gamma^{(2)}(2-\theta^{(2)})}$  and  $\frac{(2-\theta^{(1)})\gamma^{(1)}}{\theta^{(2)}\gamma^{(2)}}$  are strictly positive. Thus,  $L(y) > 0$  any  $y > 0$ ,  $R(y)$  converges to  $-\frac{p_t^2}{p_t^0}$  when  $y \rightarrow 0$ , and  $R(y)$  converges to  $-\frac{p_t^3}{p_t^1}$  when  $y \rightarrow +\infty$ .

Their derivatives are

$$L'(y) = \frac{\gamma^{(1)}\theta^{(1)}}{\gamma^{(2)}(2-\theta^{(2)})} \left( \frac{(1-q_t^{(2)})(p_t^0 y + p_t^1)}{q_t^{(2)}(p_t^2 y + p_t^3)} \right)^{\frac{\gamma^{(1)}\theta^{(1)}}{\gamma^{(2)}(2-\theta^{(2)})}-1} \frac{(1-q_t^{(2)})(p_t^0 p_t^3 - p_t^1 p_t^2)}{q_t^{(2)}(p_t^2 y + p_t^3)^2},$$

and

$$R'(y) = \frac{(p_t^0 p_t^3 - p_t^1 p_t^2) \frac{(2-\theta^{(1)})\gamma^{(1)}}{\theta^{(2)}\gamma^{(2)}} y^{\frac{(2-\theta^{(1)})\gamma^{(1)}}{\theta^{(2)}\gamma^{(2)}}-1} \frac{1-q_t^{(1)}}{q_t^{(1)}}}{\left( -\frac{p_t^0(1-q_t^{(1)})}{q_t^{(1)}} + p_t^1 y^{\frac{(2-\theta^{(1)})\gamma^{(1)}}{\theta^{(2)}\gamma^{(2)}}} \right)^2}.$$

Furthermore,

$$p_t^0 p_t^3 - p_t^1 p_t^2 = p_t^{cn} (1 - p_t^{cn}) \left( p_t^{(2),u,1} p_t^{(2),d,0} - p_t^{(2),u,0} p_t^{(2),d,1} \right) \left( p_t^{(1),u,1} p_t^{(1),d,0} - p_t^{(1),u,0} p_t^{(1),d,1} \right).$$

Notice that  $p_t^{(1),u,1} p_t^{(1),d,0} - p_t^{(1),u,0} p_t^{(1),d,1} > 0$ ,  $p_t^{(2),u,1} p_t^{(2),d,0} - p_t^{(2),u,0} p_t^{(2),d,1} > 0$ . Hence,  $p_t^0 p_t^3 - p_t^1 p_t^2 > 0$ , both  $L(y)$  and  $R(y)$  are increasing.

However, there exists a singular point for  $R(y)$  when the denominator equals zero, i.e.,  $-\frac{p_t^0(1-q_t^{(1)})}{q_t^{(1)}} + p_t^1 y^{\frac{(2-\theta^{(1)})\gamma^{(1)}}{\theta^{(2)}\gamma^{(2)}}} = 0$ , and  $y = \left( \frac{p_t^0(1-q_t^{(1)})}{p_t^1 q_t^{(1)}} \right)^{\frac{\theta^{(2)}\gamma^{(2)}}{(2-\theta^{(1)})\gamma^{(1)}}}$ . Thus the value of  $R(y)$  tends to  $+\infty$  from the left of this singular point and tends to  $-\infty$  from the right of this singular point. Hence, there must exist a point  $y^* > 0$  where  $L(y) = R(y)$ , and  $y_t^* < \left( \frac{p_t^0(1-q_t^{(1)})}{p_t^1 q_t^{(1)}} \right)^{\frac{\theta^{(2)}\gamma^{(2)}}{(2-\theta^{(1)})\gamma^{(1)}}}$ .  $\square$

As a complement to the proof, we present the graph below as an example which helps to visualize the relationship between  $L(y)$  and  $R(y)$ .



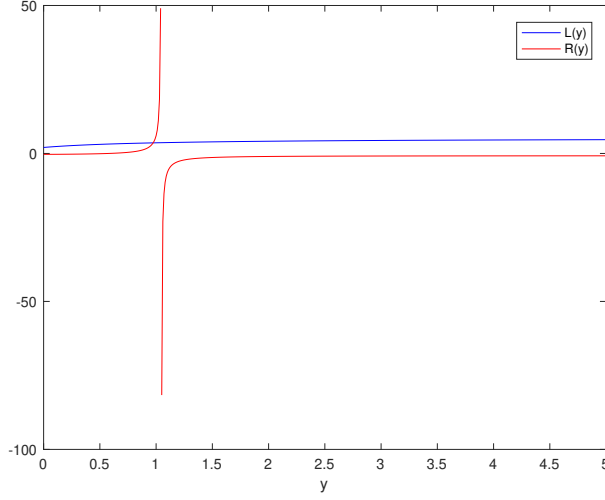


Figure 7: The comparison between  $L(y)$  and  $R(y)$

## E Proof of Theorem 3

From Theorem 1, the system of 2 equations (11) which needs to be solved for the 2-agent game over trading period  $[t - 1, t)$  is

$$\pi_t^{(1),*} = \frac{1}{\gamma^{(1)}(1 - \frac{\theta^{(1)}}{2})(u_t^{(1)} - d_t^{(1)})} \ln \frac{(1 - q_t^{(1)}) \left( p_t^0 e^{\gamma^{(1)} \frac{\theta^{(1)}}{2} \pi_t^{(2),*} (u_t^{(2)} - 1)} + p_t^2 e^{\gamma^{(1)} \frac{\theta^{(1)}}{2} \pi_t^{(2),*} (d_t^{(2)} - 1)} \right)}{q_t^{(1)} \left( p_t^1 e^{\gamma^{(1)} \frac{\theta^{(1)}}{2} \pi_t^{(2),*} (u_t^{(2)} - 1)} + p_t^3 e^{\gamma^{(1)} \frac{\theta^{(1)}}{2} \pi_t^{(2),*} (d_t^{(2)} - 1)} \right)},$$

$$\pi_t^{(2),*} = \frac{1}{\gamma^{(2)}(1 - \frac{\theta^{(2)}}{2})(u_t^{(2)} - d_t^{(2)})} \ln \frac{(1 - q_t^{(2)}) \left( p_t^0 e^{\gamma^{(2)} \frac{\theta^{(2)}}{2} \pi_t^{(1),*} (u_t^{(1)} - 1)} + p_t^1 e^{\gamma^{(2)} \frac{\theta^{(2)}}{2} \pi_t^{(1),*} (d_t^{(1)} - 1)} \right)}{q_t^{(2)} \left( p_t^2 e^{\gamma^{(2)} \frac{\theta^{(2)}}{2} \pi_t^{(1),*} (u_t^{(1)} - 1)} + p_t^3 e^{\gamma^{(2)} \frac{\theta^{(2)}}{2} \pi_t^{(1),*} (d_t^{(1)} - 1)} \right)}.$$

By solving the system of the above two equations of unknowns  $\pi_t^{(1),*}$  and  $\pi_t^{(2),*}$ , and writing  $A_1 = \gamma^{(2)} \frac{\theta^{(2)}}{2} (u_t^{(1)} - 1)$ ,  $A_2 = \gamma^{(2)} \frac{\theta^{(2)}}{2} (d_t^{(1)} - 1)$ ,  $B_1 = \gamma^{(1)} \frac{\theta^{(1)}}{2} (u_t^{(2)} - 1)$ ,  $B_2 = \gamma^{(1)} \frac{\theta^{(1)}}{2} (d_t^{(2)} - 1)$ ,  $C_1 = \gamma^{(2)} (1 - \frac{\theta^{(2)}}{2})(u_t^{(2)} - d_t^{(2)})$ , and  $C_2 = \gamma^{(1)} (1 - \frac{\theta^{(1)}}{2})(u_t^{(1)} - d_t^{(1)})$  to simplify notation, we obtain

the following equation with unknown  $x := \pi_t^{(1),*}$

$$x = \frac{1}{C_2} \ln \frac{(1 - q_t^{(1)}) \left( p_t^0 e^{\frac{B_1}{C_1} \ln \frac{(1-q_t^{(2)})(p_t^0 e^{A_1 x} + p_t^1 e^{A_2 x})}{q_t^{(2)}(p_t^2 e^{A_1 x} + p_t^3 e^{A_2 x})}} + p_t^2 e^{\frac{B_2}{C_1} \ln \frac{(1-q_t^{(2)})(p_t^0 e^{A_1 x} + p_t^1 e^{A_2 x})}{q_t^{(2)}(p_t^2 e^{A_1 x} + p_t^3 e^{A_2 x})}} \right)}{q_t^{(1)} \left( p_t^1 e^{\frac{B_1}{C_1} \ln \frac{(1-q_t^{(2)})(p_t^0 e^{A_1 x} + p_t^1 e^{A_2 x})}{q_t^{(2)}(p_t^2 e^{A_1 x} + p_t^3 e^{A_2 x})}} + p_t^3 e^{\frac{B_2}{C_1} \ln \frac{(1-q_t^{(2)})(p_t^0 e^{A_1 x} + p_t^1 e^{A_2 x})}{q_t^{(2)}(p_t^2 e^{A_1 x} + p_t^3 e^{A_2 x})}} \right)}.$$

This is equivalent to

$$e^x = \left( \frac{(1 - q_t^{(1)}) \left( p_t^0 e^{\frac{B_1 - B_2}{C_1} \ln \frac{(1-q_t^{(2)})(p_t^0 e^{(A_1 - A_2)x} + p_t^1)}{q_t^{(2)}(p_t^2 e^{(A_1 - A_2)x} + p_t^3)}} + p_t^2 \right)}{q_t^{(1)} \left( p_t^1 e^{\frac{B_1 - B_2}{C_1} \ln \frac{(1-q_t^{(2)})(p_t^0 e^{(A_1 - A_2)x} + p_t^1)}{q_t^{(2)}(p_t^2 e^{(A_1 - A_2)x} + p_t^3)}} + p_t^3 \right)} \right)^{\frac{1}{C_2}}.$$

After a further change of variable  $y = e^{(A_1 - A_2)x}$ , we have

$$y^{\frac{C_2}{A_1 - A_2}} = \frac{(1 - q_t^{(1)}) \left( p_t^0 e^{\frac{B_1 - B_2}{C_1} \ln \frac{(1-q_t^{(2)})(p_t^0 y + p_t^1)}{q_t^{(2)}(p_t^2 y + p_t^3)}} + p_t^2 \right)}{q_t^{(1)} \left( p_t^1 e^{\frac{B_1 - B_2}{C_1} \ln \frac{(1-q_t^{(2)})(p_t^0 y + p_t^1)}{q_t^{(2)}(p_t^2 y + p_t^3)}} + p_t^3 \right)}.$$

We note that the equation above is exactly the same as equation (16). Furthermore, by Lemma 1, equation (16) has a unique positive solution  $y_t^*$ . We can then express  $\pi_t^{(1),*}$  in terms of  $y_t^*$  with the relationship given in (17). By this representation, the equilibrium strategy of agent 2 can be accordingly simplified to (18).  $\square$

## F Proof of Lemma 2

For any fixed  $\omega \in \Omega$ , we have after taking derivative against  $y \in \mathbb{R}$  that

$$\begin{aligned} F'_y(t, y, \omega) &= \mathbb{E} \left[ \frac{(\Delta_t^1 - \Delta_t^0)}{\gamma(u_t - d_t)} \left( \frac{\frac{p_t^{cn}}{1-p_t^{cn}} e^{\gamma\theta y} + \frac{p_t^{d,0}}{p_t^{d,1}}}{\frac{p_t^{cn}}{1-p_t^{cn}} e^{\gamma\theta y} + \frac{p_t^{u,0}}{p_t^{u,1}}} - \frac{\frac{p_t^{cn}}{1-p_t^{cn}} \gamma\theta e^{\gamma\theta y} \left( \frac{p_t^{u,0}}{p_t^{u,1}} - \frac{p_t^{d,0}}{p_t^{d,1}} \right)}{\left( \frac{p_t^{cn}}{1-p_t^{cn}} e^{\gamma\theta y} + \frac{p_t^{d,0}}{p_t^{d,1}} \right)^2} \right) \middle| \mathcal{F}_{t-1}^{CN} \right] \\ &= \mathbb{E} \left[ \frac{(\Delta_t^1 - \Delta_t^0)}{\gamma(u_t - d_t)} \frac{\frac{p_t^{cn}}{1-p_t^{cn}} \gamma\theta e^{\gamma\theta y} \left( \frac{p_t^{d,0}}{p_t^{d,1}} - \frac{p_t^{u,0}}{p_t^{u,1}} \right)}{\left( \frac{p_t^{cn}}{1-p_t^{cn}} e^{\gamma\theta y} + \frac{p_t^{d,0}}{p_t^{d,1}} \right) \left( \frac{p_t^{cn}}{1-p_t^{cn}} e^{\gamma\theta y} + \frac{p_t^{u,0}}{p_t^{u,1}} \right)} \middle| \mathcal{F}_{t-1}^{CN} \right]. \end{aligned}$$

Under the assumption that the market performs better on  $\{\xi_t^{cn} = 1\}$  than on  $\{\xi_t^{cn} = 0\}$ , i.e.,  $p_t^{u,0} < p_t^{u,1}$ , it follows that  $\Delta_t^1 > \Delta_t^0$  and  $\frac{p_t^{d,0}}{p_t^{d,1}} - \frac{p_t^{u,0}}{p_t^{u,1}} > 0$ . We conclude that  $F'_y(t, y, \omega) > 0$  because the term inside the expectation is strictly positive. Furthermore,  $F'_y(t, y, \omega)$  can be written as

$$\begin{aligned} F'_y(t, y, \omega) &= \mathbb{E} \left[ \frac{\theta(\Delta_t^1 - \Delta_t^0)}{(u_t - d_t)} \frac{\left( \frac{p_t^{d,0}}{p_t^{d,1}} - \frac{p_t^{u,0}}{p_t^{u,1}} \right)}{\left( 1 + \frac{1-p_t^{cn}}{p_t^{cn}} e^{-\gamma\theta y} \frac{p_t^{d,0}}{p_t^{d,1}} \right) \left( \frac{p_t^{cn}}{1-p_t^{cn}} e^{\gamma\theta y} + \frac{p_t^{u,0}}{p_t^{u,1}} \right)} \middle| \mathcal{F}_{t-1}^{CN} \right] \\ &= \mathbb{E} \left[ \frac{\theta(\Delta_t^1 - \Delta_t^0)}{(u_t - d_t)} \frac{\left( \frac{p_t^{d,0}}{p_t^{d,1}} - \frac{p_t^{u,0}}{p_t^{u,1}} \right)}{\frac{p_t^{cn}}{1-p_t^{cn}} e^{\gamma\theta y} + \frac{p_t^{u,0}}{p_t^{u,1}} + \frac{p_t^{d,0}}{p_t^{d,1}} + \frac{1-p_t^{cn}}{p_t^{cn}} e^{-\gamma\theta y} \frac{p_t^{d,0}}{p_t^{d,1}} \frac{p_t^{u,0}}{p_t^{u,1}}} \middle| \mathcal{F}_{t-1}^{CN} \right]. \end{aligned}$$

Since  $\frac{p_t^{d,0}}{p_t^{d,1}} - \frac{p_t^{u,0}}{p_t^{u,1}} < \frac{p_t^{d,0}}{p_t^{d,1}} + \frac{p_t^{u,0}}{p_t^{u,1}}$ , and all other terms in the denominator are positive,

$$\frac{\frac{p_t^{d,0}}{p_t^{d,1}} - \frac{p_t^{u,0}}{p_t^{u,1}}}{\frac{p_t^{cn}}{1-p_t^{cn}} e^{\gamma\theta y} + \frac{p_t^{u,0}}{p_t^{u,1}} + \frac{p_t^{d,0}}{p_t^{d,1}} + \frac{1-p_t^{cn}}{p_t^{cn}} e^{-\gamma\theta y} \frac{p_t^{d,0}}{p_t^{d,1}} \frac{p_t^{u,0}}{p_t^{u,1}}} < 1.$$

In addition,  $\theta \in [0, 1]$ , and  $\frac{\Delta_t^1 - \Delta_t^0}{u_t - d_t} \in (0, 1)$  because  $d_t - 1 < \Delta_t^0 < \Delta_t^1 < u_t - 1$ , then  $F'_y(t, y, \omega) < 1$  follows.

Therefore, with  $t \in \mathbb{N}$  fixed, we are able to prove that  $0 < F'_y(t, y, \omega) < 1$  for any  $y \in \mathbb{R}$ , and since  $F(t, +\infty) = \phi_1$ , which is finite, the fixed point to equation (19) exists and is unique.

To ensure that the fixed point is positive we need to check the value of  $F(t, 0)$  given by

$$\begin{aligned}
 F(t, 0) &= \phi_1 + \mathbb{E} \left[ \frac{\Delta_t^1 - \Delta_t^0}{\gamma(u_t - d_t)} \ln \left( \frac{\frac{p_t^{cn}}{1-p_t^{cn}} e^{\gamma\theta y} + \frac{p_t^{u,0}}{p_t^{u,1}}}{\frac{p_t^{cn}}{1-p_t^{cn}} + \frac{p_t^{d,0}}{p_t^{d,1}}} \right) \middle| \mathcal{F}_{t-1}^{CN} \right] \\
 &= \mathbb{E} \left[ \frac{(\Delta_t^1 - \Delta_t^0)}{\gamma(u_t - d_t)} \ln \frac{1 - q_t \frac{p_t^{cn} p_t^{u,1}}{p_t^{cn} p_t^{d,1}} + (1 - p_t^{cn}) p_t^{u,0}}{q_t \frac{p_t^{cn} p_t^{d,1}}{p_t^{cn} p_t^{d,1}} + (1 - p_t^{cn}) p_t^{d,0}} \middle| \mathcal{F}_{t-1}^{CN} \right] \\
 &= \mathbb{E} \left[ \frac{(\Delta_t^1 - \Delta_t^0)}{\gamma(u_t - d_t)} \ln \frac{1 - q_t \frac{\mathbb{P}[R_t = u_t, \xi_t^{cn} = 1 | \mathcal{F}_{t-1}^{MF}] + \mathbb{P}[R_t = u_t, \xi_t^{cn} = 0 | \mathcal{F}_{t-1}^{MF}]}{\mathbb{P}[R_t = d_t, \xi_t^{cn} = 1 | \mathcal{F}_{t-1}^{MF}] + \mathbb{P}[R_t = d_t, \xi_t^{cn} = 0 | \mathcal{F}_{t-1}^{MF}]} \middle| \mathcal{F}_{t-1}^{CN} \right] \\
 &= \mathbb{E} \left[ \frac{(\Delta_t^1 - \Delta_t^0)}{\gamma(u_t - d_t)} \ln \frac{1 - q_t \frac{\mathbb{P}[R_t = u_t | \mathcal{F}_{t-1}^{MF}]}{\mathbb{P}[R_t = d_t | \mathcal{F}_{t-1}^{MF}]} \middle| \mathcal{F}_{t-1}^{CN} \right] > 0.
 \end{aligned}$$

Indeed, because the expected excess return is positive and the bond offers zero interest rate, we have  $\mathbb{E}[R_t - 1 | \mathcal{F}_{t-1}^{MF}] > 0$  and

$$\mathbb{P}[R_t = u_t | \mathcal{F}_{t-1}^{MF}](u_t - 1) + \mathbb{P}[R_t = d_t | \mathcal{F}_{t-1}^{MF}](d_t - 1) > 0.$$

Recalling that  $\frac{1-q_t}{q_t} = \frac{u_t-1}{1-d_t}$ , it then follows that

$$\ln \frac{1 - q_t \frac{\mathbb{P}[R_t = u_t | \mathcal{F}_{t-1}^{MF}]}{\mathbb{P}[R_t = d_t | \mathcal{F}_{t-1}^{MF}]} > 0.$$

The positiveness of the fixed point,  $y_t^*(\omega) > 0$  for almost all  $\omega \in \Omega$  is then a direct consequence of  $F(t, 0) > 0$ .

By the Banach fixed-point theorem, the fixed point can be found by iteration: Start with an arbitrary element  $y_t^0$ , let  $y_t^j(\omega) = F(t, y_t^{j-1}(\omega), \omega)$ ,  $j = 1, 2, \dots$ , and obtain  $\lim_{j \rightarrow \infty} y_t^j(\omega) = y_t^*(\omega)$ . Hence,  $y_t^*$  is  $\mathcal{F}_{t-1}^{CN}$ -measurable as the limit of a sequence of  $\mathcal{F}_{t-1}^{CN}$ -measurable random variables.  $\square$

## G Proof of Lemma 3

For the representative agent with type vector  $\psi_t$  the optimization problem over period  $[t-1, t)$ ,  $t \in \mathbb{N}$ , is given by

$$\begin{aligned}
 \sup_{\pi_t} \mathbb{E}[U_t(\tilde{X}_t) | \mathcal{F}_{t-1}^{MF}] &= \sup_{\pi_t} \mathbb{E}[-e^{-\gamma(X_t - \theta \bar{X}_t)} | \mathcal{F}_{t-1}^{MF}] \\
 &= \sup_{\pi_t} \mathbb{E} \left[ \mathbb{E}[-e^{-\gamma(X_t - \theta \bar{X}_t)} | \mathcal{F}_{t-1}^{MF} \vee \sigma(\xi_t^{cn})] | \mathcal{F}_{t-1}^{MF} \right] \\
 &= \sup_{\pi_t} \mathbb{E} \left[ \mathbb{E}[-e^{-\gamma X_t} | \mathcal{F}_{t-1}^{MF} \vee \sigma(\xi_t^{cn})] \mathbb{E}[e^{\gamma \theta \bar{X}_t} | \mathcal{F}_{t-1}^{MF} \vee \sigma(\xi_t^{cn})] | \mathcal{F}_{t-1}^{MF} \right] \\
 &= \sup_{\pi_t} \mathbb{E} \left[ \mathbb{E}[-e^{-\gamma X_t} | \mathcal{F}_{t-1}^{MF} \vee \sigma(\xi_t^{cn})] \mathbb{E}[e^{\gamma \theta \bar{X}_t} | \mathcal{F}_{t-1}^{MF} \vee \sigma(\xi_t^{cn})] \mathbb{1}_{\{\xi_t^{cn}=1\}} | \mathcal{F}_{t-1}^{MF} \right] \\
 &\quad + \mathbb{E} \left[ \mathbb{E}[-e^{-\gamma X_t} | \mathcal{F}_{t-1}^{MF} \vee \sigma(\xi_t^{cn})] \mathbb{E}[e^{\gamma \theta \bar{X}_t} | \mathcal{F}_{t-1}^{MF} \vee \sigma(\xi_t^{cn})] \mathbb{1}_{\{\xi_t^{cn}=0\}} | \mathcal{F}_{t-1}^{MF} \right], \tag{32}
 \end{aligned}$$

where the 3rd line follows from the independence between the representative agent and the entire network conditionally on the common noise.

Furthermore,

$$\mathbb{E}[-e^{-\gamma X_t} | \mathcal{F}_{t-1}^{MF} \vee \sigma(\xi_t^{cn})] \mathbb{1}_{\{\xi_t^{cn}=1\}} = \left( -p_t^{u,1} e^{-\gamma[X_{t-1} + \pi_t(u_t-1)]} - p_t^{d,1} e^{-\gamma[X_{t-1} + \pi_t(d_t-1)]} \right) \mathbb{1}_{\{\xi_t^{cn}=1\}},$$

and

$$\mathbb{E}[-e^{-\gamma X_t} | \mathcal{F}_{t-1}^{MF} \vee \sigma(\xi_t^{cn})] \mathbb{1}_{\{\xi_t^{cn}=0\}} = \left( -p_t^{u,0} e^{-\gamma[X_{t-1} + \pi_t(u_t-1)]} - p_t^{d,0} e^{-\gamma[X_{t-1} + \pi_t(d_t-1)]} \right) \mathbb{1}_{\{\xi_t^{cn}=0\}}.$$

By Proposition 1, we know that  $\bar{X}_t \mathbb{1}_{\{\xi_t^{cn}=1\}}$  converges to  $\bar{X}_{t-1} \mathbb{1}_{\{\xi_t^{cn}=1\}} + \mathbb{E}[\pi_t \Delta_t^1 | \mathcal{F}_{t-1}^{CN}] \mathbb{1}_{\{\xi_t^{cn}=1\}}$  and  $\bar{X}_t \mathbb{1}_{\{\xi_t^{cn}=0\}}$  converges to  $\bar{X}_{t-1} \mathbb{1}_{\{\xi_t^{cn}=0\}} + \mathbb{E}[\pi_t \Delta_t^0 | \mathcal{F}_{t-1}^{CN}] \mathbb{1}_{\{\xi_t^{cn}=0\}}$  respectively in probability conditional on  $\mathcal{F}_{t-1}^{CN}$ , and thus

$$\mathbb{E}[e^{\gamma \theta \bar{X}_t} | \mathcal{F}_{t-1}^{MF} \vee \sigma(\xi_t^{cn})] \mathbb{1}_{\{\xi_t^{cn}=1\}} = e^{\gamma \theta (\bar{X}_{t-1} + \mathbb{E}[\pi_t \Delta_t^1 | \mathcal{F}_{t-1}^{CN}])} \mathbb{1}_{\{\xi_t^{cn}=1\}},$$

$$\mathbb{E}[e^{\gamma\theta\bar{X}_t} | \mathcal{F}_{t-1}^{MF} \vee \sigma(\xi_t^{cn})] \mathbb{1}_{\{\xi_t^{cn}=0\}} = e^{\gamma\theta(\bar{X}_{t-1} + \mathbb{E}[\pi_t \Delta_t^0 | \mathcal{F}_{t-1}^{CN}])} \mathbb{1}_{\{\xi_t^{cn}=0\}}.$$

Therefore, (32) becomes

$$\begin{aligned} e^{-\gamma\bar{X}_{t-1}} \sup_{\pi_t} & - p_t^{cn} e^{\gamma\theta\mathbb{E}[\pi_t \Delta_t^1 | \mathcal{F}_{t-1}^{CN}]} \left( p_t^{u,1} e^{-\gamma\pi_t(u_t-1)} + p_t^{d,1} e^{-\gamma\pi_t(d_t-1)} \right) \\ & - (1 - p_t^{cn}) e^{\gamma\theta\mathbb{E}[\pi_t \Delta_t^0 | \mathcal{F}_{t-1}^{CN}]} \left( p_t^{u,0} e^{-\gamma\pi_t(u_t-1)} + p_t^{d,0} e^{-\gamma\pi_t(d_t-1)} \right). \end{aligned}$$

Let

$$\begin{aligned} f(\pi_t) & = - p_t^{cn} e^{\gamma\theta\mathbb{E}[\pi_t \Delta_t^1 | \mathcal{F}_{t-1}^{CN}]} \left( p_t^{u,1} e^{-\gamma\pi_t(u_t-1)} + p_t^{d,1} e^{-\gamma\pi_t(d_t-1)} \right) \\ & - (1 - p_t^{cn}) e^{\gamma\theta\mathbb{E}[\pi_t \Delta_t^0 | \mathcal{F}_{t-1}^{CN}]} \left( p_t^{u,0} e^{-\gamma\pi_t(u_t-1)} + p_t^{d,0} e^{-\gamma\pi_t(d_t-1)} \right). \end{aligned}$$

Differentiate  $f(\pi_t)$  over  $\pi_t$  and let  $f'(\pi_t) = 0$ , we have

$$e^{-\gamma\pi_t(u_t-d_t)} = \frac{(1-d_t) p_t^{cn} e^{\gamma\theta\mathbb{E}[\pi_t \Delta_t^1 | \mathcal{F}_{t-1}^{CN}]} p_t^{d,1} + (1-p_t^{cn}) e^{\gamma\theta\mathbb{E}[\pi_t \Delta_t^0 | \mathcal{F}_{t-1}^{CN}]} p_t^{d,0}}{(u_t-1) p_t^{cn} e^{\gamma\theta\mathbb{E}[\pi_t \Delta_t^1 | \mathcal{F}_{t-1}^{CN}]} p_t^{u,1} + (1-p_t^{cn}) e^{\gamma\theta\mathbb{E}[\pi_t \Delta_t^0 | \mathcal{F}_{t-1}^{CN}]} p_t^{u,0}},$$

and the maximizer of  $f(\pi_t)$  given by

$$\pi_t^* = \frac{1}{\gamma(u_t-d_t)} \ln \left[ \frac{1-q_t p_t^{cn} e^{\gamma\theta\mathbb{E}[\pi_t \Delta_t^1 | \mathcal{F}_{t-1}^{CN}]} p_t^{u,1} + (1-p_t^{cn}) e^{\gamma\theta\mathbb{E}[\pi_t \Delta_t^0 | \mathcal{F}_{t-1}^{CN}]} p_t^{u,0}}{q_t p_t^{cn} e^{\gamma\theta\mathbb{E}[\pi_t \Delta_t^1 | \mathcal{F}_{t-1}^{CN}]} p_t^{d,1} + (1-p_t^{cn}) e^{\gamma\theta\mathbb{E}[\pi_t \Delta_t^0 | \mathcal{F}_{t-1}^{CN}]} p_t^{d,0}} \right].$$

Since  $f''(\pi_t) < 0$ ,  $\pi_t^*$  is indeed the strategy that maximises  $f(\pi_t)$ , and furthermore it can be simplified to

$$\pi_t^* = \frac{1}{\gamma(u_t-d_t)} \left[ \ln \frac{1-q_t}{q_t} + \ln \frac{p_t^{cn} e^{\gamma\theta\mathbb{E}[\pi_t(\Delta_t^1 - \Delta_t^0) | \mathcal{F}_{t-1}^{CN}]} p_t^{u,1} + (1-p_t^{cn}) p_t^{u,0}}{p_t^{cn} e^{\gamma\theta\mathbb{E}[\pi_t(\Delta_t^1 - \Delta_t^0) | \mathcal{F}_{t-1}^{CN}]} p_t^{d,1} + (1-p_t^{cn}) p_t^{d,0}} \right].$$

Since for the candidate control  $\pi$  to be a MFE, we need  $\pi = \pi^*$ , then multiply both sides

by  $(\Delta_t^1 - \Delta_t^0)$  and take conditional expectation to find that  $\mathbb{E} [\pi_t^*(\Delta_t^1 - \Delta_t^0) | \mathcal{F}_{t-1}^{CN}]$  must satisfy

$$\mathbb{E} [\pi_t^*(\Delta_t^1 - \Delta_t^0) | \mathcal{F}_{t-1}^{CN}] = \phi_0 + \mathbb{E} \left[ \frac{(\Delta_t^1 - \Delta_t^0)}{\gamma(u_t - d_t)} \ln \frac{p_t^{cn} e^{\gamma \theta \mathbb{E} [\pi_t^*(\Delta_t^1 - \Delta_t^0) | \mathcal{F}_{t-1}^{CN}]} p_t^{u,1} + (1 - p_t^{cn}) p_t^{u,0}}{p_t^{cn} e^{\gamma \theta \mathbb{E} [\pi_t^*(\Delta_t^1 - \Delta_t^0) | \mathcal{F}_{t-1}^{CN}]} p_t^{d,1} + (1 - p_t^{cn}) p_t^{d,0}} \middle| \mathcal{F}_{t-1}^{CN} \right],$$

where  $\phi_0 = \mathbb{E} \left[ \frac{(\Delta_t^1 - \Delta_t^0)}{\gamma(u_t - d_t)} \ln \frac{(1 - q_t)}{q_t} \middle| \mathcal{F}_{t-1}^{CN} \right]$ .

Since

$$\begin{aligned} & \ln \frac{p_t^{cn} e^{\gamma \theta \mathbb{E} [\pi_t^*(\Delta_t^1 - \Delta_t^0) | \mathcal{F}_{t-1}^{CN}]} p_t^{u,1} + (1 - p_t^{cn}) p_t^{u,0}}{p_t^{cn} e^{\gamma \theta \mathbb{E} [\pi_t^*(\Delta_t^1 - \Delta_t^0) | \mathcal{F}_{t-1}^{CN}]} p_t^{d,1} + (1 - p_t^{cn}) p_t^{d,0}} \\ &= \ln \left[ \frac{p_t^{u,1}}{p_t^{d,1}} + \frac{(1 - p_t^{cn}) p_t^{u,0} p_t^{cn} p_t^{d,1} - p_t^{cn} p_t^{u,1} (1 - p_t^{cn}) p_t^{d,0}}{(p_t^{cn})^2 (p_t^{d,1})^2} \right] \\ &= \ln \left[ \frac{p_t^{u,1}}{p_t^{d,1}} \left( 1 + \frac{\frac{1 - p_t^{cn}}{p_t^{cn}} p_t^{u,0} p_t^{d,1} (p_t^{u,1})^{-1} - p_t^{d,0}}{e^{\gamma \theta \mathbb{E} [\pi_t^*(\Delta_t^1 - \Delta_t^0) | \mathcal{F}_{t-1}^{CN}]} + \frac{(1 - p_t^{cn}) p_t^{d,0}}{p_t^{cn} p_t^{d,1}}} \right) \right] \\ &= \ln \left[ \frac{p_t^{y,1}}{p_t^{d,1}} \left( 1 + \frac{\left( \frac{p_t^{u,0}}{p_t^{u,1}} - \frac{p_t^{d,0}}{p_t^{d,1}} \right)}{\frac{p_t^{cn}}{1 - p_t^{cn}} e^{\gamma \theta \mathbb{E} [\pi_t^*(\Delta_t^1 - \Delta_t^0) | \mathcal{F}_{t-1}^{CN}]} + \frac{p_t^{d,0}}{p_t^{d,1}}} \right) \right] \\ &= \ln \frac{p_t^{u,1}}{p_t^{d,1}} + \ln \left( 1 + \frac{\left( \frac{p_t^{u,0}}{p_t^{u,1}} - \frac{p_t^{d,0}}{p_t^{d,1}} \right)}{\frac{p_t^{cn}}{1 - p_t^{cn}} e^{\gamma \theta \mathbb{E} [\pi_t^*(\Delta_t^1 - \Delta_t^0) | \mathcal{F}_{t-1}^{CN}]} + \frac{p_t^{d,0}}{p_t^{d,1}}} \right), \end{aligned}$$

Let  $y_t = \mathbb{E} [\pi_t^*(\Delta_t^1 - \Delta_t^0) | \mathcal{F}_{t-1}^{CN}]$ , our problem then is to find the fixed point of the equation in terms of  $y_t$  of the same form as equation (19).

By Lemma 2, there exists a unique positive solution  $y_t^*(\omega) \in \mathbb{R}^+$  to the equation given any fixed  $\omega \in \Omega$ , the Lemma naturally follows with the maximum occurring at  $\pi_t^*$  given by (22).  $\square$

## H Proof of Theorem 4

Condition (i) and (ii) in Definition 1 follows directly.

Next, we show Condition (iii) in Definition 1, i.e. for  $t \in \mathbb{N}$  and  $\tilde{x} \in \mathbb{R}$ , given any admissible

strategy  $\pi_i, i = 1, \dots, t + 1$  and the corresponding wealth process  $X_t^\pi$ ,

$$U_t(\tilde{X}_t^\pi) = -\frac{e^{-\gamma\tilde{X}_t^\pi}}{\prod_{n=1}^t G_n(\pi_n)} \geq \mathbb{E} \left[ -\frac{e^{-\gamma\tilde{X}_{t+1}}}{\prod_{n=1}^{t+1} G_n(\pi_n)} \middle| \mathcal{F}_t^{MF} \right].$$

i.e.,

$$-e^{-\gamma\tilde{X}_t^\pi} G_{t+1}(\pi_{t+1}) \geq \mathbb{E} \left[ -e^{-\gamma\tilde{X}_{t+1}} \middle| \mathcal{F}_t^{MF} \right],$$

and we easily conclude using Lemma 3.

To show Condition (iv), we let  $X_t^*, t = 0, 1, \dots$  be the corresponding optimal wealth process evolving according to  $X_t^* = x + \sum_{i=1}^t \pi_i^*(R_i - 1)$  by following optimal strategy given in (22).

We need to establish

$$U_t(\tilde{X}_t^*) = -\frac{e^{-\gamma\tilde{X}_t^*}}{\prod_{n=1}^t G_n(\pi_n^*)} = \mathbb{E} \left[ -\frac{e^{-\gamma\tilde{X}_{t+1}}}{\prod_{n=1}^{t+1} G_n(\pi_n^*)} \middle| \mathcal{F}_t^{MF} \right].$$

i.e.,

$$-e^{-\gamma\tilde{X}_t^*} G_{t+1}(\pi_{t+1}^*) = \mathbb{E} \left[ -e^{-\gamma\tilde{X}_{t+1}} \middle| \mathcal{F}_t^{MF} \right],$$

which directly follows with Lemma 3. □

## I Proof of Proposition 2

Since in the mean field setup of homogeneous population, we have

$$\Delta_t^1 - \Delta_t^0 = p_t^{u,1} u_t + p_t^{d,1} d_t - p_t^{u,0} u_t - p_t^{d,0} d_t = (p_t^{u,1} - p_t^{u,0})(u_t - d_t),$$



then the corresponding fixed point equation  $y_t^{mf} = F(t, y)$ , where  $F(t, y_t^{mf})$  is given by (19), can be simplified to

$$y_t^{mf} = \frac{p_t^{u,1} - p_t^{u,0}}{\gamma} \ln \left[ \frac{(1 - q_t) \left( p_t^{cn} e^{\gamma \theta y_t^{mf}} p_t^{u,1} + (1 - p_t^{cn}) p_t^{u,0} \right)}{q_t \left( p_t^{cn} e^{\gamma \theta y_t^{mf}} p_t^{u,1} + (1 - p_t^{cn}) p_t^{u,0} \right)} \right], \quad (33)$$

and the optimal strategy (22) can also be written by  $\pi_t^* = \frac{y_t^{mf,*}}{(u_t - d_t)(p_t^{u,1} - p_t^{u,0})}$  in terms of the solution to equation (33).

Next we argue that  $\left( \frac{p_t^{u,1} y_t^{\frac{\theta}{N-\theta}} + 1 - p_t^{u,1}}{p_t^{u,0} y_t^{\frac{\theta}{N-\theta}} + 1 - p_t^{u,0}} \right)^{N-1} \rightarrow y_t^{\theta(p_t^{u,1} - p_t^{u,0})}$  as  $N \rightarrow \infty$  for any  $y_t > 0$ . Indeed, taking logarithm and then dividing both sides by  $(N - 1)$  yields the limits

$$\lim_{N \rightarrow +\infty} \log \left( \frac{p_t^{u,1} y_t^{\frac{\theta}{N-\theta}} + 1 - p_t^{u,1}}{p_t^{u,0} y_t^{\frac{\theta}{N-\theta}} + 1 - p_t^{u,0}} \right) = 0,$$

and

$$\lim_{N \rightarrow +\infty} \frac{\theta(p_t^{u,1} - p_t^{u,0})}{N - 1} \log y_t = 0.$$

By knowing this relationship and making the substitution  $y_t = e^{\frac{\gamma y_t^{mf}}{(p_t^{u,1} - p_t^{u,0})}}$ , it naturally follows that equation (14) can be transformed to equation (33) as  $N \rightarrow +\infty$ , which implies the convergence in distribution between the solution to (14) and the solution to (33) as  $N \rightarrow +\infty$ . The corresponding optimal strategies of the  $N$ -agent game then converges in distribution to the MFE.  $\square$

## J Proof of Proposition 3

Firstly, the supremum of equation (31) in Lemma 4 can be further simplified, then we consider  $\sup_{\pi_t^{(i)}} f(\pi_t^{(i)})$  instead, where

$$f(\pi_t^{(i)}) = -p_t e^{-\gamma^{(i)}(u_t-1) \left[ \left(1 - \frac{\theta^{(i)}}{N}\right) \pi_t^{(i)} - \frac{\theta^{(i)}}{N} \sum_{j \neq i} \pi_t^{(j),*} \right]} - (1 - p_t) e^{-\gamma^{(i)}(d_t-1) \left[ \left(1 - \frac{\theta^{(i)}}{N}\right) \pi_t^{(i)} - \frac{\theta^{(i)}}{N} \sum_{j \neq i} \pi_t^{(j),*} \right]},$$

and its derivative is accordingly computed by

$$\begin{aligned} f'(\pi_t^{(i)}) &= p_t \gamma^{(i)} (u_t - 1) \left(1 - \frac{\theta^{(i)}}{N}\right) e^{-\gamma^{(i)}(u_t-1) \left[ \left(1 - \frac{\theta^{(i)}}{N}\right) \pi_t^{(i)} - \frac{\theta^{(i)}}{N} \sum_{j \neq i} \pi_t^{(j),*} \right]} \\ &\quad + (1 - p_t) \gamma^{(i)} (d_t - 1) \left(1 - \frac{\theta^{(i)}}{N}\right) e^{-\gamma^{(i)}(d_t-1) \left[ \left(1 - \frac{\theta^{(i)}}{N}\right) \pi_t^{(i)} - \frac{\theta^{(i)}}{N} \sum_{j \neq i} \pi_t^{(j),*} \right]}. \end{aligned}$$

Letting  $f'(\pi_t^{(i)}) = 0$ , we obtain the equation in terms of the optimal strategy  $\pi_t^{(i),*}$ ,

$$\begin{aligned} & p_t (u_t - 1) e^{-\gamma^{(i)}(u_t-1) \left[ \left(1 - \frac{\theta^{(i)}}{N}\right) \pi_t^{(i),*} - \frac{\theta^{(i)}}{N} \sum_{j \neq i} \pi_t^{(j),*} \right]} \\ &= (1 - p_t) (1 - d_t) e^{-\gamma^{(i)}(d_t-1) \left[ \left(1 - \frac{\theta^{(i)}}{N}\right) \pi_t^{(i),*} - \frac{\theta^{(i)}}{N} \sum_{j \neq i} \pi_t^{(j),*} \right]} \end{aligned}$$

which is equivalent to

$$e^{-\gamma^{(i)}(u_t-d_t) \left[ \left(1 - \frac{\theta^{(i)}}{N}\right) \pi_t^{(i),*} - \frac{\theta^{(i)}}{N} \sum_{j \neq i} \pi_t^{(j),*} \right]} = \frac{(1 - p_t) q_t}{p_t (1 - q_t)}.$$

Thus

$$\pi_t^{i,*} = \frac{1}{-\gamma^{(i)}(u_t - d_t) \left(1 - \frac{\theta^{(i)}}{N}\right)} \ln \frac{(1 - p_t) q_t}{p_t (1 - q_t)} + \frac{\theta^{(i)}}{N \left(1 - \frac{\theta^{(i)}}{N}\right)} \sum_{j \neq i} \pi_t^{(j),*}.$$

Since  $\sum_{j \neq i} \pi_t^{(j),*} = \sum_{j=1}^N \pi_t^{(j),*} - \pi_t^{(i),*}$ , we have

$$\pi_t^{i,*} = \frac{-1}{\gamma^{(i)}(u_t - d_t)} \ln \frac{(1-p_t)q_t}{p_t(1-q_t)} + \frac{\theta^{(i)}}{N} \sum_{j=1}^N \pi_t^{(j),*}, \quad (34)$$

and

$$\sum_{i=1}^N \pi_t^{i,*} = \frac{-1}{u_t - d_t} \ln \frac{(1-p_t)q_t}{p_t(1-q_t)} \sum_{i=1}^N 1/\gamma^{(i)} + \frac{\sum_{i=1}^N \theta^{(i)}}{N} \sum_{j=1}^N \pi_t^{(j),*}.$$

Therefore,

$$\sum_{i=1}^N \pi_t^{i,*} = \frac{-1}{(u_t - d_t) \left(1 - \frac{\sum_{i=1}^N \theta^{(i)}}{N}\right)} \ln \frac{(1-p_t)q_t}{p_t(1-q_t)} \sum_{i=1}^N 1/\gamma^{(i)}.$$

Plugging this expression back in (34), we have

$$\pi_t^{i,*} = \frac{1}{\gamma^{(i)}(u_t - d_t)} \ln \frac{p_t(1-q_t)}{(1-p_t)q_t} + \frac{\theta^{(i)}}{N} \frac{-1}{(u_t - d_t) \left(1 - \frac{\sum_{i=1}^N \theta^{(i)}}{N}\right)} \ln \frac{(1-p_t)q_t}{p_t(1-q_t)} \sum_{i=1}^N 1/\gamma^{(i)},$$

and easily conclude.  $\square$

## K Proof of Proposition 4

When faced with a population of infinite students indexed by  $i$  holding stocks that are conditionally i.i.d. given common noise, the problem of the representative agent with random type vectors over trading period  $[t-1, t)$  is given by

$$\begin{aligned} U_{t-1}(\tilde{X}_{t-1}) &= \sup_{\pi_t} \mathbb{E}[U_t(\tilde{X}_t) | \mathcal{F}_{t-1}^{MF}] = \sup_{\pi_t} \mathbb{E}[-e^{-\gamma(X_t - \theta \bar{X}_t)} | \mathcal{F}_{t-1}^{MF}] \\ &= \sup_{\pi_t} \mathbb{E}[-e^{-\gamma(X_{t-1} + \pi_t(R_t - 1) - \theta \bar{X}_{t-1} - \theta(R_t - 1)\bar{\pi}_t)} | \mathcal{F}_{t-1}^{MF}] \\ &= e^{-\gamma(X_{t-1} - \theta \bar{X}_{t-1})} \sup_{\pi_t} \mathbb{E}[-e^{-\gamma(R_t - 1)(\pi_t - \theta \bar{\pi}_t)} | \mathcal{F}_{t-1}^{MF}], \end{aligned}$$

where  $\bar{\pi}_t = \lim_{N \rightarrow +\infty} \frac{1}{N} \sum_{i=1}^N \pi_t^{(i)}$  with  $\pi_t^{(i)} = \pi_t \left( \psi_t^{(i)}, (p_j^{cn})_{j=1}^t, (\xi_j^{cn})_{j=1}^{t-1}, (B_j^{(i)})_{j=1}^{t-1} \right)$ , and  $\bar{X}_{t-1} = \lim_{N \rightarrow +\infty} \frac{1}{N} \sum_{i=1}^N X_{t-1}^{(i)}$ . Let

$$f(\pi_t) = \mathbb{E}[-e^{-\gamma(R_t-1)(\pi_t-\theta\bar{\pi}_t)} | \mathcal{F}_{t-1}^{MF}] = -p_t e^{-\gamma(u_t-1)(\pi_t-\theta\bar{\pi}_t)} - (1-p_t) e^{-\gamma(d_t-1)(\pi_t-\theta\bar{\pi}_t)}.$$

Since the agent, as one negligible constituting part of the mean field economy, has no influence on  $\bar{\pi}_t$ , its derivative is

$$f'(\pi_t) = p_t \gamma (u_t - 1) e^{-\gamma(u_t-1)(\pi_t-\theta\bar{\pi}_t)} + (1-p_t) \gamma (d_t - 1) e^{-\gamma(d_t-1)(\pi_t-\theta\bar{\pi}_t)}.$$

Let  $f'(\pi_t) = 0$ , we have the solution given by

$$\pi_t^* = \frac{-1}{(u_t - d_t)\gamma} \ln \frac{(1-p_t)q_t}{p_t(1-q_t)} + \theta\bar{\pi}_t.$$

Since for the candidate control  $\pi$  to be a MFE, we need  $\pi = \pi^*$ . Take average on both sides yields

$$\bar{\pi}_t = \frac{-\overline{1/\gamma}}{u_t - d_t} \ln \frac{(1-p_t)q_t}{p_t(1-q_t)} + \bar{\theta}\bar{\pi}_t,$$

where  $\bar{\theta} = \lim_{N \rightarrow +\infty} \frac{1}{N} \sum_{i=1}^N \theta^{(i)}$ , and thus

$$\bar{\pi}_t = \frac{-\overline{1/\gamma}}{(u_t - d_t)(1 - \bar{\theta})} \ln \frac{(1-p_t)q_t}{p_t(1-q_t)}.$$

Direct calculations yield

$$\pi_t^* = \frac{-1}{(u_t - d_t)\gamma} \ln \frac{(1-p_t)q_t}{p_t(1-q_t)} + \theta \frac{-\overline{1/\gamma}}{(u_t - d_t)(1 - \bar{\theta})} \ln \frac{(1-p_t)q_t}{p_t(1-q_t)}.$$

and thus (25). One further observe that (25) is the limit of (24) as  $N \rightarrow \infty$ .  $\square$

## L Proof of Proposition 5

The optimization problem faced by the  $i$ th agent in an multi-agent game is

$$\begin{aligned} & \sup_{\pi_t^{(i)}} \mathbb{E} \left[ -e^{-\gamma^{(i)} \left[ \left(1 - \frac{\theta^{(i)}}{N}\right) \pi_t^{(i)} (R_t^{(i)} - 1) - \frac{\theta^{(i)}}{N} \sum_{j \neq i} \pi_t^{(j),*} (R_t^{(j)} - 1) \right]} \middle| \mathcal{F}_{t-1} \right] \\ &= \mathbb{E} \left[ e^{\frac{\gamma^{(i)} \theta^{(i)}}{N} \sum_{j \neq i} \pi_t^{(j),*} (R_t^{(j)} - 1)} \sup_{\pi_t^{(i)}} \mathbb{E} \left[ -e^{-\gamma^{(i)} \left(1 - \frac{\theta^{(i)}}{N}\right) \pi_t^{(i)} (R_t^{(i)} - 1)} \right] \right], \end{aligned}$$

where random variables  $R_t^{(i)}, i = 1, \dots, N$  over period  $[t-1, t)$  are independent of each other and thus the expectation can be split. The optimal strategy is then given by

$$\pi_t^{(i),*} = \frac{1}{\gamma^{(i)} \left(1 - \frac{\theta^{(i)}}{N}\right) (u_t^{(i)} - d_t^{(i)})} \ln \frac{p_t^{(i)} (1 - q_t^{(i)})}{(1 - p_t^{(i)}) q_t^{(i)}},$$

Furthermore, we find that for the mean field game if there is no common noise,  $\Delta_t^1 - \Delta_t^0 = 0$  in the fixed point equation (19) which implies  $y_t^* = 0$ , then by Lemma 3 again all agents act independently with optimal MFE,

$$\begin{aligned} \pi_t^* &= \frac{1}{\gamma(u_t - d_t)} \ln \left[ \frac{1 - q_t p_t^{cn} p_t^{u,1} + (1 - p_t^{cn}) p_t^{u,0}}{q_t p_t^{cn} p_t^{d,1} + (1 - p_t^{cn}) p_t^{d,0}} \right] \\ &= \frac{1}{\gamma(u_t - d_t)} \ln \left[ \frac{1 - q_t \mathbb{P}[R_t = u_t, \xi_t^{cn} = 1 | \mathcal{F}_{t-1}^{MF}] + \mathbb{P}[R_t = u_t, \xi_t^{cn} = 0 | \mathcal{F}_{t-1}^{MF}]}{q_t \mathbb{P}[R_t = d_t, \xi_t^{cn} = 1 | \mathcal{F}_{t-1}^{MF}] + \mathbb{P}[R_t = d_t, \xi_t^{cn} = 0 | \mathcal{F}_{t-1}^{MF}]} \right] \\ &= \frac{1}{\gamma(u_t - d_t)} \ln \left( \frac{1 - q_t \mathbb{P}[R_t = u_t | \mathcal{F}_{t-1}^{MF}]}{q_t \mathbb{P}[R_t = d_t | \mathcal{F}_{t-1}^{MF}]} \right), \end{aligned}$$

the expression for  $\pi_t^*$  then easily follows. □

## M Proof of Proposition 6

Consider stock returns  $R_t^{(i)}$  and  $R_t^{(j)}$  for fixed  $i \neq j$ . We first compute

$$\begin{aligned} \mathbb{E}[R_t^{(i)} R_t^{(j)} | \mathcal{G}_{t-1}^{MF}] &= \mathbb{E} \left[ \mathbb{E}[R_t^{(i)} R_t^{(j)} | \mathcal{G}_{t-1}^{MF} \vee \sigma(\xi_t^{cn})] | \mathcal{G}_{t-1}^{MF} \right] \\ &= \mathbb{E} \left[ \mathbb{E}[R_t^{(i)} | \mathcal{G}_{t-1}^{MF} \vee \sigma(\xi_t^{cn})] \mathbb{E}[R_t^{(j)} | \mathcal{G}_{t-1}^{MF} \vee \sigma(\xi_t^{cn})] | \mathcal{G}_{t-1}^{MF} \right] \\ &= \mathbb{E} \left[ \mathbb{E}[R_t^{(i)} | \mathcal{G}_{t-1}^{MF} \vee \sigma(\xi_t^{cn})] \mathbb{E}[R_t^{(j)} | \mathcal{G}_{t-1}^{MF} \vee \sigma(\xi_t^{cn})] \mathbb{1}_{\{\xi_t^{cn}=1\}} | \mathcal{G}_{t-1}^{MF} \right] \\ &\quad + \mathbb{E} \left[ \mathbb{E}[R_t^{(i)} | \mathcal{G}_{t-1}^{MF} \vee \sigma(\xi_t^{cn})] \mathbb{E}[R_t^{(j)} | \mathcal{G}_{t-1}^{MF} \vee \sigma(\xi_t^{cn})] \mathbb{1}_{\{\xi_t^{cn}=0\}} | \mathcal{G}_{t-1}^{MF} \right], \end{aligned}$$

where the second equality holds because the returns of different stocks are independent of each other conditional on the common noise. Furthermore, for  $k = i, j$ , we have

$$\begin{aligned} \mathbb{E}[R_t^{(k)} | \mathcal{G}_{t-1}^{MF} \vee \sigma(\xi_t^{cn})] \mathbb{1}_{\{\xi_t^{cn}=1\}} &= \left( p_t^{(k),u,1} u_t + p_t^{(k),d,1} d_t \right) \mathbb{1}_{\{\xi_t^{cn}=1\}}, \\ \mathbb{E}[R_t^{(k)} | \mathcal{G}_{t-1}^{MF} \vee \sigma(\xi_t^{cn})] \mathbb{1}_{\{\xi_t^{cn}=0\}} &= \left( p_t^{(k),u,0} u_t + p_t^{(k),d,0} d_t \right) \mathbb{1}_{\{\xi_t^{cn}=0\}}. \end{aligned}$$

It then follows after some manipulations that

$$\begin{aligned} \mathbb{E}[R_t^{(i)} R_t^{(j)} | \mathcal{G}_{t-1}^{MF}] &= p_t^{cn} \left( p_t^{(i),u,1} u_t + p_t^{(i),d,1} d_t \right) \left( p_t^{(j),u,1} u_t + p_t^{(j),d,1} d_t \right) \\ &\quad + (1 - p_t^{cn}) \left( p_t^{(i),u,0} u_t + p_t^{(i),d,0} d_t \right) \left( p_t^{(j),u,0} u_t + p_t^{(j),d,0} d_t \right) \\ &= \left[ (1 - p_t^{cn}) p_t^{(i),u,0} p_t^{(j),u,0} + p_t^{cn} p_t^{(i),u,1} p_t^{(j),u,1} \right] (u_t - d_t)^2 + 2d_t(u_t - d_t)p_t + d_t^2. \end{aligned}$$

In addition,  $\mathbb{E}[R_t^{(j)} | \mathcal{G}_{t-1}^{MF}] = \mathbb{E}[R_t^{(i)} | \mathcal{G}_{t-1}^{MF}] = u_t p_t + d_t(1 - p_t)$ , and thus

$$\mathbb{E}[R_t^{(j)} | \mathcal{G}_{t-1}^{MF}] \mathbb{E}[R_t^{(i)} | \mathcal{G}_{t-1}^{MF}] = (u_t - d_t)^2 (p_t)^2 + 2d_t(u_t - d_t)p_t + d_t^2.$$

Finally, we can derive the covariance between two stock returns  $R_t^{(i)}$  and  $R_t^{(j)}$ ,

$$\begin{aligned}\text{cov}_t^\psi &= \mathbb{E}[R_t^{(i)} R_t^{(j)} | \mathcal{G}_{t-1}^{MF}] - \mathbb{E}[R_t^{(i)} | \mathcal{G}_{t-1}^{MF}] \mathbb{E}[R_t^{(j)} | \mathcal{G}_{t-1}^{MF}] \\ &= (u_t - d_t)^2 \left[ (1 - p_t^{cn}) p_t^{(i),u,0} p_t^{(j),u,0} + p_t^{cn} p_t^{(i),u,1} p_t^{(j),u,1} - (p_t)^2 \right].\end{aligned}$$

□

## References

- Sachin Adlakha, Ramesh Johari, and Gabriel Y Weintraub. Equilibria of dynamic games with many players: Existence, approximation, and market structure. *Journal of Economic Theory*, 156:269–316, 2015.
- Bahman Angoshtari. Predictable forward performance processes in complete markets. *Probability, Uncertainty and Quantitative Risk*, 8(2):141–176, 2023.
- Bahman Angoshtari, Thaleia Zariphopoulou, and Xun Yu Zhou. Predictable forward performance processes: The binomial case. *SIAM Journal on Control and Optimization*, 58(1):327–347, 2020.
- Michail Anthropolos, Tianran Geng, and Thaleia Zariphopoulou. Competition in fund management and forward relative performance criteria. *SIAM Journal on Financial Mathematics*, 13(4):1271–1301, 2022.
- Fred D Arditti. Risk and the required return on equity. *The Journal of Finance*, 22(1):19–36, 1967.
- Levon Avanesyan, Mykhaylo Shkolnikov, and Ronnie Sircar. Construction of a class of forward performance processes in stochastic factor models, and an extension of widder theorem. *Finance and Stochastics*, 24(4):981–1011, 2020.
- Ken Binmore. *Playing for real: a text on game theory*. Oxford University Press, 2007.

- Lijun Bo, Agostino Capponi, and Chao Zhou. Power forward performance in semimartingale markets with stochastic integrated factors. *Mathematics of Operations Research*, 48(1):288–312, 2023.
- Ofelia Bonesini, Luciano Campi, and Markus Fischer. Correlated equilibria for mean field games with progressive strategies. *arXiv preprint arXiv:2212.01656*, 2022.
- Keith C Brown, W Van Harlow, and Laura T Starks. Of tournaments and temptations: An analysis of managerial incentives in the mutual fund industry. *The Journal of Finance*, 51(1):85–110, 1996.
- Markus K Brunnermeier, Christian Gollier, and Jonathan A Parker. Optimal beliefs, asset prices, and the preference for skewed returns. *American Economic Review*, 97(2):159–165, 2007.
- Luciano Campi and Markus Fischer. Correlated equilibria and mean field games: a simple model. *Mathematics of Operations Research*, 47(3):2240–2259, 2022.
- Judith Chevalier and Glenn Ellison. Risk taking by mutual funds as a response to incentives. *Journal of Political Economy*, 105(6):1167–1200, 1997.
- Wing Fung Chong. Pricing and hedging equity-linked life insurance contracts beyond the classical paradigm: The principle of equivalent forward preferences. *Insurance: Mathematics and Economics*, 88:93–107, 2019.
- Tahir Choulli, Christophe Stricker, and Jia Li. Minimal hellinger martingale measures of order  $q$ . *Finance and Stochastics*, 11(3):399–427, 2007.
- Joshua D Coval and Tobias J Moskowitz. Home bias at home: Local equity preference in domestic portfolios. *The Journal of Finance*, 54(6):2045–2073, 1999.
- Rachel Croson and Arie Schinnar. Managerial incentives and competition. In *Experimental Business Research*, pages 171–184. Springer, 2005.



Josu Doncel, Nicolas Gast, and Bruno Gaujal. Discrete mean field games: Existence of equilibria and convergence. *Journal of Dynamics and Games*, 6(3):1–19, 2019.

Goncalo Dos Reis and Vadim Platonov. Forward utilities and mean-field games under relative performance concerns. In *From Particle Systems to Partial Differential Equations: International Conference, Particle Systems and PDEs. ICPS 2019, ICPS 2018, ICPS 2017*, pages 227–251. Springer Proceedings in Mathematics & Statistics, 2021.

Goncalo Dos Reis and Vadim Platonov. Forward utility and market adjustments in relative investment-consumption games of many players. *SIAM Journal on Financial Mathematics*, 13(3):844–876, 2022.

Sebastian Ebert and Paul Karehnke. Skewness preferences in choice under risk. *Available at SSRN 3903202*, 2021.

Nicole El Karoui and Mohamed Mrad. An exact connection between two solvable SDEs and a nonlinear utility stochastic PDE. *SIAM Journal on Financial Mathematics*, 4(1):697, 2013.

Nicole El Karoui and Mohamed Mrad. Recover dynamic utility from observable process: Application to the economic equilibrium. *SIAM Journal on Financial Mathematics*, 12(1):189–225, 2021.

Nicole El Karoui, Caroline Hillairet, and Mohamed Mrad. Affine long term yield curves: an application of the Ramsey rule with progressive utility. *International Journal of Financial Engineering*, 1(1):1450003, 24, 2014.

Nicole El Karoui, Caroline Hillairet, and Mohamed Mrad. Consistent utility of investment and consumption: a forward/backward SPDE viewpoint. *Stochastics*, 90(6):927–954, 2018.

Nicole El Karoui, Caroline Hillairet, and Mohamed Mrad. Ramsey rule with forward/backward utility for long-term yield curves modeling. *Decisions in Economics and Finance*, 45(1):375–414, 2022.

- Richard Burtis Evans, Melissa Porras Prado, and Rafael Zambrana. Competition and cooperation in mutual fund families. *Journal of Financial Economics*, 136(1):168–188, 2020.
- Miguel A Ferreira, Aneel Keswani, António F Miguel, and Sofia B Ramos. The determinants of mutual fund performance: A cross-country study. *Review of Finance*, 17(2):483–525, 2013.
- Diogo A Gomes, Joana Mohr, and Rafael Rigao Souza. Discrete time, finite state space mean field games. *Journal de mathématiques pures et appliquées*, 93(3):308–328, 2010.
- Xin Guo, Anran Hu, Renyuan Xu, and Junzi Zhang. Learning mean-field games. *Advances in Neural Information Processing Systems*, 32, 2019.
- Xin Guo, Anran Hu, and Junzi Zhang. MF-OMO: An optimization formulation of mean-field games. *arXiv preprint arXiv:2206.09608*, 2022.
- Xue Dong He, Moris S Strub, and Thaleia Zariphopoulou. Forward rank-dependent performance criteria: Time-consistent investment under probability distortion. *Mathematical Finance*, 31(2):683–721, 2021.
- Andreas Hefti. Equilibria in symmetric games: Theory and applications. *Theoretical Economics*, 12(3):979–1002, 2017.
- Vicky Henderson and David Hobson. Horizon-unbiased utility functions. *Stochastic Processes and their Applications*, 117(11):1621–1641, 2007.
- Bengt Holmstrom. Moral hazard in teams. *The Bell Journal of Economics*, pages 324–340, 1982.
- Ying Hu, Gechun Liang, and Shanjian Tang. Systems of ergodic BSDEs arising in regime switching forward performance processes. *SIAM Journal on Control and Optimization*, 58(4):2503–2534, 2020.

- Minyi Huang. Mean field stochastic games with discrete states and mixed players. In *Game Theory for Networks: Third International ICST Conference, GameNets 2012, Vancouver, BC, Canada, May 24-26, 2012, Revised Selected Papers 3*, pages 138–151. Springer, 2012.
- Minyi Huang, Roland P Malhamé, and Peter E Caines. Large population stochastic dynamic games: Closed-loop mckean-vlasov systems and the nash certainty equivalence principle. *Communications in Information and Systems*, 6(3):221–252, 2006.
- Marcin Kacperczyk, Clemens Sialm, and Lu Zheng. On the industry concentration of actively managed equity mutual funds. *The Journal of Finance*, 60(4):1983–2011, 2005.
- Sigrid Källblad. Black’s inverse investment problem and forward criteria with consumption. *SIAM Journal on Financial Mathematics*, 11(2):494–525, 2020.
- Sigrid Källblad, Jan Oblój, and Thaleia Zariphopoulou. Dynamically consistent investment under model uncertainty: the robust forward criteria. *Finance and Stochastics*, 22(4):879–918, 2018.
- Daniel Lacker and Agathe Soret. Many-player games of optimal consumption and investment under relative performance criteria. *Mathematics and Financial Economics*, 14(2):263–281, 2020.
- Daniel Lacker and Thaleia Zariphopoulou. Mean field and n-agent games for optimal investment under relative performance criteria. *Mathematical Finance*, 29(4):1003–1038, 2019.
- Jean-Michel Lasry and Pierre-Louis Lions. Mean field games. *Japanese journal of mathematics*, 2(1):229–260, 2007.
- Gechun Liang and Thaleia Zariphopoulou. Representation of homothetic forward performance processes in stochastic factor models via ergodic and infinite horizon BSDE. *SIAM Journal on Financial Mathematics*, 8(1):344–372, 2017.

Gechun Liang, Moris S Strub, and Yuwei Wang. Predictable forward performance processes: Infrequent evaluation and applications to human-machine interactions. *Mathematical Finance*, 33(4):1248–1286, 2023.

Robert C Merton et al. A simple model of capital market equilibrium with incomplete information. *The Journal of Finance*, 1987.

M Musiela, E Sokolova, and T Zariphopoulou. Forward exponential indifference valuation in an incomplete binomial model. In *Advanced Modelling in Mathematical Finance*, pages 277–302. Springer, 2016.

Marek Musiela and Thaleia Zariphopoulou. Investments and forward utilities. *Technical report, University of Texas at Austin*, 2006.

Marek Musiela and Thaleia Zariphopoulou. Optimal asset allocation under forward exponential performance criteria. *Markov Processes and Related Topics: a Festschrift for Thomas G. Kurtz*, 4:285–300, 2008.

Marek Musiela and Thaleia Zariphopoulou. Portfolio choice under dynamic investment performance criteria. *Quantitative Finance*, 9(2):161–170, 2009.

Marek Musiela and Thaleia Zariphopoulou. Portfolio choice under space-time monotone performance criteria. *SIAM Journal on Financial Mathematics*, 1(1):326–365, 2010.

Sergey Nadtochiy and Michael Tehranchi. Optimal investment for all time horizons and Martin boundary of space-time diffusions. *Mathematical Finance*, 27(2):438–470, 2017.

Robert C Scott and Philip A Horvath. On the direction of preference for moments of higher order than the variance. *The Journal of finance*, 35(4):915–919, 1980.

Mykhaylo Shkolnikov, Ronnie Sircar, and Thaleia Zariphopoulou. Asymptotic analysis of forward performance processes in incomplete markets and their ill-posed HJB equations. *SIAM Journal on Financial Mathematics*, 7(1):588–618, 2016.

Moris S Strub and Xun Yu Zhou. Evolution of the Arrow–Pratt measure of risk-tolerance for predictable forward utility processes. *Finance and Stochastics*, 25(2):331–358, 2021.

Gordan Žitković. A dual characterization of self-generation and exponential forward performances. *The Annals of Applied Probability*, 19(6):2176–2210, 2009.