

# Implementing a Metropolis sampler on decomposable graphs using a variety of ways to represent the graph

Alun Thomas \*  
Division of Epidemiology  
Department of Internal Medicine  
University of Utah

October 18, 2023

## Abstract

We describe the implementation of the Giudici-Green Metropolis sampling method for decomposable graphs using a variety of structures to represent the graph. These comprise the graph itself, the Junction tree, the Almond tree and the Ibarra clique-separator graph. For each structure, we describe the process for ascertaining whether adding or deleting a specific edge results in a new graph that is also decomposable, and the updates that need to be made to the structure if the edge perturbation is made. For the Almond tree and Ibarra graph these procedures are novel. We find that using the graph itself is generally at least competitive in terms of computational efficiency for a variety of graph distributions, but note that the other structures may allow and suggest samplers using different perturbations with lower rejection rates and/or better mixing properties. The sampler has applications in estimating graphical models for systems of multivariate Gaussian or Multinomial variables.

## Keywords

Junction tree, Almond Tree, Ibarra clique-separator graph, structural model estimation.

---

\*295 Chipeta Way, Salt Lake City UT 84108, USA. alun.thomas@utah.edu.

# 1 Introduction

## 1.1 The Giudici-Green sampler

Giudici & Green (1999) introduced a simply stated Metropolis (Metropolis et al. 1953) method for sampling from the space of decomposable graphs under a specified probability distribution  $\pi(\cdot)$ . The method is as follows:

- Select at random two distinct elements  $x$  and  $y$  from the vertex set  $V$  of the decomposable graph  $G = G(V, E)$  with edge set  $E \subseteq V \times V$ .
- If  $(x, y)$  is an edge of  $G$  and disconnecting  $x$  and  $y$  results in a new graph  $G^-$  which is decomposable, accept a move to  $G^-$ , that is disconnect  $x$  and  $y$ , with probability

$$\max \left\{ 1, \frac{\pi(G^-)}{\pi(G)} \right\}. \quad (1)$$

- If  $(x, y)$  is not an edge of  $G$  and connecting  $x$  and  $y$  results in a new graph  $G^+$  which is decomposable, accept a move to  $G^+$ , that is connect  $x$  and  $y$ , with probability

$$\max \left\{ 1, \frac{\pi(G^+)}{\pi(G)} \right\}. \quad (2)$$

(Note that in this introduction, in order to facilitate exposition, we assume that the reader is familiar with decomposable graphs, cliques, separators, junction trees and so on and, therefore, anticipate the definitions given below.)

The effectiveness of the algorithm relies on two important features. The first is that the probability distribution  $\pi(\cdot)$  from which we sample is required to be of the form

$$\pi(G) = \frac{\prod_{C \in \mathcal{C}} \phi(C)}{\prod_{S \in \mathcal{S}} \phi(S)} \quad (3)$$

where  $\mathcal{C}$  is the set of cliques of  $G$ ,  $\mathcal{S}$  is the collection of its separators, and  $\phi(A)$  is positive valued *potential* function defined on all vertex sets  $A \subseteq V$ . Such distributions were considered by Byrne & Dawid (2015) and termed *structurally Markov* distributions. We follow this requirement here, although extension to *weak structurally Markov* distributions (Green & Thomas 2018) is straightforward. Under this assumption, computation of the acceptance probabilities (1) and (2) requires computing  $\phi(\cdot)$  for only 4 vertex sets determined by  $x$ ,  $y$ , and the structure of  $G$  local to  $x$  and  $y$ . Thus, computing the acceptance probabilities is done in constant time regardless of the size of  $V$ .

When estimating the graph structure of a graphical model for a set of random variables using a Bayesian framework,  $\pi(\cdot)$  is the posterior distribution on the graph space given a set of multivariate observations marginalized over the possible parameter values. Dawid & Lauritzen (1993) show that for a broad class of conjugate prior distributions for

sets of Gaussian or Multinomial parameters the marginal graph posterior is structurally Markov whenever the graph prior is.

The second feature is that we need to determine, as efficiently as possible, whether or not  $G^-$  or  $G^+$  is decomposable. Giudici & Green (1999) achieve this by maintaining, in addition to the current state of  $G$ , the current state of a *junction tree* representation of  $G$ . A junction tree is a tree in which the vertices represent the cliques of  $G$  and the edges represent the separators. While a junction tree representation can be readily obtained from  $G$ , it is not uniquely determined, however, the algorithm does not depend on the specific junction tree representation used, and in fact switches between equivalent representations. Given this structure we can determine what we will call the *legality* of a perturbation to a decomposable graph  $G$ , that is whether the perturbation results in a new graph that is also decomposable, as follows:

- If  $(x, y)$  is an edge of  $G$ , disconnecting  $(x, y)$  is legal iff there is a unique clique  $C_{xy}$  of  $G$  that contains both  $x$  and  $y$  (Frydenberg & Lauritzen 1989).
- If  $(x, y)$  is not an edge of  $G$ , connecting  $(x, y)$  is legal iff there is a clique  $C_x \ni x$  and a clique  $C_y \ni y$  that are adjacent in some junction tree representation of  $G$  (Giudici & Green 1999).

## 1.2 Other characterizations of decomposable graphs

The junction tree has proved to be a very effective characterization of a decomposable graphs both for graph sampling, and hence inference on graph structure when sampling from a posterior, and for propagating information through known graphs using the *forward-backward* methods of graphical modeling (Lauritzen & Spiegelhalter 1988). However, other characterizations have been proposed and considered. These include the *Almond tree* (Almond & Kong 1991), the *Ibarra graph* or *clique-separator graph* (Ibarra 2009) both of which we review below, and of course there is the graph itself usually represented by a specification of the vertex adjacency sets. While the the Giudici-Green sampler using the junction tree has been difficult to beat computationally, there are other reasons to consider these alternative representations.

- The Giudici-Green algorithm proposes and rejects illegal perturbations which raises the question of whether we can limit proposals to only legal moves and whether a different representation makes this easier.
- Some structural queries may be easier with other representations. For instance, determining whether a set of vertices is a separator of  $G$  is equivalent to asking whether it is an edge of a junction tree. However, it is also equivalent to asking whether the set is a vertex of either the Almond tree or the Ibarra graph which may be easier to determine.
- Having a different structure to represent the graph raises the possibility of perturbing the structure rather than the graph itself in a sampling scheme. That is, can we

sample the space of representations of decomposable graphs rather than space of graphs? For instance, Green & Thomas (2013) described sampling decomposable graphs using a Markov chain on junction trees. Other representations may suggest other perturbations that could improve mixing properties.

- Because junction tree representations are not unique, the Green & Thomas (2013) junction tree sampler requires the enumeration of the junction tree representations of a graph which is a substantial computation. Similarly, Almond trees are not uniquely determined, however, Ibarra graphs are. Thus, a sampler on Ibarra graphs could potentially be simpler and faster as it would not be necessary to enumerate and correct for multiple representations.
- Sampler mixing properties might also be improved by proposing multiple edge changes in a single perturbation. For example, Green & Thomas (2013), also described a multi edge junction tree sampler. Could other structures make determining the legality of multiple edge perturbations more efficient?
- In large graphs it may be possible to make multiple local perturbations independently and simultaneously and hence speed up a sampler using multiple processors in parallel. Are there structures that allow the identification of perturbations that can be validly made in parallel?

While these issues are active research questions, to date only the junction tree representation has been used for sampling decomposable graphs. The work presented here describes how to determine the legality of a single edge perturbation using each of these representations and how the data structures need to be updated when a perturbation is accepted. These we view as necessary first steps to fully investigating and exploiting these alternative approaches. We begin by describing the process using only the graph itself and follow by reviewing the sampler as described by Giudici & Green (1999). We then consider the Almond tree definition of which we modify slightly to make the edges directed. Finally we deal with the Ibarra graph which was originally defined to have some directed and some undirected edges, but which we again modify slightly to give direction to all edges.

We believe that the formulations that allow the Metropolis sampling scheme to be done with reference to the graph itself, the Almond tree and the Ibarra graph are novel.

## 2 Preliminaries

### 2.1 Decomposable graphs

For a more complete treatment of graphical modeling and decomposable graphs see Lauritzen (1996).

Let  $G = G(V, E)$  be an undirected graph with vertex set  $V$  and edge set  $E \subseteq V \times V$ . A subset  $U \subseteq V$  defines an *induced subgraph* of  $G$  with vertex set  $U$  and edge set  $E \cap U \times U$ . The induced subgraph of  $U$  is *complete* if its edge set is  $U \times U$ .  $U$  is a *clique* if it is maximally complete, that is, it induces a complete subgraph in  $G$  and there is no subset  $W$  such that  $U \subset W \subseteq V$  that also induces a complete subgraph of  $G$ . The set of all cliques of  $G$  is denoted by  $\mathcal{C}$ .

**Definition 1** (Running intersection property). A graph  $G$  has the *running intersection property* if its cliques can be ordered  $(C_1, C_2, \dots, C_c)$  such that

$$\text{if } S_i = C_i \cap \bigcup_{j=1}^{i-1} C_j \text{ then } S_i \subset C_k \text{ for some } k < i. \quad (4)$$

The collection of sets  $\mathcal{S} = \{S_i\}$  are called the *separators* of  $G$ .

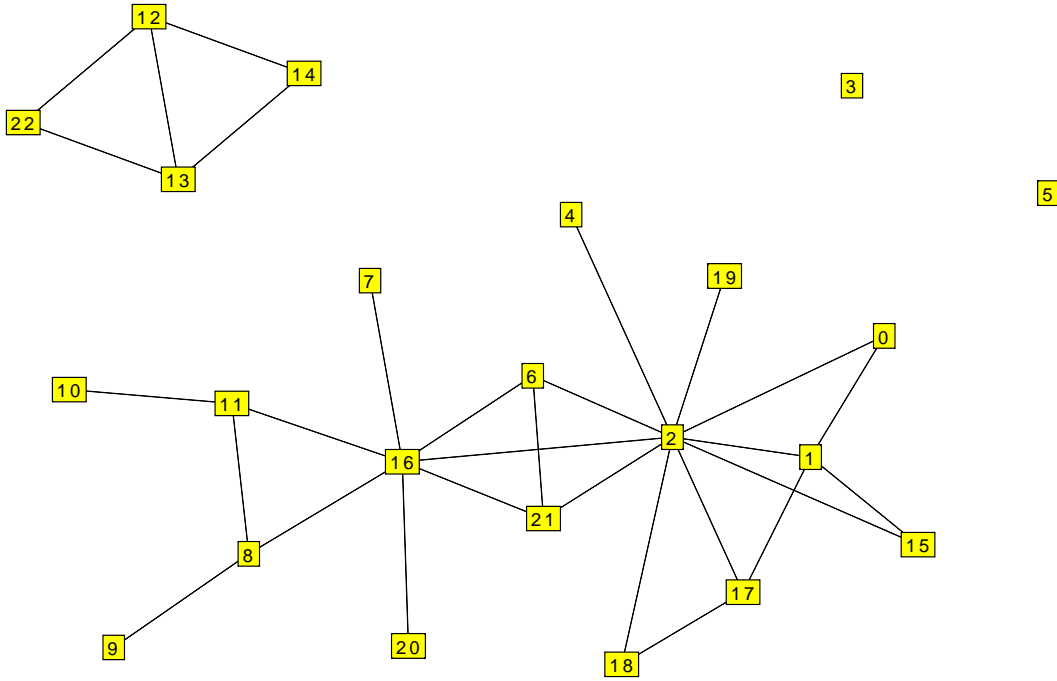
A clique ordering that has this property is called a *perfect ordering* and while  $G$  will typically have many perfect orderings, both the set of cliques and the collection of separators are uniquely defined. Because of maximality, the cliques must be distinct, however, in general the separators are not. The number of times a set appears as a separator is called its *multiplicity*.

**Definition 2** (Decomposable graph). A graph is *decomposable* if and only if it has the running intersection property.

In what follows the graphs are decomposable unless stated otherwise. Figure 1 gives an example of a decomposable graph from Thomas & Green (2009).

Related to the perfect clique order is the *vertex elimination* order, that is, an ordering of the vertices with the property that the intersection of the adjacency set of a vertex with the vertices that follow it in order is complete. A vertex elimination order also exists iff the graph is decomposable. Given a vertex elimination order it is straightforward to specify an *edge elimination* order, that is, an order of the edges such that at each stage, when an edge is removed, the resulting graph is decomposable. We can, therefore, construct any decomposable graph by adding its edges to the empty graph in reverse elimination order using only legal moves. Since we will describe below how to update each representation of a decomposable graph when a legal edge is added, we do not also give other explicit methods for their construction, however, note that Tarjan & Yannakakis (1984) and Ibarra (2009) give such methods for junction trees and Ibarra graphs respectively. Instead, we need only specify in addition how to represent the empty graph, which is always decomposable, using each characterization.

Figure 1: An example of a decomposable graph.



**Definition 3.**

- A *path* between  $x$  and  $y$  is a sequence of vertices  $(x = u_1, u_2, \dots, u_n = y)$  such that each  $(u_i, u_{i+1})$  is an edge in  $G$ . The *length* of the path is  $n - 1$ , the number of edges in it.
- A *cycle* is a path with  $x = y$ .
- A *chord* of the cycle  $(x = u_1, u_2, \dots, u_n = x)$  is an edge  $(u_i, u_j)$  that is not in the cycle itself. A cycle is *unchorded* if it has no chords.
- A vertex set  $A$  is said to *separate* vertices  $x$  and  $y$  in  $G$  if every path from  $x$  to  $y$  in  $G$  contains at least one vertex in  $A$ .

A further defining property of decomposable graphs is that they contain no unchorded cycles of length greater than 3, and decomposable graphs are therefore sometimes called *chordal* or *triangulated* graphs. We will exploit this below to prove results by contradiction, that is, we will show that, under some circumstances, cycles of 4 or more vertices exist and that, hence, a graph is not decomposable.

## 2.2 Graph searches

In what follows we will make much use of searches in a graph to find paths between vertices, or to establish that no such path exists. The generic form of the searches we use are as follows:

**Procedure 4** (Generic path search).

1. Identify an initial vertex  $a$ .
2. Create an empty queue of vertices and add  $a$  to it. Mark  $a$  as *explored*.
3. Create a vertex to vertex map to enable backtracking.
4. Until the queue is empty:
  - Remove vertex  $b$  from the head of the queue and process it.
  - For each unexplored neighbour  $c$  of  $b$ :
    - Mark  $c$  as explored.
    - If  $c$  satisfies a continuation criterion, add  $c$  to the queue and map  $c$  to  $b$  in the backtracking map.

This format can accommodate standard searches such as breadth first, by using a first-in-first-out queue, or depth first, by using a last-in-first-out queue. Junction trees, Almond trees, and Ibarra graphs are all graphs in which vertices comprise sets of vertices of the original decomposable graph. Many of our searches on these structures will use a queue of sets that prioritizes the entries in increasing or decreasing order of size: a *lightest neighbour first* or *heaviest neighbour first* search respectively. We will also mention below *maximum spanning tree algorithms*, such as Prim's algorithm (Jarnik 1930), which prioritize the search based on edge properties rather than vertex properties and do not fit into this generic format, however, these will only be used conceptually and do not need to be implemented.

To mark vertices as explored we can maintain the set of explored vertices and if this is implemented, for example, by a hash map, adding, removing, and checking for membership can all be done in constant time.

To establish whether a path exists between two vertices, we set one of these as the initial vertex and continue until either the other is reached, or the search is exhausted.

If we need a specific path between two vertices, not just to know whether such a path exists, we can use the map to track back from the last vertex reached to starting point. If the direction of the path is relevant, care should be taken to choose the initial vertex appropriately.

### 3 Giudici-Green using the decomposable graph itself

For any pair of vertices  $x, y \in V$  let  $S_{xy}$ , be the set of their common neighbours in decomposable  $G(V, E)$ , that is, the intersection of their adjacency sets, and let  $S_x = S_{xy} \cup \{x\}$ ,  $S_y = S_{xy} \cup \{y\}$ .  $C_{xy} = S_{xy} \cup \{x, y\}$ .

#### 3.1 Disconnections

A simple condition for the legality of disconnections in terms of the common neighbours of the end vertices is well know (Eriksen 1996, Culbertson et al. 2021) and also lets us obtain the Metropolis acceptance probability. A simple proof from first principles is given here.

**Theorem 5** (Legal disconnections). *Any pair of connected vertices  $x, y$  can be legally disconnected iff  $S_{xy}$  is complete.*

*Proof.* Let  $G$  be a decomposable graph in which  $(x, y)$  is an edge and let  $G^-$  be the graph obtained from  $G$  by disconnecting  $(x, y)$ .

If  $S_{xy}$  is not complete in  $G \exists u, v \in S_{xy}$  such that  $u$  and  $v$  are not connected in  $G$  and, hence, not connected in  $G^-$ . Since they are both common neighbours of  $x$  and  $y$  in  $G$  and  $G^-$ ,  $(x, u, y, v, x)$  is an unchorded 4-cycle in  $G^-$  which is, therefore, not decomposable.

If  $S_{xy}$  is complete in  $G$ , assume for the purpose of contradiction that  $G^-$  is not decomposable.  $G^-$  must then contain an unchorded  $k$ -cycle for  $k > 3$  that is chorded by the addition of the edge  $(x, y)$ . If  $k > 4$ , it requires more than one edge to chord the cycle which contradicts the decomposability of  $G$ . So,  $G^-$  contains the 4-cycle  $(x, u, y, v, x)$  for some vertices  $u$  and  $v$ . But  $u$  and  $v$  are then unconnected common neighbours of  $x$  and  $y$  in  $G$  which contradicts the completeness of  $S_{xy}$ .  $\square$

When this condition is met,  $C_{xy}$  is the unique clique of  $G$  that contains both  $x$  and  $y$  that is specified in the criterion of (Frydenberg & Lauritzen 1989) and it is straightforward to show that these criteria are equivalent.

**Definition 6** (Clique enabling a disconnection). When disconnecting  $x$  and  $y$  is a legal move,  $C_{xy}$  is a uniquely defined clique and we say that  $C_{xy}$  *enables* the disconnection.

Note that the set of legal disconnections can be partitioned over their enabling cliques.

**Observation 7** (Acceptance probability for a disconnection). If disconnecting  $(x, y)$  is a legal move, the appropriate Metropolis acceptance probability is

$$\max \left\{ 1, \frac{\phi(S_x)\phi(S_y)}{\phi(S_{xy})\phi(C_{xy})} \right\}. \tag{5}$$

*Proof.* Simple restatement of the result of Giudici & Green (1999).  $\square$

Constructing  $S_{xy}$  and checking for completeness is straightforward using the adjacency sets of the vertices in  $G$ , but is quadratic in  $|S_{xy}|$  and may be computationally expensive for large dense graphs.



## 3.2 Connections

For legality of connections and the Metropolis acceptance probability we have the following novel observation.

**Theorem 8** (Legal connections). *Any pair of unconnected vertices  $x, y \in V$  can be legally connected iff  $S_{xy}$  separates  $x$  and  $y$  in  $G$ .*

*Proof.* Let  $G$  be a decomposable graph in which  $(x, y)$  is not an edge and let  $G^+$  be the graph obtained from  $G$  by connecting  $(x, y)$ .

If  $S_{xy}$  does not separate  $x$  and  $y$  in  $G$ , there must be paths in  $G$  that do not pass through any common neighbour. The shortest of these paths must be of length greater than 2, otherwise the sole intermediate vertex would be a common neighbour, and there can be no other edges connecting the intermediate vertices, otherwise a shorter path would exist. Connecting  $(x, y)$  in  $G^+$  then creates an unchorded cycle of length greater than 3, and  $G^+$  is not decomposable.

If  $S_{xy}$  separates  $x$  and  $y$  in  $G$ , assume for the purpose of contradiction that  $G^+$  is not decomposable.  $G^+$  must then contain an unchorded  $k$ -cycle of length  $k \geq 4$  that is broken by the disconnection of  $(x, y)$ .  $G$  must therefore contain a path  $(x, u, \dots, v, y)$  of length  $k \geq 3$ . Since  $S_{xy}$  separates  $x$  and  $y$  in  $G$ , this path must contain a vertex  $w$  which is a common neighbour of  $x$  and  $y$ . We then have a contradiction since  $(x, w)$  and/or  $(y, w)$  will be a chord of the  $k$ -cycle in  $G^+$ .  $\square$

$S_{xy}$  is always complete when  $x$  and  $y$  are connected, because otherwise there must be an unchorded 4-cycle, and when the above condition is met, it is a separator of  $G$ .

**Definition 9** (Separator enabling a connection). When connecting  $x$  and  $y$  is a legal move,  $S_{xy}$  is a uniquely defined separator and we say that  $S_{xy}$  *enables* the connection.

Note that the set of legal connections can be partitioned over their enabling separators.

**Observation 10** (Acceptance probability for a connection). If connecting  $(x, y)$  is a legal move, the Metropolis acceptance probability is

$$\max \left\{ 1, \frac{\phi(S_{xy})\phi(C_{xy})}{\phi(S_x)\phi(S_y)} \right\}. \quad (6)$$

*Proof.* Simple restatement of the result of Giudici & Green (1999).  $\square$

Checking for legality of separation requires a graph search to establish that no path exists. In the worst case this can involve traversing the whole graph. To some extent, however, this might be mitigated by the following observation.

**Lemma 11.** *If  $S_{xy}$  is complete and there exists a path from  $x$  to  $y$  that doesn't include any vertex in  $S_{xy}$ , then every vertex in that path must be connected to every vertex in  $S_{xy}$ .*

*Proof.* Suppose that  $u$  is a vertex in the path from  $x$  to  $y$  and that  $v \in S_{xy}$  with  $u$  not connected to  $v$ . Then,  $x, v, y, \dots, u, \dots, x$  is a cycle that must contain a cycle of length at least 4 that is unchorded, the missing chord being  $(u, v)$ , which contradicts the decomposability of  $G$ .  $\square$

This allows us to restrict the path searching to an induced subgraph of  $G$ .

**Theorem 12** (Restricted path search). *Let  $N_{xy}$  be the set of vertices not in  $S_{xy}$  that are connected to every vertex in  $S_{xy}$ . Let  $G_{N_{xy}}$  be the subgraph of  $G$  induced by  $N_{xy}$ .  $S_{xy}$  separates  $x$  and  $y$  in  $G$  iff  $x$  and  $y$  are in different components of  $G_{N_{xy}}$ .*

*In other words, connecting  $x$  and  $y$  in  $G$  is legal iff  $x$  and  $y$  are in different components of  $G_{N_{xy}}$ .*

*Proof.* This follows directly from lemma 11 as  $G_{N_{xy}}$  contains precisely those vertices that paths between  $x$  and  $y$  must pass through.  $\square$

In many cases  $G_{N_{xy}}$  can be far smaller than  $G$  significantly reducing the workload of establishing separation, however, identifying and restricting the search to  $G_{N_{xy}}$  may involve significant computation. In the worst case, notably when  $S_{xy}$  is empty and a separator of  $G$ , there is no saving.

### 3.3 The sampler using the graph itself

We can now restate the Giudici-Green sampler directly in terms of the graph itself. In doing so, since checking the random Metropolis acceptance criterion is typically far faster than checking for legality of the perturbation, we reverse the order of the criteria and proceed to the second only when the first is met.

We note that, in the obvious way and without recourse to other representations, we can track the probability, up to a constant factor, of the current graph. In an analogous fashion we can also track its clique set and separator collection. Let  $G^\emptyset = G(V, E = \emptyset)$  be the trivial or empty graph.

**Procedure 13** (Giudici-Green with the graph only).

1.
  - Initialize  $G = G^\emptyset$ ,
  - Set  $\pi(G) = \pi(G^\emptyset) = \frac{\prod_{v \in V} \phi(\{v\})}{\phi(\emptyset)^{n-1}}$ .
  - Set  $\mathcal{C} = \mathcal{C}(G^\emptyset = \{\{v_1\}, \{v_2\}, \dots, \{v_n\}\})$
  - Set  $\mathcal{S} = \mathcal{S}(G^\emptyset = \{\emptyset, \emptyset, \dots, \emptyset\})$ , that is a list of length  $n - 1$  in which the every element is the empty set.
2. Randomly select two distinct vertices  $x, y \in V$  and find  $S_{xy}, S_x, S_y$ , and  $C_{xy}$ .
3. Generate a random variate  $U \sim \text{Uniform}(0, 1)$ .

4. For  $x$  and  $y$  connected: if

$$U <= \frac{\phi(S_x)\phi(S_y)}{\phi(S_{xy})\phi(C_{xy})} \quad \text{and } C_{xy} \in \mathcal{C},$$

- Disconnect  $(x, y)$ .
- Set  $\pi(G) = \pi(G) \frac{\phi(S_x)\phi(S_y)}{\phi(C_{xy})\phi(S_{xy})}$ .
- Remove  $C_{xy}$  from  $\mathcal{C}$ .
- Add an instance of  $S_{xy}$  to  $\mathcal{S}$ .
- If  $S_x \in \mathcal{S}$  remove one instance of it from  $\mathcal{S}$ , otherwise add it to  $\mathcal{C}$ .
- If  $S_y \in \mathcal{S}$  remove one instance of it from  $\mathcal{S}$ , otherwise add it to  $\mathcal{C}$ .

5. For  $x$  and  $y$  unconnected: if

$$U <= \frac{\phi(S_{xy})\phi(C_{xy})}{\phi(S_x)\phi(S_y)} \quad \text{and } S_{xy} \in \mathcal{S} \text{ and } S_{xy} \text{ separates } x \text{ and } y,$$

- Connect  $(x, y)$ .
- Set  $\pi(G) = \pi(G) \frac{\phi(C_{xy})\phi(S_{xy})}{\phi(S_x)\phi(S_y)}$ .
- Add  $C_{xy}$  to  $\mathcal{C}$ .
- Remove an instance of  $S_{xy}$  from  $\mathcal{S}$ .
- If  $S_x \in \mathcal{C}$  remove it from  $\mathcal{C}$ , otherwise add an instance of it to  $\mathcal{S}$ .
- If  $S_y \in \mathcal{C}$  remove it from  $\mathcal{C}$ , otherwise add an instance of it to  $\mathcal{S}$ .

6. Repeat from step 2.

Note that in step 4, testing for  $C_{xy} \in \mathcal{C}$  is equivalent to testing that  $S_{xy}$  is complete, and this takes  $O(|C_{xy}|)$  time whereas testing for the completeness of  $S_{xy}$  using  $G$  directly take time of  $O(|S_{xy}|^2)$ . Also, in step 5, the pre check that  $S_{xy} \in \mathcal{S}$  can avoid a graph search when  $S_{xy}$  is not a separator of  $G$  and hence cannot separate  $x$  and  $y$ . Similarly, tracking  $\pi(G)$  is not necessary to run the sampler, but it may be a useful statistic to monitor.

We can implement this procedure with two functions: one that takes  $x, y$  and  $C_{xy}$ , checks that  $C_{xy}$  enables the disconnection and, when it does, makes the disconnection by updating the data structure; and one that takes  $x, y$  and  $S_{xy}$ , checks that  $S_{xy}$  enables the connection, and when it does, makes the connection. These, together with a specification of the data structure to match an initial state, are sufficient to run the sampler.

When implementing the the sampler using junction trees, etc, we can use the alternative graph representations as replacements for the graph itself, or use them in conjunction with it. Giudici & Green (1999), in effect, used the junction tree as a replacement. There is, however, good reason to keep the raw graph representation, for instance, if the graph is being displayed during the sampling process or if summary statistics about its structure

are required as output these may be more readily obtained from the graph itself. More importantly, the graph itself allows quick ascertainment of  $S_{xy}$  and  $C_{xy}$  while each of the other representations requires a path search to obtain them. In what follows we will provide methods to find  $S_{xy}$  using the alternative graph representations, but note when used as the the only representation these method may be combined with the updating procedures, and bypassed completely when used as an auxiliary.

## 4 Giudici-Green using junction trees, the original formulation

### 4.1 Definitions and properties

We now review junction trees, their relevant properties, and the Giudici-Green sampler.

All the alternative representations of a decomposable graph  $G(V, E)$  that we consider below are graphs in which the vertices represent subsets of the initial vertex set  $V$ . We now define a property of such graphs.

**Definition 14** (Set graphs). For any set  $\mathcal{K}$  of subsets of  $V$ ,  $\mathcal{K} = \{K_1, K_2, \dots, K_m : K_i \subseteq V\}$  any graph  $H$  with vertex set  $\mathcal{K}$ , that is,  $H = H(\mathcal{K}, E \subseteq \mathcal{K} \times \mathcal{K})$ , is a *set graph*.

**Definition 15** (Junction property). Let  $A \subseteq V$  and define  $H_A$  to be the subgraph of set graph  $H$  induced by the vertices that contain  $A$ . If  $H_A$  is a single connected component for all  $\{A \subseteq V\}$ , then  $H$  is said to have the *junction property*.

**Definition 16** (Junction trees). Let  $G(V, E)$  be a decomposable graph with clique set  $\mathcal{C}$ . Let  $J = J(\mathcal{C}, E \subseteq \mathcal{C} \times \mathcal{C})$  be a tree with vertex set  $\mathcal{C}$ , so that  $|E| = |\mathcal{C}| - 1$ . If  $J$  has the junction property  $J$  is said to be a *junction tree*.

Figure 2: A junction tree for the graph in figure 1.

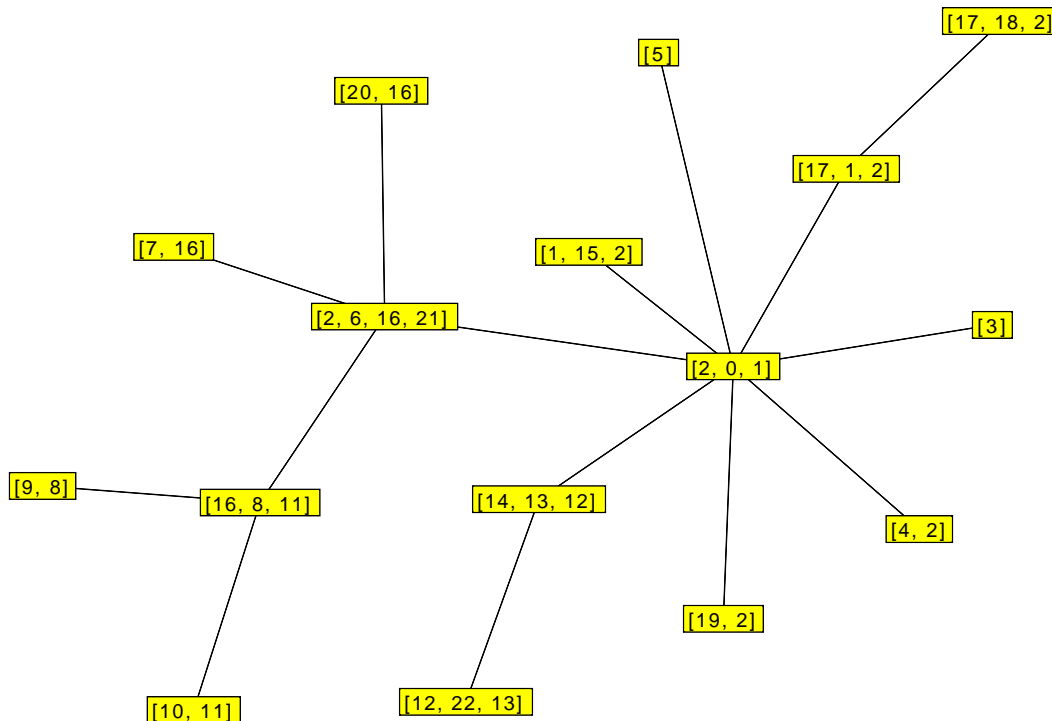


Figure 2 shows a junction tree for the decomposable graph given in figure 1.

A decomposable graph will typically have many equivalent junction tree representations and Thomas & Green (2009) give a method to enumerate these. Conversely, however, a junction tree uniquely determines its decomposable graph.

Let  $H^C = H^C(\mathcal{C}, \mathcal{C} \times \mathcal{C})$  be a complete graph and let the edges of the graph be associated with the intersection of the cliques it connects. The *weight* of an edge  $(C_1, C_2)$  is defined as  $|C_1 \cap C_2|$ . Then,  $J$  is a junction tree of  $G$  iff it is a heaviest spanning tree of  $H^C$ , and this is sometimes used as an alternative definition. While it is not generally efficient to find a junction tree using spanning tree algorithms it provides a useful alternative formulation, in particular, it is possible at times to replace set equality and set inclusion queries with simpler comparisons of set size.

The method given by (Tarjan & Yannakakis 1984) to construct a junction tree does so by finding a perfect ordering of the cliques and then, at each step, connecting clique  $C_i$  to some  $C_k, k < i$  such that  $C_k \supset C_i \cap C_k = S_i$ . Thus, each edge of the junction tree is associated with the intersection of the cliques that it connects, which is a separator of  $G$ .

It will be useful in the following procedures to quickly identify a clique that contains any given vertex which we will do by maintaining a suitable vertex to clique map.

**Definition 17** (Vertex(-clique) map). A *vertex-clique map*, or just *vertex map* is any map that associates each vertex of  $G$  to some clique of  $G$  that contains it.

## 4.2 The sampler using junction trees

We initialize the sampler to be the trivial graph  $G^0$  which has cliques  $\mathcal{C}_0 = \{\{v_i\} \mid i = 1 \dots |V|\}$  and find a junction tree representing this state, which can be any tree with this vertex set.

**Procedure 18** (Representing the trivial graph).

1. Set  $J = J(\mathcal{C}_0, E = \{(\{v_1\}, \{v_i\}), 2 \leq i \leq |V|\})$ .
2. Set the vertex map by mapping  $v_i$  to  $\{v_i\} \forall i$ .

Then we provide an optional method to identify  $S_{xy}$  and for any  $x, y \in V$ .

**Procedure 19** (Finding  $S_{xy}$ ).

1. From the vertex map, find  $C_x \ni x$ .
2. Search from  $C_x$  until a clique  $C_y \ni y$  is found.
3. If  $x \in C_y$ , then  $x$  and  $y$  are connected in  $G$ . Searching from  $C_x$  find  $J_{xy}$  the connected subtree of  $J$  induced by cliques that contain  $\{x, y\}$ . Then,

$$S_{xy} = \bigcup_{C \in V(J_{xy})} C - \{x, y\} \tag{7}$$

where the union is taken over the cliques that are vertices of  $J_{xy}$ .

4. Otherwise,  $x$  and  $y$  are not connected in  $G$ . Backtrack from  $C_y$  along the path to  $C_x$  and reset  $C_x$  to be the first clique in the path that contains  $x$ . Then,

$$S_{xy} = C_x \cap C_y. \quad (8)$$

As always,  $S_x = S_{xy} \cup \{x\}$ ,  $S_y = S_{xy} \cup \{y\}$ ,  $C_{xy} = S_{xy} \cup \{x, y\}$ .

**Procedure 20** (Disconnect  $(x, y)$  if  $C_{xy}$  enables).

1. If  $C_{xy}$  is not a vertex of  $J$ ,  $C_{xy}$  is not a clique and does not enable the disconnection so reject the perturbation. Otherwise the disconnection is enabled.
2. If  $C_{xy}$  has a neighbour  $C_x \supseteq S_x$ 
  - disconnect  $C_x$  from  $C_{xy}$ ,
  - otherwise set  $C_x = S_x$  and add it as a vertex of  $J$ .
3. If  $C_{xy}$  has a neighbour  $C_y \supseteq S_y$ 
  - disconnect  $C_y$  from  $C_{xy}$ ,
  - otherwise set  $C_y = S_y$  and add it as a vertex of  $J$ .
4. For each neighbour of  $C_{xy}$ , if it contains  $x$  connect it to  $C_x$ , otherwise connect it to  $C_y$ .
5. Delete  $C_{xy}$  from  $J$ .
6. Connect  $C_x$  to  $C_y$ .
7. Update the vertex map by mapping each vertex in  $C_x$  to  $C_x$  and each vertex in  $C_y$  to  $C_y$ .

**Procedure 21** (Connect  $(x, y)$  if  $S_{xy}$  enables).

1. From the vertex map find,  $C_x \ni x$ . Search from  $C_x$  until a clique  $C_y \ni y$  is found. Backtrack from  $C_y$  along the path to  $C_x$  and reset  $C_x$  to be the first clique in the path that contains  $x$ . This finds the shortest path between a vertex containing  $x$  and one containing  $y$ .
2. Find in the path an edge representing a separator  $S$  such that  $|S| = |S_{xy}|$ . If no such edge exists,  $S_{xy}$  does not enable the connection, so reject the perturbation. Otherwise, by the junction property,  $S = S_{xy}$  and the connection is enabled.
3. Disconnect the vertices connected by the edge representing  $S$ .
4. Add  $C_{xy}$  to the vertex set of  $J$ .

5. If  $|C_x| < |C_{xy}|$ ,
  - then  $C_{xy} \supset C_x$ , so connect the neighbours of  $C_x$  to  $C_{xy}$ , and delete  $C_x$  from the graph,
  - otherwise, connect  $C_x$  to  $C_{xy}$ .
6. If  $|C_y| < |C_{xy}|$ ,
  - then  $C_{xy} \supset C_y$ , so connect the neighbours of  $C_y$  to  $C_{xy}$ , and delete  $C_y$  from the graph,
  - otherwise, connect  $C_y$  to  $C_{xy}$ .
7. Map every vertex in  $C_{xy}$  to  $C_{xy}$ .



## 5 Giudici-Green using Almond trees

Jensen (1988) introduced a version of the junction tree that included separators as intermediate vertices along the edges connecting cliques, as such, each separator was represented by multiple vertices corresponding to its multiplicity in the running intersection. Almond & Kong (1991) modified this formulation into a tree using a single vertex for each separator. We slightly modify this further by assigning direction to each edge in the tree.

**Definition 22.** (Almond tree) For a decomposable graph  $G$  with cliques  $\mathcal{C}$  and separators  $\mathcal{S}$  consider a graph  $H$  to have

- vertex set  $\mathcal{C} \cup \mathcal{S}$
- with edges  $\{(S, T)\}$  for each pair where  $S \subset T$ .

Any spanning tree  $A$  of  $H$  with the junction property is an *undirected Almond tree* for  $G$  and is a (*directed*) *Almond tree* when its edges are oriented from  $S$  to  $T$  where  $S \subset T$ .

Almond & Kong (1991) called  $H$  the *junction graph*. It is convenient to refer to the in-neighbours of a set to be its *parents* and to the out-neighbours as its *children*. Vertices corresponding to cliques have no children in an Almond tree, and the number of children for a separator vertex is one more than its multiplicity.

An alternative formulation is given by Jensen & Jensen (1994), as follows.

**Theorem 23.** *Assign to each edge  $(S, T)$  of  $H$  a weight  $|S \cap T| = |S|$  if  $S \subset T$ . Any heaviest spanning tree  $A$  of  $H$  is an undirected Almond tree for  $G$ .*

*Proof.* Theorem 3 of Jensen & Jensen (1994). □

Note that when edge of equal weight can be chosen in constructing the heaviest spanning tree, Jensen & Jensen (1994) choose  $(S, T)$  to minimize  $|T|$ , however, this is not necessary to satisfy the original definition of Almond & Kong (1991).

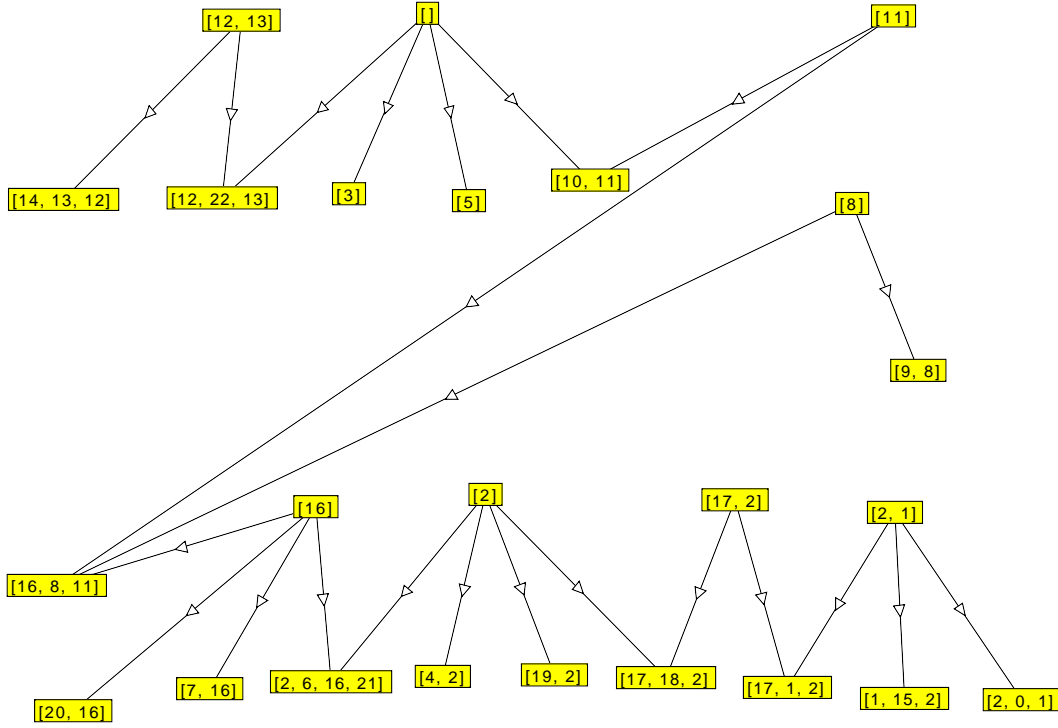
Figure 3 shows an Almond tree for the decomposable graph given in figure 1.

In what follows, we will consider intermediate graphs that are not true Almond trees because a separator has become a subset of a single clique and needs to be removed. The following procedure achieves the removal of these *redundant* separators.

**Procedure 24** (Check for and remove a redundant separator  $S$ ).

1. If  $S$  has no children, it is a clique, not a separator, so stop here.
2. If  $S$  has more than 1 child, it is not redundant, so stop here.
3. If  $S$  has exactly 1 child, it is redundant, so remove it as follows.
  - Connect each parent of  $S$  to its child.
  - Remove  $S$  from the graph.

Figure 3: An Almond tree for the graph in figure 1.



## 5.1 The sampler using Almond trees

We now define the methods to implement the Giudici-Green sampler using Almond trees.

**Procedure 25** (Representing the trivial graph).

1. Set the vertex set to be  $\emptyset \cup \{\{v_1\} \dots \{v_n\}\}$ .
2. Connect the directed edges  $\{(\emptyset, v_i) \forall i\}$ .
3. Set the vertex map by mapping  $v_i$  to  $\{v_i\} \forall i$ .

**Procedure 26.** (Disconnecting  $(x, y)$  if  $C_{xy}$  enables)

1. If  $C_{xy}$  is not a vertex of the Almond tree it is not complete, the disconnection is not legal, so stop here.
2. If  $S_{xy}$  is vertex of the tree, find the path from  $C_{xy}$  to  $S_{xy}$  and disconnect  $S_{xy}$  from its neighbour in the path.
3. If  $S_x$  is not a vertex in the tree, set  $C_x = S_x$ .

4. Otherwise,  $S_x$  is a vertex of the tree and it must be connected to  $C_{xy}$ .
  - Disconnect  $(S_x, C_{xy})$ .
  - If  $S_x$  is not now redundant, set  $C_x = S_x$ .
  - Otherwise, set  $C_x$  to be the child of  $S_x$  and remove redundant  $S_x$ .
5. If  $S_y$  is not a vertex in the tree, set  $C_y = S_y$ .
6. Otherwise,  $S_y$  is a vertex of the tree and it must be connected to  $C_{xy}$ .
  - Disconnect  $(S_y, C_{xy})$ .
  - If  $S_y$  is not now redundant, set  $C_y = S_y$ .
  - Otherwise, set  $C_y$  to be the child of  $S_y$  and remove redundant  $S_y$ .
7. For each neighbour  $S$  of  $C_{xy}$  in the graph, if  $S \ni x$  connect  $(S, C_x)$ , otherwise connect  $(S, C_y)$ .
8. Remove  $C_{xy}$  from the graph.
9. Connect  $(S_{xy}, C_x)$  and  $(S_{xy}, C_y)$ .
10.
  - Map ever vertex in  $C_x$  to  $C_x$ .
  - Map ever vertex in  $C_y$  to  $C_y$ .

**Procedure 27.** (Connecting  $(x, y)$  if  $S_{xy}$  enables)

1. If  $S_{xy}$  is not a vertex of the graph, it is not a separator and the connection is not legal. Stop here.
2. From the vertex map find  $C_x \ni x$ , and find the path from  $C_x$  to  $S_{xy}$ . Reset  $C_x$  to be last vertex in the path containing  $x$  and record  $P_x$  the penultimate vertex in the path before  $S_{xy}$ .
3. From the vertex map find  $C_y \ni y$ , and find the path from  $C_y$  to  $S_{xy}$ . Reset  $C_y$  to be last vertex in the path containing  $y$  and record  $P_y$  the penultimate vertex in the path before  $S_{xy}$ .
4. If  $P_x = P_y$ ,  $S_{xy}$  does not separate  $x$  and  $y$  so stop here.
5. Disconnect  $(S_{xy}, P_x)$  and  $(S_{xy}, P_y)$ .
6. If  $S_x$  is a vertex of the graph, connect  $(S_x, C_{xy})$ , and remove  $S_x$  if it is redundant.
7. Otherwise, connect  $(S_x, C_{xy})$  and  $(S_x, C_x)$ .
8. If  $S_y$  is a vertex of the graph, connect  $(S_y, C_{xy})$ , and remove  $S_y$  if it is redundant.

9. Otherwise, connect  $(S_y, C_{xy})$  and  $(S_y, C_x)$ .
10. Connect  $(S_{xy}, C_{xy})$ . If  $S_{xy}$  is redundant, remove it.
11. Map every vertex in  $C_{xy}$  to  $C_x$ .

The procedure to find  $S_{xy}$  is the same as for Junction trees.

## 6 Giudici-Green using Ibarra graphs

### 6.1 Definitions and properties

The *clique-separator graph* for a decomposable graph  $G$  was defined by Ibarra (2009) to have vertices corresponding to both the cliques and separators of  $G$ , with directed edges between separators, and undirected edges connecting separators and cliques. We slightly modify the definition to make all edges directed, and refer to the resulting structure as an *Ibarra graph*.

**Definition 28** (Ibarra's clique-separator graph). For a decomposable graph  $G$  with cliques  $\mathcal{C}$  and separators  $\mathcal{S}$  define the Ibarra graph,  $I$ , to have

- vertex set  $\mathcal{C} \cup \mathcal{S}$
- with directed edges  $\{(S, T)\}$  from each pair where  $S \subset T$ , and there is no separator  $U$  such that  $S \subset U \subset T$ .

Note that the Ibarra graph has a single vertex for each separator regardless of its multiplicity. We also note that since, clearly,  $I$  is a connected spanning subgraph of the junction graph, any heaviest edge spanning tree of  $I$  is an Almond tree, but there are Almond trees that use edges not present in the Ibarra graph. Almond trees that satisfy the additional requirement of Jensen & Jensen (1994) will be heaviest spanning trees of the Ibarra graph, but not every heaviest spanning tree of an Ibarra graph will satisfy this requirement.

Clearly, since the edges of  $I$  are uniquely defined by the cliques and separators, there is a unique Ibarra graph for any decomposable graph, and conversely, the Ibarra graph contains a complete specification of the cliques and so uniquely defines the corresponding decomposable graph.

Figure 4 shows the Ibarra graph for the decomposable graph given in figure 1.

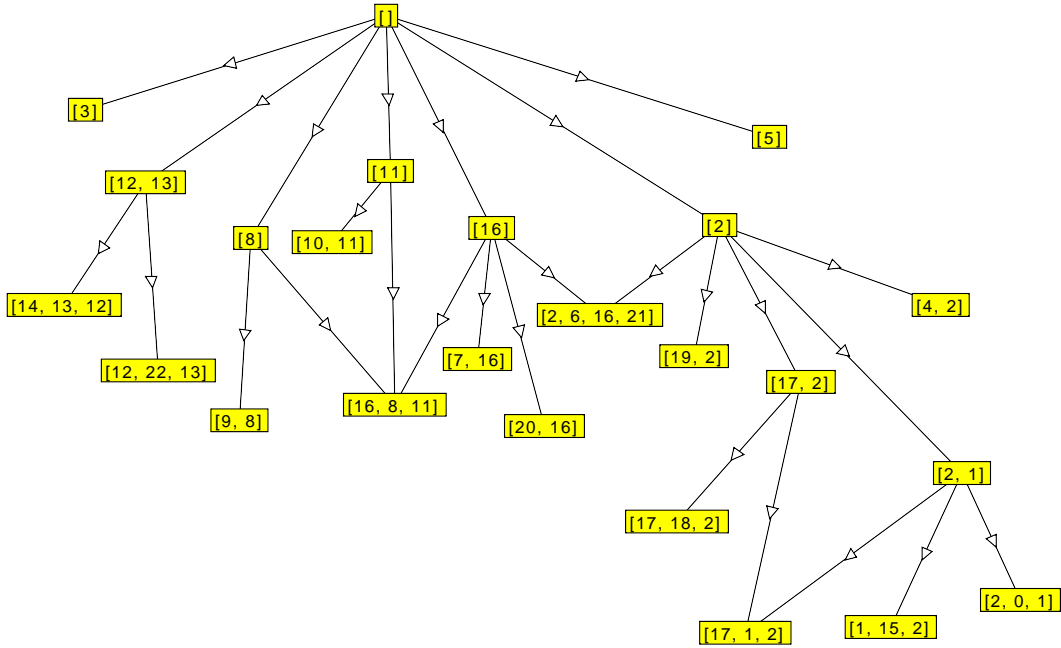
**Theorem 29.** (*Junction property*) *The Ibarra graph has the junction property.*

*Proof.* For any set  $A$  if no clique or separator contains  $A$  the junction property holds trivially.

Now consider any separator that contains  $A$ . Since this separator is an intersection of cliques, there must be at least 2 cliques that contain it and hence contain  $A$ . Moreover there are directed paths from the separator to each of these cliques and each vertex along the paths also contains  $A$ .

Now consider the cliques that contain  $A$ . If there is only 1, then it is the only vertex in the graph containing  $A$ , and the junction property holds. Now suppose there are  $m$  cliques containing  $A$ . Label them  $C_1^A, \dots, C_m^A$  such that the order of the cliques in the perfect ordering of the cliques of  $G$  is preserved. For any clique  $C_i^A$  if  $A \subset C_i^A \cup_{j=1}^{i-1} C_j^A$  there is a clique  $C_k, k < i$  such  $A \subset C_k$  so  $C_k = C_l^A$  for some  $l < i$ . Also there is a separator  $S_i^A = C_i^A \cap C_l^A \supset A$  and, hence, there is a path from  $S_i^A$  to each of  $C_i^A$  and  $C_l^A$  where

Figure 4: The Ibarra graph for the graph in figure 1.



each vertex on the path also contains  $A$ , and hence a path between  $C_i^A$  and  $C_l^A$  in which all the vertices contain  $A$ . Applying this for  $i = 2, \dots, m$  shows that the the vertices containing  $A$  form a single connected sub graph of  $I$  and junction property holds.  $\square$

The Ibarra graph is a special case of a *set inclusion graph* (Huang et al. 2019). Finding all subsets of a set in the graph is straightforwardly done by recursively following parental edges, that is, a set's subsets are its *ancestors* in the graph. Similarly, a set's supersets are its *descendants*.

Vertices corresponding to cliques have no children, but will have parents except in the case when  $G$  comprises a fully connected single clique.

Vertices corresponding to separators always have children, but may or may not have parents. The subgraph of  $I$  induced by the descendants of a separator  $S$  must have at least 2 components, these being the subgraphs separated by  $S$ . The multiplicity of  $S$  is one less than the number of components in this induced subgraph.

## 6.2 Required sub-procedures

In each case when we need to add a vertex  $X$  to an Ibarra graph we will be able to readily identify a superset  $C$  that is already in the graph. We can use this to simplify and speed up the process. We will refer to this as *adding  $X$  above  $C$* .

**Procedure 30** (Adding a set  $X$  above a known superset  $C$ ).

1. Find all the ancestors of  $C$ , that is all its subsets, and sort them from largest to smallest.
2. For each set  $A$  in the list:
  - If  $A \subset X$ , connect the edge  $(A, X)$ , and remove  $A$  and all its ancestors, that is all its subsets, from the list.
  - Otherwise, just remove  $A$  from the list.
3. Starting from  $C$ , find all the sets in the graph that contain  $X$ , and sort them from smallest to largest. Because of the junction property, the supersets of  $X$  will be a single connected component of the graph, so this search can be localized.
4. For each set  $A$  in the list, connect the edge  $(X, A)$ , and remove  $A$  and all its descendants, that is all its supersets, from the list.
5. Disconnect any edges that connect a parent of  $X$  to a child of  $X$ .

A more general method for adding a set to a set inclusion graph can be had by, at step 2, starting with a list sorted from largest to smallest of all the vertices in the graph, and at step 4 starting with the reverse of this list and checking for set inclusion before making the connection.

As with the case of the Almond tree, in the course of updating an Ibarra graph to accommodate connecting or disconnecting an edge we will make intermediate graphs with redundant separators. These are separators with descent sets that have a single component. These need to be removed to make a true Ibarra graph.

**Procedure 31** (Checking for and removing a redundant separator  $S$ ).

1. Find all the descendants of  $S$ .
2. Starting with any descendant, and traversing only edges that connect descendants, visit all vertices reachable from the starting point.
3. If all its descendants have been reached, then  $S$  is redundant and needs to be removed from the graph. Otherwise  $S$  separates the components among its descendants so stop here.
4. Find the parents of  $S$ , the children of  $S$ , and then remove  $S$  from the graph.
5. For each parent  $P$  and child  $C$ , if  $P$  is not an ancestor of  $C$  in the graph with  $S$  deleted, connect the edge  $(P, C)$ .

### 6.3 The sampler using Ibarra graphs

We can now define the methods sufficient to implement the Giudici-Green sampler using Ibarra graphs.

**Procedure 32** (Representing the trivial graph).

1. Set the vertex set to be  $\emptyset \cup \{\{v_1\} \dots \{v_n\}\}$ .
2. Connect the directed edges  $\{(\emptyset, v_i) \forall i\}$ .
3. Set the vertex map by mapping  $v_i$  to  $\{v_i\} \forall i$ .

The above procedure is identical to that for Almond trees.

**Procedure 33** (Disconnect  $(x, y)$  if  $C_{xy}$  enables).

1. If  $C_{xy}$  is not a vertex of the graph, it is not complete and the disconnection is not legal so stop here.
2.
  - If  $S_{xy}$  is not a vertex of the graph, add it above superset  $C_{xy}$ .
  - If  $S_x$  is not a vertex of the graph, add it above superset  $C_{xy}$ .
  - If  $S_y$  is not a vertex of the graph, add it above superset  $C_{xy}$ .
3. Delete  $C_{xy}$  from the graph.
4.
  - If  $S_x$  is redundant, remove it from the graph and reset  $S_x$  to be one of its descendants.
  - If  $S_y$  is redundant, remove it from the graph and reset  $S_x$  to be one of its descendants.
5. Map all vertices in  $S_x$  to  $S_x$ , and all vertices of  $S_y$  to  $S_y$ .

**Procedure 34** (Connect  $(x, y)$  if  $S_{xy}$  enables).

1.
  - If  $S_{xy}$  is not a vertex of the graph, it is not a separator, and hence does not separate  $x$  and  $y$ , the connection is not legal so stop here.
  - Otherwise, from the vertex map find  $C_y \ni y$ .
  - Starting from  $C_y$ , following edges in either direction, always visiting the biggest reachable set at each step, search until the first set  $C_x \ni x$  is found.
  - Backtrack along the path and reset  $C_y$  to be the first set containing  $y$  reached. This gives the shortest path from a set containing  $x$  to a set containing  $y$ .



- If this path does not contain the vertex  $S_{xy}$ ,  $S_{xy}$  does not separate  $x$  and  $y$  so stop here.
2.
    - If  $S_x$  is not a vertex, add it above superset  $C_x$ .
    - If  $S_y$  is not a vertex, add it above superset  $C_y$ .
  3. Add  $C_{xy}$  to the vertex set and connect the edges  $(S_x, C_{xy})$  and  $(S_y, C_{xy})$ .
  4.
    - If  $S_x$  is redundant remove it from the graph.
    - If  $S_y$  is redundant remove it from the graph.
    - If  $S_{xy}$  is redundant remove it from the graph.
  5. Map every vertex in  $C_{xy}$  to  $C_{xy}$ .

The procedure to find  $S_{xy}$  is essentially the same as for Junction trees and Almond trees except that the search from  $C_y$  to  $C_x$  always visits the biggest reachable set first, and the search must allow for multiple paths between vertices as the Ibarra graph is not in general a tree.

## 7 Results

All of the above methods have been implemented by the author in a Java program called DecosDemo available from github at

<https://github.com/alun-thomas/decos>.

This program demonstrates sampling decomposable graphs from distributions that control for the density of edges and clique sizes. These are all examples of structurally Markov distributions that might plausibly be used as priors in Bayesian structural model estimation. The user can either choose one representation to use for the sampling and compare computational times, or view all graph representations simultaneously for a single sampling run. This program was used to obtain the graph drawings in this work, and the results presented where we compare computational times for each representation for a variety of runs over graphs of different sizes and different probability densities. The sampling distributions we considered were:

- Uniform over decomposable graphs.
- Uniform over decomposable graphs with maximum clique size 3. This was done by setting the clique potential to be

$$\begin{aligned}\phi(C) &= 1 \text{ if } |C| \leq 3 \\ &= 0 \text{ otherwise.}\end{aligned}\tag{9}$$

- With probability favouring smaller graphs using an edge penalty, specifically

$$\pi(G(V, E)) \propto e^{-\alpha|E|}\tag{10}$$

which was done using clique potential defined by

$$\log(\phi(C)) = \frac{\alpha|C|(|C| - 1)}{2}.\tag{11}$$

We did this for  $\alpha = 1$  and  $\alpha = 2$ .

For each distribution we show the computational times for sampling graphs of in a range of sizes from 100 to 2000. As indicators for whether equilibrium sampling has been reached, we show plots for the number of edges in the graph and the acceptance probability which we define as proportion of graphs which pass the distribution criterion and are also decomposable. Also shown is the 1 millionth graph of size 100 sampled under each distribution. By using the same random seed each time so that the representations deal with exactly the same sequence of proposals and, hence, sampled graphs. All program runs were done on a laptop with 11th Gen Intel Core i9-11950H 2.60GHz processors.

Figure 5: Computational times by number of vertices when making 1M and 10M samples uniformly over decomposable graphs using a variety of graph representations. Black = the graph itself, red = junction tree, green = Almond tree, blue = Ibarra graph.

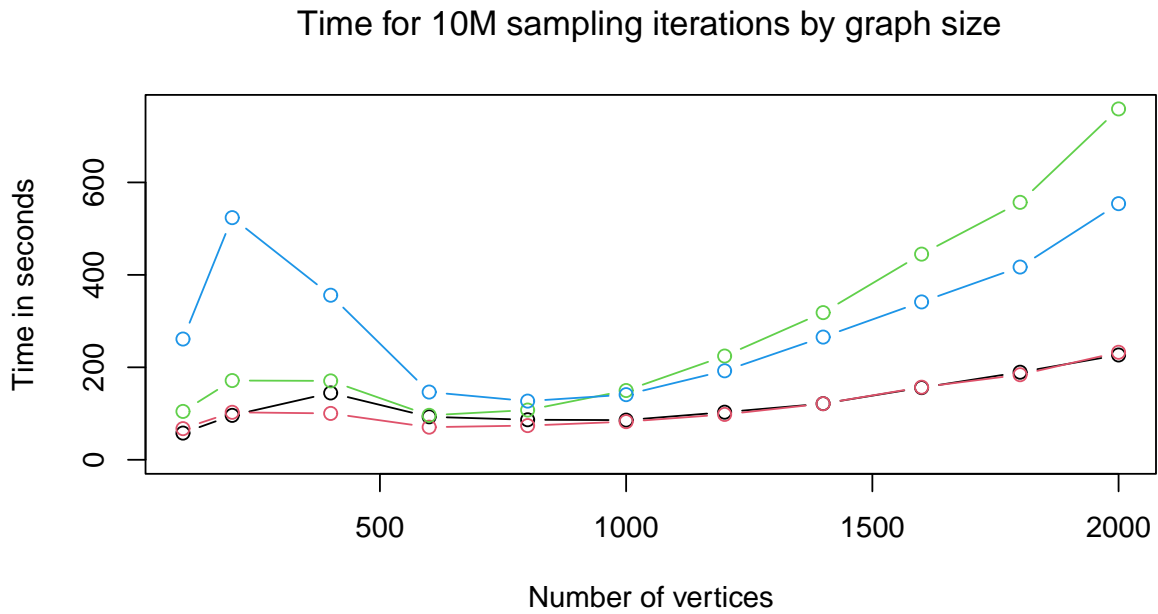
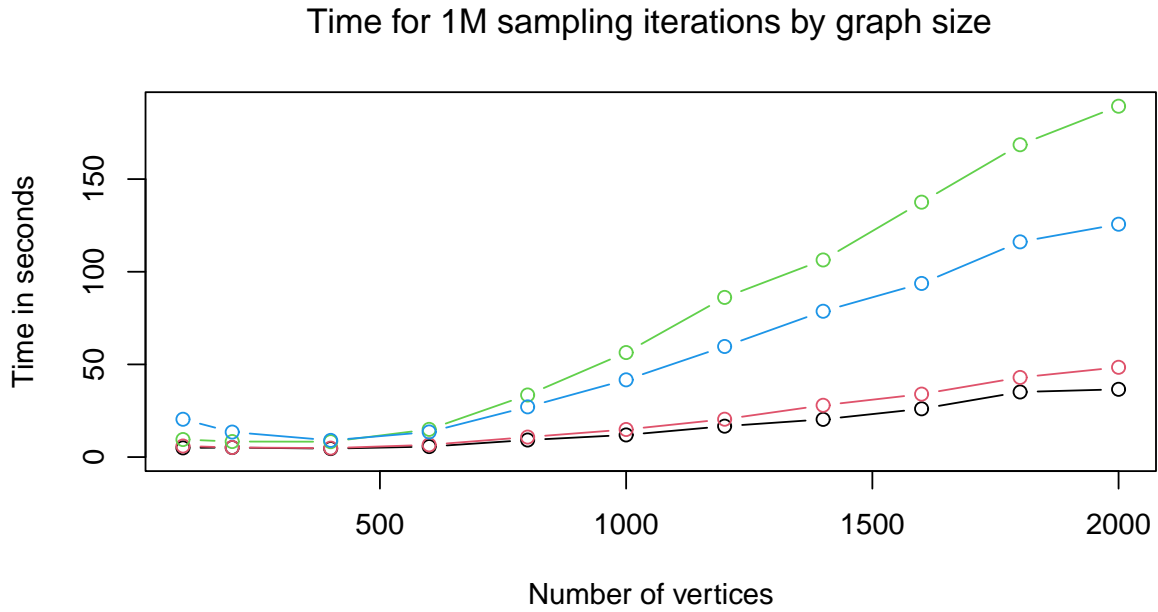


Figure 6: Plots of the number of edges and acceptance probability by iteration when making 10M samples uniformly over decomposable graphs for a variety of graph sizes. Black = 100 vertices, red = 500, green = 1000, blue = 1500, cyan = 2000.

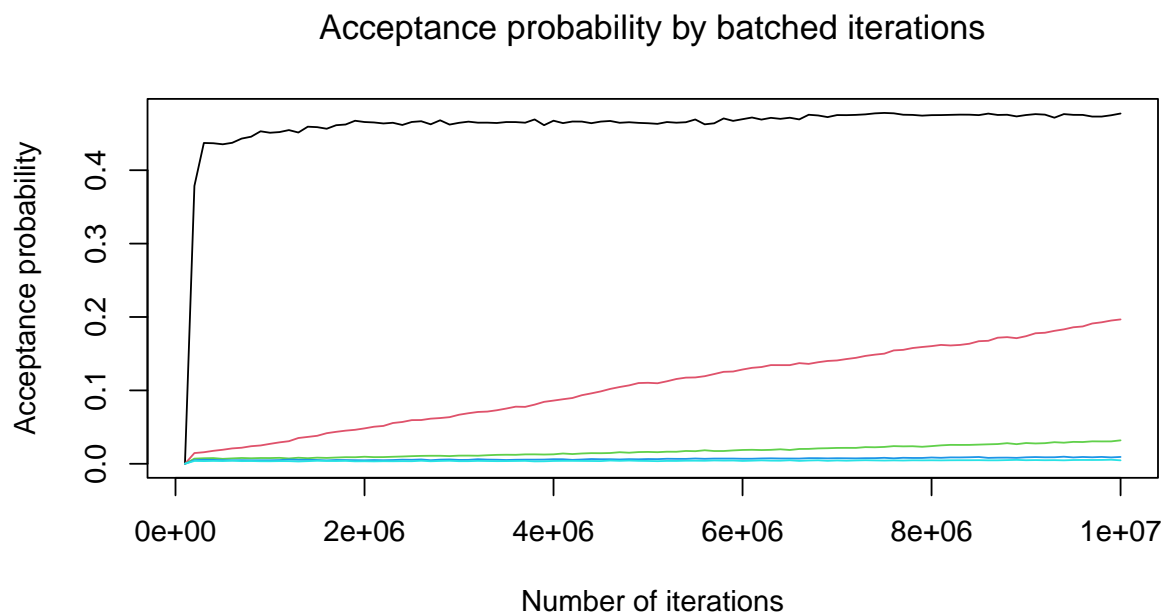
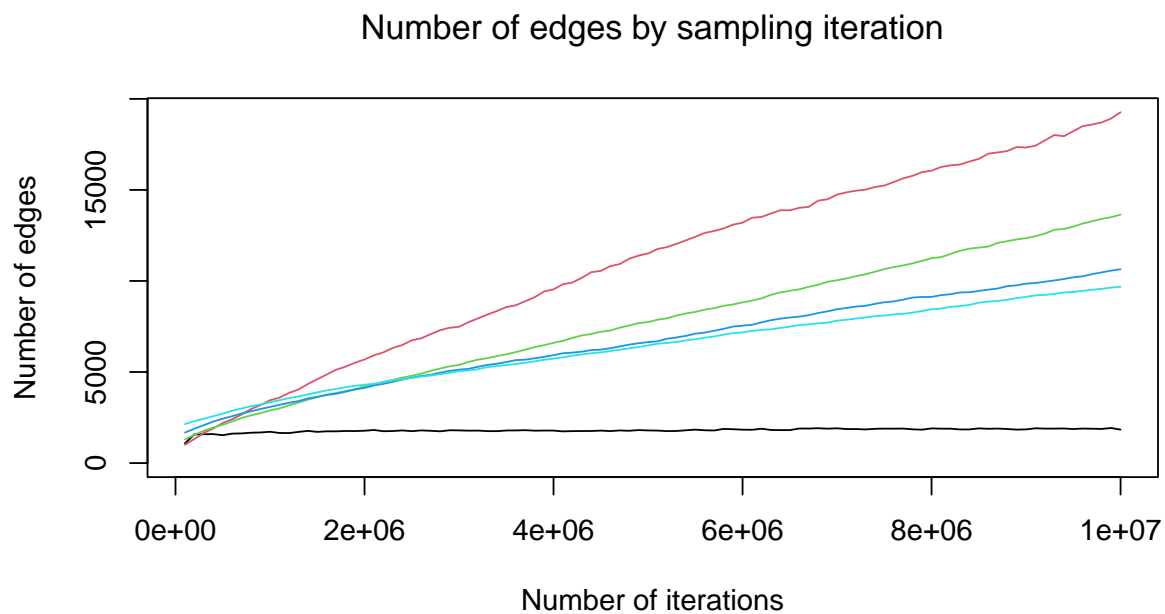


Figure 7: The 1000000th graph with 100 vertices sampling uniformly over decomposable graphs. Top left: graph; top right: junction tree; bottom left: Almond tree; bottom right: Ibarra graph.

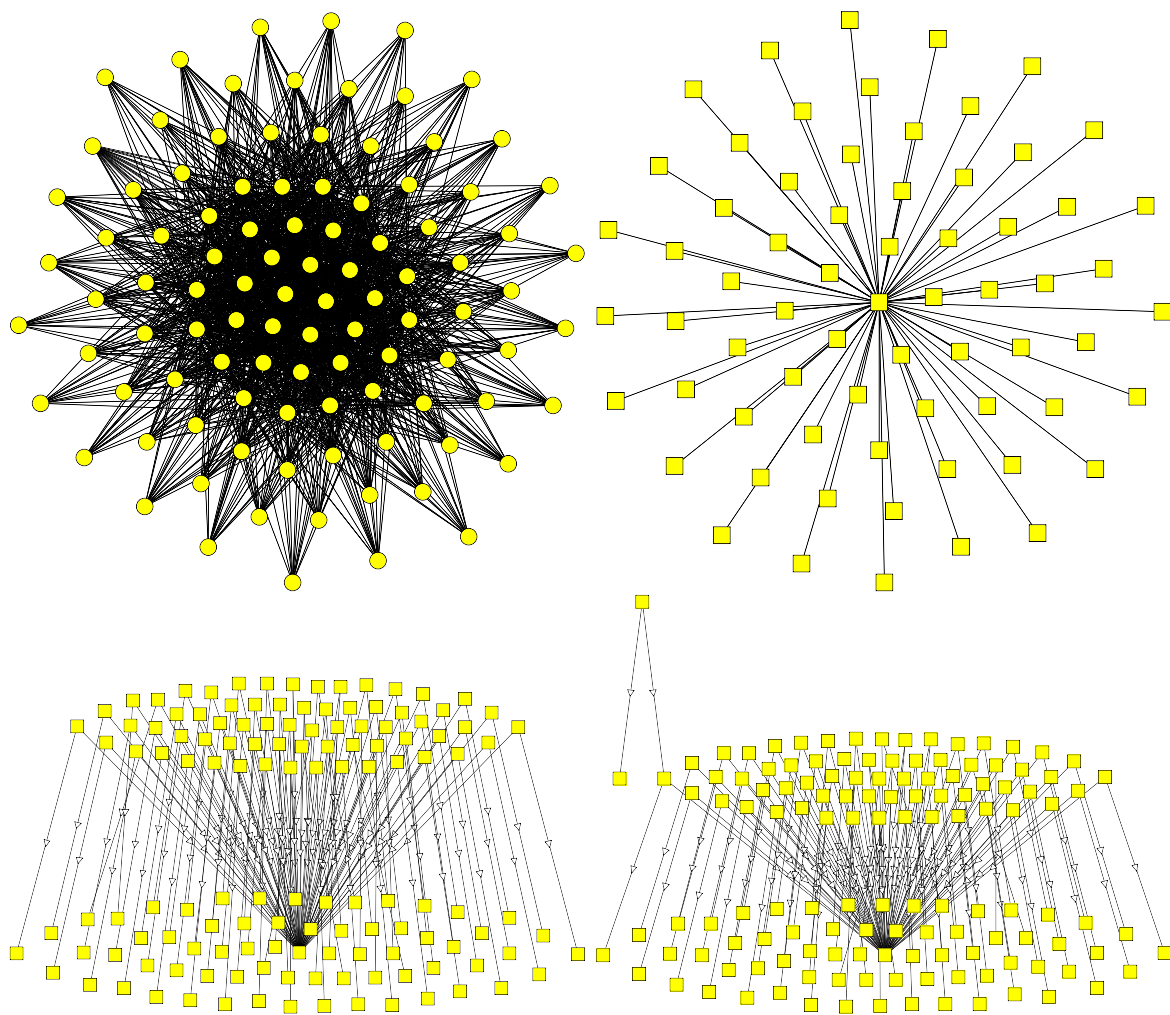


Figure 8: Computational times by number of vertices when making 1M and 10M samples uniformly over decomposable graphs with maximum clique size 3 using a variety of graph representations. Black = the graph itself, red = junction tree, green = Almond tree, blue = Ibarra graph.

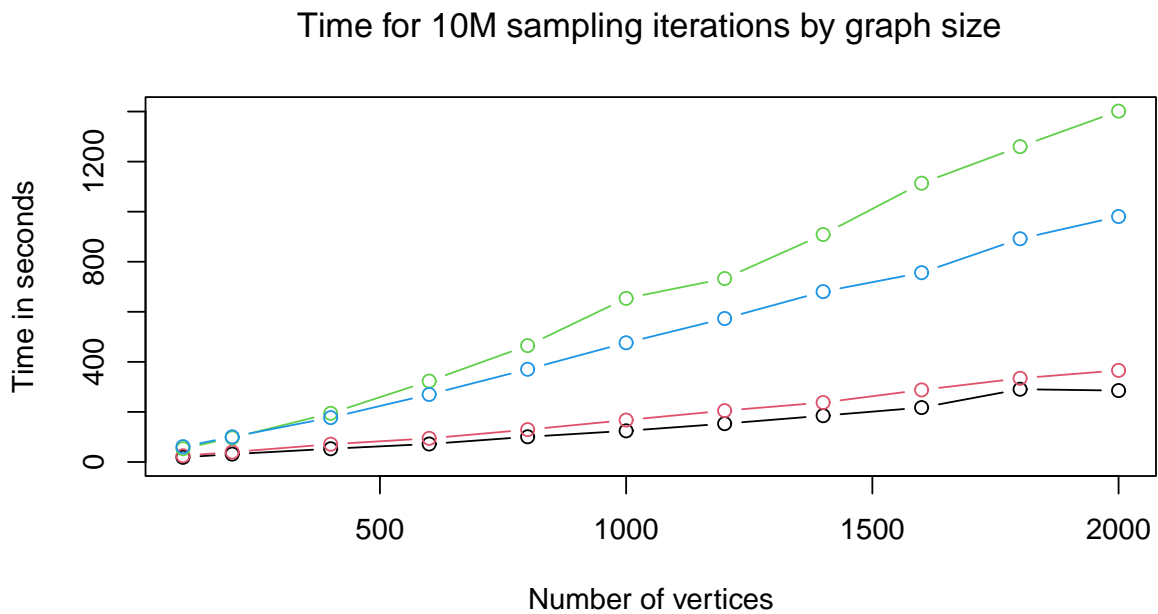
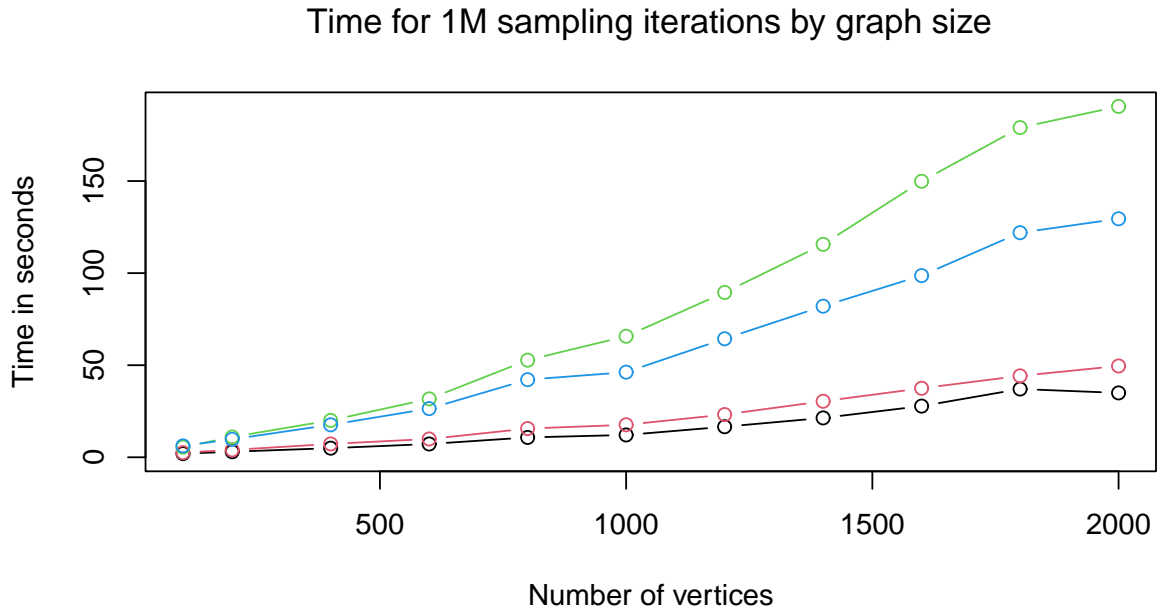


Figure 9: Plots of the number of edges and acceptance probability by iteration when making 10M samples uniformly over decomposable graphs with maximum clique size 3 for a variety of graph sizes. Black = 100 vertices, red = 500, green = 1000, blue = 1500, cyan = 2000.

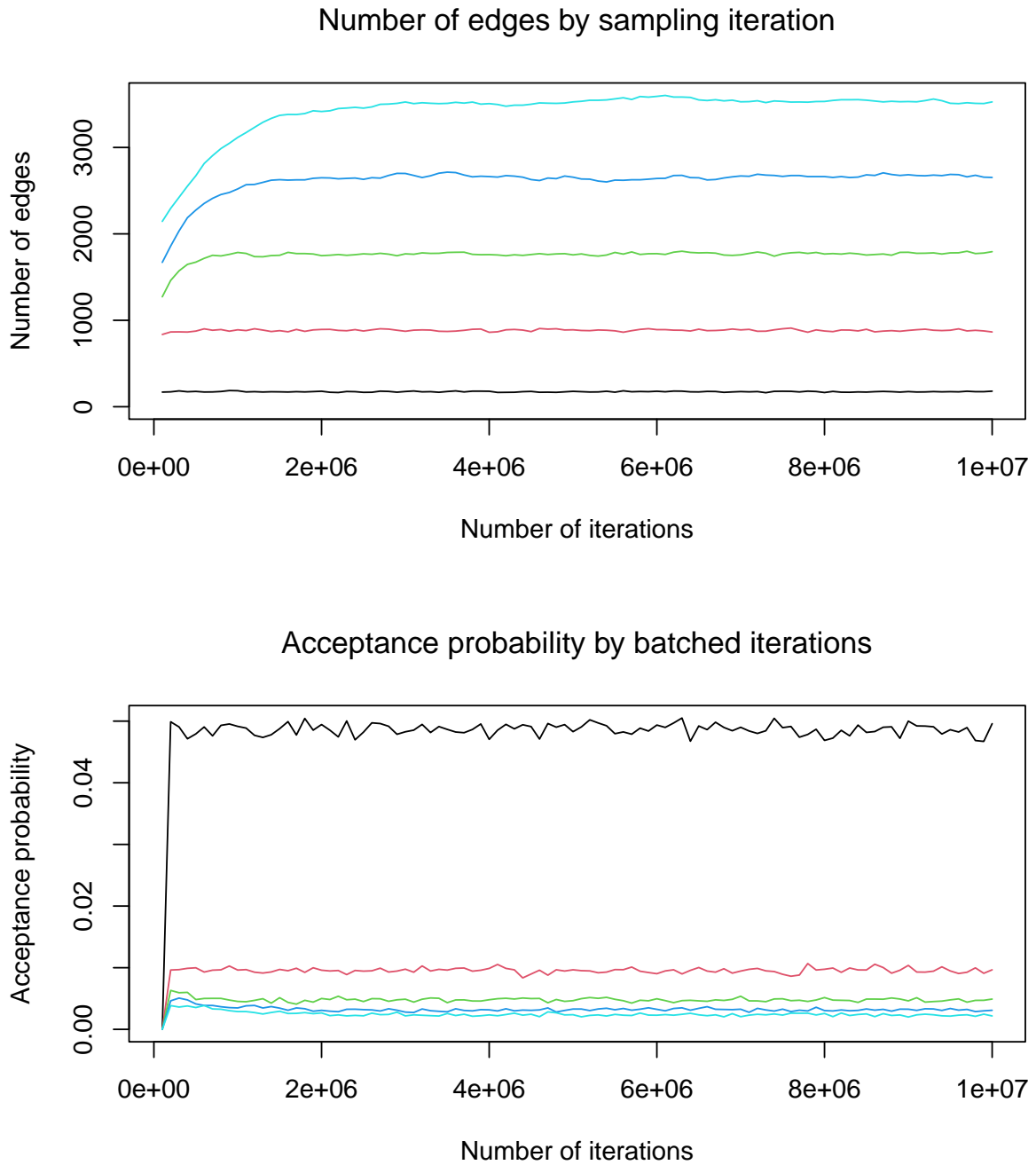


Figure 10: The 1000000th graph with 100 vertices sampling uniformly over decomposable graphs with maximum clique size 3. Top left: graph; top right: junction tree; bottom left: Almond tree; bottom right: Ibarra graph.

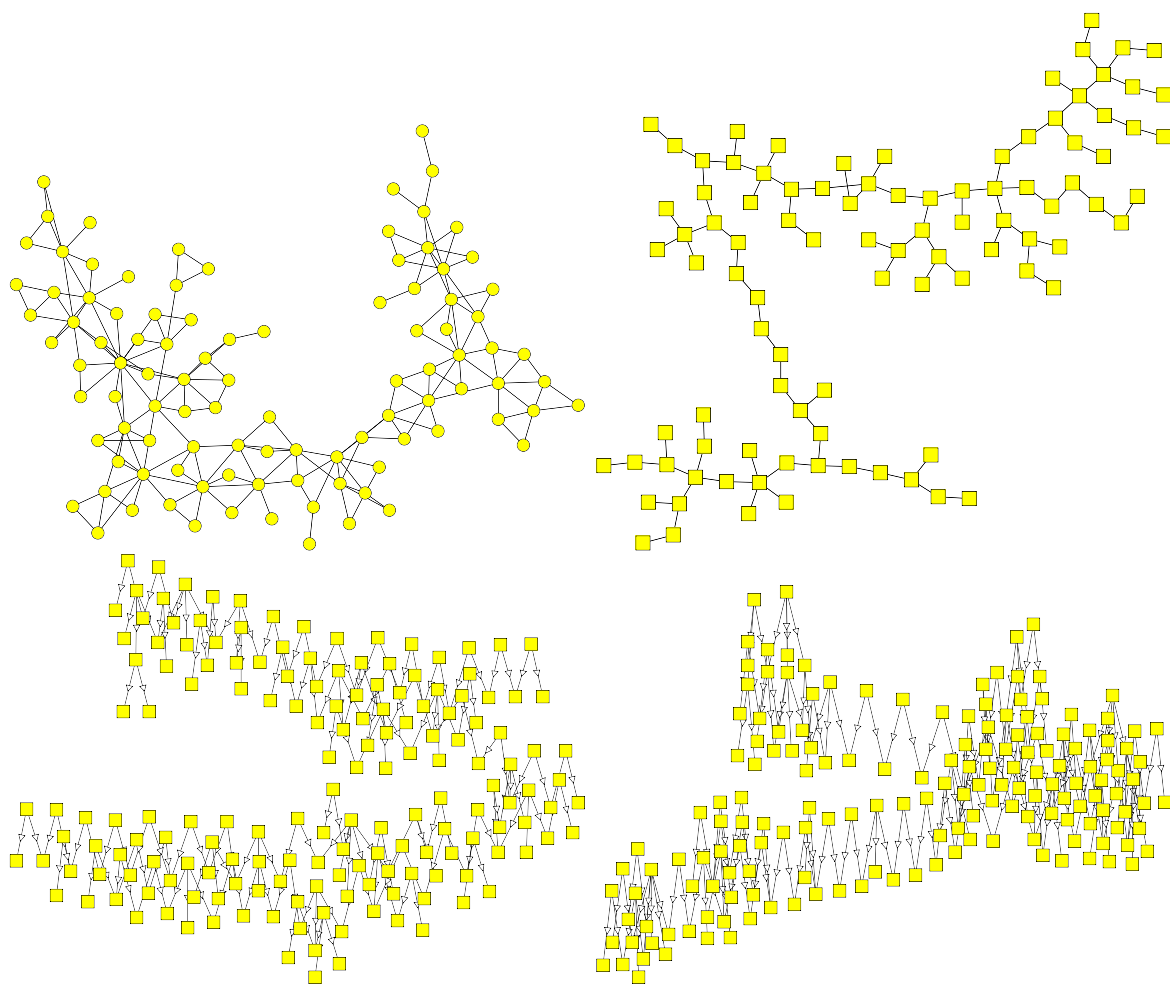




Figure 11: Computational times by number of vertices when making 1M and 10M samples over decomposable graphs with edge penalty 1 using a variety of graph representations. Black = the graph itself, red = junction tree, green = Almond tree, blue = Ibarra graph.

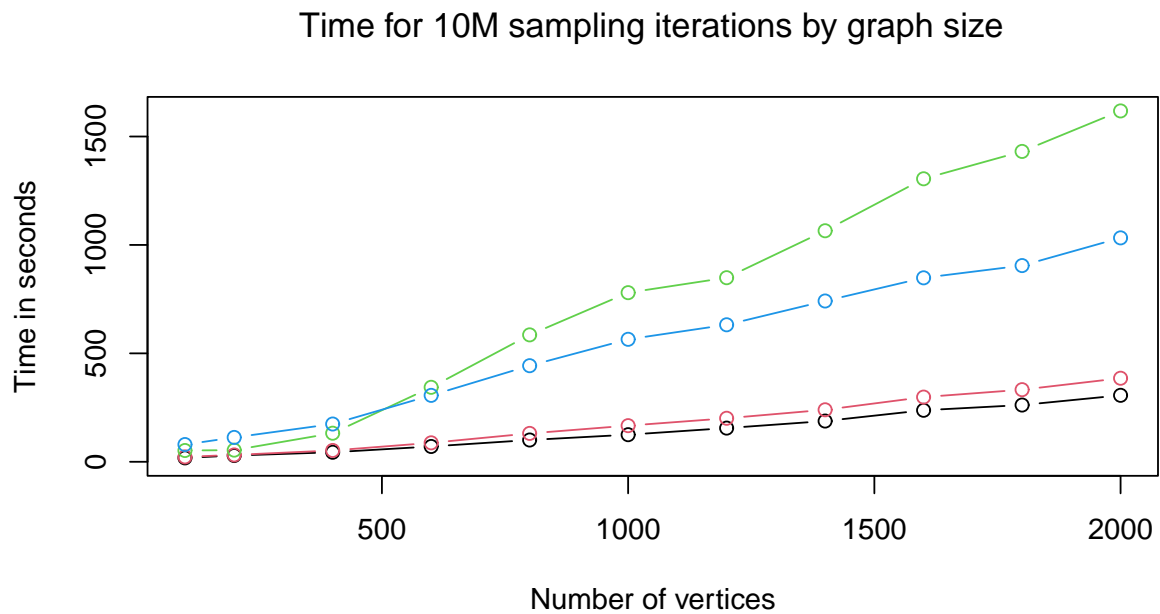
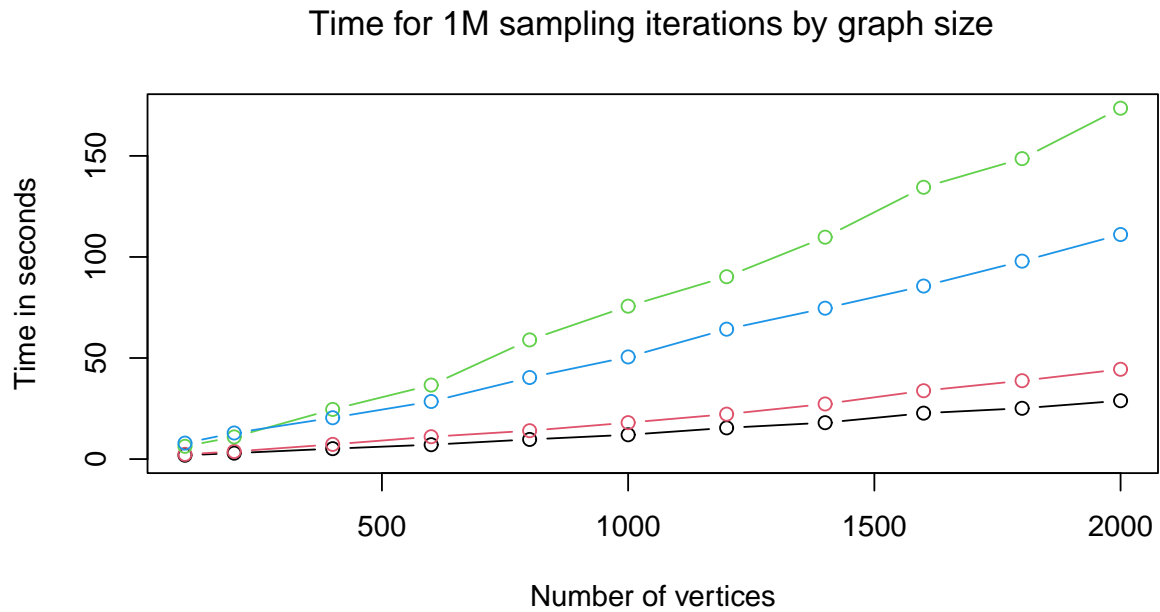


Figure 12: Plots of the number of edges and acceptance probability by iteration when making 10M samples with edge penalty 1 for a variety of graph sizes. Black = 100 vertices, red = 500, green = 1000, blue = 1500, cyan = 2000.

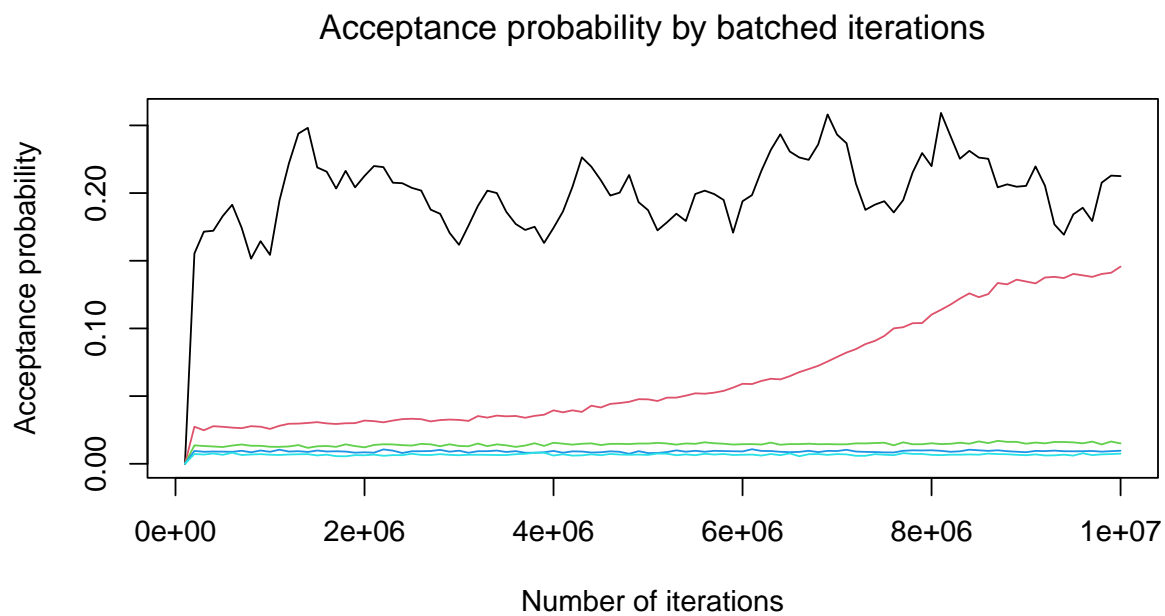
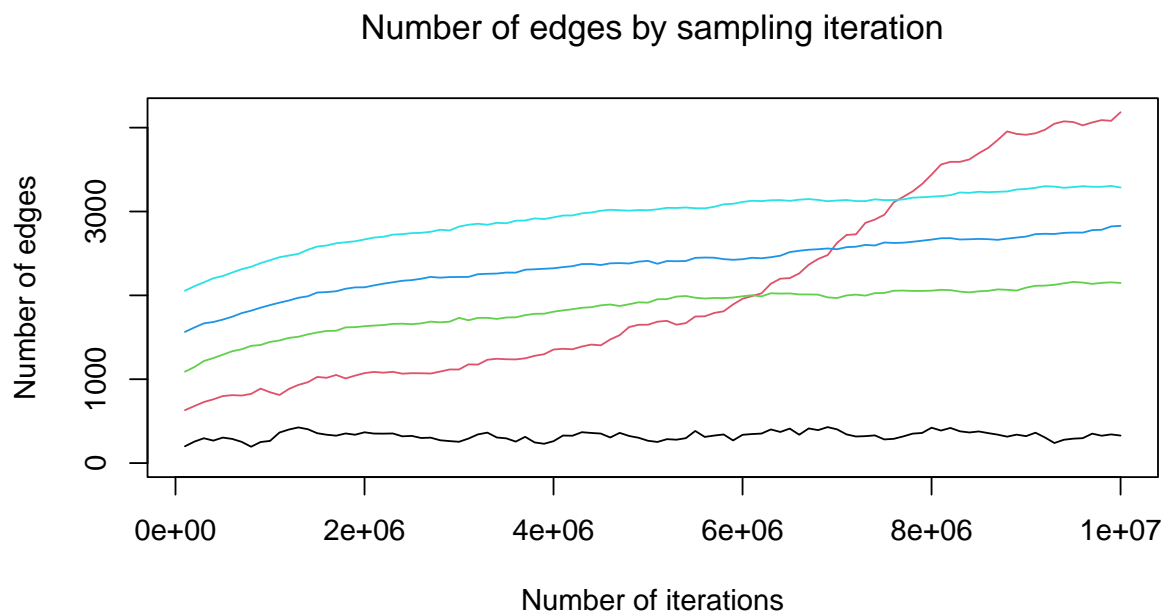


Figure 13: The 1000000th graph with 100 vertices sampling over decomposable graphs with edge penalty 1. Top left: graph; top right: junction tree; bottom left: Almond tree; bottom right: Ibarra graph.

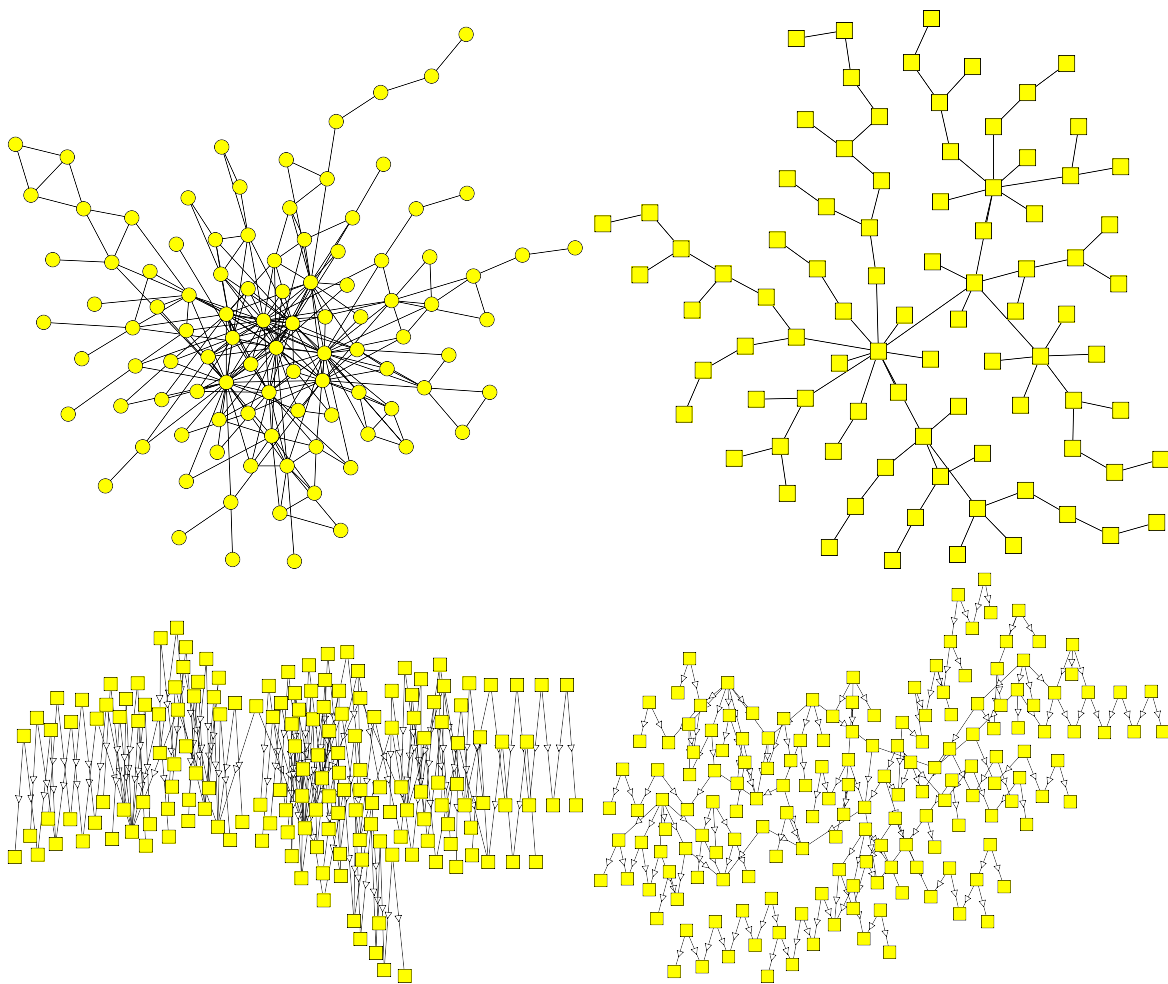


Figure 14: Computational times by number of vertices when making 1M and 10M samples over decomposable graphs with edge penalty 2 using a variety of graph representations. Black = the graph itself, red = junction tree, green = Almond tree, blue = Ibarra graph.

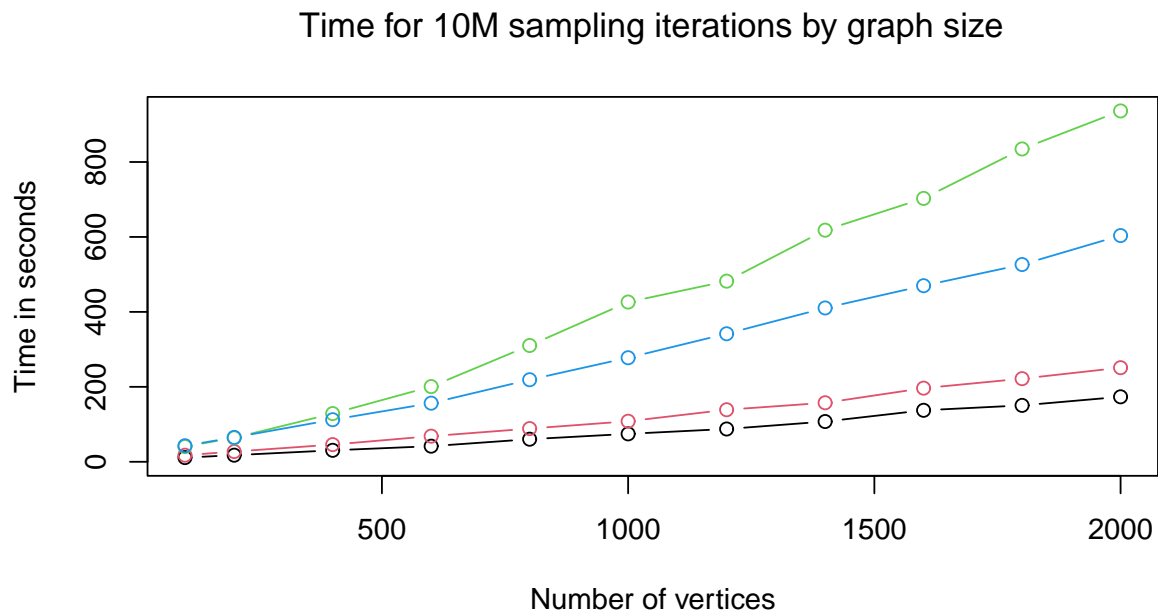
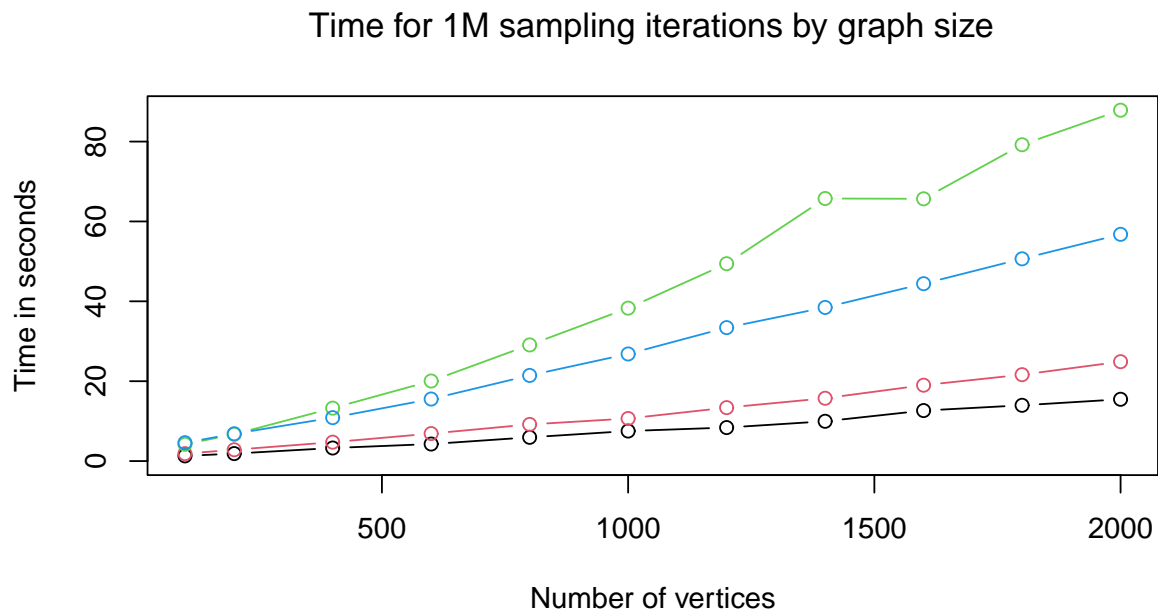


Figure 15: Plots of the number of edges and acceptance probability by iteration when making 10M samples with edge penalty 1 for a variety of graph sizes. Black = 100 vertices, red = 500, green = 1000, blue = 1500, cyan = 2000.

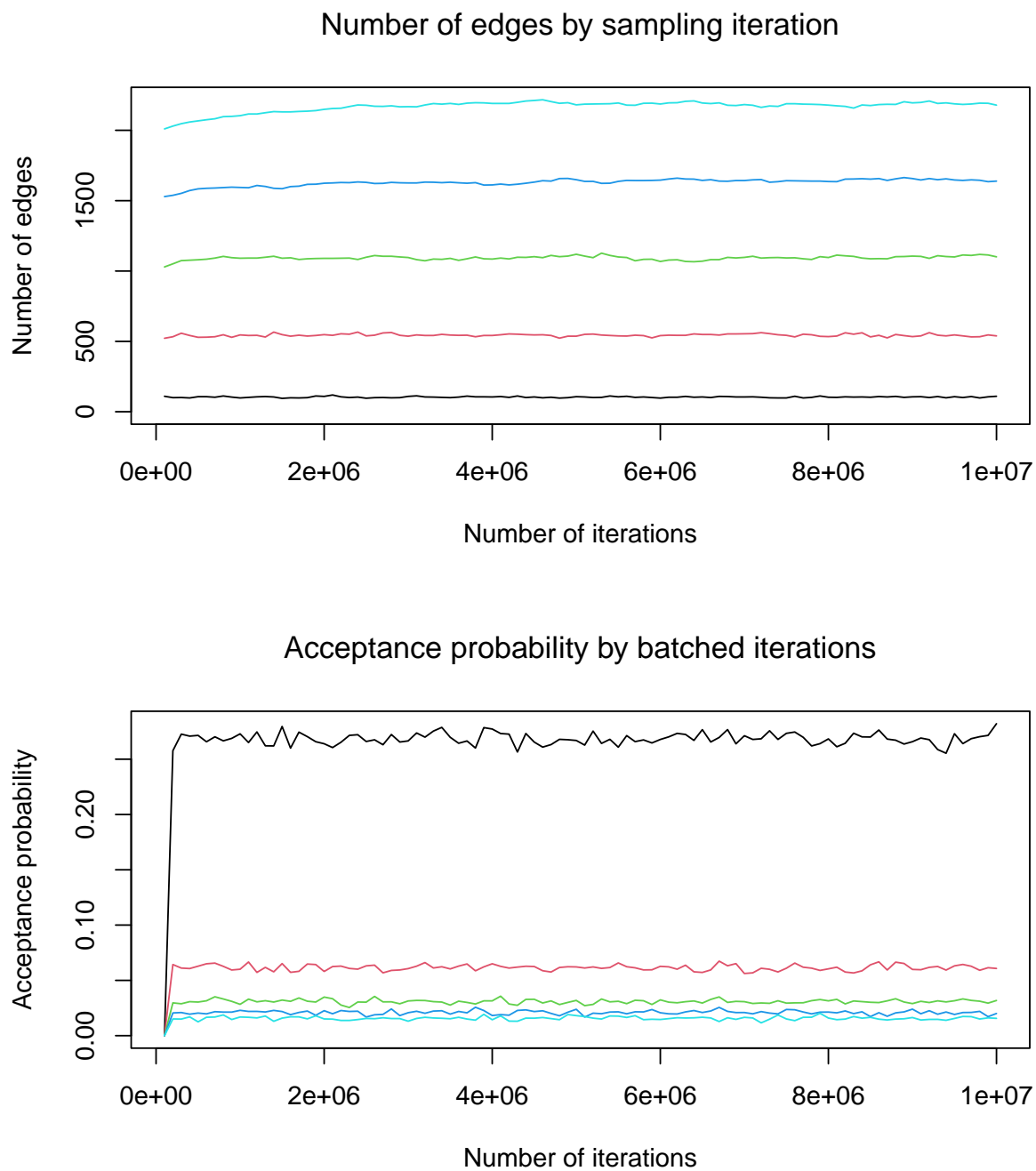
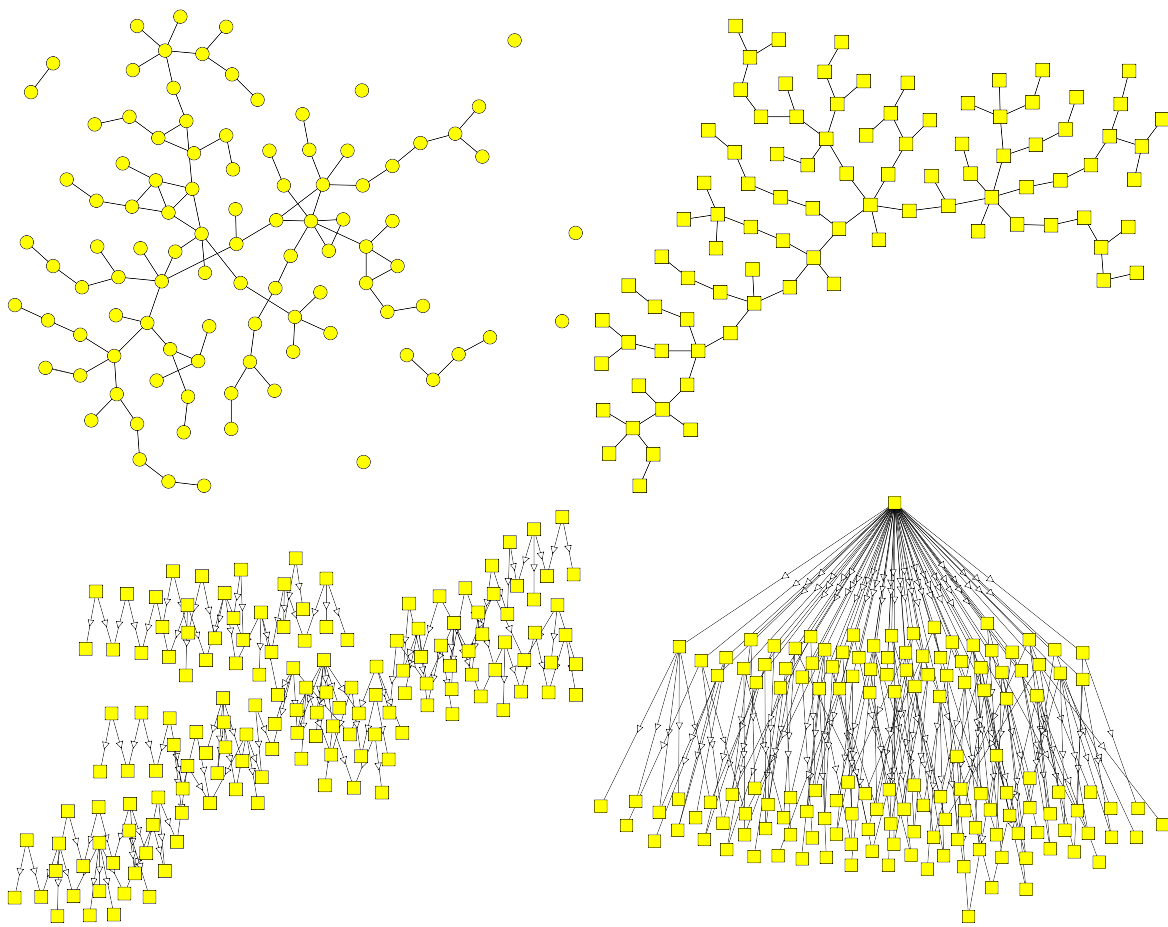


Figure 16: The 1000000th graph with 100 vertices sampling over decomposable graphs with edge penalty 2. Top left: graph; top right: junction tree; bottom left: Almond tree; bottom right: Ibarra graph.



## 8 Discussion

The first caveat to note is that, obviously, the computational performances of the different decomposable graph representations depend on the skill, style and limitations of the programmer and the language and packages used. Since the Java programs have been made generally available, they have been written more with transparency in mind than for computational optimization, the programs being close to literal implementations of the algorithms presented here. Graphs and graph algorithms have been implemented using the same structures throughout, essentially collections of adjacency sets represented as hash tables of hash tables. The biggest factor to consider here is that the decomposable graph itself has simple elements as vertices, whereas the other representations have vertices which are sets. By default, hash values for sets in Java are derived from the hash values of their elements, so many queries that take constant time for the decomposable graph itself may take time linear in the size of a set for the other representations. This can be avoided to a great extent by forcing comparisons of sets by identity rather than by equality of content, and in other versions of the code this has been implemented, however, it leads to far less transparent code that would be more difficult to extend.

The second note is that the implementations make significant use of secondary structures or information, and, in that sense, are best case scenarios. In the case of the graph itself, the set of cliques  $\mathcal{C}$  and collection of separators  $\mathcal{S}$  are tracked as described in procedure 13. Thus, assessing the completeness of  $S_{xy}$  is done by querying whether  $C_{xy} \in \mathcal{C}$  which is at worst linear in  $|C_{xy}|$  whereas checking for the presence of each of its possible edges in  $G$  is quadratic. Similarly, checking that  $S_{xy} \in \mathcal{S}$  can avoid a graph search to check that it separates  $x$  and  $y$  when  $S_{xy}$  is not a separator. Without these savings, the programs take longer, particularly in the case of sampling uniformly over decomposable graphs which concentrates on graphs with a few very large cliques.

All the other representations are used in conjunction with the graph itself and a map from each vertex to a clique that contains it, thus avoiding list searches to find a containing clique and graph searches to find  $S_x$ . The Junction tree also benefits from the pre check that  $S_{xy} \in \mathcal{S}$ . Checking that  $C_{xy}$  is a clique can be done by querying whether it is a vertex of any of the set-graphs, and checking that  $S_{xy}$  is separator is also just a check that it is a vertex of either the Almond tree or Ibarra graph.

All representations were run together using the same random proposals to verify agreement in their assessment of the legality of a proposal, and by implication, the correctness of the algorithms given here.

The primary conclusion from the comparisons presented above is that there is no overwhelming computational reason to use any representation other than the graph itself. This approach also has the attraction of simplicity, given a graph structure that allows straightforward searching and modification, the algorithm can be implemented in very few lines of code. However, the Junction tree is in some cases marginally faster and never much slower and as this representation would benefit far more from more efficient handling of sets, there is scope for other implementations to invert the preference. We should also note that we consider the graph itself only for model fitting whereas the Junction tree, and

other representations, can be used for message passing forward-backward algorithms. This strengthens the case for using Junction trees if sampling is being used for model averaging any results that require message passing.

In all cases, for large graphs, Ibarra graphs out perform Almond trees. This is likely to be because, in Ibarra graphs, several searches, for example finding supersets, require following edges in one direction only, whereas more extensive searches are needed in Almond trees.

A final point to note is that the proportion of proposed perturbations that yield decomposable graphs decreases rapidly with the size of the graph dropping to well below 1% for the largest graphs tried here. Thus, if any of the representations could be exploited to propose only legal perturbations, or at least reduce the rejection rate, this would greatly strengthen the case for their use, and because of the one-to-one relationship with decomposable graphs, the Ibarra graph would be prime candidate for investigating this.



## References

- Almond, R. G. & Kong, C.-T. A. (1991), Some heuristics for building an optimal tree of cliques from a graph or hypergraph. Research Report 329, Technical report, University of Chicago, Department of Statistics.
- Byrne, S. & Dawid, A. P. (2015), Structural Markov graph laws for Bayesian model uncertainty, *Annals of Statistics* **43**, 1647–1681.
- Culbertson, J., Guralnik, D. P. & Stiller, P. F. (2021), Edge erasures and chordal graphs, *Electronic Journal of Graph Theory and Applications* **9**, 409–418.
- Dawid, A. P. & Lauritzen, S. L. (1993), Hyper Markov laws in the statistical analysis of decomposable graphical models, *Annals of Statistics* **21**, 1272–1317.
- Eriksen, P. S. (1996), Tests in covariance selection models, *Scandinavian Journal of Statistics* **23**, 275–284.
- Frydenberg, M. & Lauritzen, S. L. (1989), Decomposition of maximum likelihood in mixed interaction models, *Biometrika* **76**, 539–555.
- Giudici, P. & Green, P. J. (1999), Decomposable graphical Gaussian model determination, *Biometrika* **86**, 785–801.
- Green, P. J. & Thomas, A. (2013), Sampling decomposable graphs using a Markov chain on junction trees, *Biometrika* **100**, 91–110.
- Green, P. J. & Thomas, A. (2018), A structural Markov property for decomposable graph laws that allows for control of clique intersections, *Biometrika* **105**, 19–29.
- Huang, X., Huang, Q. & Wang, J. (2019), The spectrum and automorphism group of the set-inclusion graph, *Algebra Colloquium* **28**, 497–506.
- Ibarra, L. (2009), The clique-separator graph for chordal graphs, *Discrete Applied Mathematics* **157**, 1737–1749.
- Jarník, V. (1930), O jistém problému minimálním. [About a certain minimal problem], *Práce Moravské Přírodovědecké Společnosti* **6**, 57–63.
- Jensen, F. V. (1988), Local computation with probabilities on graphical structures and their application to expert systems. discussion contribution, *Journal of the Royal Statistical Society, Series B* **50**, 157–224.
- Jensen, F. V. & Jensen, F. (1994), Optimal junction trees, in R. L. de Mantaras & D. Poole, eds, Proceedings of the 10th conference on uncertainty in artificial intelligence, Morgan Kaufmann, San Mateo.
- Lauritzen, S. L. (1996), *Graphical Models*, Clarendon Press, Oxford.

- Lauritzen, S. L. & Spiegelhalter, D. J. (1988), Local computations with probabilities on graphical structures and their applications to expert systems, *Journal of the Royal Statistical Society, Series B* **50**, 157–224.
- Metropolis, N., Rosenbluth, A. W., Rosenbluth, M. N. & Teller, A. H. (1953), Equations of state calculations by fast computing machines, *Journal of Chemistry and Physics* **21**, 1087–1091.
- Tarjan, R. E. & Yannakakis, M. (1984), Simple linear-time algorithms to test chordality of graphs, test acyclicity of hypergraphs, and selectively reduce acyclic hypergraphs, *SIAM Journal of Computing* **13**, 566–579.
- Thomas, A. & Green, P. J. (2009), Enumerating the decomposable neighbours of a decomposable graph under a simple perturbation scheme, *Computational Statistics and Data Analysis* **53**, 1232–1238. PMC2680312.