

Classifying Tractable Instances of the Generalized Cable-Trench Problem

Mya Davis* Carl Hammarsten† Siddarth Menon‡ Maria Pasaylo§ Dane Sheridan¶

Abstract

Given a graph G rooted at a vertex r and weight functions, $\gamma, \tau : E(G) \rightarrow \mathbb{R}$, the generalized cable-trench problem (CTP) is to find a single spanning tree that simultaneously minimizes the sum of the total edge cost with respect to τ and the single-source shortest paths cost with respect to γ [6, 7]. Although this problem is provably *NP*-complete in the general case, we examine certain tractable instances involving various graph constructions of trees and cycles, along with quantities associated to edges and vertices that arise out of these constructions. We show that given a path decomposition oracle, for graphs in which all cycles are edge disjoint, there exists a fast method to determine the cable-trench tree. Further, we examine properties of graphs which contribute to the general intractability of the CTP and present some open questions in this direction.

1 Introduction

We begin with a connected graph $G = (V, E)$, where V is the set of vertices and E is the set of edges. Each edge is represented by pairs of the vertices they adjoin along with a weight function $\gamma : E \rightarrow \mathbb{R}$. The *minimum spanning tree* problem and the *single-source shortest paths* problem are problems in the study of combinatorial algorithms with efficient and well-studied solutions.

The *minimum spanning tree* problem is the problem of finding a connected acyclic graph $T = (V', E')$ such that $V' = V$ and $E' \subseteq E$ (referred to as a spanning tree) such that the sum of the weight of each edge in E' is minimized over all possible spanning trees. The problem is efficiently solved by Prim's algorithm, which builds the tree by placing vertices in a priority queue and adding edges between vertices already inside the tree and vertices adjacent to vertices inside the tree.

The *single-source shortest paths* problem specifies a distinguished vertex, called the root r , and asks to find a spanning tree T for which the distance of a root path from r to every vertex $w \in V$ with respect to weight function γ is minimized for each w (by convention, the length of the path from r to r is 0). The single-source shortest paths problem is efficiently solved by Dijkstra's algorithm. Similarly, vertices are placed in a priority queue and vertices are added to the shortest paths tree as the distance of the corresponding root path is updated.

*Michigan Technological University

†DeSales University

‡University of California, Berkeley

§University of Florida

¶University of California, Los Angeles

This project has been supported by NSF Grant DMS-1852378 and DMS-2150299, REU Site: Moravian University Computational Methods in Discrete Mathematics.

The *single constraint cable-trench problem* (SCTP) asks for a spanning tree T that minimizes some linear combination of the cost of a minimum spanning tree $W_{MST}(T)$ and the cost of the single-source shortest paths tree $W_{SPT}(T)$ with respect to a root r . The cable-trench cost $cost_{SCTP}(T)$ is the linear combination with real coefficients α and β defined by the following equation:

$$cost_{SCTP}(T) = \alpha W_{MST}(T) + \beta W_{SPT}(T)$$

This problem was shown to be NP -complete by noting that given any vertices s, t , finding a minimum spanning tree for which the $s - t$ path length is minimal is NP -hard [6]. Consequently, the cable-trench problem which minimizes the length of all $r - w$ paths is certainly NP -complete. In this case however, there are reasonably efficient and effective algorithms that approximate optimal solutions depending on the ratio $\frac{\alpha}{\beta}$.

In this article, we focus on the *generalized cable-trench problem* which is a variation of the cable-trench problem in which there are two independent weights assigned to each edge. Essentially, there are functions, $\gamma : E \rightarrow \mathbb{R}$, $\tau : E \rightarrow \mathbb{R}$, and the problem is to find a spanning tree which minimizes the sum of the weights of the single-source shortest paths tree with respect to γ and the minimum spanning tree with respect to τ . Colloquially, γ is called the cable cost function and τ is called the trench cost function. Because edge weights can always be normalized with respect to α and β , we may omit the coefficients entirely. Subsequently, we aim to minimize the generalized cable-trench cost $cost(T)$ function:

$$cost(T) = W_{MST}(T, \tau) + W_{SPT}(T, \gamma)$$

It immediately follows that the generalized cable-trench problem is also NP -complete because of the complexity of the single constraint variation.

Vasko et al. [7] formulated the mixed integer linear program for the cable-trench problem as follows:

Minimize:

$$\sum \sum \gamma_{ij} x_{ij} + \sum \sum \tau_{ij} y_{ij}$$

subject to

$$\begin{array}{ll} \sum x_{1j} = n - 1 & i = 1 \\ \sum x_{ij} - \sum x_{ki} = -1 & i = 2, 3, \dots \\ \sum y_{ij} = n - 1 & \text{all edges } i < j \\ (n - 1)y_{ij} - x_{ij} - x_{ji} \geq 0 & \text{all edges } i < j \\ x_{ij} \geq 0 & \forall i, j \\ y_{ij} \in \{0, 1\} & \forall i, j. \end{array}$$

Here, x_{ij} denotes the number of cables between vertices i, j , and y_{ij} is 1 if and only if a trench is dug between vertices i, j . The first set of constraints ensures that exactly $n - 1$ cables leave the root. The second set ensures that a root path terminates at every root vertex i (i.e. every vertex has a cable laid *to it* from the root). The third set of constraints ensures that $n - 1$ trenches are dug. The fourth set of constraints ensure that cables are laid where trenches are dug, and the last two constraints guarantee positivity and integrality of the linear programming LP variables.

1.1 Heuristic algorithms and inapproximability

Significant research has been done into heuristic algorithms that can approximate optimal spanning tree solutions to the cable-trench problem. In the general case, given the similarity of Dijkstra's solution to the single-source shortest paths problem and Prim's solution to the minimum spanning tree problem, a natural idea is to modify the algorithm such that vertices are added to a spanning tree with priority relative to the cable-trench cost that is added to the tree. Vasko et al. [7] analyzed such a modified algorithm in the case of large cable-trench networks and found that it reasonably approximated efficient solutions.

In [4], Khuller, Raghavachari, and Young describe an algorithm CREW-PRAM which computes a spanning tree with a continuous tradeoff between minimum spanning tree cost and single-source shortest paths tree cost. For a given $\lambda > 0$, the algorithm approximates a minimum spanning tree up to a factor of $1 + \sqrt{2}\lambda$ and a single-source shortest paths tree up to a factor of $1 + \frac{\sqrt{2}}{\lambda}$. Further work done by Benedito, Pedrosa, and Rosado [1] show that there exists an $\epsilon > 0$ for which approximating an optimal solution up to a factor of $1 + \epsilon$ is NP-hard.

2 Definitions

Definition 2.1. Recall that a **spanning tree** of a graph $G = (V(G), E(G))$ is a connected, acyclic graph $T = (V(T), E(T))$ such that $V(T) = V(G)$ and $E(T) \subseteq E(G)$.

Definition 2.2. Given a path P , we define the **trench length** $\tau(P)$ as the weighted size of P with respect to the edge-weight function $\tau : E(P) \rightarrow \mathbb{R}$.

$$\tau(P) = \sum_{e \in P} \tau(e)$$

Definition 2.3. Given a path P , we define the **cabling length** $L(P)$ as the weighted length of a path P with respect to the edge-weight function $\gamma : E(P) \rightarrow \mathbb{R}$.

$$L(P) = \sum_{e \in P} \gamma(e)$$

Definition 2.4. Given a path P , we define the **cabling cost** $C(P)$ as the γ -weight of all subpaths along path P with respect to some orientation of edges on $P : (e_1, \dots, e_n)$.

$$C(P) = \sum_{i=1}^n \sum_{j=1}^i \gamma(e_j)$$

Lemma 2.5. *Given paths A, B , we can define the cabling cost of the path concatenation AB as follows:*

$$C(AB) = C(A) + L(A)|B| + C(B)$$

Proof. Assume path AB comes with oriented edge list (e_1, \dots, e_n) where path $A = (e_1, \dots, e_k)$ and path $B = (e_{k+1}, \dots, e_n)$. The costs of cabling path A and path B are

$$C(A) = \sum_{i=1}^k \sum_{j=1}^i \gamma(e_j)$$

$$C(B) = \sum_{i=k+1}^n \sum_{j=k+1}^i \gamma(e_j)$$

and lengths of paths A and B are

$$L(A) = \sum_{i=1}^k \gamma(e_i)$$

$$L(B) = \sum_{i=k+1}^n \gamma(e_i)$$

By observation,

$$L(AB) = L(A) + L(B)$$

Then,

$$\begin{aligned} C(AB) &= \sum_{i=1}^n \sum_{j=1}^i \gamma(e_j) \\ &= \sum_{i=1}^k \sum_{j=1}^i \gamma(e_j) + (n-k) \sum_{i=1}^k \gamma(e_j) + \sum_{i=k+1}^n \sum_{j=k+1}^i \gamma(e_j) \\ &= C(A) + |B|L(A) + C(B) \\ &= C(A) + L(A)|B| + C(B) \end{aligned}$$

□

Essentially, we account for the cabling cost of A in the first term $C(A)$. Every cable that starts at A and ends in B must pay the entire cabling cost of A , after which it is cabled normally, and is accounted for by the cabling cost of B in the last term $C(B)$. We thus think of the $L(A)|B|$ term as **pre-cabling** path B through A , which yields the recursive structure shown in Figure 1.

Informally, we use both **cable-trench solution** and **cable-trench tree** to refer to the minimum cost spanning tree with respect to edge weight functions γ and τ .

Lastly, we define the graph operation central to our study of the cable-trench problem:

Definition 2.6. Given graphs G, H , and vertices v_G on G and v_H on H , we define the **wedge** $G \wedge H$ (omitting the vertex information for brevity) as the graph formed by combining G, H such that vertices v_G, v_H are identified as the same vertex.

3 Results on Wedging

Let G be a tree. The optimal cable-trench tree is the minimum cost spanning tree of G . Since G is already a tree, then the minimum cost cable-trench tree for G is G itself. We can easily compute the cable-trench tree for the wedge of two graphs G, H through a shared root of these two graphs with known cable-trench solution:

Proposition 3.1. *Given graphs G, H rooted at r_G, r_H , with known spanning trees T_G, T_H that minimize total cable-trench cost, then the cable-trench tree for $G \wedge H$ formed by identifying r_G, r_H is the tree formed from wedging $T_G \wedge T_H$ by identifying r_G, r_H .*

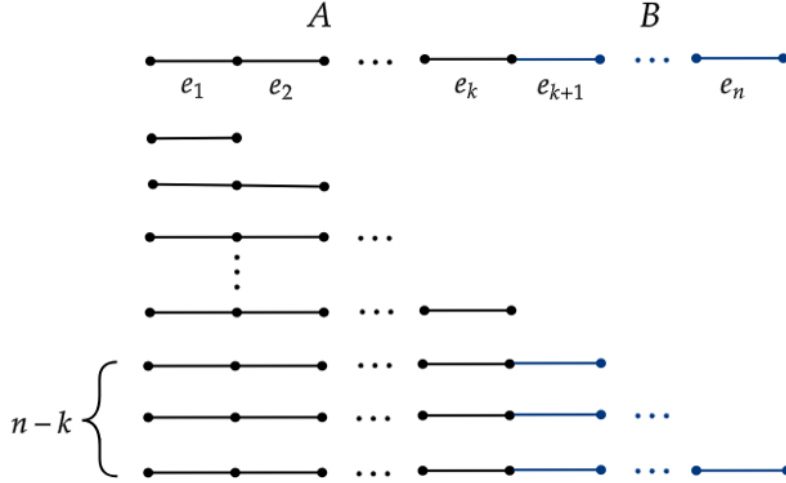


Figure 1: Cabling B through A requires laying k cables of length $\sum_{i=1}^n e_i$ to reach the endpoint of A , as well as the additional cabling cost of path B . The cabling cost of concatenating paths A and B requires pre-cabling of path B through path A .

Proof. Since $G \wedge H$ is edge disjoint and its root is the same as G, H , the cost of a spanning tree T can be decomposed as the sum of the costs of G 's spanning tree T_G and H 's spanning tree T_H :

$$\text{cost}(T) = \text{cost}(T_G) + \text{cost}(T_H)$$

The cost of each subtree T_G, T_H is independent of each other. In order to minimize the total sum, we minimize each subtree. Thus, the weight of the minimum cost spanning tree is $\text{cost}(T_G) + \text{cost}(T_H)$. Therefore, the cable-trench tree for $G \wedge H$ is $T_G \wedge T_H$. \square

To further extend the complexity of graphs for which the cable-trench solution is tractably computable, we can consider the case in a graph with known cable-trench solution wedged at the root onto a cycle G at a vertex $v \in V(G)$, where $v \neq r$.

Given the diagram for cycle G in Figure 2, we define the following components of G for an edge e :

- T is the spanning tree of G rooted at r that does not contain edge e .
- v is the wedge vertex on G which is identified with the root of H in the graph $G \wedge H$. We enforce $v \neq r$. In the case where $v = r$, refer to Proposition 3.1.
- P is the path from r to e that includes edge e . Q is the path from e to v that does not include edge e . R is the path from r to v that does not include e . Note that all three paths P, Q, R are edge disjoint, and that $P \cup Q \cup R = G$.
- All paths are assumed to originate from the root. When the direction of a path is ambiguous, notation Q^+ indicates the path is oriented clockwise, and Q^- indicates the path is oriented counter-clockwise.

For notation purposes, if an edge has a subscript, the corresponding components in the decomposition in Figure 2 associated to this edge all share the same subscript (i.e. e_i specifies spanning tree T_i , and splits G into paths P_i, Q_i , and R_i).

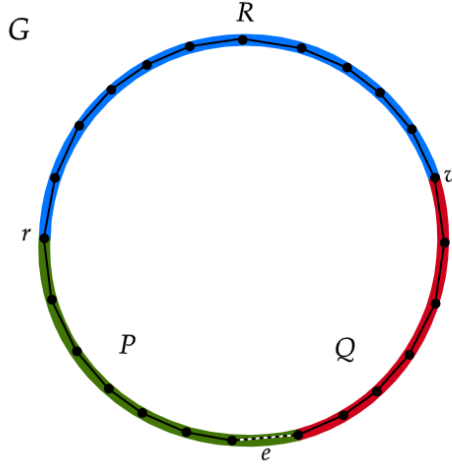


Figure 2: The cycle G and distinguished edge e with labeled components P, Q , and R .

When comparing two trees T_1 and T_2 , we denote the path $Q_1 \cup Q_2$ by \tilde{Q} . Note, the orientation for Q_1 and Q_2 must be the same for \tilde{Q} to be an oriented path. So, if we assume e_1 is on the lower path and e_2 is on the upper path, then the clockwise orientation from e_2 to e_1 on \tilde{Q} arises as $\tilde{Q}^+ = Q_2^+ \cup Q_1^+$. Similarly, the counter-clockwise orientation from e_1 to e_2 arises as $\tilde{Q}^- = Q_1^- \cup Q_2^-$. See Figure 3 for an example labeling.

The following results holds for wedging H with known cable-trench solution onto cycle G :

Lemma 3.2. *Let G be an n -cycle and H be a graph with known cable-trench tree T_H . Consider the cable-trench tree T of $H \wedge G$ formed by identifying vertices v, r_H . The subgraph of T induced by H is precisely T_H .*

Proof. Assume H has an cable-trench solution T_H and G is an n -cycle. Since $G \wedge T_H$ is edge disjoint and T_H is wedged onto G at r_H , the cable-trench solution of T_H is independent of G and G is dependent on the number of edges in T_H . Thus, the cable-trench tree of H remains the same. \square

Lemma 3.3. *Given the cable-trench tree T_1 that deletes e_1 as shown in cycle G in Figure 2, for any $e_2 \neq e_1$ on the path $P_1 \cup Q_1$, the $cost(T_2 \wedge H) \geq cost(T_1 \wedge H)$*

Proof. Suppose that $cost(T_2 \wedge H) < cost(T_1 \wedge H)$. Given that deleting e_1 was the optimal edge to delete internal to G , we know $cost(T_2) \geq cost(T_1)$. In order to satisfy our assumption, the cost of wedging H must be higher when wedging onto T_1 compared to T_2 . However, observe that $R_1 = R_2$ because e_1 and e_2 are on the same path. Thus, we refer to it generically as R , and the additional cost of wedging H at v in both cases is $L(R)|H|$. Therefore, the $cost(T_2 \wedge H) \geq cost(T_1 \wedge H)$ which contradicts our initial assumption. \square

Before using these lemmas to present an algorithm for computing the cable-trench solution for wedging a graph H with known cable-trench solution onto a cycle graph G , we define the subroutine **CycleCTP** that takes a cycle graph G as an input and returns the edge e_1 for which T_1 is the cable-trench solution for G via a brute force minimization over all n spanning trees of G . Consider the following algorithm that takes the following as input: a cycle G , a vertex $v \in G$, and a cable-trench

solution T_H for graph H with root r_H to be wedged onto v . Note that computing the cost of a given tree can be done in $O(n)$ time.

Algorithm 1 CycleWedgeCTP

```

 $e_1 \leftarrow \mathbf{CycleCTP}(G)$ 
 $\min \leftarrow \mathit{cost}(T_1 \wedge T_H)$  ▷ Graphs wedged at  $v$ 
for edge  $e_2 \in R_1$  do
    if  $\mathit{cost}(T_2 \wedge T_H) < \min$  then ▷ Graphs wedged at  $v$ 
         $\min \leftarrow \mathit{cost}(T_2 \wedge T_H)$ 
    end if
end for
return  $\min$ 

```

Notice by Lemma 3.3, we must only loop over edges on path R_1 , thus performing fewer computations than a naive brute force approach. Based on the given cost function and algorithm as defined in Algorithm 1, we present the following proposition as a proof of correctness.

Proposition 3.4. *Assume G is a cycle rooted at r with cable-trench solution T_1 that excludes edge e_1 . Assume H is an arbitrary graph with known cable-trench solution T_H . If we wedge H at its root onto G at a non-root vertex v , the cable-trench solution for $G \wedge H$ is $T_1 \wedge T_H$ as long as for all edges $e_2 \in V(G)$ are not on path R_1 , we have:*

$$0 \geq \tau(e_2) - \tau(e_1) + L(P_2) - L(P_1) + (L(P_2) - L(P_1))|\tilde{Q}| + C(\tilde{Q}^+) - C(\tilde{Q}^-) + (L(R_1) - L(R_2))|H|$$

Proof. Following the convention of Figure 2, the total cable-trench cost of the spanning tree T_1 in G is:

$$\tau(E(G)) - \tau(e_1) + C(P_1^-) - L(P_1) + C(R_1^+) + L(R_1)|Q_1| + C(Q_1^+)$$

So, when we consider the spanning tree $T_1 \wedge T_H$ in $G \wedge H$ the resulting total cable-trench cost may be computed as:

$$\tau(E(G)) - \tau(e_1) + C(P_1^-) - L(P_1) + C(R_1^+) + L(R_1)|Q_1| + C(Q_1^+) + L(R_1)|H| + \mathit{cost}(T_H)$$

Here, the $L(R_1)|H|$ term arises as pre-cabing all of the cables that are internal to T_H backward from the root of H to the root of G .

By Lemmas 3.2 and 3.3, we know only an edge e_2 which is not on R_1 could possibly result in a lower cost cable-trench tree $T_2 \wedge T_H$. Similarly, we compute the total cable-trench cost of $T_2 \wedge T_H$ as follows:

$$\tau(E(G)) - \tau(e_2) + C(P_2^+) - L(P_2) + C(R_2^-) + L(R_2)|Q_2| + C(Q_2^-) + L(R_2)|H| + \mathit{cost}(T_H)$$

If the cable-trench cost of excluding edge e_1 were to be cheaper than when excluding edge e_2 , the difference of the above total cable-trench costs must be non-positive. Hence, after some direct

cancellations and rearranging of terms, we have the following inequality:

$$\begin{aligned}
0 &\geq \tau(e_2) - \tau(e_1) \\
&\quad + L(P_2) - L(P_1) \\
&\quad + [C(R_1^+) - C(P_2^+)] - [C(R_2^-) - C(P_1^-)] \\
&\quad + L(R_1)|Q_1| - L(R_2)|Q_2| \\
&\quad + C(Q_1^+) - C(Q_2^-) \\
&\quad + L(R_1)|H| - L(R_2)|H|
\end{aligned}$$

Now, observe that R_1^+ is the concatenation of P_2^+ and Q_2^+ . That is, $R_1^+ = P_2^+Q_2^+$. Similarly, $R_2^- = P_1^-Q_1^-$. Hence, by Lemma 2.5 we have:

$$\begin{aligned}
C(R_1^+) - C(P_2^+) &= L(P_2)|Q_2| + C(Q_2^+) \\
C(R_2^-) - C(P_1^-) &= L(P_1)|Q_1| + C(Q_1^-)
\end{aligned}$$

And so, after plugging these in and more rearranging of terms, the inequality becomes:

$$\begin{aligned}
0 &\geq \tau(e_2) - \tau(e_1) + \\
&\quad + L(P_2) - L(P_1) \\
&\quad + [L(P_2)|Q_2| + L(R_1)|Q_1|] - [L(P_1)|Q_1| + L(R_2)|Q_2|] \\
&\quad + C(Q_2^+) - C(Q_1^-) \\
&\quad + C(Q_1^+) - C(Q_2^-) \\
&\quad + L(R_1)|H| - L(R_2)|H|
\end{aligned}$$

Now, by the additivity of L , we have that $L(R_1) = L(P_2) + L(Q_2)$. So, recalling that we use $\tilde{Q} = Q_1 \cup Q_2$ (as sets of edges), it follows that:

$$\begin{aligned}
L(P_1)|Q_1| + L(R_2)|Q_2| &= L(P_1)|Q_1| + L(P_1)|Q_2| + L(Q_1)|Q_2| \\
&= L(P_1)|\tilde{Q}| + L(Q_1)|Q_2|
\end{aligned}$$

Similarly, we also get:

$$L(P_2)|Q_2| + L(R_1)|Q_1| = L(P_2)|\tilde{Q}| + L(Q_2)|Q_1|$$

And hence the inequality becomes:

$$\begin{aligned}
0 &\geq \tau(e_2) - \tau(e_1) \\
&\quad + L(P_2) - L(P_1) \\
&\quad + L(P_2)|\tilde{Q}| - L(P_1)|\tilde{Q}| \\
&\quad + [C(Q_2^+) + L(Q_2)|Q_1| + C(Q_1^+)] \\
&\quad + [C(Q_1^-) + L(Q_1)|Q_2| + C(Q_2^-)] \\
&\quad + L(R_1)|H| - L(R_2)|H|
\end{aligned}$$

Finally, noting that our orientation convention gives $\tilde{Q}^+ = Q_2^+Q_1^+$ and $\tilde{Q}^- = Q_1^-Q_2^-$, we can use Lemma 2.5 again to get:

$$C(\tilde{Q}^+) = C(Q_2^+) + L(Q_2)|Q_1| + C(Q_1^+)$$

$$C(\tilde{Q}^-) = C(Q_1^-) + L(Q_1)|Q_2| + C(Q_2^-)$$

So our inequality becomes:

$$\begin{aligned} 0 &\geq \tau(e_2) - \tau(e_1) \\ &\quad + L(P_2) - L(P_1) \\ &\quad + L(P_2)|\tilde{Q}| - L(P_1)|\tilde{Q}| \\ &\quad + C(\tilde{Q}^+) - C(\tilde{Q}^-) \\ &\quad + L(R_1)|H| - L(R_2)|H| \end{aligned}$$

□

Remark: The inequality can be interpreted as being divided into pairs of terms that represent the difference in cost between T_2 and T_1 of each pair:

- $\tau(e_2) - \tau(e_1)$ represents the difference in trench length. T_2 does not have to ‘dig the trench’ through e_2 , and T_1 does not have to dig the trench through e_1 .
- In both T_1 and T_2 , paths P_1 and P_2 have to be cabled, and they are both cabled from the same direction (originating from root r). However, in T_1 , the last cable along edge e_1 does not need to be laid, as the edge is excluded from the tree. Similarly, T_2 does not include the last edge on its path. Therefore, while the cost of cabling P_1 and P_2 cancel, $L(P_2) - L(P_1)$ remains as the costs arising from including edges e_1 and e_2 on paths P_1 and P_2 respectively.
- The term $(L(P_2) - L(P_1))|\tilde{Q}|$ represents the difference in the cost of pre-cabling \tilde{Q} . In T_1 , we lay cables to \tilde{Q} with respect to one orientation and thus pre-cable it through P_2 . While in T_2 , we lay cables to \tilde{Q} with respect to the opposite orientation and thus pre-cable it through P_1 .
- $C(\tilde{Q}^+) - C(\tilde{Q}^-)$ accounts for the difference in cabling region \tilde{Q} with respect to the two different possible orientations arising from T_2 and T_1 .
- Finally, $L(R_1)|H| - L(R_2)|H|$ represents the difference in the pre-cabling costs for graph H through either R_1 or R_2 . Note that the cost of the continuation of these cables internal to H cancels out as they are the same in either case of the cable-trench solution restricted to G being T_1 or T_2 .

Observe that our particular choice of v only really impacts the last element of the inequality. The remainder of the inequality is largely dependent on our choices of e_1, e_2 . As such, if we were to generalize the above argument to wedging multiple graphs onto a cycle at multiple points, we would expect the majority of the contribution to come from this \tilde{Q} path in between our choices of e_1 and e_2 .

Now, consider a case where we wedge multiple graphs with cable-trench solution at distinct vertices v_1, v_2, \dots, v_k of n -cycle G where $v_i \neq r$ for all i .

In the general case, let $\mathcal{H} = \{H_1, \dots, H_k\}$ be a set of graphs for which each graph H_i has known cable-trench solution. Let $\mathcal{V} = \{v_1, \dots, v_k\}$ be a set of vertices, where v_i is the vertex on G which is identified with the root of H_i in the graph $G \wedge H_i$. We define the set $H(\tilde{Q}) \subseteq \mathcal{V}$ as the set of vertices on path \tilde{Q} that are contained in \mathcal{V} .

Adapting notation conventions specified earlier, for an edge $e \in G$, denote by $R^{(v)}$ as the path from root r to v that does not include e .

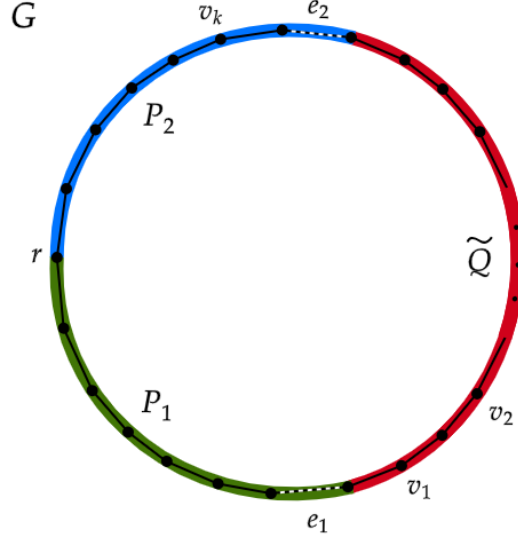


Figure 3: Wedging multiple graphs onto non-root vertices on the cycle G .

Theorem 3.5. *Assume G with root r has cable-trench solution T_1 for some e_1 . We wedge graphs $H_{v_1}, H_{v_2}, \dots, H_{v_n}$ at distinct vertices v_1, v_2, \dots, v_n . H_i has cable-trench solution S_i . The minimum cable-trench tree for $G \wedge H_{v_1} \wedge H_{v_2} \wedge \dots \wedge H_{v_n}$ is $T_1 \wedge S_1 \wedge S_2 \wedge \dots \wedge S_n$ if for all edges $e_2 \neq e_1$:*

$$0 \geq \tau(e_2) - \tau(e_1) + L(P_2) - L(P_1) + (L(P_2) - L(P_1))|\tilde{Q}| + C(\tilde{Q}^+) - C(\tilde{Q}^-) \quad (1)$$

$$+ \sum_{v \in H(\tilde{Q})} (L(R_2^{(v)}) - L(R_1^{(v)}))|H_v|$$

Proof. The details of the proof are essentially parallel to the proof of Proposition 3.4. Recall the decomposition of G specified by e_1 and our arbitrary choice of $e_2 \neq e_1$.

In these terms, construct the cost (internal to G) for the cable-trench tree deleting e_1 is:

$$\text{cost}(T_1) = \tau(E(G)) - \tau(e_1) + C(P_1) - L(P_1) + C(P_2) + L(P_2)|Q| + C(Q^+)$$

The analogous cost for the cable-trench tree deleting e_2 is:

$$\text{cost}(T_2) = \tau(E(G)) - \tau(e_2) + C(P_2) - L(P_2) + C(P_1) + L(P_1)|Q| + C(Q^-)$$

The cost of each tree T_1 and T_2 , internal to just G , is done analogously to Proposition 3.4, with the only difference being the contribution of the costs of trees S_1, \dots, S_n .

We will not switch to the tree deleting e_2 if $\text{cost}(T_1 \wedge S_1 \wedge \dots \wedge S_n) \leq \text{cost}(T_2 \wedge S_1 \wedge \dots \wedge S_n)$, as doing so will increase the cost of our cable-trench tree. When we take the difference of these two quantities, observe that any graph H_i for which v_i is not on path \tilde{Q} is cabled the same way, and therefore its cable-trench cost will cancel in the difference $\text{cost}(T_1 \wedge S_1 \wedge \dots \wedge S_n) - \text{cost}(T_2 \wedge S_1 \wedge \dots \wedge S_n)$. The only meaningful contributions arise from vertices $v_i \in \tilde{Q}$. Thus, the contribution of these graphs to the difference is precisely:

$$\sum_{v \in H(\tilde{Q})} (L(R_2^{(v)}) - L(R_1^{(v)}))|H_v|$$

As for each graph H_i such that $v_i \in \tilde{Q}$, we must take the difference between pre-cabing $|H_i|$ cables along path $R_2^{(v_i)}$ versus along path $R_1^{(v_i)}$.

The same algebraic manipulations as in the proof of Proposition 3.4 yield that $0 \leq \text{cost}(T_1) - \text{cost}(T_2)$ if and only if the desired inequality (1) holds, in which case the minimum cable-trench tree is $T_1 \wedge S_1 \wedge S_2 \wedge \dots \wedge S_n$ \square

In each case, finding the particular edge e_2 for which deleting e_2 would yield a cheaper total cost of the cable-trench tree involves (in the worst case) verifying the inequality over all possible values of $e_2 \in R_1$. This is captured by the loop condition in Algorithm 1.

4 The Strength Index of a Graph

Notice, when wedging a graph H onto G , the only extra cost within G is the cost to cable from the root to the wedge vertex v .

Lemma 4.1. *If $L(R_2) > L(R_1)$, then there is no e_2 such that $\text{cost}(T_2) < \text{cost}(T_1)$.*

Proof. By assumption, T_1 is the cable-trench solution internal to the graph G , the following inequality must hold:

$$0 \leq \tau(e_1) - \tau(e_2) + C(R_2) - C(R_1) + (C(P_2) - L(P_2)) - (C(P_1) - L(P_1)) \\ + L(R_2)|Q_2| - L(R_1)|Q_1| + C(Q_2) - C(Q_1)$$

Suppose there exists an edge e_2 satisfying the condition in the statement of Lemma 4.1. Then, once we wedge graph H onto G , if $\text{cost}(T_2) < \text{cost}(T_1)$, then from Proposition 3.4:

$$0 > \tau(e_1) - \tau(e_2) + C(R_2) - C(R_1) + (C(P_2) - L(P_2)) - (C(P_1) - L(P_1)) + (L(R_2) - L(R_1))|\tilde{Q}| \\ + C(Q_2) - C(Q_1) + (L(R_2) - L(R_1))|H|$$

Thus, $L(R_2) - L(R_1) < 0$ must be true if $\text{cost}(T_2) < \text{cost}(T_1)$ will be true for a given e_2 . \square

In essence, if $L(R_2) > L(R_1)$, then no matter how large the graph H is, the cable-trench solution internal to G will never change. Intuitively, switching to T_2 would mean that graph H is cabled through path R_2 . If $L(R_2) > L(R_1)$, the cost of adding H increases with no savings to the spanning tree internal to G . We can expand this into an idea of the *strength* of a cycle G .

Definition 4.2. The **strength** of an edge-vertex pair is denoted $\sigma(v, e)$. The vertex v is the wedge vertex and the edge $e \in R_1$ is the edge which we will compare against e_1 . The value of $\sigma(v, e)$ is the size of the vertex set for the largest graph H that can be wedged onto G such that the cable-trench solution remains $T_1 \wedge T_H$.

As shown in Lemma 4.1, if $L(R_2) > L(R_1)$, then H can be any size, so we define $\sigma(v, e) = \infty$ for the v, e pair.

Definition 4.3. The **vertex strength** of a wedge vertex v is $\sigma(v) = \min\{\sigma(v, e) : e \in R\}$.

The vertex strength is essentially the size of the largest tree that can be wedged onto G such that e_1 remains the best edge to exclude in a cable-trench solution for the composite graph.

Definition 4.4. The **breaking edge** is the edge e on R_1 with $\sigma(v, e) = \sigma(v)$.

The breaking edge is called as such since it is the first edge to “break” when enough weight is added onto H .

Lemma 4.5. *Given cycle G with cable-trench solution T_1 obtained via deletion of edge e_1 . If the wedge vertex v is chosen so that $L(R_2) < L(R_1)$, then there exists a breaking edge e_2 on the path R_1 (the path from the root to the wedge vertex not through e_1).*

Proof. For arbitrary graph H with internal cable-trench solution T_H , consider the inequality comparing $T_1 \wedge T_H$ and $T_2 \wedge T_H$:

$$0 \leq \tau(e_1) - \tau(e_2) + C(R_2) - C(R_1) + (C(P_2) - L(P_2)) - (C(P_1) - L(P_1)) + (L(R_2) - L(R_1))|\tilde{Q}| \\ + C(Q_2) - C(Q_1) + (L(R_2) - L(R_1))|H|$$

This inequality is the case when $\text{cost}(T_2 \wedge T_H) \leq \text{cost}(T_1 \wedge T_H)$. All of the terms except the last are fixed for our choice of e_1 and e_2 .

When $L(R_2) < L(R_1)$, then $(L(R_2) - L(R_1))|H|$ is negative, so eventually for a large enough $|H|$:

$$0 > \tau(e_1) - \tau(e_2) + L(P_1) - L(P_2) + (L(P_1) - L(P_2))|\tilde{Q}| + C(Q^-) - C(Q^+) + (L(R_2) - L(R_1))|H|$$

and thus $T_2 \wedge T_H$ is the better cable-trench solution. \square

Theorem 4.6. *Once a breaking edge e_1 is determined, then there will never be a distinct edge e_2 on $P_1 \cup Q_1$ such that $\text{cost}(T_2 \wedge H) < \text{cost}(T_1 \wedge H)$*

Proof. Follows immediately from Lemma 3.3. \square

In the broader algorithmic context, the strength indices and breaking edge of a graph G are internal properties of G , and thus for a fixed graph G , can be precomputed. When wedging graph H onto G , the spanning tree computation reduces to a simple check of whether or not $|H|$ exceeds the strength of the graph, and if so, we can immediately determine the optimal spanning tree of the wedge via the breaking edge. In essence, these internal graph properties offer more savings in Algorithm 1 as the cost computation is drastically simplified.

5 The Theta Graph

To demonstrate the *local-to-global* notion that we established in Section 3, we will broaden the classes of graphs for which we can efficiently solve the generalized cable-trench problem. We will consider a variant of a cycle graph which we will refer to as a θ graph.

Such a graph consists of two vertices (a root vertex r and another vertex v) connected through 3 edge-disjoint paths (which, for now, we refer to as X_1, X_2, X_3 . Observe that in such a graph, any spanning tree is uniquely specified removing an edge from two distinct paths, i.e. (e_i, e_j) where $e_i \in X_i$ and $e_j \in X_j$ for $i \neq j$. Figure 4 demonstrates the analogous decomposition for θ -graphs as we had in Figure 2.

Suppose, without loss of generality, that we are certain to exclude an edge e_3 on path $P_3 \cup Q_3$. By Proposition 3.1, we can essentially ignore P_3 in the computation that follows. We can simply

determine the cable-trench solution for the cycle $R_{1,3} \cup R_{2,3}$, and determine whether $|Q_3|$ exceeds its strength. Iterating this procedure over all $e_3 \in P_3 \cup Q_3$ and repeating the procedure for (again without loss of generality) $e_2 \in P_2 \cup Q_2$, then taking the minimum over all computed costs yields the best solution for this class of graphs.

Further, we can attempt to extend the notions of strength to this class of graphs to extend our local-to-global principle further.

5.1 θ -analogs of the strength index and breaking edges

Without loss of generality, for some θ -graph G , suppose that the internal cable-trench solution excludes some fixed edges $e_1 \in P_1 \cup Q_1$ and $e_2 \in P_2 \cup Q_2$.

Definition 5.1. For a vertex v and an edge $e_3 \in R_{1,2}$, define the **first edge strength** $\sigma_1(v, e_3)$ is the largest h such that there exists a graph H wedged onto G at v with $|H| = h$ for which $\text{cost}(T_{1,2} \wedge H) < \text{cost}(T_{1,3} \wedge H)$ and $\text{cost}(T_{1,2} \wedge H) < \text{cost}(T_{2,3} \wedge H)$ both hold.

Definition 5.2. For a vertex v and edge $e_3 \in R_{1,2}$, define the **second edge strength** $\sigma_2(v, e_3)$ is the largest h such that there exists a graph H wedged onto G at v with $|H| = h$ for which exactly one of $\text{cost}(T_{1,2} \wedge H) < \text{cost}(T_{1,3} \wedge H)$ and $\text{cost}(T_{1,2} \wedge H) < \text{cost}(T_{2,3} \wedge H)$ holds.

Note that $\sigma_1(v, e) \leq \sigma_2(v, e)$. We use this to define the strengths of a vertex v by minimizing over all edges $e \in R_{1,2}$, hence $\sigma_1(v) = \min_{e \in R_{1,2}} \sigma_1(v, e)$ and $\sigma_2(v) = \min_{e \in R_{1,2}} \sigma_2(v, e)$. With these in hand, we obtain a generalization of Lemma 4.1.

Lemma 5.3. *As in Lemma 4.1:*

1. *If both $L(R_{2,3}) > L(R_{1,2})$ and $L(R_{1,3}) > L(R_{1,2})$, then $\sigma_1(v) = \sigma_2(v) = \infty$.*
2. *If exactly one of $L(R_{2,3}) > L(R_{1,2})$ or $L(R_{1,3}) > L(R_{1,2})$ holds, then $\sigma_2(v) = \infty$ and $\sigma_1(v) < \infty$.*

Proof. We first present a proof of (1). We partition our θ graph into the following path segments, fixing some choices of edges $e_1 \in R_{2,3}$, $e_2 \in R_{1,3}$ and $e_3 \in R_{1,2}$.

Without loss of generality, we assume that the cable-trench solution internal to this graph removes (fixed) edges e_1, e_2 . Again, without loss of generality, we will show that $L(R_{1,3}) > L(R_{1,2})$ implies that there exists no edge $e_3 \in R_{1,2}$ that $\text{cost}(T_{2,3} \wedge H)$ is cheaper than $\text{cost}(T_{1,2} \wedge H)$ (a similar argument will show that if $L(R_{2,3}) > L(R_{1,2})$ then there is no $e_3 \in R_{1,2}$ such that $\text{cost}(T_{1,3} \wedge H)$ is cheaper than $\text{cost}(T_{1,2} \wedge H)$).

The total cost of $T_{1,2} \wedge H$ can be computed as:

$$\begin{aligned} & (\tau(E(G)) - \tau(e_1) - \tau(e_2)) + C(P_1) + C(P_2) + C(R_{1,2}) + L(R_{1,2})(|H| + |Q_1| + |Q_2|) \\ & \quad + C(Q_1^-) + C(Q_2^-) + \text{cost}(H) \end{aligned}$$

We can further decompose $C(R_{1,2})$ as follows:

$$C(R_{1,2}) = C(P_3) + L(P_3) + C(e_3) + (L(P_3) + L(e_3))|Q_3| + C(Q_3^+)$$

The total cost of $T_{1,3} \wedge H$ can similarly be computed as:

$$\begin{aligned} & (\tau(E(G)) - \tau(e_1) - \tau(e_3)) + C(P_1) + C(P_3) + C(R_{1,3}) + L(R_{1,3})(|H| + |Q_1| + |Q_3|) \\ & \quad + C(Q_1^-) + C(Q_3^-) + \text{cost}(H) \end{aligned}$$

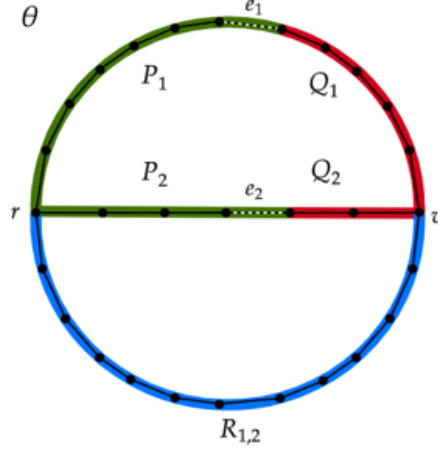


Figure 4: The θ graph G along with distinguished edges e_1, e_2 along with labeled components for the corresponding decomposition.

We can further decompose $C(R_{1,3})$ as follows:

$$C(R_{1,3}) = C(P_2) + L(P_2) + C(e_2) + (L(P_2) + L(e_2))|Q_2| + C(Q_2^+)$$

If H is sufficiently large, such that $T_{1,3}$ is eventually cheaper in the above expression, then we expect the difference of the two expressions to be positive (i.e. $\text{cost}(T_{1,2} \wedge H) - \text{cost}(T_{1,3} \wedge H) > 0$). After cancelling out terms in both expressions, this assumption implies that for arbitrary $|H|$:

$$(\tau(e_3) - \tau(e_2)) \tag{2}$$

$$+ L(P_3) + L(e_3) + L(P_3)|Q_3| + L(e_3)|Q_3| + L(R_{1,2})(|H| + |Q_1| + |Q_2|) \tag{3}$$

$$- L(P_2) - L(e_2) - L(P_2)|Q_2| - L(e_2)|Q_2| - L(R_{1,3})(|H| + |Q_1| + |Q_3|) \tag{4}$$

$$+ C(Q_2^-) - C(Q_2^+) + C(Q_3^+) - C(Q_3^-) > 0 \tag{5}$$

Again, as in Proposition 3.4, (2) accounts for the difference in trench lengths, (3) and (4) account for the difference in contributions from paths $R_{1,3}$ and $R_{1,2}$, and (5) accounts for the disoriented regions Q_2 and Q_3 .

We are assuming that $T_{1,2}$ is the internal cable-trench solution for G (i.e. the cable-trench solution when $|H| = 0$). Therefore, when $|H| = 0$, we have that the difference is actually ≤ 0 . Thus, if the inequality is satisfied, we *must* have that:

$$L(R_{1,2})|H| - L(R_{1,3})|H| > 0$$

Since $|H| > 0$, in order for there to exist a suitable e_3 , we must have that $L(R_{1,2}) > L(R_{1,3})$. If not, then no such edge exists. If we apply the same reasoning to the tree $T_{1,3}$, we get that in order for there to exist a suitable e_3 , we must have that $L(R_{1,2}) > L(R_{2,3})$. Thus, if $L(R_{2,3}) > L(R_{1,2})$ and $L(R_{1,3}) > L(R_{1,2})$, for all $|H|$, there is no cheaper tree. Thus, $\sigma_1(v) = \sigma_2(v) = \infty$.

In order to prove the second case of the lemma, we simply note that we can apply the above rationale to exactly one of the pairs $R_{2,3}, R_{1,2}$ or $R_{1,3}, R_{1,2}$. Without loss of generality say that

$L(R_{2,3}) > L(R_{1,2})$ and $L(R_{1,3}) \leq L(R_{1,2})$. Then, for some choice of $e_3 \in R_{1,2}$ we can just solve for $|H|$ to find a graph where $T_{1,3}$ is less costly than $T_{1,2}$, and then minimize over all $e_3 \in R_{1,2}$.

□

Lemma 5.4. *Let G be a θ graph with disjoint r, v paths $R_{2,3}$, $R_{1,3}$ and $R_{1,2}$. Without loss of generality, suppose that the cable-trench solution excludes edges $e_1 \in R_{2,3}$ and $e_2 \in R_{1,3}$. Then for all graphs H wedged onto G at v , if the cable-trench solution of $G \wedge H$ excludes edges $e'_1 \in R_{2,3}$ and $e'_2 \in R_{1,3}$, then $e'_1 = e_1$ and $e'_2 = e_2$.*

Proof. The proof is analogous to the proof of Lemma 3.3. Given that the cable-trench solution for $G \wedge H$ excludes edges $e'_1 \in R_{2,3}$ and $e'_2 \in R_{1,3}$, the contribution of wedging graph H at vertex v is

$$L(R_{1,2})|H| + \text{cost}(H) \tag{6}$$

as root paths from R to the vertices in H must be cabled through $R_{1,2}$. We observe that in any spanning tree which excludes an edge on both $R_{2,3}$ and $R_{1,3}$ (thus, routes cables to H in (6) through $R_{1,2}$) the contribution of H is the same. Thus, the choices of e'_1 and e'_2 must be the optimal internal cable-trench solution to G , as the contribution of H is equal for all pairs of edges in $R_{2,3} \times R_{1,3}$.

By assumption, $e_1 \in R_{2,3}$ and $e_2 \in R_{1,3}$ are edges removed in the cable-trench solution of G , and therefore are optimal to remove internal to G . Therefore, we must have that $e'_1 = e_1$ and $e'_2 = e_2$. □

Note that Lemma 5.4 makes no claims on the specific edges excluded in a cable-trench solution of $G \wedge H$ if the paths ($R_{2,3}$, $R_{1,3}$, or $R_{1,2}$) of the excluded edges differ from the paths of excluded edges from G .

In essence, the fact that θ graphs admit tractable solutions is a direct consequence of the results of Sections 3 and 4. By showing that similar constructions exist for θ graphs, we expect that computing the cable-trench solution for a graph in which two vertices are connected by 4 edge-disjoint paths should be tractable as well, by a similar argument as presented at the beginning of the section. The strength discussion enables us to further extend the class of graphs for which we can quickly compute the cable-trench solution.

6 Intractability of CTP in General Graphs

The generalization of the strength precomputation to θ graphs demonstrates that the ‘inductive’ use of strength in order to increase the class of graphs that can be extended. Although, the increased complexity presents itself in the increasingly expensive precomputation of strength statistics about the graph. Further, the class of graphs attainable using the above methods is quite delicate; the methods described above would not clearly generalize when moving the wedge vertex v such that it lies entirely on one of the three paths, $R_{2,3}$, $R_{1,3}$, or $R_{1,2}$, in the θ graph.

We return to our discussion of graphs for which we can compute the cable-trench solution quickly, and will refer to such graphs as **tractable**. We also describe a class of graphs, given an oracle that provides some structural information about the graph, admit an efficient scheme for solving the generalized cable-trench problem. We will call such graphs **tractable with an oracle**.

6.1 Tractability in cactus graphs

As shown in Section 3, given a collection of cycles and trees, we can iteratively construct a graph G by wedging cycles and trees onto it and, in parallel, keep track of the cable-trench solution in polynomial time. Such a construction ensures a graph in which all cycles are edge-disjoint (i.e. each edge is in at most one cycle). These graphs are called *cactus graphs*.

Keeping consistent with existing literature, a **decomposition** of a graph G is defined as a collection of edge-disjoint subgraphs G_1, G_2, \dots, G_m such that the edge sets $E(G_1), \dots, E(G_m)$ form a partition of the edge set of G . We say that this is a **path decomposition** if each subgraph is either a path or a cycle. Every graph clearly admits a path decomposition, and the following theorem of Lovász [5] characterizes the size of such a decomposition.

Theorem 6.1. *A graph G on n vertices (not necessarily connected) can be decomposed into $\lfloor n/2 \rfloor$ paths and cycles.*

As an algorithm, finding such a decomposition is closely related to the pathwidth metric on graphs. Although computing the pathwidth of arbitrary graphs is NP-complete, there exist fixed-parameter tractable algorithms (i.e. if the pathwidth is known to be bounded above, there exist tractable algorithms to compute it)[2] [3].

Further, the decomposition itself is quite delicate, as we require a sort of *maximal* decomposition, one in which every pair of component intersects at most at one vertex. Such a decomposition must exist for a cactus graph essentially by definition of a cactus graph. Given an oracle that finds such a path decomposition for cactus graphs, we obtain the following corollary as a consequence of Theorem 3.5.

Corollary 6.2. *Cactus graphs are tractable with an oracle.*

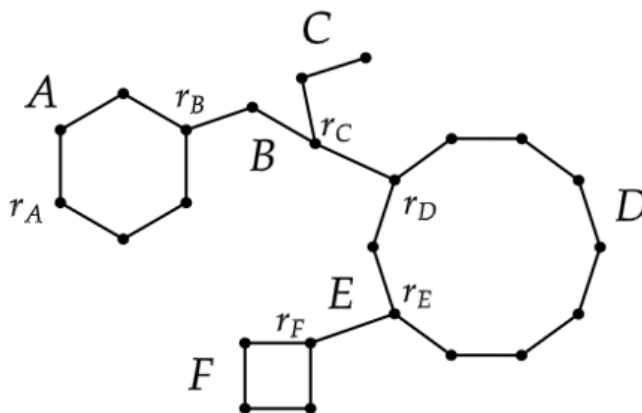


Figure 5: Illustrative example of the ‘maximal’ decomposition of a graph into cycles A, D, F and trees B, C, E .

Example 6.3. Consider the graph in Figure 5. If we were to wedge cycle A to tree B rooted at r_B , we could determine the cable-trench solution. At this point, we could wedge it to C at r_C , and continue doing this until we wedged the graph $A \wedge B \wedge C \wedge D \wedge E$ onto F at point r_F . At each step we know the optimal weight spanning tree, which allows us to wedge it to another tree or cycle.

Observation 6.4. Let T be a spanning tree for a cactus graph G . Given a subset of the vertices V' , if we look at the induced subgraph $G' \subseteq G$, and take the intersection $T' = G' \cap T$, we note that T' is necessarily a spanning tree of G' .

Essentially, our knowledge of spanning trees of individual components of G determine the total number of spanning trees of the entire graph.

6.2 Identifying multiple vertices in graph constructions

We have seen that for cycles, trees, restricted cases of Θ graphs, and graphs constructible by wedging the previous graphs under specific conditions, the cable-trench solution can be found quickly. In general, there is a brute-force computation over all spanning trees via Kirchhoff's result on spanning trees that enables a fast search over a reasonably small set of spanning trees. A natural next step is to consider the point at which finding the cable-trench solution becomes computationally difficult.

Of course, a necessary condition for a family of graphs to be *intractable* is for the family to admit an exponential number of spanning trees. The example we will use is the $2 \times m$ grid graph ($G[2, m]$). By a simple inductive argument, it is clear that the number of spanning trees of $G[2, m]$ grid graph is $\Omega(2^n)$.

Interestingly, we note that there exist spanning trees T of the $2 \times (m + 1)$ grid such that the induced subgraph $T' \subset T$ restricted to the $2 \times m$ grid is not a tree. This graph does not satisfy the property established in Example 6.3, and as a consequence, an algorithm dependent on decomposing $G[2, m]$ should not be expected to consistently find the cable-trench solution.

As iteratively wedging graphs together at chosen roots preserves the tractability of the graph, and any arbitrary graph admits a path decomposition, we must have a connection (or a class of connections) between graph components for which the graph is no longer tractable. We conjecture that families of graphs with exponentially many spanning trees, and those whose construction necessitates identifying paths and cycles at multiple points, do not easily admit tractable solution schemes.

References

- [1] M.P.L. Benedito, L.L.C. Pedrosa, and H.K.K. Rosado. On the inapproximability of the cable-trench problem. *Procedia Computer Science*, 195:39–48, 2021.
- [2] H. Bodlaender. A linear time algorithm for finding tree-decompositions of small treewidth. *Proceedings of the twenty-fifth annual ACM symposium on Theory of Computing*, 1993.
- [3] H.L. Bodlaender, J.R. Gilbert, H. Hafsteinsson, and T. Kloks. Approximating treewidth, path-width, and minimum elimination tree height. In *Proceedings of the 17th International Workshop, WG '91*, page 1–12, Berlin, Heidelberg, 1991. Springer-Verlag.
- [4] S. Khuller, B. Raghavachari, and N. Young. Balancing minimum spanning trees and shortest-path trees. *Algorithmica*, 14(4):305–322, 1995.
- [5] L. Lovász. On covering of graphs. *Theory of Graphs*, 01 1968.
- [6] F.J. Vasko, R.S. Barbieri, B.Q. Riecksts, K.L. Reitmeyer, and K.L. Stott Jr. The cable-trench problem: combining the shortest path and minimum spanning tree problems. *Computers & Operations Research*, 29:441–458, 2002.

- [7] F.J. Vasko, E. Landquist, G. Kresge, A. Tal, Y. Jiang, and X. Papademetris. A simple and efficient strategy for solving very large-scale generalized cable-trench problems. *Networks: an international journal*, 67:199–208, 2016.