

What does ChatGPT know about natural science and engineering?

Lukas Schulze Balhorn^a, Jana M. Weber^a, Stefan Buijsman^a, Julian R. Hildebrandt^b, Martina Ziefle^b, Artur M. Schweidtmann^{a,*}

^a Delft University of Technology, Delft, Netherlands

^b Human-Computer Interaction Center, Chair of Communication Science, RWTH Aachen University, Aachen, Germany

* corresponding author: a.schweidtmann@tudelft.nl

Abstract

ChatGPT is a powerful language model from OpenAI that is arguably able to comprehend and generate text. ChatGPT is expected to have a large impact on society, research, and education. An essential step to understand ChatGPT's expected impact is to study its domain-specific answering capabilities. Here, we perform a systematic empirical assessment of its abilities to answer questions across the natural science and engineering domains. We collected 594 questions from 198 faculty members across 5 faculties at Delft University of Technology. After collecting the answers from ChatGPT, the participants assessed the quality of the answers using a systematic scheme. Our results show that the answers from ChatGPT are on average perceived as "mostly correct". Two major trends are that the rating of the ChatGPT answers significantly decreases (i) as the complexity level of the question increases and (ii) as we evaluate skills beyond scientific knowledge, e.g., critical attitude.

Introduction

ChatGPT is expected to have a large potential impact on the natural science and engineering domains. ChatGPT is a conversational AI system based on the GPT-3.5 language model that is trained to respond to prompts (<https://openai.com/blog/chatgpt>). The model gained significant attention with over one million users just five days after its release (<https://www.statista.com/chart/amp/29174/time-to-one-million-users/>). The dialogue format of ChatGPT brings about distinct capabilities, e.g., to follow up on previous questions and to correct previous incorrect answers. With its capability to reply to a broad variety of questions formulated in natural language, it has a tremendous potential for positive and/or negative impact on natural science and engineering as discussed in previous studies¹.

ChatGPT provides several potential advantages and use cases. First and foremost, it can assist humans in writing. For example, the first book on how ChatGPT can help non-fiction authors

to write “better, faster, and more effectively” has already been published². It is thus likely that scientists and engineers will start to use large language models like ChatGPT as tools to support the writing of manuscripts, textbooks, and proposals. Indeed the first research papers that list ChatGPT as a co-author have already been published³⁻⁵. Moreover, models like ChatGPT can also be used to generate summaries of research texts⁶ and can therefore be used during the research process and literature review. For example, Tabone and de Winter⁷ used ChatGPT to generate sentiment scores or summaries of text in human-computer interaction research. The question-answering abilities of ChatGPT might also assist engineers and researchers in finding answers to (scientific) questions going way beyond current search engines like Google Scholar.

Besides the potential positive impacts of ChatGPT, there are also multiple potential negative effects. In an educational context, the possibility that students use Large Language Models (LLMs) like ChatGPT to write essays and answer questions on assignments and exams is predominant⁸⁻¹¹. In the research domain, there are concerns about “deep fake science”¹²⁻¹⁴, where LLMs can quickly generate realistically looking manuscripts that lack scientific foundations. In industry, there are concerns that incorrect answers from LLMs can lead to incorrect decisions by engineers or scientists with fatal consequences or large economic or environmental impacts. Thus, it is critical to systematically assess the quality of the answers of LLMs.

Since the release of ChatGPT in November 2022, a few initial studies have assessed the answer quality of ChatGPT in educational and scientific contexts. A few previous studies show that ChatGPT reaches near-passing grades on medical licensing exams^{15,16} and passes with a low grade in law school exams¹⁷ and a first-year mechanics course¹⁸. Furthermore, Antaki et al.¹⁹ show that ChatGPT answered 55.8% and 42.7% of medical questions correctly on two exams that are part of the Ophthalmic Knowledge Assessment Program. Antaki et al.¹⁹ argue that ChatGPT performs well on general medical knowledge but badly on more specialized questions. Likewise, Gilson et al.¹⁵ state that ChatGPT’s performance decreases with increased question complexity. Furthermore, Frieder et al.²⁰ created a database of mathematics questions ranging from simple to graduate level. Here, the authors conclude that the performance of ChatGPT is significantly below an average graduate student from mathematics. Similarly, the studies from Huh²¹ and Fijačko et al.²² conclude that ChatGPT could not compete with students in exams on parasitology and life support exams. However, other studies also show that ChatGPT can pass an English high school exam²³ and a university economics exam²⁴ with a good grade. In addition, a few studies suggest that ChatGPT could reason about or explain its answers^{15,16,22}. These findings are supported by Webb et al.²⁵ who found that LLMs have a strong capacity for analogical reasoning.

While there has been a number of topic-specific studies, there has not been a broad study testing the capacities of ChatGPT across the natural science and engineering domains. Such a study could inform whether the findings of individual studies hold more generally, and to what extent they translate to ChatGPT’s performance on advanced or open-ended scientific and engineering questions.

We investigate the capability of ChatGPT to answer questions at the Bachelor, Master, and Ph.D. level in natural sciences and engineering. We collect three questions each from 198 faculty members across five faculties at Delft University of Technology: Aerospace engineering (AE), applied sciences (AS), civil engineering and geosciences (CEG), electrical engineering, mathematics, and computer science (EEMCS), mechanical, materials, and maritime engineering (3mE). After collecting the answers from ChatGPT to the 594 questions, the participants assess the quality of their corresponding answers using a systematic assessment scheme. We quantitatively and qualitatively analyze the results. Moreover, we discuss implications of the assessed answering capabilities in higher education, natural science, engineering, and ethics.

Results

Our study evaluates the answering capabilities of ChatGPT within the natural sciences and engineering domains. The participation across faculties is given as follows: AE: 25 participants, AS: 41, CEG: 59, EEMCS: 36, 3mE: 37. The participants currently hold the following positions at the Delft University of Technology: Assistant professor: 71 participants, associate professor: 59, full professor: 47, Lecturer: 9, Ph.D. student: 6, postdoctoral researcher: 4, others: 2. The participants evaluate the answers from ChatGPT with a systematic assessment scheme on nine assessment rubrics as described in Table 1. In each assessment rubric, the answer is assessed based on a score between 1 (poor performance) and 5 (excellent performance) or “not applicable”. The nine assessment rubrics are grouped into (a) “Basic skills of answering a question”, (b) “Scientific skills”, and (c) “Skills that go beyond scientific knowledge”. The purpose of the systematic assessment scheme is to analyze the answering capability of the LLM qualitatively yet holistically and go beyond what can be captured by automatic benchmarks. An overview of the ratings of the answers of ChatGPT for nine assessment rubrics is shown in Fig. 1 and explained hereafter.

Table 1. Assessment rubrics sorted by skill categories. For each assessment rubric, the answer is scored between 1 (poor performance) and 5 (excellent performance). The average assessment from participants across the three complexity levels is highlighted in bold font. Note that each row also has the assessment option “not applicable”.

| Assessment score | 1 | 2 | 3 | 4 | 5 |
|---|---|--|--|--|--|
| Basic skills (a) | | | | | |
| Format of answer (a.i) | Not as expected and inadequate to the question. | - | Partly as expected and partly adequate to the question. | - | As expected and adequate to the question. |
| Level of English (a.ii) | Basic use of English not given, answer contains significant amount of grammatical and spelling errors. | Basic use of English, answer contains grammatical or spelling errors. | Adequate use of academic English in written communication but missing technical terms. | Advanced use of academic English (using some technical terms) in written communication. | Perfect use of academic English (including technical terms) in written communication. |
| Scientific skills (b) | | | | | |
| Question relatedness (b.i) | Answer is not related at all to the question. | Answer is mostly not related to the question. | Answer is partly related to the question. | Answer is mostly related to the question. | Answer is completely related to the question. |
| Completeness of answer (b.ii) | Incomplete answer and key details missing. | Incomplete answer without sufficient details. | A complete answer but without sufficient details. | A complete answer with most details. | A complete and detailed answer. |
| Scientific correctness (b.iii) | The scientific content of the answer is completely incorrect. | The scientific content of the answer is mostly incorrect. | The scientific content of the answer is partly correct. | The scientific content of the answer is mostly correct. | The scientific content of the answer is completely correct. |
| Reasoning (b.iv) | Is not able to draw conclusions on relevant scientific knowledge to the question. | Is hardly able to draw conclusions on established scientific knowledge to the question. | Can, with some difficulties, draw conclusions based on established scientific knowledge to the question. | Can independently draw conclusions based on established scientific knowledge to the question. | Can independently draw correct conclusions based on state of the art scientific knowledge. |
| Skills beyond scientific knowledge (c) | | | | | |
| Critical attitude (c.i) | Never or hardly questions correctness and relevance of own results, which gives rise to doubts concerning their validity. | Is critical to some of the own results, but this is not a general attitude. Results should always be checked. | Can evaluate the reliability of own results. Own results are generally reliable. | Evaluates the reliability of own results, questions the reliability of results from literature or specialists. Own results are generally reliable. | Critically evaluates the reliability of own results, can evaluate reliability of results from literature or specialists. Own results are reliable. |
| Impact of answer implementation (c.ii) | Using the answer that was given would lead to severe consequences. | Using the answer that was given could lead to harmful consequences. | Using the answer that was given would be harmless, leading to neither positive nor negative consequences. | Using the answer that was given would be harmless, tending to lead to a positive impact. | Using the answer that was given would have clear positive consequences. |
| Awareness of impact (c.iii) | Answer shows poor understanding of its potential impact. | Answer mostly shows poor understanding of its potential impact. | Answer partly shows good understanding of its potential impact. | Answer mostly shows good understanding of its potential impact. | Answer shows perfect understanding of its potential impact. |

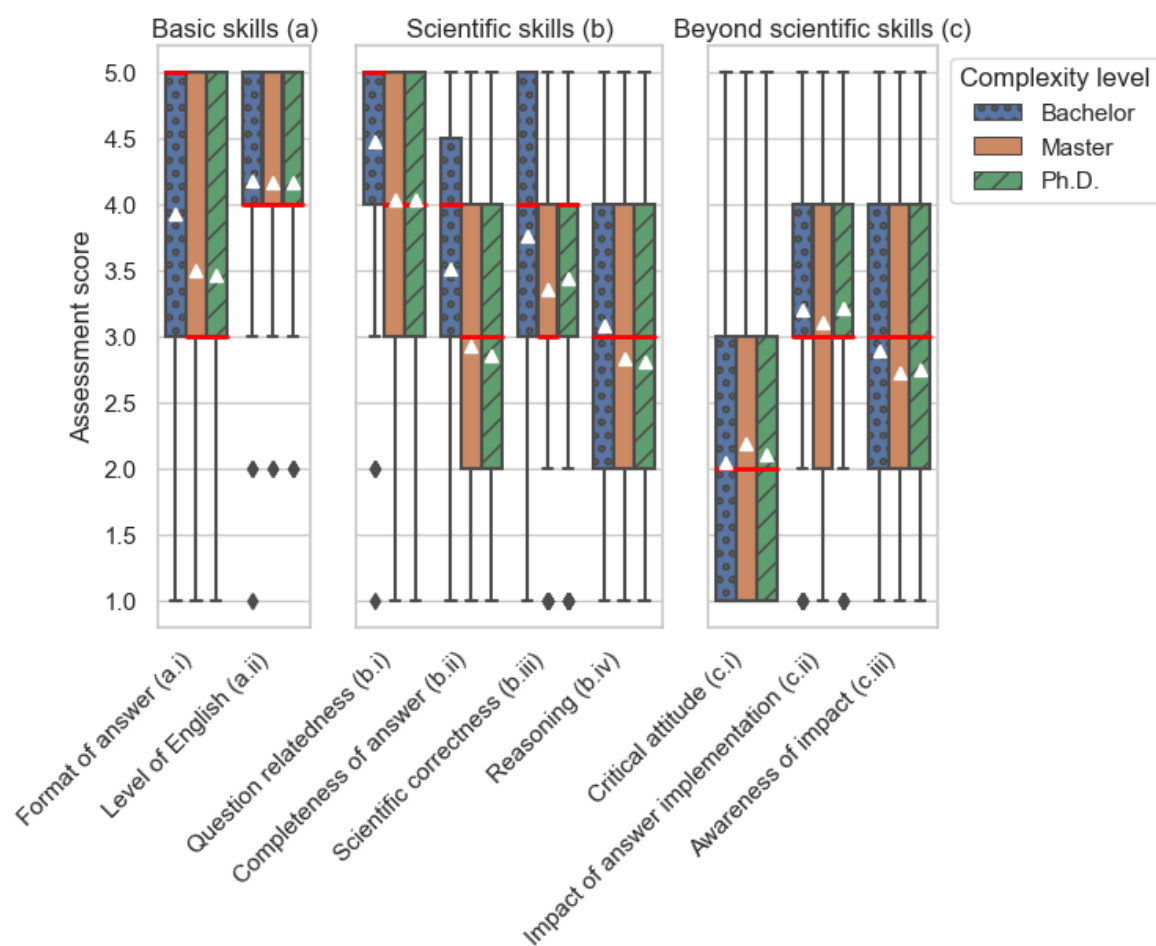


Fig. 1: Assessment results overview. The box plots show the assessment results for the nine assessment rubrics, grouped by the three skill categories. For each rubric, we show the rating for the three complexity levels individually. We average the results over faculties. The triangles mark the average ratings, the red horizontal bars mark the medians. The boxes span from the first to the third quartiles.

We identify four main findings from the aggregated results (Fig. 1): Firstly, ChatGPT receives on average higher scores for basic and scientific skills compared to the skills beyond scientific knowledge. Secondly, the question relatedness of the answers (b.i) on the Bachelor level receives the overall highest rating with an average score of 4.46. In addition, the participants rate the level of English (a.ii) highly (average score for all complexity levels 4.17). This corresponds to an “advanced use of academic English (using some technical terms) in written communication”. Thirdly, the critical attitude (c.i) of the model scores lowest among the nine rubrics. Here, the collected ratings state on average that ChatGPT “is critical to some of its own results, but this is not a general attitude. Results should always be checked”. However, it should be noted that 50% of the participants found the rubrics of skills beyond scientific knowledge (c) not applicable in contrast to only 2.3% and 8.1% for basic skills (a) and scientific skills (b) respectively. Fourthly, for seven out of nine assessment rubrics the answer for the Bachelor level is rated higher than for the Master and Ph.D. level. For instance, participants give the

completeness of the answer (b.ii) an average score of 3.51 for Bachelor level questions, whereas the average score for the Master level is 2.93 and for the Ph.D. level 2.85.

One of the arguably most interesting rubrics is scientific correctness (b.iii). Here, ChatGPT receives an average score of 3.76 (Bachelor level), 3.35 (Master level), and 3.43 (Ph.D. level). This suggests that ChatGPT can on average answer Bachelor level questions “mostly correct” and Master and Ph.D. level questions “partly correct”. The distribution of assessments is shown in Fig. 2.

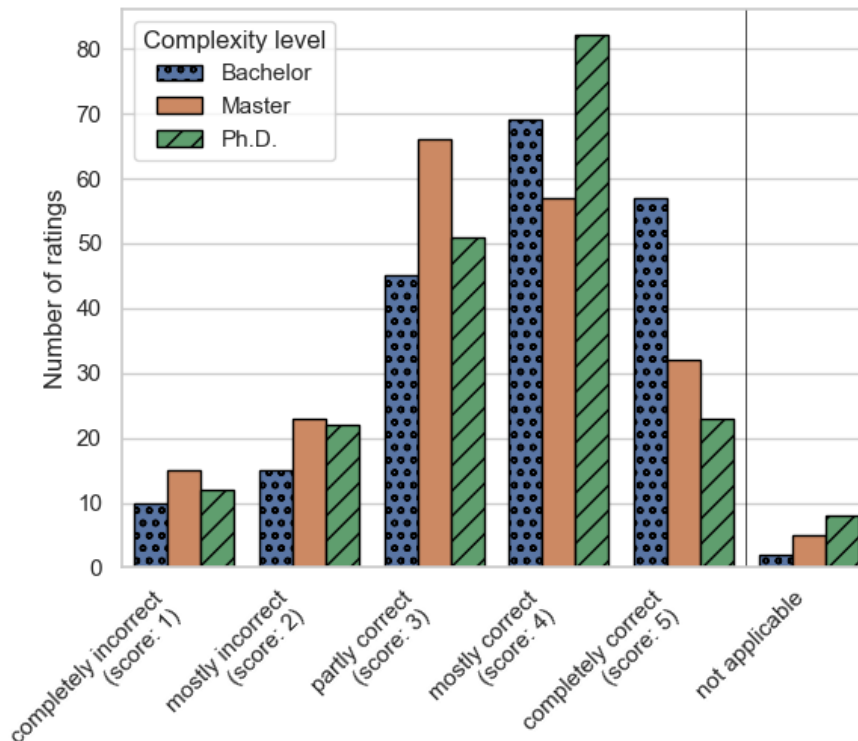
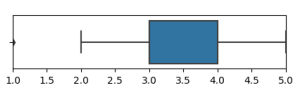
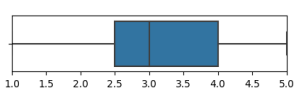
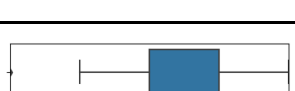



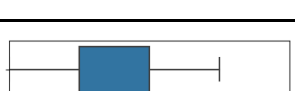



Fig. 2: Scientific correctness assessment results. The bar plot shows the number of ratings for each assessment option in the rubric scientific correctness (b.iii). The complete description of the answer options is shown in Table 1. On the Bachelor and Ph.D. level, most participants state that the answer is “mostly correct” (Bachelor: 69 times, Ph.D.: 82) while on the Master level, most participants state that the answer is “partly correct” (66 times). For all complexity levels, the option “completely incorrect” was chosen least often (Bachelor: 10 times, Master: 15, Ph.D.: 12).

If acted upon, answers from ChatGPT are accompanied by potential impact. We asked participants to evaluate how positive or negative the impact of implementation of the answer (c.ii) is as well as how aware ChatGPT is about its potential impact (c.iii). In addition, the study participants are asked to describe the type of impact of the answer in a free text field if the rubrics impact of answer implementation (c.ii) and awareness of impact (c.iii) are applicable. In total, one or more impact types were mentioned for 128 out of the 594 answers from ChatGPT, which we aggregated into eight impact types. The types and their respective number of occurrences are shown in Table 2. The most frequent impact type is environmental impact,

mentioned 40 times. The least frequent impact type is health, mentioned five times. The results show that ChatGPT has on average the most positive impact on the environment (average assessment score of 3.33) and the most negative impact on safety (average assessment score of 2.39).

Table 2. Potential impact of the answer implementation. We aggregate the free text field comments of the study participants into eight impact types. The impact types are sorted by the number of impact occurrences in the free text field comments. The impact of answer implementation ranges from “severe consequences” (score: 1) to “clear positive consequences” (score: 5). The boxplot ranges for most impact types from score 2 to 4 while the first quartile of the environmental and the social/political impact is relatively high with an assessment score of 3 and the third quartile of the safety impact is relatively low with an assessment score of 3 (Table 2). The impact types “environmental”, “economic”, “social/political”, “scientific”, “technical”, “educational”, and “health” are on average assessed as neither positive nor negative impact while regarding impact on “safety”, ChatGPT “could lead to harmful consequences”. All free text comments are provided in the supplementary information.

| Impact type | Number of occurrences | Assessment score distribution - Impact of answer implementation (c.ii) | Example free text comments for the impact type |
|------------------|-----------------------|---|---|
| Environmental | 40 |  | <i>“Managing coastal systems in view of sea level rise”</i> |
| Economic | 35 |  | <i>“Using wrong design equations would result in economic losses through faulty design”</i> |
| Social/political | 30 |  | <i>“chatGPT reinforces existing epistemic violence [in] developing countries/development theories.”</i> |
| Scientific | 24 |  | <i>“[ChatGPT] could replace a researcher”</i> |
| Technical | 19 |  | <i>“Technical: mitigating a gully from further erosion”</i> |
| Safety | 18 |  | <i>“Suboptimal design choices for safety critical systems like autonomous vehicles”</i> |
| Educational | 8 |  | <i>“Would get full points on an exam”</i> |
| Health | 5 |  | <i>“The danger of radiation damage to humans is not mentioned or discussed.”</i> |

Impact of survey variables on the assessment score

Understanding the variables that influence how the answers of ChatGPT are perceived is of major interest. We test the impact of the variables skill category (scientific skills (b), skills beyond scientific knowledge (c)), complexity level (Bachelor, Master, Ph.D.), and faculty (AE, AS, CEG, EEMCS, 3ME) on the assessment score with a repeated measures factorial Analysis of Variance (ANOVA). We combine the rubrics from scientific skills (b) and skills beyond scientific knowledge (c) for each complexity level because a reliability analysis using Cronbach's α showed that their measurements are consistent while we neglect the basic skills (a) due to inconsistency (Table 3). ANOVA tests the null hypothesis that an independent variable (here: skill category, complexity level, or faculty) does not influence a dependent variable (here: assessment score)²⁶. We reject the null hypothesis if the p-value is less than 0.05.

Fig. 3 shows the variables assessment score, skill category, and complexity level. Firstly, we test the influence of the skill category on the assessment score. The results show that the skill category has a significant effect on the assessment score ($F(1, 101) = 92.6, p < 0.001$): The assessment score for scientific skills (b) of ChatGPT is significantly higher than for skills beyond scientific knowledge (c). Secondly, testing the null hypothesis for the influence of the complexity level on the assessment score results in a p-value of less than 0.01 ($F(2, 202) = 5.29$). This indicates that the complexity level has a significant influence on the assessment score. The answers for a lower complexity level, for instance, the Bachelor level, are rated significantly better than for a higher complexity level. In addition, we test the interdependency between the independent variables skill category and complexity level. The ANOVA shows that the variables are significantly reinforcing each other ($F(2, 202) = 6.49, p < 0.01$). Fig. 3 shows that the scientific skills for Bachelor level questions are rated even higher than we would expect from considering the dependency of the rating on skill category and complexity level individually. We also analyze the influence of the faculty on the assessment rating. Here, we do not find a significant influence ($F(4, 101) = 0.79, p = 0.53$).

Table 3. Reliability analysis. Reliability analysis for the skill category and complexity level using Cronbach’s α ³⁰. Each skill category represents the rubrics associated with it. If the Cronbach’s α is > 0.7 we accept the rubrics within the respective category as consistent.

| Skill category | Complexity level | Cronbach’s α |
|------------------------------|------------------|---------------------|
| Basic skills (a) | Bachelor | 0.37 |
| | Master | 0.36 |
| | Ph.D. | 0.48 |
| Scientific skills (b) | Bachelor | 0.81 |
| | Master | 0.84 |
| | Ph.D. | 0.89 |
| Beyond scientific skills (c) | Bachelor | 0.88 |
| | Master | 0.92 |
| | Ph.D. | 0.87 |

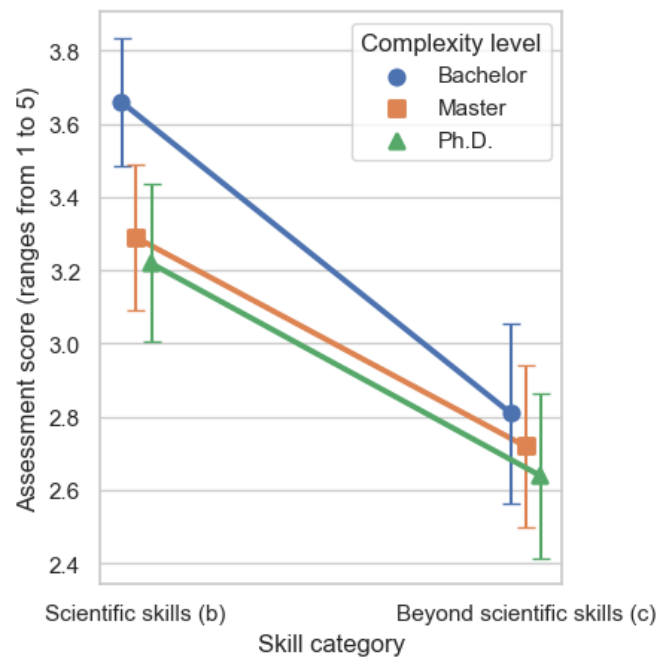


Fig. 3: Results of the repeated measures ANOVA. We show the average assessment score for different combinations of skill category and complexity level. The error bars represent the 95% confidence intervals.

Free text comments

Besides the quantitative assessment of the ChatGPT answers, we provided all participants with the opportunity to submit free text comments for each answer. In total, the participants submitted 355 free text comments. The complete list of free text comments can be found in the supplementary information.

We manually assigned all free text comments into three inductive main categories: *Lack of detail*, *answer quality*, and *comparison to students*. This coding process was performed by three professional engineers; final results are unanimous. The majority of comments (91 out of 355 comments) criticizes a lack of details or that the answer is too superficial. For example, one participant commented: “The answer is mostly narrative and generic. The answer makes sense but does not provide a deep and profound answer, remains phenomenological.” Regarding the quality of the answers, 52 free text comments discuss the correctness of the answers of ChatGPT. 28 comments state that an answer of ChatGPT is incorrect and 24 state that an answer is correct. Concerning the third inductive main category, 25 comments compare the answer quality from ChatGPT to the answer quality from students. We inductively determined three subcategories in this context: (i) ChatGPT formulates the answers better than most students (e.g., “better formulated than most students do, and mostly correct, albeit a bit general”), (ii) does worse than expected from a student (e.g., “From a real student I would be surprised to see such a mistake when the overall level of knowledge is high.”), and (iii) acts like a student who is guessing the answer (e.g., “A student who didn't fully understand in which conditions one should replace [Linear-Quadratic-Programming] with [Model Predictive Control] might give this answer.”).

Individual free text comments also touch upon multiple other aspects of the ChatGPT answers. One interesting example critically discusses the source of training data and the implications of these data: “The answer would propagate [a] wrong and harmful perception about where the speed-up in quantum computation comes from [...]. The answer was clearly sourced from a misleading statement [...] about quantum speed-up that often appears online.”. Finally, another category of free text comments appears exclusively for Ph.D. level questions. Eleven participants state that for questions which are close to open research questions, the model's answer lists established literature facts but does not interpret or reason on these. According to the participants, ChatGPT thereby misses to provide an outlook or ranking among options for future research directions. For example, one comment states that “the answer is basically a mixture of approaches that have been published and are partly quite limited. The answer actually addresses the question but does not give any new insights.”

We further perform a manual sentiment analysis to analyze the emotional tone of the free text comments. The majority of comments, 287 out of 355, are written with a neutral, objective tone. Furthermore, there are 34 positively written comments (e.g., “Answer is surprisingly good”) and 34 negatively written comments (e.g., “The answer is quite bad”).

Discussion

We discuss the assessed capabilities of ChatGPT in the natural science and engineering domain with regard to previous topic-specific studies. We further focus our discussions on possible implications for education and ethical use of ChatGPT in the natural science and engineering domains.

Overall, the scientific correctness of the model's answers is assessed by the participants of the study between partly correct and mostly correct (i.e., average rating of 3.51 and distribution shown in Fig. 2). These results are in agreement with recent studies that test ChatGPT on scientific knowledge where ChatGPT reached a near-passing or passing grade^{15-19,23}. In our study, ChatGPT performs consistently across domains because the faculty does not significantly influence the assessment score. This suggests that previous findings for domain-specific tests^{15-19,23,24} can be expected to also hold for other domains. Our results also suggest that ChatGPT performs better on questions at the Bachelor level compared to questions at the Master or Ph.D. level. This is in line with the findings from Gilson et al.¹⁵ and Antaki et al.¹⁹, who also found that the performance of ChatGPT decreases as the question difficulty increases.

Our study shows that its basic skills of answering questions (a) are perceived best among the skill categories. Specifically, the quality of language is rated as “advanced use of academic English”, which is consistent with other recent studies^{13,17}. A frequent criticism from participants in our study however is that the answers from ChatGPT are rather generic, as described in the free text comments section. The results show that in several cases, ChatGPT struggles to provide answers on point and to provide the appropriate level of detail. This is particularly relevant in natural science and engineering which usually requires precise and concise writing. Notably, this issue could be mitigated by more advanced prompting techniques which have not been explored in this study (e.g., add “Answer like a scientist” to the question prompt).

ChatGPT is believed to have a significant impact on higher education. Our study suggests one key takeaway: The answers from ChatGPT are indeed rated sufficiently correct to assist students of Bachelor and Master levels on a wide range of questions in natural science and engineering; Yet ChatGPT lacks skills we expect from students. A striking difference between what educators expect from student answers and answers from ChatGPT is critical reflection and a clear understanding of the concepts used. While in 37 cases participants rate the reply as “completely incorrect”, ChatGPT did not generate a reply that states it does not know the answer in our study. This suggests that there might be knowledge gaps and a lack of critical reflection of ChatGPT about its answers. A possible explanation for this could be ChatGPT's underlying model, which, as stated by the developers, sometimes produces plausible sounding but not correct answers (<https://openai.com/blog/chatgpt>). Our findings imply that factual information is important to cover in education, but ultimately we want to stimulate reflection, understanding of when to apply what method and why, and teach the ability to creatively come up with new solutions.

Regarding the broader impact of the use of ChatGPT by practitioners in natural science and engineering, we identify three main trends. Firstly, we anticipate that ChatGPT will indeed have an impact on natural science and engineering. The quality of its answers and the versatility of ChatGPT make it a valuable tool to support, alter, and influence many working processes¹. For instance, del Rio-Chanona et al.²⁷ provided evidence that users migrate from Stack Overflow to LLMs for help with programming. Secondly, if natural scientists or engineers consult ChatGPT, they must remain cautious with answers from ChatGPT. As seen in the discussion about scientific correctness, there are answers from ChatGPT that are rated as “completely incorrect”. We stress that potential consequences in real world applications can be severe, e.g., collapse of a bridge due to incorrect load calculations. Hence, answers from ChatGPT must always be critically reflected (c.f., key requirement for trustworthy AI: human oversight²⁸), especially since ChatGPT cannot provide a reference to its answer²⁹. Thirdly, we do not see ChatGPT as a scientific tool that creates innovative ideas. On the Ph.D. level, ChatGPT provided decent answers, but with a tendency to review current literature. These reviews can, however, miss critical reflections and are typically not exhaustive. We saw limited evidence of ChatGPT coming up with new research ideas or surprising syntheses of current literature.

The use of ChatGPT has strong ethical implications. In our study, we observe that ChatGPT has some initial built-in safeguards to prevent unethical use. For instance, ChatGPT denied an answer to the question on “What is the best synthetic route to make MDMA [3,4-Methyl enedioxyamphetamine (MDMA), commonly known as ecstasy]?”. ChatGPT answered: “It is not appropriate [...] to provide information about the synthesis of illegal drugs.” However, we did not observe that the model generally reasoned on the ethical implications of its answer. Rather, we speculate that the developers of the model built in a few manual safeguards and content filters. Furthermore, the assessment results indicate a lack of critical attitude of the model, as this category has the lowest average rating of 2.11. However, the majority of questions in our study did not explicitly ask for a critical reflection and about half of the domain experts found the critical attitude rubric not applicable for their respective question. Therefore, the interpretability of the results for the critical attitude is currently limited.

Our study has the following limitations that should be noted. Firstly, ChatGPT is sensible to the prompt formulation. We did not allow for prompt specification if the response showed a miscommunication. In addition, the model generates different responses when it receives the same prompt repeatedly. We simply collected the first answer and shared it with the domain experts. It is not clear whether alternative answers could have been better or worse. Secondly, we did not use a reference system. Therefore, the study participants knew that the answers were generated from ChatGPT. More specifically, we did not compare the performance of ChatGPT to the performance of students. Thirdly, OpenAI constantly releases new versions of the GPT3.5. Over the course of the study we made use of different GPT versions (15. Dec. 2023 up to 09. Feb. 2023) and it is not clear how future improved versions would affect the study outcome. In addition, OpenAI released GPT4 in a major model update which is not considered in this study.

In conclusion, our assessment shows that ChatGPT answers scientific questions from various domains in advanced academic English and that its answers are between partly and mostly correct. However, these capabilities come with limitations. Most importantly, we perceive a lack of critical reflection in the answers from ChatGPT. In addition, the output from ChatGPT must be taken with caution to avoid ethical pitfalls and potential negative consequences in real world applications.

Methods

We followed a three-step procedure to collect the data for this study. First, we collected three questions from each participant. Second, we collected the answers from ChatGPT. Third, we collected the assessment from each participant. In the following, we describe the three steps in more detail. Afterward, we briefly explain the statistical methods used in this study.

Question collection

Firstly, we manually collected the names and email addresses of faculty members from five faculties at Delft University of Technology. Then, we reached out to the faculty members, 900 in total, via an automated email. In the email, we asked to provide three questions via Google forms:

1. Question should be easy to answer for a Bachelor student.
2. Question should be at a Master level (e.g., something from one of your courses).
3. Question should be an open research question.

In addition, we asked the participants to provide information about their faculty, department, and research group.

Collection of answers from ChatGPT through Python

We automatically submit the questions collected in the previous step to ChatGPT through a ChatGPT wrapper using Python (<https://github.com/mmabrouk/chatgpt-wrapper>). The answers are stored in an Excel file and provided in the supplementary information. We collect the answers from ChatGPT in a zero shot approach in order to standardize the workflow, i.e., we assess the first generated answer and we do not allow rephrasing or specification of the question. For every question, we start a new chat session to avoid memory retention bias.

Collection of assessments from participants

In the last step, we wrote an automated email to all participants including their initial questions and the respective answers from ChatGPT. In addition, we provided a Google form with our systematic assessment rubric (Table 1). The submitted assessments were automatically written in an Excel sheet.

We collected the questions over a time period from 15.Dec.2022 to 08.Mar.2023, used ChatGPT versions 15.Dec.2023 up to 09.Feb.2023, and collected assessments from 23.Dec.2022 to 21.Apr.2023.

Data analysis

We perform a reliability analysis using the Cronbach's α method to measure the consistency of the assessments within the three skill categories (basic skills (a), scientific skills (b), and beyond scientific skills (c)). Cronbach's α is an established metric for the internal consistency of a scale³⁰. The value of Cronbach's α can thereby vary between 0 and 1. A higher value indicates a higher internal consistency with $\alpha = 0.7$ being a common threshold to accept the items as consistent. If the items of a study are consistent, they measure the same scale but this does not imply that they are unidimensional and that the items could be reduced to a single item. Here, Cronbach's α is used to test whether rubrics reflect on the same underlying skill. We use $\alpha = 0.7$ as the threshold to accept the rubrics as consistent. Table 3 shows the Cronbach's α for the different skill categories. The rubrics within the basic skills category (a) do not have consistent assessment scores (Cronbach's $\alpha < 0.7$). Note that the basic skill category (a) comprises the format of answer (a.i) and the level of English (a.ii) which are also expected to have only a small dependency. The rubrics assessing the scientific skills (b) and the skills beyond scientific knowledge (c) show a high consistency throughout the complexity levels (Cronbach's $\alpha > 0.7$). As a result, the rubrics within the respective category consistently measure the same underlying skill. For further analysis, we combine the rubrics from scientific skills (b) and skills beyond scientific knowledge (c) for each complexity level because the reliability analysis showed that their measurements are consistent.

ANOVA tests the null hypothesis that an independent variable (here: skill category, complexity level, or faculty) has no influence on a dependent variable (here: assessment score)²⁶. We reject the null hypothesis if the p-value is less than 0.05, meaning that the probability of the result to occur by chance is less than 5%. The factorial ANOVA allows to test the influence of multiple (here: three) independent variables on a single dependent variable, the main effect, as well as the interdependency of these independent variables, the interaction effect²⁶. In addition, we make use of the repeated measures ANOVA. The repeated measures ANOVA accounts for dependencies in the data that are introduced through repeated measurements, e.g., in our study each participant submitted and assessed three questions: One question at Bachelor, one at Master, and one at Ph.D. level. The variables skill category and complexity level are within subject factors because these variables change for one participant. The faculty is a between subject factor that is constant per participant and only changes among the participants.

Data availability

The datasets generated during and analyzed during the current study are available in the Zenodo repository <https://doi.org/10.5281/zenodo.8356355>.

References

1. Fecher, B., Hebing, M., Laufer, M., Pohle, J., & Sofsky, F. (2023). Friend or Foe? Exploring the Implications of Large Language Models on the Science System. Preprint at <https://doi.org/10.48550/arXiv.2306.09928>.

2. Osman, H. (2023). ChatGPT for Nonfiction Authors: How to Use ChatGPT to Write Better, Faster, and More Effectively. *Kindle Edition*.
3. ChatGPT, & Zhavoronkov, A. (2022). Rapamycin in the context of Pascal's Wager: generative pre-trained transformer perspective. *Oncoscience*, 9, 82.
4. GPT-3, Osmanovic Thunström, A., & Steingrímsson, S. (2022). Can GPT-3 write an academic paper on itself, with minimal human input?. Preprint at <https://hal.science/hal-03701250/>.
5. King, M. R., & ChatGPT. (2023). A Conversation on Artificial Intelligence, Chatbots, and Plagiarism in Higher Education. *Cellular and Molecular Bioengineering*, 16, 1–2.
6. Merine, R., & Purkayastha, S. (2022). Risks and Benefits of AI-generated Text Summarization for Expert Level Content in Graduate Health Informatics. In *2022 IEEE 10th International Conference on Healthcare Informatics (ICHI)*, (pp. 567–574). IEEE.
7. Tabone, W., & de Winter, J. (2023). Using ChatGPT for Human–Computer Interaction Research: A Primer. Preprint at https://www.researchgate.net/publication/367284084_Using_ChatGPT_for_Human-Computer_Interaction_Research_A_Primer
8. Cotton, D. R., Cotton, P. A., & Shipway, J. R. (2023). Chatting and cheating: Ensuring academic integrity in the era of ChatGPT. *Innovations in Education and Teaching International*, 1-12.
9. Qadir, J. (2023). Engineering education in the era of ChatGPT: Promise and pitfalls of generative AI for education. In *2023 IEEE Global Engineering Education Conference (EDUCON)* (pp. 1-9). IEEE.
10. Susnjak, T. (2022). ChatGPT: The End of Online Exam Integrity? Preprint at <https://doi.org/10.48550/arXiv.2212.09292>.
11. Zhai, X. (2022). ChatGPT user experience: Implications for education. *SSRN Electronic Journal*.
12. Aliman, N. M., & Kester, L. (2022). Immoral programming: What can be done if malicious actors use language AI to launch 'deepfake science attacks'?. In *Moral design and technology* (pp. 41-48). Wageningen Academic Publishers.
13. Gao, C. A., Howard, F. M., Markov, N. S., Dyer, E. C., Ramesh, S., Luo, Y., & Pearson, A. T. (2022). Comparing scientific abstracts generated by ChatGPT to original abstracts using an artificial intelligence output detector, plagiarism detector, and blinded human reviewers. Preprint at <https://doi.org/10.1101/2022.12.23.521610>.
14. Ma, Y., Liu, J., Yi, F., Cheng, Q., Huang, Y., Lu, W., & Liu, X. (2023). AI vs. Human – Differentiation Analysis of Scientific Content Generation. Preprint at <https://doi.org/10.48550/arXiv.2301.10416>.
15. Gilson, A., Safranek, C., Huang, T., Socrates, V., Chi, L., Taylor, R. A., & Chartash, D. (2022). How Well Does ChatGPT Do When Taking the Medical Licensing Exams? The Implications of Large Language Models for Medical Education and Knowledge Assessment. Preprint at <https://doi.org/10.1101/2022.12.23.22283901>.
16. Kung, T. H., Cheatham, M., Medenilla, A., Sillos, C., De Leon, L., Elepaño, C., ... & Tseng, V. (2023). Performance of ChatGPT on USMLE: Potential for AI-assisted medical education using large language models. *PLoS digital health*, 2(2), e0000198.

17. Choi, J. H., Hickman, K. E., Monahan, A., & Schwarcz, D. (2023). Chatgpt goes to law school. *Available at SSRN*.
18. Kortemeyer, G. (2023). Could an artificial-intelligence agent pass an introductory physics course?. *Physical Review Physics Education Research*, 19(1), 010132.
19. Antaki, F., Touma, S., Milad, D., El-Khoury, J., & Duval, R. (2023). Evaluating the performance of chatgpt in ophthalmology: An analysis of its successes and shortcomings. *Ophthalmology Science*, 100324.
20. Frieder, S., Pinchetti, L., Griffiths, R.-R., Salvatori, T., Lukasiewicz, T., Petersen, P. C., . . . Berner, J. (2023). Mathematical capabilities of chatgpt. Preprint at <https://doi.org/10.48550/arXiv.2301.13867>.
21. Huh, S. (2023). Are ChatGPT's knowledge and interpretation ability comparable to those of medical students in Korea for taking a parasitology examination?: a descriptive study. (Yera Hur, Ed.) *Journal of Educational Evaluation for Health Professions*, 20, 1.
22. Fijačko, N., Gosak, L., Štiglic, G., Picard, C. T., & Douma, M. J. (2023). Can ChatGPT pass the life support exams without entering the American heart association course?. *Resuscitation*, 185.
23. de Winter, J. C. (2023). Can ChatGPT Pass High School Exams on English Language Comprehension? *Researchgate. Preprint*.
24. Geerling, W., Dirk Mateer, G., Wooten, J., & Damodaran, N. (2023). ChatGPT has Mastered the Principles of Economics: Now What?. *SSRN Electronic Journal*.
25. Webb, T., Holyoak, K. J., & Lu, H. (2023). Emergent analogical reasoning in large language models. *Nature Human Behaviour*, 1-16.
26. Field, Z., Miles, J., & Field, A. (2012). *Discovering statistics using R*. Sage Publications Ltd.
27. del Rio-Chanona, M., Laurentsyeva, N., & Wachs, J. (2023). Are Large Language Models a Threat to Digital Public Goods? Evidence from Activity on Stack Overflow. Preprint at <https://doi.org/10.48550/arXiv.2307.07367>.
28. European Commission (2019). Ethics Guidelines for Trustworthy AI. https://ec.europa.eu/newsroom/dae/document.cfm?doc_id=60419.
29. Stokel-Walker, C., & Van Noorden, R. (2023). What ChatGPT and generative AI mean for science. *Nature*, 614(7947), 214-216.
30. Cronbach, L. J. (1951). Coefficient alpha and the internal structure of tests. *psychometrika*, 16(3), 297-334.

Acknowledgments

We thank Dr. Jie Yang for fruitful discussions on the potentials and limitations of LLM. In addition, we thank the faculty members for participating in our study. These faculty members are Edo Abraham, Jerom Aerts, Ali Cagdas Akyildiz, Dries Allaerts, Alessandro Antonini, Lotte Asveld, Bilge Atasoy, Marcia L. Baptista, Martin Bloemendal, Astrid Blom, Greg Bokinsky, Stan Brouns, Pierre-Olivier Bruna, Ivan Buijnsters, Holger Caesar, Simeon C. Calvert, Saullo G. P. Castro, Angelo Cervone, Claire Chassagne, Miriam Coenders, Gonçalo Correia, Pedro Costa, Jenny Dankelman, Antonia Denkova, Alexis Derumigny, Kristina Djanashvili, Maurits Ertsen, Irene Fernandez Villegas, Riccardo M.G. Ferrari, Andres

Fielbaum, Georgy A. Filonenko, Carlo Galuzzi, Santiago Garcia, Hans Geerlings , Sebastian Geiger, Mohamad Ghaffarian Niasar, Manuel Gnann, Johan Grievink, Cees Haringa, Arnold Heemink, Alexander Heinlein, Max Hendriks, Hayo Hendrikse, Marcel Hertogh, Frank Hollmann, Hassan Hossein Nia Kani, Timon Idema, Tamas Keviczky, Victor L. Knoop, Matthijs Langelaar, Jeroen Langeveld, Luca Laurenti, Bruno Lopez-Rodriguez, Eliz-Mari Lourens, Manuel Mazo Jr., Roberto Merino-Martinez, Francesco Messali, Peyman Mohajerin Esfahani, Erik Mostert, Othonas A. Moulton, Yukihiko Murakami, Matthias Möller, Peter Palensky, Saket Pande, Yusong Pang, John-Alan Pascoe, Przemysław Pawełczak, Jurriaan Peeters, M. Pini, Anne Pluymakers, Henk Polinder, Mauro Poliotti, Iuri Rocha, Martin Rohde, Martine Rutten, Tobias Schmiedel, Dingena Schott, Gerrit Schoups, Ernst Schrama, Laurens Siebbeles, Helene Spring, Gary Steele, Peter Steeneken, Adrie Straathof, Qian Tao, Lori Tavasszy, Julie Teuwen, Jonas Thies, Remko Uijlenhoet, Atsushi Urakawa, Aikaterini Varveri, Bert Vermeersen, Eric Verschuur, Wilfried Visser, Jaap M. Vleugel, Thijs Vlugt, Sten Vollebregt, Mark Voorendt, Cornelis Vuik, Hui Wang, Hongrui Wang, Jos Weber, Neil Yorke-Smith, Nan Yue, Michiel Zaaijer, Andre B. de Haan, Coen de Visser, Mark van Loosdrecht, J. Ruud van Ommen, Tom van Woudenberg, Monique A. van der Veen, Branko Šavija. We also extend our thanks to the 86 faculty members who preferred to remain anonymous.

Competing interests

The authors declare no competing interests.