

L^1 Estimation: On the Optimality of Linear Estimators

Leighton P. Barnes, Alex Dytso, Jingbo Liu, and H. Vincent Poor ^{*†}

October 13, 2023

Abstract

Consider the problem of estimating a random variable X from noisy observations $Y = X + Z$, where Z is standard normal, under the L^1 fidelity criterion. It is well known that the optimal Bayesian estimator in this setting is the conditional median. This work shows that the only prior distribution on X that induces linearity in the conditional median is Gaussian.

Along the way, several other results are presented. In particular, it is demonstrated that if the conditional distribution $P_{X|Y=y}$ is symmetric for all y , then X must follow a Gaussian distribution. Additionally, we consider other L^p losses and observe the following phenomenon: for $p \in [1, 2]$, Gaussian is the only prior distribution that induces a linear optimal Bayesian estimator, and for $p \in (2, \infty)$, infinitely many prior distributions on X can induce linearity. Finally, extensions are provided to encompass noise models leading to conditional distributions from certain exponential families.

1 Introduction

The theory of linear estimation plays a central role in Bayesian estimation. Linear estimators are easy to deploy and are thus attractive from a practical point of view. From a theoretical point of view, linear estimators often serve as useful benchmarks for understanding the performance of other more complex estimators. Furthermore, they appear as key objects in the study of Bayesian topics such as exponential families and conjugate priors. Thus characterizing the optimality of linear estimators is important from both practical and theoretical points of view.

In the Bayesian setting, whether a given estimator is optimal or not depends highly on the chosen fidelity criterion. To make things concrete, suppose we seek to estimate a scalar random variable $X \in \mathbb{R}$ from a noisy observation $Y \in \mathbb{R}$. For the time being, we will focus on the simple but already rich noise model

$$Y = X + Z, \quad (1)$$

where Z is *standard normal* independent of X . Later on, we will also consider more general noise models. The fidelity criterion determines the nature of the optimal estimator. In particular, for L^2 and L^1 error measures, it is well-known that the optimal estimators are given by the *conditional mean* and the *conditional median*, respectively, that is

$$\mathbb{E}[X|Y] = \arg \min_{f: \mathbb{E}[|f(Y)|^2] < \infty} \mathbb{E} \left[|X - f(Y)|^2 \right], \quad (2)$$

$$\text{med}(X|Y) = \arg \min_{f: \mathbb{E}[|f(Y)|] < \infty} \mathbb{E} [|X - f(Y)|]. \quad (3)$$

^{*}Leighton P. Barnes is with the Center for Communications Research, Princeton, NJ 08540, USA (e-mail: l.barnes@idacrc.org). Alex Dytso is with Qualcomm Flarion Technology, Inc., Bridgewater, NJ 08807, USA (e-mail: odytso2@gmail.com). Jingbo Liu is with the Department of Statistics and the Department of Electrical and Computer Engineering, University of Illinois, Urbana-Champaign, IL 61820, USA (e-mail: jingbol@illinois.edu). H. Vincent Poor is with the Department of Electrical and Computer Engineering, Princeton University, Princeton, NJ 08544, USA (e-mail: poor@princeton.edu).

[†]Part of this work was presented at the 2023 IEEE International Symposium on Information Theory (ISIT) [1].

The conditional mean and median of X given $Y = y$ are defined as

$$\mathbb{E}[X|Y = y] = \int x F_{X|Y=y}(dx), \quad y \in \mathbb{R}, \quad (4)$$

$$\mathfrak{m}(X|Y = y) = F_{X|Y=y}^{-1}\left(\frac{1}{2}\right), \quad y \in \mathbb{R}, \quad (5)$$

where $F_{X|Y=y}$ is the conditional cumulative distribution function (cdf) and $F_{X|Y=y}^{-1}$ is the conditional quantile function¹ of X given $Y = y$. Therefore, under the L^2 criterion, the optimality of linear estimators reduces to characterizing whether or not there exists a constant a and a prior distribution for X such that for (almost) all $y \in \mathbb{R}$,

$$\mathbb{E}[X|Y = y] = ay. \quad (6)$$

Similarly, for the L^1 criterion, the optimality of linear estimators reduces to characterizing whether there exists a constant a and a prior distribution for X such that for (almost) all $y \in \mathbb{R}$,

$$\mathfrak{m}(X|Y = y) = ay. \quad (7)$$

For the case of L^2 error, the problem of identifying the set of distribution on X that would induce a linear conditional mean has been well understood for several decades. In fact, for the Gaussian noise setting, in Appendix B we provide four different ways of showing that the only prior that induces linearity is the Gaussian with zero mean and variance $\frac{a}{1-a}$, i.e., $X \sim \mathcal{N}(0, \frac{a}{1-a})$, and that the only admissible a values lie in the interval $[0, 1]$. The problem is also well understood beyond the Gaussian noise case. For example, when $P_{Y|X}$ belongs to an *exponential family*, it is known that the conditional mean is linear if and only if X is distributed according to a *conjugate prior* [2, 3] in which case $a = \frac{\text{Cov}(X, Y)}{\text{Var}(Y)}$. Conjugate priors are used to model a variety of phenomena in statistical and machine-learning applications [4].

For additive noise channels, i.e., $Y = X + N$, where N is not necessarily Gaussian, the authors of [5] characterized necessary and sufficient conditions for the linearity of the optimal Bayesian estimators for the case of L^p Bayesian risks (i.e., $\mathbb{E}[|X - f(Y)|^p]$) with p taking only *even* values. More specifically, the authors of [5] found the characteristic function of X as a function of the characteristic function of N . These results, however, do not generalize to our case of $p = 1$.

Finally, for the L^2 case, in addition to uniqueness results, we also have *stability* results. In particular, for the Gaussian and Poisson noise models, if the conditional expectation is close to a linear function in the L^2 distance, then the distribution of X needs to be close to a matching prior (Gaussian for Gaussian noise and gamma for Poisson noise) in the *Lévy distance* [6, 7].

Interestingly, for the L^1 case, there appears to be no full answer in the existing literature. While $X \sim \mathcal{N}(0, \frac{a}{1-a})$ clearly induces a linear conditional median, to the best of our knowledge, there are no previous results that guarantee that this is the only prior that induces linearity. The aim of this work is to close this gap and show that the Gaussian distribution is the only one inducing linearity of the conditional median. Moreover, we will provide several equivalent perspectives on this problem related to integral operator theory and convolution equations. Near the end, we will also examine other L^p losses and will show that for $p \in [1, 2]$, Gaussian is the only distribution that induces linearity of the optimal Bayesian estimator, and for $p \in (2, \infty)$, multiple prior distributions on X can induce linearity. The point $p = 2$ is an interesting phase transition point which appears to not have been noted in prior literature. In handling L^p losses for all $p \in [1, \infty)$, instead of just even values, we work in a more general setting than [5]. In that work, they show that for even p , there are no priors *with the same variance as the noise*, other than the Gaussian, that induce linearity of the optimal Bayesian estimator. Since we do not make the equal variance assumption, our results are not contradictory and give a more complete understanding of the scenario.

The conditional median plays an important role in our analysis, and for a detailed study of the properties of the conditional median in the most abstract σ -algebra setting, the interested reader is referred to [8, 9].

¹Recall that for a random variable U the *quantile function* or the *inverse cumulative distribution function* (cdf) is defined as $F_U^{-1}(p) = \inf\{x \in \mathbb{R} : p \leq F_U(x)\}$, $p \in (0, 1)$.

For recent applications of the conditional median, the interested reader is referred to [10] and references therein.

1.1 Outline and Contributions

The paper outline and contributions are as follows. In Section 2, we start by making some preliminary observations about characterizing which prior distributions lead to linear conditional medians. In Section 2.3, Proposition 2, we show that a Gaussian prior distribution does indeed yield a linear conditional median. Section 2.4, Proposition 5 provides an equivalent condition to linearity in terms of a convolution; and Section 2.5 discusses finding the nullspace of the corresponding linear operator. In Section 3, we present our main results and show that the Gaussian distribution is the only prior distribution that induces a linear conditional median. Finally, in Section 4 we conclude by discussing the Poisson noise case, exponential families, other L^p losses, and possible multidimensional extensions.

2 The Problem Setup and Some Preliminary Observations

In this section, we begin by providing preliminary observations about the problem, derive a necessary and sufficient condition for linearity of the conditional median to hold, and try to point out the reasons why solving the problem is a challenging task. Along the way, we also derive some results that might be of independent interest.

2.1 The Problem Setup

Despite considerable research into linear estimators, to the best of our knowledge, the question of identifying the set of prior distributions on X that ensure that $m(X|Y)$ is a linear function of Y has not been characterized. In this work, we seek to close this gap. Formally, we seek to answer the following question: *For a given $a \in \mathbb{R}$, what is the set of distributions on the input X that ensure that for all $y \in \mathbb{R}$*

$$m(X|Y = y) = ay? \tag{8}$$

Unless otherwise noted, we will focus on the Gaussian in (1). However, interestingly, we will also be able to bootstrap Gaussian results to a subset of the exponential family.

It is well known that for the conditional expectation, under the model in (1),

$$\mathbb{E}[X|Y = y] = ay, \forall y \in \mathbb{R}, \tag{9}$$

if and only if $a \in [0, 1]$ and $X \sim \mathcal{N}(0, \frac{a}{1-a})$. The authors of this paper are aware of five distinct ways of showing this fact; four of these methods, some of which are new, are provided in Appendix B. However, none of these techniques appear to be generalizable to the conditional median setting. Indeed, this work develops a new technique to establish the linearity of the conditional median.

2.2 On the Admissible Values of a

We next show that the admissible values of a that satisfy (8) must be in $[0, 1]$. This is done for all L^p losses with $p \geq 1$.

Theorem 1. *Let $p \geq 1$. Then,*

$$\min_{a \in \mathbb{R}} \mathbb{E}[|X - aY|^p] = \min_{a \in [0,1]} \mathbb{E}[|X - aY|^p]. \tag{10}$$

In other words, the admissible values of a lie in $[0, 1]$.

Proof. We will assume, without loss of generality, that $\mathbb{E}[X] = 0$. This can be done by constructing a version of the measure P_X that is symmetric about the origin by averaging it with its time-reverse. This measure will have mean-zero, and will give the same values for $\mathbb{E}[|X - aY|^p]$.

Let

$$f(a) = \mathbb{E}[|X - aY|^p], \quad (11)$$

which is differentiable for $a > 0$ in view of the fact that $X - aY = (a - 1)X + aZ$ is continuous random variable for $a > 0$. Then, by letting

$$g(t) = p \operatorname{sign}(t)|t|^{p-1}, \quad p \geq 1, t \in \mathbb{R}, \quad (12)$$

we have

$$f'(a) = -\mathbb{E}[g(X - aY)Y] \quad (13)$$

$$= \mathbb{E}[g(aY - X)Y] \quad (14)$$

$$= \mathbb{E}[g((a - 1)X + aZ)(X + Z)]. \quad (15)$$

We will show that the function $f(a)$ is *non-decreasing* for $a \geq 1$ and *non-increasing* for $a < 0$. Thus, we will reduce our search space to $a \in [0, 1]$. To aid our proof, recall the FKG inequality (see for example [11]): for two non-decreasing functions f and g , we have that

$$\mathbb{E}[f(X)g(X)] \geq \mathbb{E}[f(X)]\mathbb{E}[g(X)], \quad (16)$$

or equivalently, if f is non-decreasing and g is non-increasing, then

$$\mathbb{E}[f(X)g(X)] \leq \mathbb{E}[f(X)]\mathbb{E}[g(X)]. \quad (17)$$

Now, assume that $a \geq 1$; then

$$\begin{aligned} f'(a) &= \mathbb{E}[g((a - 1)X + aZ)(X + Z)] \\ &= \mathbb{E}[\mathbb{E}[g((a - 1)X + aZ)(X + Z)|Z]] \end{aligned} \quad (18)$$

$$\geq \mathbb{E}[\mathbb{E}[g((a - 1)X + aZ)|Z]\mathbb{E}[X + Z|Z]] \quad (19)$$

$$= \mathbb{E}[\mathbb{E}[g((a - 1)X + aZ)|Z]Z] \quad (20)$$

$$= \mathbb{E}[g((a - 1)X + aZ)Z] \quad (21)$$

$$= \mathbb{E}[\mathbb{E}[g((a - 1)X + aZ)Z|X]] \quad (22)$$

$$\geq \mathbb{E}[\mathbb{E}[g((a - 1)X + aZ)|X]\mathbb{E}[Z|X]] \quad (23)$$

$$= 0, \quad (24)$$

where (19) we have used that given Z the functions $X \mapsto g((a - 1)X + aZ)$ and $h(X) = X + Z$ are non-decreasing and applying the FKG inequality; (20) follows by using that X and Z are independent and the assumption that $\mathbb{E}[X] = 0$ which implies that $\mathbb{E}[X + Z|Z] = Z + \mathbb{E}[X] = Z$; (23) follows by using the fact that given X the functions $Z \mapsto g((a - 1)X + aZ)$ and $h(Z) = Z$ are non-decreasing and applying the FKG inequality.

Now, assume that $a \leq 0$; then

$$\begin{aligned} f'(a) &= \mathbb{E}[g((a - 1)X + aZ)(X + Z)] \\ &= \mathbb{E}[\mathbb{E}[g((a - 1)X + aZ)(X + Z)|Z]] \end{aligned} \quad (25)$$

$$\leq \mathbb{E}[\mathbb{E}[g((a - 1)X + aZ)|Z]\mathbb{E}[X + Z|Z]] \quad (26)$$

$$= \mathbb{E}[\mathbb{E}[g((a - 1)X + aZ)|Z]Z] \quad (27)$$

$$= \mathbb{E}[g((a - 1)X + aZ)Z] \quad (28)$$

$$= \mathbb{E}[\mathbb{E}[g((a - 1)X + aZ)Z|X]] \quad (29)$$

$$\leq \mathbb{E}[\mathbb{E}[g((a - 1)X + aZ)|X]\mathbb{E}[Z|X]] \quad (30)$$

$$= 0, \quad (31)$$

where in (26) we have used that, given Z , $X \mapsto g((a-1)X + aZ)$ is non-increasing and $h(X) = X + Z$ are non-decreasing; and (30) we have used that, given X , $Z \mapsto g((a-1)X + aZ)$ is non-increasing and $h(Z) = Z$ are non-decreasing and applying the FKG inequality.

Thus, we can assume that $a \in [0, 1]$. To conclude the proof note that by independence, we have that

$$f'(1) = \mathbb{E}[g(Z)(X + Z)] = \mathbb{E}[|Z|^p] > 0, \quad (32)$$

which implies that we can eliminate the value of $a = 1$. \square

2.3 Gaussian X is a Solution

We begin by showing that the set of distributions that satisfies (8) is not empty.

Proposition 2. *If $0 \leq a < 1$, a Gaussian random variable $X \sim \mathcal{N}(0, \sigma_X^2)$ satisfies (8) if $\sigma_X^2 = \frac{a}{1-a}$.*

Proof. Suppose that $X \sim \mathcal{N}(0, \sigma_X^2)$; then the conditional distribution $X|Y = y \sim \mathcal{N}(\frac{\sigma_X^2}{1+\sigma_X^2}y, \frac{\sigma_X^2}{1+\sigma_X^2})$. Since Gaussian distributions are symmetric, the conditional median and conditional mean coincide, and we have that

$$m(X|Y = y) = \mathbb{E}[X|Y = y] = \frac{\sigma_X^2}{1 + \sigma_X^2}y. \quad (33)$$

Solving for σ_X^2 concludes the proof. \square

In Proposition 2, for the case of $a = 0$, and for the rest of the paper, we do not distinguish between point measures and Gaussian measures with zero variance and treat them as the same objects.

The proof of Proposition 2 relied on the fact that if X is Gaussian, then $X|Y = y$ is a symmetric distribution² for all y and, hence, the mean and the median coincide. The next result, which might be of independent interest, shows that this construction works only in the Gaussian case.

Theorem 3. *If X is Gaussian, then $X|Y = y$ is symmetric for all y . Conversely, if $X|Y = y$ is symmetric for all $y \in S$ where S is a subset of \mathbb{R} that has an accumulation, then X is Gaussian.*

Proof. See Appendix C. \square

2.4 An Equivalent Condition via Convolution

In this subsection, we derive a condition that is equivalent to (8). Our starting place is the following condition akin to the orthogonality principle [5, 12]: a function f minimizes (3) if and only if

$$\mathbb{E}[\text{sign}(X - f(Y))g(Y)] = 0, \quad (34)$$

for all g such that $\mathbb{E}[|g(Y)|] < \infty$.

Proposition 4. *X satisfies (8) if and only if for a.e. $y \in \mathbb{R}$*

$$\mathbb{E}[\text{sign}(X - ay)\phi(y - X)] = 0, \quad (35)$$

where ϕ denotes the probability density function (pdf) of a standard Gaussian random variable.

²The random variable U is said to have symmetric distribution if there exists a constant c such that $U + c \stackrel{d}{=} -(U + c)$ where $\stackrel{d}{=}$ denotes equality in distribution.

Proof. We seek to show that for $f(Y) = aY$, the condition in (34) is equivalent to (35). Note that (35) can be equivalently re-written as: for all g such that $\mathbb{E}[|g(Y)|] < \infty$

$$0 = \mathbb{E}[\text{sign}(X - aY)g(Y)] \quad (36)$$

$$= \mathbb{E}[\mathbb{E}[\text{sign}(X - aY) | Y]g(Y)] \quad (37)$$

$$= \mathbb{E}[h(Y)g(Y)], \quad (38)$$

where we have defined $h(y) = \mathbb{E}[\text{sign}(X - aY) | Y = y]$. The fact that (38) is equivalent to

$$0 = h(y) \text{ a.e. } y \in \mathbb{R}, \quad (39)$$

is a standard fact (see, for example, [13, Lem. 10.1.1]). This concludes the proof. \square

We now show that (8) can be restated as a convolution problem.

Proposition 5. $X \sim P_X$ satisfies (8) if and only if for all $y \in \mathbb{R}$

$$0 = \int_{-\infty}^{\infty} \text{sign}(x - y)\phi(y - x) d\mu(x) = \int_{-\infty}^{\infty} g'(x - y) d\mu(x) \quad (40)$$

where we let $d\mu(x) = \exp\left((1 - a)\frac{x^2}{2}\right) dP_X(\sqrt{a}x)$, $g(x) = \max(\Phi(x), 1 - \Phi(x))$, and where Φ is the cdf of a standard Gaussian random variable.

Proof. Observe the following sequence of implications. Starting with (35)

$$0 = \int \text{sign}(x - ay)\phi(y - x) dP_X(x) \quad (41)$$

$$\Leftrightarrow 0 = \int \text{sign}\left(\frac{x}{\sqrt{a}} - \sqrt{a}y\right)\phi(y - x) dP_X(x) \quad (42)$$

$$\Leftrightarrow 0 = \int \text{sign}(x - \sqrt{a}y)\phi(y - \sqrt{a}x) dP_X(\sqrt{a}x) \quad (43)$$

$$\Leftrightarrow 0 = \int \text{sign}(x - y)\phi\left(\frac{y}{\sqrt{a}} - \sqrt{a}x\right) dP_X(\sqrt{a}x) \quad (44)$$

$$\Leftrightarrow 0 = \int \text{sign}(x - y)\exp\left(xy - \frac{x^2}{2}\right)\exp\left((1 - a)\frac{x^2}{2}\right) dP_X(\sqrt{a}x) \quad (45)$$

$$\Leftrightarrow 0 = \int \text{sign}(x - y)\phi(y - x) d\mu(x). \quad (46)$$

To show the second representation let

$$g(x) = \max(\Phi(x), 1 - \Phi(x)), \quad (47)$$

and note that

$$g'(x) = \text{sign}(x)\phi(x). \quad (48)$$

This concludes the proof. \square

At this point, it may appear that we can simply adopt the Fourier approach to solve the convolution problem. However, caution must be exercised regarding the validity of such an approach. It needs to be ensured that μ does not increase too rapidly at infinity before properly applying Fourier techniques.

To conclude this section, we will present the Fourier transform of g' , which will be useful in our main proof.

Lemma 6. Let g'^{\wedge} denote the Fourier transform³ of g' . We have that

$$g'^{\wedge}(\omega) = \frac{2j}{\sqrt{\pi}} D\left(\frac{\omega}{\sqrt{2}}\right) \quad (49)$$

where $j = \sqrt{-1}$ and $D(\omega)$ is the Dawson function define as

$$D(\omega) = e^{-\omega^2} \int_0^{\omega} e^{t^2} dt. \quad (50)$$

Proof. This is a standard result that can, for example, be found in [14]. \square

2.5 Operator Theory Perspective and Why the Positivity Assumption Is Important

In this section, we take an operator theory perspective. Consider the following integral operator on the set of L^1 functions:

$$T_a[f](y) = \int_{-\infty}^{\infty} K_a(x, y) f(x) dx \quad (51)$$

where the *kernel* $K_a(x, y)$ is given by

$$K_a(x, y) = \text{sign}(x - ay) \phi(y - x). \quad (52)$$

If we restrict our attention only to random variables X having a pdf, finding the set of solutions to (35) is equivalent to characterizing the null space of $T_a[f]$ over the space $L_+^1 = \{f : f \geq 0, \int f < \infty\}$ (i.e., non-negative L_1 functions); that is

$$\mathcal{N}(T_a) = \{f \in L_+^1 : T_a[f] = 0\}. \quad (53)$$

In this work, we show that

$$\mathcal{N}(T_a) = \{c\phi_{\frac{a}{1-a}} : c \geq 0\}, \quad (54)$$

where $\phi_{\frac{a}{1-a}}$ is Gaussian density with variance $\frac{a}{1-a}$. Although we are only interested in L_+^1 functions (for f to be a pdf), the operator T_a can also be thought of as a bounded linear operator from $L^p(\mathbb{R})$ to itself for any $1 \leq p \leq \infty$.

One sensible approach to showing that the Gaussian function $\phi_{\frac{a}{1-a}}$ is the only non-trivial solution is to relax the non-negativity constraint on f and consider a null-space over $L^1(\mathbb{R})$, that is

$$\mathcal{N}_{L^1}(T_a) = \{f \in L^1(\mathbb{R}) : T_a[f] = 0\}. \quad (55)$$

Somewhat surprisingly, we show that this $\mathcal{N}_{L^1}(T_a)$ is infinite-dimensional.

To aid this discussion, we require to understand how the *Gabor wavelet* [15] is transformed by the operator T_a . Recall that the Gabor wavelet is defined as

$$f_{\mu, \sigma^2, \omega}(x) = \exp\left(-\frac{(x - \mu)^2}{2\sigma^2}\right) e^{jxw}, \quad x, \in \mathbb{R}. \quad (56)$$

Theorem 7. Assume that $-1 < \sigma^2 < \infty$. Then,

$$T_a[f_{\mu, \sigma^2, \omega}](y) = 2\phi(y) \exp\left(-\frac{\mu^2}{2\sigma^2}\right) \sqrt{\frac{\pi/2}{b}} \exp\left(\frac{(y + \frac{\mu}{\sigma^2} + jw)^2}{2b}\right) \text{erf}\left(\frac{(1 - ba)y + \frac{\mu}{\sigma^2} + jw}{\sqrt{2b}}\right), \quad (57)$$

³We use the following convention for the Fourier transform: $\frac{1}{\sqrt{2\pi}} \int_{-\infty}^{\infty} f(x) e^{-j\omega x} dx$.

where $b = 1 + \frac{1}{\sigma^2}$. Moreover, if $\sigma^2 = \frac{a}{1-a}$, then

$$T_a[f_{\mu, \sigma^2, \omega}](y) = c(b, \omega, \mu) e^{-(1-a)\frac{(y-\mu)^2}{2}} e^{j\omega y}, \quad (58)$$

where $c(b, \omega, \mu) = \sqrt{a} \exp(-\frac{a\omega^2}{2}) \operatorname{erf}\left(\frac{\frac{\mu}{\sigma^2} + j\omega}{\sqrt{2\frac{1}{a}}}\right) \exp\left(\frac{j\omega\frac{\mu}{\sigma^2}}{\frac{1}{a}}\right)$.

Proof. See Appendix A. □

At this point, we recall that $z \mapsto \operatorname{erf}(z)$ has infinitely many zeros [16]. For example, the first three zeros are given by

$$z_1 = 1.4506161632 + j1.8809430002, \quad (59)$$

$$z_2 = 2.2446592738 + j2.6165751407, \quad (60)$$

$$z_3 = 2.8397410469 + j3.1756280996. \quad (61)$$

We also note that due to conjugate symmetry, if z_n is a zero, so are $-z_n$, \bar{z}_n and $-\bar{z}_n$. Therefore, in Theorem 7, by choosing $b = \frac{1}{a}$ and $\frac{\mu}{\sigma^2} + j\omega$ to be a zero of the $\operatorname{erf}(z)$ function we arrive at the following result.

Theorem 8. $\mathcal{N}_{L^1}(T_a)$ is infinite-dimensional. Moreover,

$$\operatorname{span} \left(\bigcup_{(\mu_n, \omega_n): z_n = \frac{\frac{1-a}{\sqrt{a}}\mu_n + j\sqrt{a}\omega_n}{\sqrt{2}}} f_{\mu_n, \frac{a}{1-a}, \omega_n} \right) \subseteq \mathcal{N}_{L^1}(T_a), \quad (62)$$

where the z_n 's are the zeros of the erf function.

Proof. Chose ω_n and μ_n such that

$$z_n = \frac{\frac{\mu}{\sigma^2} + j\omega}{\sqrt{2b}} = \frac{\frac{\mu}{\frac{a}{1-a}} + j\omega}{\sqrt{2\frac{1}{a}}} = \frac{1}{\sqrt{2}} \left(\frac{1-a}{\sqrt{a}}\mu_n + j\sqrt{a}\omega_n \right) \quad (63)$$

where z_n is a zero of the erf function. Then, by using (58), we have that

$$T_a[f_{\mu_n, \frac{a}{1-a}, \omega_n}](y) = 0, \quad (64)$$

since $c(b, \omega_n, \mu_n) = 0$. Thus, the collection of $f_{\mu_n, \frac{a}{1-a}, \omega_n}$'s are in the null space of T_a . Furthermore, since there are infinitely many such functions, which follows from the fact that $\operatorname{erf}(z)$ function has infinitely many zeros, and since Gabor wavelets are linearly independent (provided that the set does not form too dense of a set of points in the (μ, ω) -plane) [17], we arrive at a conclusion that $\mathcal{N}_{L^1}(T_a)$ is infinite-dimensional. □

The above theorem says that the null space of T_a over $L^1(\mathbb{R})$ contains infinitely many Gabor wavelets. These Gabor wavelets are special in the sense that the location and frequency components correspond to the real and imaginary parts of zeros of the erf function, respectively. Note that the above also implies that the following real-valued functions are also solutions:

$$\frac{f_{\mu_n, \frac{a}{1-a}, \omega_n}(x) + f_{\mu_n, \frac{a}{1-a}, \omega_n}(x)}{2} = \exp\left(-\frac{(x - \mu_n)^2}{2\frac{a}{1-a}}\right) \cos(x\omega_n), \quad (65)$$

$$\frac{f_{\mu_n, \frac{a}{1-a}, \omega_n}(x) - f_{\mu_n, \frac{a}{1-a}, \omega_n}(x)}{2j} = \exp\left(-\frac{(x - \mu_n)^2}{2\frac{a}{1-a}}\right) \sin(x\omega_n). \quad (66)$$

The above discussion shows that the non-negativity of probability measures plays a crucial role; otherwise, we get infinitely many solutions. Indeed, the non-negativity of the probability measures will also play a key role in our proof. An interesting implication of our results is that infinite linear combinations of the functions defined on the left-hand side of (62) can only result in a single non-negative function, which is the Gaussian pdf. Finally, in Section 4.3, we will revisit functions similar to Gabor wavelets, where such functions will be used to demonstrate that infinitely many distributions can induce linearity in Bayesian estimators under other L^p loss.

3 Main Results

In this section, we present our main result. Our main technique uses the theory of *distributions* and *tempered distributions* from functional analysis, the background of which can be found in [18]. In a nutshell, this is a rigorous framework for extending the concept of functions to include important examples such as the Heaviside delta function that arise naturally from Fourier analysis.

The main result of this work is the following theorem.

Theorem 9. *Fix some $a \in [0, 1)$. Then, $m(X|Y = y) = ay, \forall y \in \mathbb{R}$ if and only if $X \sim \mathcal{N}\left(0, \frac{a}{1-a}\right)$.*

Proof. Recall that according to Proposition 4, the linearity of the conditional median is equivalent to the following integral equation:

$$\int_{-\infty}^{\infty} g'(t-x)d\mu(x) = 0, \quad \forall t \in \mathbb{R}. \quad (67)$$

Assuming that μ satisfies (67), Lemma 10 below shows that μ must be a tempered distribution, and therefore we can take its Fourier transform, denoted as μ^\wedge . Critically, Lemma 10 uses the positivity of μ .

Next, observe that μ^\wedge is a (tempered) distribution supported at the origin, as is shown in Lemma 11 below. Equivalently, we have that μ can be represented as a polynomial function

$$\mu(x) = \sum_{i=0}^k a_i x^i. \quad (68)$$

We next show that all coefficients but a_0 are zero and that μ is a constant. Suppose that $\mu(t-x) = \sum_{i,j: i+j \leq k} b_{ij} t^i x^j$ for some coefficients (b_{ij}) . Evidently, $b_{ij} = 0$ if and only if $a_{i+j} = 0$. Next, define

$$\epsilon_j := \int g'(x)x^j = \mathbb{E}[\text{sign}(Z)Z^j] = \begin{cases} 0 & j \text{ even} \\ \mathbb{E}[|Z|^j] & j \text{ odd.} \end{cases} \quad (69)$$

Therefore, the condition for the linearity in (67) can be written as: for all $t \in \mathbb{R}$

$$0 = \int_{-\infty}^{\infty} g'(t-x)d\mu(x) = \sum_{i+j \leq k, 2 \nmid j} b_{ij} t^i \epsilon_j, \quad (70)$$

Clearly, the only way a polynomial of degree k can be zero on the real line is if and only if all coefficients are zero. Thus, we have that $b_{ij} = 0$ for all $i \leq k$ and all odd $j \leq k$. This implies that all $a_i = 0$ for $i \geq 1$. This shows that $\mu(x) = a_0$. Consequently, using the definition of μ , we have that

$$a_0 = \exp\left(\left(1-a\right)\frac{x^2}{2}\right) dP_X(\sqrt{a}x) \quad (71)$$

which implies that $dP(x) \propto \exp\left(\frac{(1-a)}{a}\frac{x^2}{2}\right)$. This concludes the proof. \square

Remark 1. A key component in the proof of Theorem 9 was to show that μ is a tempered distribution (Lemma 10), which relies crucially on the positivity of the measure μ in establishing the growth estimate (73). Indeed, in the counterexamples from Section 2.5 above, we do not have positivity, and μ does not end up being a tempered distribution. Once μ is shown to be a tempered distribution, Fourier transform techniques can be applied. We remark that Fourier and complex analysis techniques have been successful in proving a number of Gaussian-characterizing properties, such as the Bernstein theorem [19] and the Lévy-Cramer theorem [20], which, in turn, show that Gaussian distributions arise in a number of optimization problems in information theory [21–27].

Lemma 10. If a non-negative measure μ satisfies (67), then μ is a tempered distribution.

Proof. Since $\max\{|g'(x)|, g(x)\} \lesssim e^{-\frac{x^2}{2}}$, it is easy to check that

$$G(t) := \int_{-\infty}^{\infty} g(t-x) d\mu(x) \quad (72)$$

is convergent for any t , and by dominated convergence and (67), we have that $G'(t) = 0$. This shows that $G(t) = C$ is a constant. Since $g(\cdot) \geq c1_{[-1,1]}$ for some $c > 0$, and μ is a non-negative measure, it follows that $\mu([t-1, t+1]) \leq \frac{C}{c}$ for all t . In particular, there exists a constant C_1 such that $\mu([-R, R]) \leq C_1 R$ for all $R > 1$. Then for any ψ supported on $\{|x| \leq R\}$, we obtain

$$\int_{-\infty}^{\infty} \psi(x) d\mu(x) \leq C_1 R \sup_{|x| \leq R} |\psi(x)|. \quad (73)$$

This growth estimate implies that μ is a tempered distribution [18, p. 147, Exercise 7]. This concludes the proof. \square

Lemma 11. $\mu^\wedge = \sum_{i=0}^k a_i \partial_x^i \delta$ is a finite sum.

Proof. We will show that μ^\wedge is supported only at the origin, which using a standard result from [18, p. 110] implies that $\mu^\wedge = \sum_{i=0}^k a_i \partial_x^i \delta$ where k is finite.

Let \mathcal{D} be the set of smooth (infinitely differentiable) functions with compact support, equipped with the topology of convergence of all the (any order of) derivatives and containment of the support. A distribution is a continuous linear functional on \mathcal{D} . Let $\psi \in \mathcal{D}$ be an arbitrary function supported on $\mathbb{R} \setminus \{0\}$. Using Lemma 6, we know that g'^\wedge is the Dawson function, which is a smooth function vanishing only at zero, therefore, there exists $\xi \in \mathcal{D}$ such that $\psi = g'^\wedge \cdot \xi$ (where \cdot indicates pointwise product of two functions). Then

$$\mu^\wedge(\psi) = \mu(\psi^\wedge) \quad (74)$$

$$= \mu(g'^\sim * \psi^\wedge) \quad (75)$$

$$= \int \left(\int g'(t-x) \xi^\wedge(t) dt \right) d\mu(x) \quad (76)$$

$$= \int \left(\int g'(t-x) d\mu(x) \right) \xi^\wedge(t) dt \quad (77)$$

$$= 0 \quad (78)$$

where (74) uses the definition of Fourier transform of a distribution [18, p. 108], and \sim indicates the reflection of a function, i.e., $f^\sim(x) = f(-x)$ for any f ; (77) uses Fubini's theorem; and (78) uses (67). This implies that μ^\wedge is supported at 0 and concludes the proof. \square

4 Discussion, Extensions and Future Directions

This work has focused on characterizing which prior distributions give an optimal estimator (with respect to L^1 loss) that is linear, which is equivalent to the answering the question of when conditional medians are a linear function of the observation. We have focused on a Gaussian noise model and L^1 loss, but the question can be considered more generally. In this section, we will discuss several interesting future directions and show several extensions.

4.1 A Near Miss for Poisson Noise

One interesting direction is to consider the case of Poisson noise, where the input-output relationship is given by

$$P_{Y|X}(y|x) = \frac{1}{y!} x^y e^{-x}, \quad x \in \mathbb{R}_+, y \in \mathbb{N}_0 \quad (79)$$

with the convention that $0^0 = 1$.

It is well-known that a linear conditional expectation is induced by gamma distribution prior, that is, when $X \sim \text{Gam}(\alpha, \beta)$ where the pdf of a gamma distribution is given by

$$f_X(x) = \frac{\beta^\alpha}{\Gamma(\alpha)} x^{\alpha-1} e^{-\beta x}, \quad x \geq 0, \quad (80)$$

where $\alpha > 0$ is the shape parameter and $\beta > 0$ is the rate parameter. The gamma is a unique such distribution [3, 7, 28]. Moreover, the conditional expectation is given by

$$\mathbb{E}[X|Y = y] = \frac{1}{\beta + 1} y + \frac{\alpha}{\beta + 1}, \quad y \in \mathbb{N}_0. \quad (81)$$

and the posterior distribution is also gamma with

$$X | Y = y \sim \text{Gam}(\alpha + y, \beta + 1), \quad y \in \mathbb{R}. \quad (82)$$

Now, the median of the gamma distribution does not have a closed-form and is given by

$$m(X|Y = y) = \frac{1}{\beta} \gamma^{-1} \left(\frac{1}{2}, \alpha + y \right), \quad (83)$$

where γ^{-1} is the inverse of the lower incomplete gamma function and needs to be computed numerically. Clearly, the conditional median, unlike the conditional mean, is *not* linear. Approximations of the median of the gamma distribution have received some attention in the literature, and the interested reader is referred to [29–31].

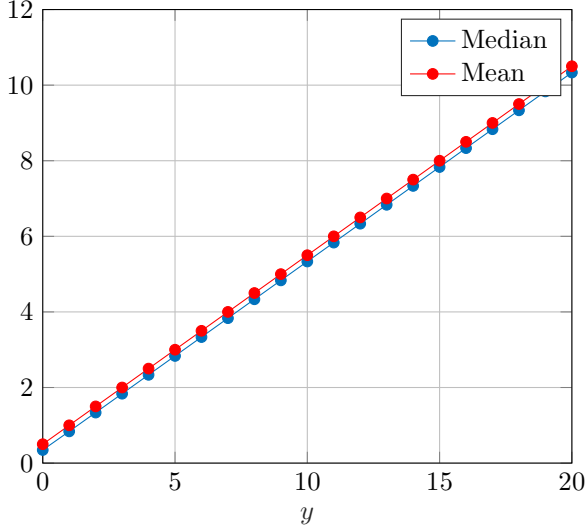
Although the median in (83) is not linear, it is nearly linear. In fact, the deviation from linearity is rather small and decreases as $O\left(\frac{1}{y}\right)$ [31]. Fig. 1 compares the conditional mean in (82) and the conditional median in (83) for $(\alpha, \beta) = (1, 1)$.

An interesting future direction will be to see if there exists another prior on X that induces linearity of the conditional median. It is not difficult to see, following the same proof as in Proposition 4, that f_X induced linearity for give a pair (a, b) ⁴ if and only if

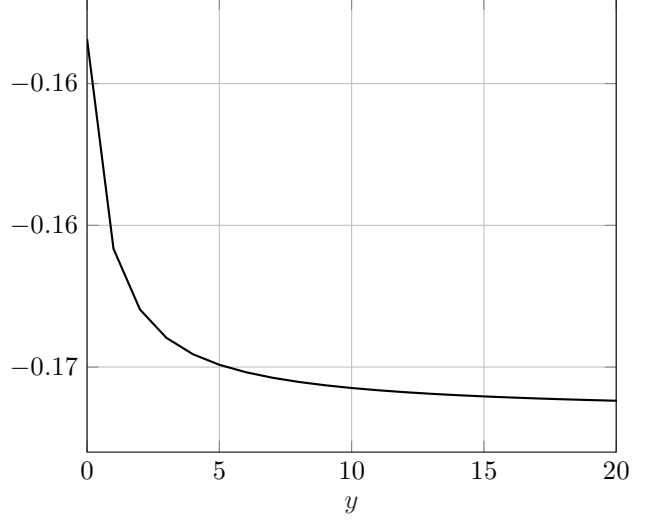
$$0 = \int_0^\infty \text{sign}(x - ay - b) x^y e^{-x} f_X(x) dx, \quad y \in \mathbb{N}_0. \quad (84)$$

There are a few key distinctions in the equation (84) from the Gaussian case that could potentially complicate its solution. First, the integration over non-negative values: In contrast to the Gaussian case, the integration in this equation is limited to non-negative values. Second, the integral in (84) is required to equal to zero for non-negative integers rather than the entire real line. These restrictions potentially introduce additional constraints and can affect the solution methodology.

⁴Note that since X is only supported on non-negative values, in order not to lose generality, we need to consider affine estimators $ay + b$ instead of just a linear estimator ay .



(a) Conditional mean in (82) vs. conditional median in (83).



(b) Difference between (82) vs. (83).

Figure 1: Poisson Noise Case: Conditional mean vs. conditional median under a gamma prior with $(\alpha, \beta) = (1, 1)$.

4.2 Extension to the Natural Exponential Family

In this section, we extend our results to members of certain exponential families of distributions. Recall that a *natural exponential family*, parameterized by $x \in \mathbb{R}$, is characterized by the pdf of the form

$$f_{Y|X}(y|x) = h(y)e^{xy - \psi(x)}, \quad y \in \mathbb{R}, \quad x \in \mathbb{R}, \quad (85)$$

where $h(y) : \mathbb{R} \rightarrow [0, \infty)$ is known as the *base measure* and $\psi : \mathbb{R} \mapsto \mathbb{R}$ is known as the *log-partition function*. We now seek to characterize the prior that induces linearity of the conditional median when the noise distribution induces a conditional distribution for Y given $X = x$ whose pdf is a member of a natural exponential family in (85). For the natural exponential family, the condition for linearity in (35) is derived verbatim and is given by: for $a \in [0, 1)$

$$\mathbb{E} \left[\text{sign}(X - ay)h(y)e^{Xy - \psi(X)} \right] = 0, \quad \forall y \in \mathbb{R}. \quad (86)$$

While we do not have an answer for every such exponential family prior, we show that our result can be bootstrapped to find the solution to (86) for some special cases of the exponential families. Answering this in full generality is outside of the scope of this work and constitutes an interesting and ambitious future direction.

Theorem 12. *Suppose that*

$$\sup_{x \in \mathbb{R}} \frac{x^2}{2} - \psi(x) < \infty. \quad (87)$$

Then, the only solution to (86) is given by

$$f_X(x) \propto e^{-\frac{x^2}{2a} + \psi(x)}, \quad (88)$$

provided that it is integrable.

Proof. Suppose that a probability measure P_X satisfies (86) and induces linearity. Now, starting with (86), note the following transformations:

$$\begin{aligned} & \int \text{sign}(x - ay)h(y)e^{xy - \psi(x)} dP_X(x) = 0, \forall y \\ \iff & \int \text{sign}(x - ay)e^{-\frac{x^2}{2} + xy} e^{\frac{x^2}{2} - \psi(x)} dP_X(x) = 0, \forall y \end{aligned} \quad (89)$$

$$\iff \int \text{sign}(x - ay)e^{-\frac{(y-x)^2}{2}} e^{\frac{x^2}{2} - \psi(x)} dP_X(x) = 0, \forall y \quad (90)$$

$$\iff \int \text{sign}(x - ay)e^{-\frac{(y-x)^2}{2}} dG_X(x) = 0, \forall y \quad (91)$$

where we have defined

$$dG_X(x) = e^{\frac{x^2}{2} - \psi(x)} dP_X(x). \quad (92)$$

Now, if $G_X(\mathbb{R}) < \infty$, then using Theorem 9, we have that the only solution is the measure G_X absolutely continuous with respect to Lebesgue measure with the density given by

$$g(x) \propto e^{-\frac{x^2}{2(1-a)}}. \quad (93)$$

Note that a sufficient condition for $G_X(\mathbb{R}) < \infty$ is $\sup_{x \in \mathbb{R}} \frac{x^2}{2} - \psi(x) \leq c < \infty$.

Next, letting f_X be the pdf of P_X , using (92) and (93), we have that

$$f_X(x) \propto e^{-\frac{x^2}{2(1-a)} - \frac{x^2}{2} + \psi(x)} = e^{-\frac{x^2}{2a} + \psi(x)}, \quad (94)$$

is the unique solution to (86) provided that it is integrable. This concludes the proof. \square

Note that a necessary condition for f_X in (88) to be integrable is

$$\sup_{x \in \mathbb{R}} \psi(x) - \frac{x^2}{2a} < \infty. \quad (95)$$

This, together with the condition in (87), implies that such priors for which we could find a unique solution need to be nearly Gaussian. An example of $\psi(x)$ that satisfies the above condition is given by

$$\psi(x) = \frac{x^2}{2} - \frac{1}{1+x^2}, \quad (96)$$

Note that $\psi(x)$ is also convex and leads to Gaussian-like noise and Gaussian-like prior.

It is not surprising that the Gaussian result in Theorem 9 only applies to a limited range of distributions. Consider that the distributions that yield linearity of the conditional mean, within the exponential family, known as conjugate priors [2, 3], can be quite distinct from Gaussian distributions. Consequently, when considering the conditional median, we should not anticipate that an approximately Gaussian distribution would consistently establish linearity.

4.3 On Other L^p Losses

In this section, we consider similar questions to that of when the median is linear for other L_p losses. More precisely, we consider a Bayesian risk of the form: $p \geq 1$

$$\inf_g \mathbb{E}[|X - g(Y)|^p] \quad (97)$$

We again are interested in finding the distributions that would lead to the optimality of linear estimators. The condition for linearity akin to the one in (35) for the L^p losses with even p is given by

$$\int_{-\infty}^{\infty} \text{sign}(x - ay)|x - ay|^{p-1}\phi(y - x)dP_X(x) = 0, y \in \mathbb{R} \quad (98)$$

which, by following the steps in Proposition 5, can be re-written as a convolution

$$\int_{-\infty}^{\infty} \text{sign}(x - y)|x - ay|^{p-1}\phi(y - x)d\mu(x) = 0, y \in \mathbb{R} \quad (99)$$

where as before $d\mu(x) = \exp\left((1 - a)\frac{x^2}{2}\right)dP_X(\sqrt{a}x)$.

Next, somewhat surprisingly, we show that for $p > 2$ there are infinitely many priors that induce linearity.

Theorem 13. *Fix a $p \in (2, \infty)$. Then for every $|\rho| \leq 1$ and $\theta \in \mathbb{R}$, there exists an ω such that the density*

$$f_X(x) \propto e^{-\frac{1-a}{a}\frac{x^2}{2}} \left(1 + \rho \cos\left(\frac{\omega x}{\sqrt{a}} + \theta\right)\right) \quad (100)$$

induces a linear minimum L^p estimator. Moreover, for even p , ω 's are given by the zeros of the probabilist's Hermite polynomial $H_{e_{p-1}}$.

Proof. We show that there is an appropriate choice of ω such that the density in (100) satisfies (99), which would imply that the above density induces linearity of the conditional L^p estimator. We have that

$$\begin{aligned} & \int_{-\infty}^{\infty} \text{sign}(x - y)|x - y|^{p-1}\phi(y - x) \exp\left((1 - a)\frac{x^2}{2}\right) f_X(\sqrt{a}x) dx \\ &= \int_{-\infty}^{\infty} \text{sign}(x - y)|x - y|^{p-1}\phi(y - x) (1 + \rho \cos(\omega x + \theta)) dx \end{aligned} \quad (101)$$

$$= \rho \int_{-\infty}^{\infty} \text{sign}(x - y)|x - y|^{p-1}\phi(y - x) \cos(\omega x + \theta) dx \quad (102)$$

$$= \rho \text{Re} \left\{ e^{-j\omega y + j\theta} \mathcal{F}(\text{sign}(\cdot) \cdot |^{p-1}\phi(\cdot))(\omega) \right\} \quad (103)$$

where (102) follows from the fact that the function is odd.

For even p , the proof is simple and

$$\text{Re} \left\{ e^{-j\omega y + j\theta} \mathcal{F}((\cdot)^{p-1}\phi(\cdot))(\omega) \right\} = \text{Re} \left\{ e^{-j\omega y + j\theta} \frac{d^{p-1}}{d\omega^{p-1}} \phi(\omega) \right\} \quad (104)$$

$$= \text{Re} \left\{ e^{-j\omega y + j\theta} (-1)^{p-1} H_{e_{p-1}}(\omega) \phi(\omega) \right\}, \quad (105)$$

where (105) follows by using the identity between derivative of the Gaussian density and the probabilist's Hermite polynomials H_{e_k} . Note that $H_{e_{p-1}}$ has exactly $p - 1$ zeros, thus placing ω at any of these locations will result in (105) being equal to zero.

For the general p , we require to show that

$$\mathcal{F}(\text{sign}(\cdot) \cdot |^{p-1}\phi(\cdot))(\omega) \quad (106)$$

has nonzero roots. The proof of this fact is shown in Appendix D. This concludes the proof. \square

Fig. 2 shows a few examples of the distributions in (100) for $p = 4$ where we note that H_{e_3} has zeros at $\{\pm\sqrt{3}, 0\}$. An interesting observation to note is that a non-symmetric distribution induces linearity of the estimator.

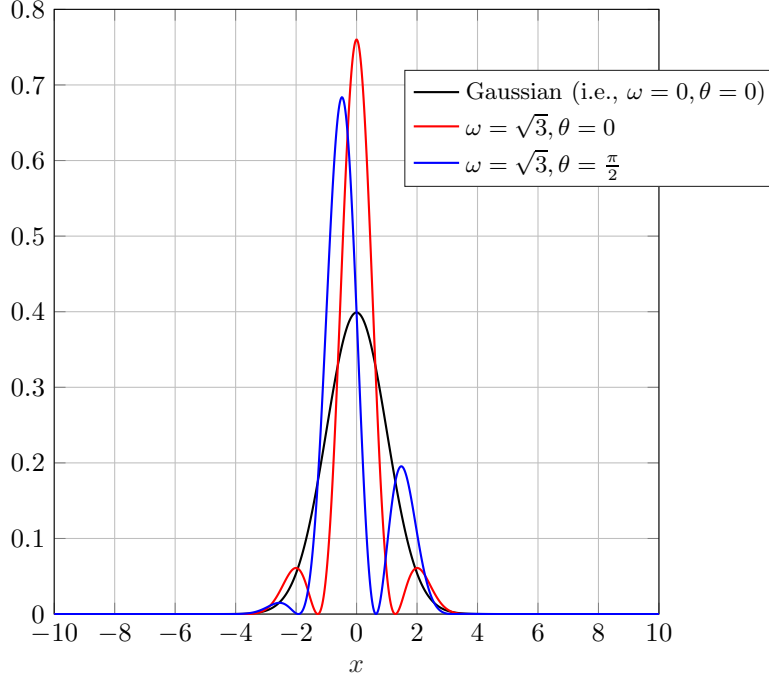


Figure 2: Example of probability densities in (100) for $p = 4$ and $\rho = 1$.

We note that the authors of [5] have shown that under the assumption that Z and X have the same variance, the estimator is linear if and only if X is Gaussian.⁵ Our results do not contradict those of [5] since it is not difficult to demonstrate that the variance of the distribution in (100) for $\theta = 0$ is given by

$$\text{Var}(X) = \frac{a}{1-a} \frac{1 + \left(1 - \frac{\omega^2}{1-a}\right) \rho e^{-\frac{\omega^2}{2(1-a)}}}{1 + \rho e^{-\frac{\omega^2}{2(1-a)}}}, \quad (107)$$

which is only equal to one if $(a, \omega) = (\frac{1}{2}, 0)$ and/or $(a, \rho) = (\frac{1}{2}, 0)$.

We complement the result in Theorem 13 by showing that for $p \in [1, 2]$, the Gaussian density is only solution.

Theorem 14. *For any $p \in [1, 2]$, Gaussian priors are the only ones inducing linear optimal estimators.*

Proof. The proof is given in Appendix D. □

4.4 Extension to Higher Dimensions

Interestingly, the techniques of characterizing prior distribution that induce linearity of the conditional expectation are largely independent of the dimension of the random parameter X to be estimated. For example, the results for the continuous exponential family in the previous section hold verbatim for the case when X is an n -dimensional vector. Similar results also hold for the discrete vector cases, such the vector Poisson case [32].

The situation with extending the results from the present paper to the multivariate case is more complex. First of all, unlike for the conditional expectation, there is no unique way of defining the median in the

⁵In fact the result of [5] holds for arbitrary distributions on the noise Z , and that that if X and Z have the same variance then the estimator is linear if and only if X and Z have the same distribution.

multivariate setting, and several competing definitions exist; the interested reader is referred to [33] and references therein. Second of all, the median that minimizes the L^1 loss, also known as the *spatial median* [34], that is

$$\mathbf{m}_S(X|Y) = \arg \min_f \mathbb{E} [\|X - f(Y)\|], \quad (108)$$

does not have a closed-form characterization, unlike the conditional mean, which does have an integral representation. Along these lines, an interesting future direction is to consider a scenario where

$$Y = X + Z$$

where Z multivariate normal with zero mean and covariance matrix \mathbf{K} and independent of the vector X , and consider the following multivariate estimation problem with $L_{p,k}$ loss:

$$\mathbf{m}_{p,k}(X|Y) = \arg \min_f \mathbb{E} [\|X - f(Y)\|_{\ell_k}^p], \quad k \geq 1, p \geq 1 \quad (109)$$

where $\|u\|_{\ell_k} = (\sum_{i=1}^n |u_i|^k)^{\frac{1}{k}}$, $u \in \mathbb{R}^n$ is the usual ℓ_k norm. Under this setup, one could seek to understand under what conditions on X do we have that

$$\mathbf{m}_{p,k}(X|Y) = \mathbf{A}Y \quad (110)$$

where \mathbf{A} is a matrix. In particular, with the tools developed in Section 3 and Section 4.3, it seems to be possible to characterize the region of (p, k) values such that Gaussian is the only prior that induces linearity.

Acknowledgements

The authors would like to thank Dr. Tang Liu for a helpful discussion on the near-miss example in the Poisson case and for pointing out reference [29].

References

- [1] L. P. Barnes, A. Dytso, and H. V. Poor, “ L^1 estimation in Gaussian noise: On the optimality of linear estimators,” in *Proceedings of the 2023 IEEE International Symposium on Information Theory (ISIT)*, June 2023, pp. 1872–1877.
- [2] P. Diaconis and D. Ylvisaker, “Conjugate priors for exponential families,” *The Annals of Statistics*, vol. 7, no. 2, pp. 269–281, 1979.
- [3] J.-P. Chou, “Characterization of conjugate priors for discrete exponential families,” *Statistica Sinica*, vol. 11, pp. 409–418, 2001.
- [4] C. M. Bishop and N. M. Nasrabadi, *Pattern Recognition and Machine Learning*. Springer, 2006.
- [5] E. Akyol, K. Viswanatha, and K. Rose, “On conditions for linearity of optimal estimation,” *IEEE Transactions on Information Theory*, vol. 58, no. 6, pp. 3497–3508, 2012.
- [6] F. du Pin Calmon, Y. Polyanskiy, and Y. Wu, “Strong data processing inequalities for input constrained additive noise channels,” *IEEE Transactions on Information Theory*, vol. 64, no. 3, pp. 1879–1892, 2018.
- [7] A. Dytso and H. V. Poor, “Estimation in Poisson noise: Properties of the conditional mean estimator,” *IEEE Transactions on Information Theory*, vol. 66, no. 7, pp. 4304–4323, 2020.
- [8] R. J. Tomkins, “On conditional medians,” *The Annals of Probability*, vol. 3, no. 2, pp. 375–379, 1975.

- [9] Y. N. Ghosh and B. Mukherjee, “On probabilistic properties of conditional medians and quantiles,” *Statistics & Probability Letters*, vol. 76, no. 16, pp. 1775–1780, 2006.
- [10] D. Medarametla and E. Candès, “Distribution-free conditional median inference,” *Electronic Journal of Statistics*, vol. 15, no. 2, pp. 4625–4658, 2021.
- [11] J. H. Kemperman, “On the FKG-inequality for measures on a partially ordered space,” in *Indagationes Mathematicae (Proceedings)*, vol. 80, no. 4. North-Holland, 1977, pp. 313–331.
- [12] A. Dytso, R. Bustin, D. Tuninetti, N. Devroye, H. V. Poor, and S. S. Shitz, “On the minimum mean p th error in Gaussian noise channels and its applications,” *IEEE Transactions on Information Theory*, vol. 64, no. 3, pp. 2012–2037, 2017.
- [13] S. Resnick, *A Probability Path*. Springer, 2019.
- [14] M. Abramowitz and I. A. Stegun, *Handbook of Mathematical Functions with Formulas, Graphs, and Mathematical Tables*. US Government Printing Office, 1964, vol. 55.
- [15] L. Shen and L. Bai, “A review on Gabor wavelets for face recognition,” *Pattern Analysis and Applications*, vol. 9, pp. 273–292, 2006.
- [16] H. E. Fettis, J. C. Caslin, and K. R. Cramer, “Complex zeros of the error function and of the complementary error function,” *Mathematics of Computation*, vol. 27, no. 122, pp. 401–407, 1973.
- [17] G. E. Pfander and P. Rashkov, “Remarks on multivariate Gaussian Gabor frames,” 2010. [Online]. Available: <https://arxiv.org/pdf/1008.3517v2.pdf>
- [18] E. M. Stein and R. Shakarchi, *Functional Analysis: Introduction to Further Topics in Analysis*. Princeton University Press, 2011, vol. 4.
- [19] S. N. Bernshtein, “On a property characterizing Gauss’ law,” *Trudy Leningr. Bolitekh.*, vol. 217, no. 3, pp. 21–22, 1941.
- [20] H. Cramér, “Über eine Eigenschaft der normalen Verteilungsfunktion,” *Mathematische Zeitschrift*, vol. 41, no. 1, pp. 405–414, 1936.
- [21] Y. Geng and C. Nair, “The capacity region of the two-receiver Gaussian vector broadcast channel with private and common messages,” *IEEE Transactions on Information Theory*, vol. 60, no. 4, pp. 2087–2104, 2014.
- [22] T. A. Courtade and J. Jiao, “An extremal inequality for long Markov chains,” in *Proceedings of the 2014 52nd Annual Allerton Conference on Communication, Control, and Computing (Allerton)*, 2014, pp. 763–770.
- [23] J. Liu, T. A. Courtade, P. Cuff, and S. Verdú, “Information-theoretic perspectives on Brascamp-Lieb inequality and its reverse,” 2017. [Online]. Available: <https://arxiv.org/pdf/1702.06260.pdf>
- [24] J. Liu, T. A. Courtade, P. W. Cuff, and S. Verdú, “A forward-reverse Brascamp-Lieb inequality: Entropic duality and Gaussian optimality,” *Entropy*, vol. 20, no. 6, p. 418, 2018.
- [25] V. Anantharam, V. Jog, and C. Nair, “Unifying the Brascamp-Lieb inequality and the entropy power inequality,” *IEEE Transactions on Information Theory*, vol. 68, no. 12, pp. 7665–7684, 2022.
- [26] J. Liu, “Stability of the Gaussian stationary point in the Han-Kobayashi region for Z-interference channels,” *IEEE Transactions on Information Theory*, 2023, to appear.
- [27] M. M. Mahvari and G. Kramer, “Stability of Bernstein’s theorem and soft doubling for vector Gaussian channels,” 2023. [Online]. Available: <https://arxiv.org/pdf/2212.04484.pdf>

- [28] N. Johnson, “Uniqueness of a result in the theory of accident proneness,” *Biometrika*, vol. 44, no. 3-4, pp. 530–531, 1957.
- [29] J. Chen and H. Rubin, “Bounds for the difference between median and mean of gamma and Poisson distributions,” *Statistics & Probability letters*, vol. 4, no. 6, pp. 281–283, 1986.
- [30] K. P. Choi, “On the medians of gamma distributions and an equation of Ramanujan,” *Proceedings of the American Mathematical Society*, vol. 121, no. 1, pp. 245–251, 1994.
- [31] C. Berg and H. L. Pedersen, “The Chen-Rubin conjecture in a continuous setting,” *Methods and Applications of Analysis*, vol. 13, no. 1, pp. 63–88, 2006.
- [32] A. Dytso, M. Fauß, and H. V. Poor, “The vector Poisson channel: On the linearity of the conditional mean estimator,” *IEEE Transactions on Signal Processing*, vol. 68, pp. 5894–5903, 2020.
- [33] C. G. Small, “A survey of multidimensional medians,” *International Statistical Review/Revue Internationale de Statistique*, vol. 58, no. 3, pp. 263–277, 1990.
- [34] P. Milasevic and G. Ducharme, “Uniqueness of the spatial median,” *The Annals of Statistics*, vol. 15, no. 1, pp. 1332–1333, 1987.
- [35] A. Dytso, H. Poor, and S. Shamai (Shitz), “Conditional mean estimation in Gaussian noise: A meta derivative identity with applications,” *IEEE Transactions on Information Theory*, 2022, to appear.
- [36] E. Lukacs, *Characteristic Functions*. Griffin, London, 1970.
- [37] C. Stein, “A bound for the error in the normal approximation to the distribution of a sum of dependent random variables,” in *Proceedings of the Sixth Berkeley Symposium on Mathematical Statistics and Probability, Volume 2: Probability Theory*. University of California Press, 1972, pp. 583–603.
- [38] D. Guo, Y. Wu, S. S. Shitz, and S. Verdú, “Estimation in Gaussian noise: Properties of the minimum mean-square error,” *IEEE Transactions on Information Theory*, vol. 57, no. 4, pp. 2371–2385, 2011.
- [39] S. G. Krantz and H. R. Parks, *A Primer of Real Analytic Functions*. Springer Science & Business Media, 2002.
- [40] E. H. Lieb and M. Loss, *Analysis*. American Mathematical Society, 2001, vol. 14.

Appendices

A Proof of Theorem 7

We first note that

$$\int_{-\infty}^{\infty} \text{sign}(x - ay)\phi(y - x)f(x)dx = \int_{-\infty}^{ay} \phi(y - x)f(x)dx - \int_{ay}^{\infty} \phi(y - x)f(x)dx. \quad (111)$$

Next, we will need the following indefinite integral: for any d and b

$$\int \exp\left(dx - \frac{bx^2}{2}\right) dx = \sqrt{\frac{\pi/2}{b}} \exp\left(\frac{d^2}{2b}\right) \text{erf}\left(\frac{bx - d}{\sqrt{2b}}\right). \quad (112)$$

Next, let $b = 1 + \frac{1}{\sigma^2}$ and $d = y + \frac{\mu}{\sigma^2} + jw$ and note that

$$\begin{aligned} & \int_{ay}^{\infty} \phi(y - x) \exp\left(-\frac{(x - \mu)^2}{2\sigma^2}\right) e^{jxw} dx \\ &= \phi(y) e^{-\frac{\mu^2}{2\sigma^2}} \int_{ay}^{\infty} e^{(y + \frac{\mu}{\sigma^2} + jw)x - \frac{bx^2}{2}} dx \end{aligned} \quad (113)$$

$$= \phi(y) e^{-\frac{\mu^2}{2\sigma^2}} \sqrt{\frac{\pi/2}{b}} \exp\left(\frac{(y + \frac{\mu}{\sigma^2} + jw)^2}{2b}\right) \left(1 - \text{erf}\left(\frac{bay - (y + \frac{\mu}{\sigma^2} + jw)}{\sqrt{2b}}\right)\right). \quad (114)$$

Also,

$$\int_{-\infty}^{ay} \phi(y - x) \exp\left(-\frac{(x - \mu)^2}{2\sigma^2}\right) e^{jxw} dx \quad (115)$$

$$= \phi(y) e^{-\frac{\mu^2}{2\sigma^2}} \int_{-\infty}^{ay} e^{(y + \frac{\mu}{\sigma^2} + jw)x - \frac{bx^2}{2}} dx \quad (116)$$

$$= \phi(y) e^{-\frac{\mu^2}{2\sigma^2}} \sqrt{\frac{\pi/2}{b}} \exp\left(\frac{(y + \frac{\mu}{\sigma^2} + jw)^2}{2b}\right) \left(\text{erf}\left(\frac{bay - (y + \frac{\mu}{\sigma^2} + jw)}{\sqrt{2b}}\right) + 1\right) \quad (117)$$

Combining everything we have that

$$\begin{aligned} & \int_{-\infty}^{\infty} \text{sign}(x - ay)\phi(y - x) \exp\left(-\frac{(x - \mu)^2}{2\sigma^2}\right) e^{jxw} dx \\ &= 2\phi(y) e^{-\frac{\mu^2}{2\sigma^2}} \sqrt{\frac{\pi/2}{b}} \exp\left(\frac{(y + \frac{\mu}{\sigma^2} + jw)^2}{2b}\right) \text{erf}\left(\frac{(y + \frac{\mu}{\sigma^2} + jw) - bay}{\sqrt{2b}}\right). \end{aligned} \quad (118)$$

Now, for $a = \frac{1}{b}$

$$T_a[f_{\mu, \sigma^2, \omega}](y) = 2\phi(y) e^{-\frac{\mu^2}{2\sigma^2}} \sqrt{\frac{\pi/2}{b}} \exp\left(\frac{(y + \frac{\mu}{\sigma^2} + jw)^2}{2b}\right) \text{erf}\left(\frac{\frac{\mu}{\sigma^2} + jw}{\sqrt{2b}}\right) \quad (119)$$

$$= 2 \frac{1}{\sqrt{2\pi}} \sqrt{\frac{\pi/2}{b}} \exp\left(\frac{(y + \frac{\mu}{\sigma^2} + jw)^2}{2b} - \frac{\mu^2}{2\sigma^2} - \frac{y^2}{2}\right) \text{erf}\left(\frac{\frac{\mu}{\sigma^2} + jw}{\sqrt{2b}}\right) \quad (120)$$

$$= \sqrt{\frac{1}{b}} \exp\left(\frac{(y + \frac{\mu}{\sigma^2} + jw)^2}{2b} - \frac{\mu^2}{2\sigma^2} - \frac{y^2}{2}\right) \text{erf}\left(\frac{\frac{\mu}{\sigma^2} + jw}{\sqrt{2b}}\right) \quad (121)$$

$$= \sqrt{\frac{1}{b}} \exp\left(-\left(1 - \frac{1}{b}\right) \frac{(y - \mu)^2}{2}\right) \exp\left(\frac{jw(y + \frac{\mu}{\sigma^2})}{b}\right) \exp\left(-\frac{\omega^2}{2b}\right) \text{erf}\left(\frac{\frac{\mu}{\sigma^2} + jw}{\sqrt{2b}}\right) \quad (122)$$

where we have used that $b = 1 + \frac{1}{\sigma^2}$. This concludes the proof.

B Proof of Linearity of the Conditional Expectation

We presented here four different proofs that the only prior distribution that induces linearity of the conditional expectation, under the model in (1), is Gaussian X . To the best of our knowledge, the proofs based on Stein's method and on the cumulant method are new.

B.1 Tweedie Formula Approach

Using Tweedie's formula, the conditional expectation can be written as

$$\mathbb{E}[X|Y = y] = y + \frac{d}{dy} \log f_Y(y), \quad y \in \mathbb{R} \quad (123)$$

where f_Y is the pdf of Y . Now, by the linearity assumption, we have that

$$(a - 1)y = \frac{d}{dy} \log f_Y(y), \quad y \in \mathbb{R}. \quad (124)$$

The solution to this differential equation has a unique form and is given by

$$f_Y(y) = e^{(a-1)\frac{y^2}{2} + by + c} \quad (125)$$

for some b and c . Therefore, f_Y is Gaussian. Now using the standard characteristic function argument, the only distribution on X that induces Y to be Gaussian is Gaussian.

B.2 Cumulant Approach

Our starting place for this proof is the following expression shown in [35]: for $k \geq 1$

$$\frac{d^k}{dx^k} \mathbb{E}[X|Y = y] = \kappa_{X|Y=y}(k + 1), \quad (126)$$

where $\kappa_{X|Y=y}(k)$ is the k -th order conditional cumulant.

Now using the linearity assumption, we have that for $y \in \mathbb{R}$

$$\kappa_{X|Y=y}(1) = ay, \quad (127)$$

$$\kappa_{X|Y=y}(2) = a, \quad (128)$$

$$\kappa_{X|Y=y}(k) = 0, \quad k \geq 3 \quad (129)$$

Note that the only distribution that satisfies the above property is Gaussian [36].

B.3 Stein Method Approach

Recall the following two facts. First, by the orthogonality principle,

$$\mathbb{E}[(X - \mathbb{E}[X|Y])g(Y)] = 0, \quad (130)$$

for all g . Second,

$$\mathbb{E}[f'(U)] = \sigma^2 \mathbb{E}[Uf(U)] \quad (131)$$

for all differential functions f , if and only if U is zero mean Gaussian with variance σ^2 [37]. The result in (131) is known as Stein's equation.

Now using the linearity assumption and the orthogonality principle, observe the following sequence of steps:

$$\mathbb{E}[Xg(Y)] = a\mathbb{E}[Yg(Y)] \quad (132)$$

$$= a\mathbb{E}[\mathbb{E}[Yg(Y)|X]] \quad (133)$$

$$= a\mathbb{E}[\mathbb{E}[(X + Zg(X + Z))|X]] \quad (134)$$

$$= a\mathbb{E}[X\mathbb{E}[g(X + Z)|X] + \mathbb{E}[(Zg(X + Z))|X]] \quad (135)$$

$$= a\mathbb{E}[X\mathbb{E}[g(X + Z)|X] + \mathbb{E}[g'(X + Z)|X]] \quad (136)$$

$$= a\mathbb{E}[X\mathbb{E}[g(Y)|X] + \mathbb{E}[g'(Y)|X]] \quad (137)$$

$$= a\mathbb{E}[Xg(Y) + g'(Y)], \quad (138)$$

where (136) follows by using Stein's equation.

Now re-writting (138) we have that, for all g

$$(1 - a)\mathbb{E}[Xg(Y)] = a\mathbb{E}[g'(Y)]. \quad (139)$$

Next, note that by the orthogonality principle $\mathbb{E}[Xg(Y)] = a\mathbb{E}[Yg(Y)]$; therefore (139) can finally be re-written as: for all g

$$(1 - a)\mathbb{E}[Yg(Y)] = \mathbb{E}[g'(Y)], \quad (140)$$

which corresponds to Stein's equation and therefore, Y must be Gaussian with variance $\frac{1}{1-a}$. This further implies that X needs to be Gaussian with variance $\frac{a}{1-a}$.

B.4 Fourier Approach

This proof will rely on the orthogonality principle in (130). By the linearity assumption and choose $g(Y) = e^{j\omega Y}$, we have that

$$\mathbb{E}[Xe^{j\omega Y}] = a\mathbb{E}[Ye^{j\omega Y}] \quad (141)$$

$$= -ja\phi'_Y(\omega), \quad (142)$$

where $\phi_Y(\omega)$ is the characteristic function of Y . Next, note that

$$\mathbb{E}[Xe^{j\omega Y}] = \mathbb{E}[X\mathbb{E}[e^{j\omega Y}|X]] \quad (143)$$

$$= \mathbb{E}[Xe^{j\omega X}\mathbb{E}[e^{j\omega Z}|X]] \quad (144)$$

$$= \mathbb{E}[Xe^{j\omega X}]e^{-\frac{\omega^2}{2}} \quad (145)$$

$$= -j\phi'_X(\omega)e^{-\frac{\omega^2}{2}} \quad (146)$$

$$= -j\left(\frac{d}{d\omega}\phi_X(\omega)e^{-\frac{\omega^2}{2}} + \omega\phi_X(\omega)e^{-\frac{\omega^2}{2}}\right) \quad (147)$$

$$= -j(\phi'_Y(\omega) + \omega\phi_Y(\omega)), \quad (148)$$

where in (145) we have used the fact that Z is standard normal independent of X and, hence, $\mathbb{E}[e^{j\omega Z}|X] = e^{-\frac{\omega^2}{2}}$; and in (148) we have used that $\phi_Y(\omega) = \phi_X(\omega)e^{-\frac{\omega^2}{2}}$

Now combining (142) and (148) we arrive at

$$(1 - a)\phi'_Y(\omega) + \omega\phi_Y(\omega) = 0, \forall \omega \quad (149)$$

Clearly, the only solution to the above differential equation is Gaussian with variance $\frac{1}{1-a}$. This concludes the proof.

C Proof of Theorem 3

The direct part of the theorem follows since the conditions that $X|Y = y \sim \mathcal{N}(\frac{\sigma_X^2}{1+\sigma_X^2}y, \frac{\sigma_X^2}{1+\sigma_X^2})$ and is symmetric around the mean $\frac{\sigma_X^2}{1+\sigma_X^2}y$.

For the converse part, note that if $X|Y = y$ for all $y \in S$, then for all $y \in S$, we have that the third conditional moment⁶ is given by

$$0 = \mathbb{E}[(X - \mathbb{E}[X|Y])^3|Y = y] \quad (150)$$

$$= \kappa_{X|Y=y}(3), \quad (151)$$

where $\kappa_{X|Y=y}(3)$ denotes the third conditional cumulant. Now, since $y \mapsto \kappa_{X|Y=y}(3)$ is a real-analytic function [35, Lem. 2] and the set S has an accumulation point by the identity theorem [39], we have that

$$0 = \kappa_{X|Y=y}(3), \forall y \in S \implies 0 = \kappa_{X|Y=y}(3), \forall y \in \mathbb{R}. \quad (152)$$

Using the result in [35, eq. (55)], the conditional cumulant can be expressed as

$$\kappa_{X|Y=y}(3) = \frac{d^3}{dy^3} \log f_Y(y), \forall y \in \mathbb{R} \quad (153)$$

where f_Y is the pdf of Y . Therefore, combining (152) and (153), we have that

$$\frac{d^3}{dy^3} \log f_Y(y) = 0, \forall y \in \mathbb{R}, \quad (154)$$

which has a unique form of a solution given by

$$f_Y(y) = e^{ay^2+by+c}, y \in \mathbb{R}, \quad (155)$$

for some constants a, b, c . Now using the standard characteristic function argument, the only distribution on X that induces an output pdf of the form in (155) is Gaussian. This concludes the proof.

D Proof of Theorem 14

Now consider the case of general $p \in [1, \infty)$. Since this is an odd function, the Fourier transform can be calculated by integrating against $i \sin(wx)$ on $(0, \infty)$, so we are led to the definition:

$$f_p(w) := \int_0^\infty x^{p-1} e^{-x^2} \sin(wx) dx. \quad (156)$$

From the previous analysis, we see that the existence of non-Gaussian prior is equivalent to the existence of nonzero roots of f_p . We first observe that f_p is characterized by an ordinary differential equation:

Lemma 15. *For any $p \in (0, \infty)$, f_p is a smooth function, and*

$$2f_p''(w) + (p-1)f_p(w) + (wf_p(w))' = 0 \quad (157)$$

for all $w \in \mathbb{R}$.

Proof. We have

$$(wf_p(w))' = \int_0^\infty x^{p-1} e^{-x^2} (w \sin(wx))' dx \quad (158)$$

$$= \int_0^\infty x^{p-1} e^{-x^2} (\sin(wx) + xw \cos(wx)) dx, \quad (159)$$

⁶It can be shown that $X|Y = y$ is always sub-Gaussian [38]. Therefore, all moments exist.

and using integration by parts,

$$\int_0^\infty x^p e^{-x^2} w \cos(wx) dx = - \int_0^\infty d(x^p e^{-x^2}) \sin(wx). \quad (160)$$

Then (157) easily follows. \square

Lemma 16. For $p \in (2k, 2k + 2]$, where $k \in \{0, 1, 2, \dots\}$, $f_p(w)$ has k roots on $(0, \infty)$.

Proof. Note that $f_p(w)$ is a smooth, odd function that vanishes at infinity. Now suppose $p \in (0, 2]$, and note that for $m \in \{0, 2, 4, \dots\}$ the m -th derivative $f_p^{(m)}(w) = f_{p+m}(w)$. We argue by induction, with the following induction hypotheses for $m = 1, 2, \dots$:

- $f_p^{(m)}$ has $m + 1$ roots on $(-\infty, \infty)$;
- at these $m + 1$ roots, $f_p^{(m+1)}$ are nonzero and their signs are alternating.

The second hypothesis actually follows from the first: Using (157) we obtain

$$2f_p^{(m+2)}(w) + (m + p)f_p^{(m)}(w) + wf_p^{(m+1)}(w) = 0. \quad (161)$$

So if $f_p^{(m)}(w_0) = f_p^{(m+1)}(w_0)$ at some w_0 , we obtain $f_p^{(m+2)}(w_0) = 0$ as well, and the ODE gives the trivial solution $f_p^{(m)} = 0$, a contradiction. Therefore $f_p^{(m+1)}$ must be nonzero at the roots of $f_p^{(m)}$, and by continuity their signs must be alternating (i.e., signs of $f_p^{(m+1)}$ must be different at consecutive roots of $f_p^{(m)}$).

If the induction hypothesis is true for M , then the $M + 1$ roots partition \mathbb{R} into $M + 2$ intervals, so that by Rolle's theorem, there is at least root for $f_p^{(M+1)}$ on the interior of each of these intervals. There cannot be more roots: Suppose otherwise, that a_1 and a_2 are two consecutive roots of $f_p^{(M)}$, and $b_1, b_2 \in (a_1, a_2)$ ($b_1 < b_2$) are two roots of $f_p^{(M+1)}$. Then $f_p^{(M)}$ does not change sign on (a_1, a_2) , and we can assume without loss of generality that the sign is positive on that interval. From (161) we see that $f_p^{(M+2)}(b_1), f_p^{(M+2)}(b_2) < 0$. So for sufficiently small $\epsilon > 0$ we have $f_p^{(M+1)}(b_1 + \epsilon) < 0$ and $f_p^{(M+1)}(b_2 - \epsilon) > 0$, and by continuity there exists $b_3 \in (b_1, b_2)$ such that $f_p^{(M+1)}(b_3) = 0$ and $f_p^{(M+2)}(b_3) \geq 0$. Then (161) does not hold at b_3 , a contradiction. Similar arguments can be applied when $a_1 = -\infty$ or $a_2 = \infty$. Therefore the induction hypotheses are true for all $m \in \{0, 1, 2, \dots\}$, and in particular the case of even m implies the lemma, noting that f_{p+m} is an odd function vanishing at 0. \square

This implies that for $p \in (2, \infty)$, the existence of nonzero roots of f_p , which yield the desired non-Gaussian priors.

Lemma 17. Suppose that $p \in (0, 2)$. There exists a constant $c_p \neq 0$ such that

$$f_p(w) = c_p \text{p.v.} \int_{\mathbb{R}} t^{-p} e^{-(w-t)^2/4} dt. \quad (162)$$

Note that since $e^{-(w-t)^2/4}$ is smooth at $t = 0$ for every w , the integral is well-defined in the sense of Cauchy's principal value. As a consequence, whenever $p \in (0, 2]$, $f_p(w) = 0$ only for $w = 0$.

Proof. If $p \in (1, 2)$, we can prove (162) using the fact that the Fourier transform of $|x|^{p-2}$ is $|w|^{1-p}$ for $p \in (1, 2)$ [40, Section 5.9], which implies that the Fourier transform of $|x|^{p-1} \text{sign}(x)$ is $|w|^{-p} \text{sign}(w)$ (all up to multiplicative constants). However, this argument does not directly extend to the case of $p \in (0, 1]$, since $|x|^{p-2}$ will then no longer be a tempered distribution (the singularity at 0 leads to divergent integral).

Instead, here we prove (162) by showing that $g(w)$, defined as the integral on the right side of (162), must satisfy (157), and so f_p and g are two solutions to the same second-order ODE with $f_p(0) = g(0)$ and $f_p'(0), g'(0) \neq 0$. Indeed, we have

$$g''(w) = \text{p.v.} \int t^{-p} \left[-\frac{1}{2} + \left(\frac{w-t}{2} \right)^2 \right] e^{-(w-t)^2/4} dt, \quad (163)$$

and

$$(wg(w))' = \text{p.v.} \int t^{-p} \left[1 - \frac{w(w-t)}{2} \right] e^{-(w-t)^2/4} dt. \quad (164)$$

With some arrangements, we see the ODE is equivalent to

$$\text{p.v.} \int t^{-p} \left[a - \frac{t(w-t)}{2} \right] e^{-(w-t)^2/4} dt = 0. \quad (165)$$

This is true since using integration by parts,

$$\int t^{-p+1} de^{-(w-t)^2/4} = \lim_{\epsilon \downarrow 0} \left(t^{-p+1} e^{-(w-t)^2/4} \Big|_{\epsilon}^{\infty} + t^{-p+1} e^{-(w-t)^2/4} \Big|_{-\infty}^{-\epsilon} \right) + (p-1) \text{p.v.} \int t^{-p} e^{-(w-t)^2/4} dt \quad (166)$$

$$= (p-1) \text{p.v.} \int t^{-p} e^{-(w-t)^2/4} dt. \quad (167)$$

Now that (162) is verified, it is easy to see from this representation that $w = 0$ is the only root of f_p , assuming $p \in (0, 2)$. On the other hand, $f_2(w)$ can be directly calculated as a linear function times a Gaussian function, so $w = 0$ is still the only root. \square

Proof of Theorem 14: For $p \in [1, 2]$, the claim follows since by Lemma 16, f_p only has a root at 0, and the same proof for the median estimator applies (once reduced to the case of point-supported distributions, we only used $f_p'(0) \neq 0$ to conclude that the distribution is a Dirac delta).