
CONSTRAINT-FREE STRUCTURE LEARNING WITH SMOOTH ACYCLIC ORIENTATIONS

A PREPRINT

Riccardo Massidda

Department of Computer Science
Università di Pisa
riccardo.massidda@phd.unipi.it

Francesco Landolfi

Department of Computer Science
Università di Pisa
francesco.landolfi@phd.unipi.it

Martina Cinquini

Department of Computer Science
Università di Pisa
martina.cinquini@phd.unipi.it

Davide Bacciu

Department of Computer Science
Università di Pisa
davide.bacciu@unipi.it

September 18, 2023

ABSTRACT

The structure learning problem consists of fitting data generated by a Directed Acyclic Graph (DAG) to correctly reconstruct its arcs. In this context, differentiable approaches constrain or regularize the optimization problem using a continuous relaxation of the acyclicity property. The computational cost of evaluating graph acyclicity is cubic on the number of nodes and significantly affects scalability. In this paper we introduce COSMO, a constraint-free continuous optimization scheme for acyclic structure learning. At the core of our method, we define a differentiable approximation of an orientation matrix parameterized by a single priority vector. Differently from previous work, our parameterization fits a smooth orientation matrix and the resulting acyclic adjacency matrix without evaluating acyclicity at any step. Despite the absence of explicit constraints, we prove that COSMO always converges to an acyclic solution. In addition to being asymptotically faster, our empirical analysis highlights how COSMO performance on graph reconstruction compares favorably with competing structure learning methods.

1 Introduction

Directed Acyclic Graphs (DAGs) are a fundamental tool in several fields to represent probabilistic or causal information about the world (Koller and Friedman, 2009; Pearl, 2009). A fundamental problem in this context concerns the retrieval of the underlying structure between a set of variables, i.e., the problem of identifying which arcs exist between nodes associated to the variables of interest (Spirtes et al., 2000). In recent years, applications of structure learning to causal discovery led to growing interest in tackling the problem using gradient-based methods that optimize a smooth representation of a DAG (Vowels et al., 2022). For instance, while not suitable for causal discovery *per se* (Reisach et al., 2021), acyclic structure learners are fundamental components of most state-of-the-art continuous causal discovery algorithms (Lachapelle et al., 2020; Brouillard et al., 2020; Lorch et al., 2022). A well-established technique, popularized by NOTEARS (Zheng et al., 2018), consists of computing the trace of the matrix-exponential of the adjacency matrix, which is differentiable and provably zero if and only if the corresponding graph is acyclic. However, despite their widespread adoption, NOTEARS-like acyclicity constraints impose a cubic number of operations in the number of nodes per optimization step and substantially prevent scalable and applicable continuous discovery algorithms.

In this context, we propose a novel formulation and optimization scheme for learning acyclic graphs that avoids evaluating the acyclicity of the solution in any optimization step. Notably, our proposal does not sacrifice theoretical guarantees of asymptotic convergence to acyclic solutions which apply to existing structure learning methods (Ng et al.,

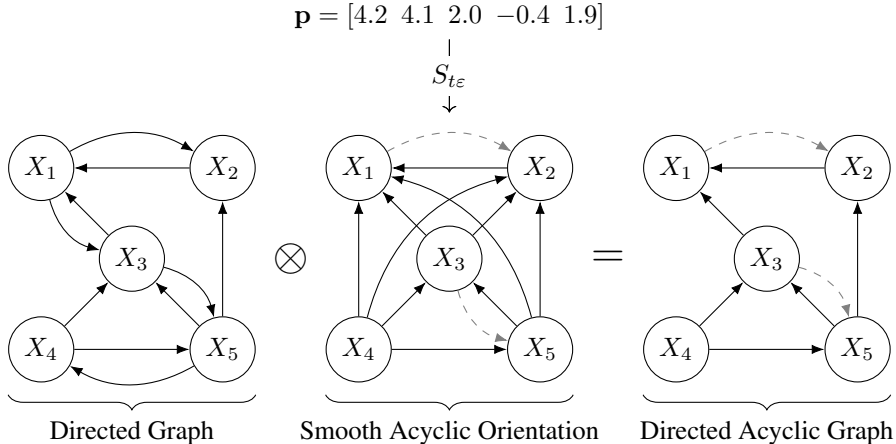


Figure 1: COSMO frames acyclic structure learning as an unconstrained optimization problem. To optimize an acyclic adjacency matrix (*right*), we propose to learn a directed graph (*left*) and a priority vector on the nodes (*top*). To optimize the priority vector, we introduce a *smooth* acyclic orientation (*center*) where each lower-priority node feeds into each higher-priority node. Gray dashed arrows denote arcs with approximately zero weight. We prove that by annealing the temperature, the smooth acyclic orientation $S_{t,\varepsilon}$ converges to a discrete orientation and, consequently, to a DAG.

2023). At the core of our scheme lies a novel definition of *smooth* orientation matrix, i.e., a differentiable approximation of an orientation matrix parameterized by a priority vector on the graph nodes. The priority vector represents a discrete orientation where each node has an outgoing arc to all nodes with higher priority. We define our *smooth* orientation matrix by applying a tempered sigmoid to the pair-wise priority differences, which equals the discrete orientation in the limit of the sigmoid temperature to zero. By annealing temperature during training, we prove that we are effectively decreasing an upper-bound on the acyclicity of the solution. Further, we show that the parameterization represents the space of Directed Acyclic Graph (DAGs) as a differentiable function of a directed graph and our smooth orientation matrix. Since our approach only requires a quadratic number of operations per optimization step, its constraint-free scheme can be used as a direct and faster replacement for the NOTEARS constrained optimization problem. Overall, we propose a methodology to perform **constraint-free** structure learning with **smooth** acyclic **orientations**, which we name COSMO (Figure 1).

Contributions. We summarize the key contributions of this paper as follows:

- We introduce a differentiable relaxation of an acyclic orientation matrix, which we name *smooth* orientation matrix (Definition 1). The matrix depends on a temperature value that controls the approximation of the discrete orientation matrix. We prove that we can represent all and only DAGs as the element-wise multiplication of a weighted adjacency matrix and our novel *smooth* orientation matrix (Theorem 1).
- We propose COSMO, the first unconstrained optimization approach that learns a DAG entirely avoiding acyclicity constraints (Section 4.2). COSMO represents DAGs through a *smooth* orientation matrix and requires solving a unique optimization problem while annealing the temperature. Since reconstructing the DAG requires a number of operations quadratic on the number of nodes, COSMO is an order of magnitude faster than cubic-expensive constrained methods in literature.
- We connect our proposed scheme to existing constrained approaches and prove that annealing the temperature during training effectively decreases an upper bound on the acyclicity of the *smooth* orientation matrix (Theorem 2).
- We perform a thorough experimental comparison of COSMO and competing structure learning approaches (Section 5). The empirical results report how COSMO achieves comparable structure recovery performances in significantly less time. Further, we highlight how COSMO consistently outperforms previous partially unconstrained structure learning proposals.

Table 1: Summary comparison of our proposal, COSMO, with competing approaches. To the best of our knowledge, we are the first to propose a parameterization that enables unconstrained learning of an acyclic graph without trading off on the adjacency matrix rank, the exactness of the acyclicity constraint, or the assumption of observational data. To express computational complexity, we define d as the number of nodes and k as the maximum length of iterative approaches. [†]: NOCURL requires a preliminary solution obtained by partially solving a cubic-expensive constrained optimization problem.

Method	Complexity	Constraint
NOTEARS (Zheng et al., 2018)	$O(d^3)$	Exact
DAGMA (Bello et al., 2022)	$O(d^3)$	Exact
NOBEARS (Lee et al., 2019)	$O(kd^2)$	Approximated
TMPI (Zhang et al., 2022)	$O(kd^2)$	Approximated
NOCURL (Yu et al., 2021)	$O(d^2)$ †	Partial
COSMO	$O(d^2)$	None

In the following, we discuss related works in Section 2 and report the necessary background on graph theory and structure learning in Section 3. Then, we introduce COSMO and our original contributions in Section 4. Finally, we report and discuss our empirical analysis in Section 5.

2 Related Works

In this section, we report related works aiming to improve, approximate, or avoid altogether the constrained optimization scheme introduced by NOTEARS (Zheng et al., 2018) for acyclic structure learning. We summarize the comparison of our proposal with the existing literature in Table 1.

Constraint Reformulation. NOBEARS (Fang et al., 2020) proposes to estimate the acyclicity constraint by approximating the spectral radius of the adjacency matrix. Given a maximum number k of iterations, the constraint can then be evaluated on a graph with d nodes in $O(kd^2)$ time. Similarly, TMPI (Zhang et al., 2022) proposes an iterative approximation of the constraint that also results in $O(kd^2)$ computational complexity. Finally, DAGMA (Bello et al., 2022) reformulates the acyclicity constraint as the log-determinant of a linear transformation of the adjacency matrix. While still asymptotically cubic in complexity, the use of log-determinant is significantly faster in practice because of widespread optimizations in common linear algebra libraries (Bello et al., 2022, pp.19).

Low-Rank Approximation. Several works extended NOTEARS by assuming that the adjacency matrix of the underlying graph does not have full rank either to reduce the number of trainable parameters (Fang et al., 2020) or to improve computational complexity (Lopez et al., 2022). In this work, we deal with possibly full-rank matrices and do not directly compare with low-rank solutions.

Unconstrained DAG Learning. Few works learn DAGs without explicitly constraining the graph. Charpentier et al. (2022) proposes VP-DAG, an unconstrained and differentiable strategy to sample DAGs that can be easily integrated in probabilistic causal discovery approaches. Instead, we propose a more general optimization scheme for learning acyclic graphs that it is not immediately comparable. In the context of causal discovery, ENCO (Lippe et al., 2022) decouples a DAG in an adjacency matrix and an edge orientation matrix. However, the authors explicitly parameterize the orientation matrix and prove that it converges to an acyclic orientation whenever the training dataset contains a sufficient number of interventions. Our structure learning proposal tackles instead non-intervened datasets and ensures acyclicity by construction. Similarly to us, NOCURL (Yu et al., 2021) proposes a model that decouples the topological ordering from the adjacencies of an acyclic graph. However, the proposed optimization schemes are significantly different. Firstly, their approach extracts the nodes ordering from a preliminary solution obtained by partially solving the NOTEARS constrained optimization problem. Then, they fix the ordering and unconstrainedly optimize only the direct adjacency matrix. On the other hand, COSMO jointly learns priorities and adjacencies avoiding entirely acyclicity evaluations. We report further discussion on the theoretical comparison with ENCO and NOCURL in Appendix D and we carefully empirically compare with NOCURL in Section 5.

3 Background

Graph Theory. A *directed graph* is a pair $D = (V, A)$ of vertices $V = \{1, \dots, d\}$ and arcs between them $A \subseteq V \times V$. A directed *acyclic graph* (DAG) is a directed graph whose arcs follow a strict partial order on the vertices. In a DAG, the *parents* of a vertex $v \in V$ are the set of incoming nodes such that $\text{pa}(v) = \{u \in V \mid (u, v) \in A\}$ (Bondy and Murty, 2008). We represent a directed graph as a binary adjacency matrix $\mathbf{A} \in \{0, 1\}^{d \times d}$, where $\mathbf{A}_{uv} \neq 0 \iff (u, v) \in A$. Similarly, we define a weighted adjacency matrix as the real matrix $\mathbf{W} \in \mathbb{R}^{d \times d}$, where $\mathbf{W}_{uv} \neq 0 \iff (u, v) \in A$.

Structure Learning. A Structural Equation Model (SEM) models a data-generating process as a set of functions $f = \{f_1, \dots, f_d\}$, where $f_v : \mathbb{R}^{|\text{pa}(v)|} \rightarrow \mathbb{R}$ for each variable $v \in V$ in the DAG (Pearl, 2009). Given a class of functions \mathbf{F} and a loss \mathcal{L} , NOTEARS (Zheng et al., 2020) formalizes non-linear acyclic structure learning through the following constrained optimization problem

$$\min_{f \in \mathbf{F}} \mathcal{L}(f) \quad \text{s.t.} \quad \text{tr}(e^{W(f) \circ W(f)}) - d = 0, \quad (1)$$

where $W(f) \in \mathbb{R}^{d \times d}$ is the adjacency matrix representing parent relations between variables in f . In particular, the constraint equals zero if and only if the adjacency matrix $W(f)$ is acyclic. The authors propose to solve the problem using the Augmented Lagrangian method (Nocedal and Wright, 1999), which in turn requires to solve multiple unconstrained problems and to compute the constraint value at each optimization step. Notably, any causal interpretation of the identified arcs depends on several assumptions on the function class \mathbf{F} and the loss function \mathcal{L} (van de Geer and Bühlmann, 2013; Loh and Bühlmann, 2014), which we do not explore in this work.

4 Learning Acyclic Orientations with COSMO

In Subsection 4.1, we propose to parameterize a weighted adjacency matrix as a function of a direct matrix and a smooth orientation matrix. In this way, we effectively express the discrete space of DAGs in a continuous and differentiable manner. Then, in Subsection 4.2, we introduce COSMO, our unconstrained optimization approach to learn acyclic DAGs. Furthermore, we prove an upper bound on the acyclicity of the smooth orientation matrix that connects our formulation to constrained approaches. To ease the presentation, we initially assume linear relations between variables. By doing so, the weighted adjacency matrix is the unique parameter of the problem. However, as with previous structure learning approaches, our proposal easily extends to non-linear models by jointly optimizing a non-linear model and an adjacency matrix either weighting or masking variables dependencies. We report one possible extension of COSMO to non-linear relations in Appendix C.3.

4.1 Smooth Acyclic Orientations

To continuously represent the space of DAGs with $d = |V|$ nodes, we introduce a priority vector $\mathbf{p} \in \mathbb{R}^d$ on its vertices. Consequently, given the priority vector \mathbf{p} and a strictly positive threshold $\varepsilon > 0$, we define the following strict partial order $\prec_{\mathbf{p}, \varepsilon}$ on the vertex set V

$$\forall (u, v) \in V \times V: \quad u \prec_{\mathbf{p}, \varepsilon} v \iff \mathbf{p}_v - \mathbf{p}_u \geq \varepsilon. \quad (2)$$

In other terms, a vertex u precedes another vertex v if and only if the priority of v is sufficiently larger than the priority of the vertex u . Notably, with a zero threshold $\varepsilon = 0$, the relation would be symmetric and thus not a strict order. On the other hand, whenever ε is strictly positive, we can represent a subset of all strict partial orders sufficient to express all possible DAGs.

Lemma 1. *Let $\mathbf{W} \in \mathbb{R}^{d \times d}$ be a real matrix. Then, for any $\varepsilon > 0$, \mathbf{W} is the weighted adjacency matrix of a DAG if and only if it exists a priority vector $\mathbf{p} \in \mathbb{R}^d$ and a real matrix $\mathbf{H} \in \mathbb{R}^{d \times d}$ such that*

$$\mathbf{W} = \mathbf{H} \circ \mathbf{T}_{\prec_{\mathbf{p}, \varepsilon}}, \quad (3)$$

where $\mathbf{T}_{\prec_{\mathbf{p}, \varepsilon}} \in \{0, 1\}^{d \times d}$ is a binary orientation matrix such that

$$\mathbf{T}_{\prec_{\mathbf{p}, \varepsilon}}[uv] = \begin{cases} 1 & \text{if } u \prec_{\mathbf{p}, \varepsilon} v \\ 0 & \text{otherwise,} \end{cases} \quad (4)$$

for any $u, v \in V$.

Proof. We report the proof in Appendix A.1. □

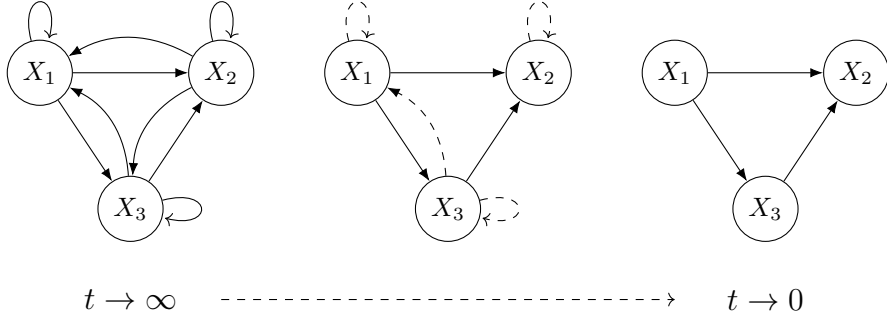


Figure 2: (left) With infinite temperature, the sigmoid function is constant and connects all vertices. (center) Given two nodes, for positive temperatures the smooth orientation matrix has larger values on the arcs respecting the priority ordering. (right) In the limit of the temperature to zero, the smooth orientation matrix contains non-zero entries if and only if the arc respects the order, i.e., it directs a node to another with sufficiently higher priority.

While priority vectors enable the representation of strict partial orders in a continuous space, the construction of the orientation matrix still requires the non-differentiable evaluation of the inequality between priority differences from Equation 2. To this end, we approximate the comparison of the difference against the threshold ε , using a *tempered* sigmoidal function. We refer to such approximation of the orientation matrix as the *smooth* orientation matrix.

Assumption 1 (Smooth Orientation Matrix). *Let $\mathbf{p} \in \mathbb{R}^d$ be a priority vector, $\varepsilon > 0$ be a strictly positive threshold, and $t > 0$ be a strictly positive temperature. Then, the smooth orientation matrix of the strict partial order $\prec_{\mathbf{p}, \varepsilon}$ is the real matrix $S_{t, \varepsilon}(\mathbf{p}) \in \mathbb{R}^{d \times d}$ such that, for any $u, v \in V$, it holds*

$$S_{t, \varepsilon}(\mathbf{p})_{uv} = \sigma_{t, \varepsilon}(\mathbf{p}_v - \mathbf{p}_u), \quad (5)$$

where $\sigma_{t, \varepsilon}$ is the ε -centered tempered sigmoid, defined as

$$\sigma_{t, \varepsilon}(x) = \frac{1}{1 + e^{-(x - \varepsilon)/t}}. \quad (6)$$

Intuitively, the threshold ε shifts the center of the sigmoid and breaks the symmetry whenever two variables *approximately* have the same priority. The temperature parameter $t > 0$ regulates instead the steepness of the sigmoid. Because of the asymmetry introduced by the threshold, in the limit of the temperature to zero, the zero-entries of a smooth orientation matrix coincide with the zero-entries of the corresponding orientation matrix (Figure 2). Therefore, we prove that any directed acyclic graph can be represented as the element-wise product of a directed adjacency matrix and a smooth orientation. Further, any directed graph resulting from this decomposition is acyclic.

Theorem 1. *Let $\mathbf{W} \in \mathbb{R}^{d \times d}$ be a real matrix. Then, for any $\varepsilon > 0$, \mathbf{W} is the weighted adjacency matrix of a DAG if and only if it exists a priority vector $\mathbf{p} \in \mathbb{R}^d$ and a real matrix $\mathbf{H} \in \mathbb{R}^{d \times d}$ such that*

$$\mathbf{W} = \mathbf{H} \circ \lim_{t \rightarrow 0} S_{t, \varepsilon}(\mathbf{p}), \quad (7)$$

where $S_{t, \varepsilon}(\mathbf{p})$ is the smooth orientation matrix of $\prec_{\mathbf{p}, \varepsilon}$.

Proof. We report the proof in Appendix A.2. □

4.2 Learning Adjacencies and Orientations

Given our definition of smooth acyclic orientation, we can effectively parameterize the space of DAGs as a continuous function of a weighted adjacency matrix $\mathbf{H} \in \mathbb{R}^{d \times d}$ and a priority vector $\mathbf{p} \in \mathbb{R}^d$. Therefore, the computational complexity of our solution reduces to the construction of the adjacency matrix $\mathbf{W} = \mathbf{H} \circ S_{t, \varepsilon}(\mathbf{p})$, which can be achieved in $O(d^2)$ time and space per optimization step by computing each arc as $\mathbf{W}_{uv} = \mathbf{H}_{uv} \cdot \sigma((\mathbf{p}_v - \mathbf{p}_u - \varepsilon)/t)$. In the literature, NOCURL proposed a slightly similar model motivated by Hodge Theory (Hodge, 1989) where each arc is modeled as $\mathbf{W}_{uv} = \mathbf{H}_{uv} \cdot \text{ReLU}(\mathbf{p}_v - \mathbf{p}_u)$. To avoid a significant performance drop, their formulation requires a preliminary solution from a constrained optimization problem and does not jointly learn the parameters corresponding to our adjacencies and priorities. In the following, we describe how COSMO effectively reduces to an unconstrained problem and avoids evaluating acyclicity altogether.

Temperature Annealing. The smooth orientation matrix $S_{t,\varepsilon}(\mathbf{p})$ represents an acyclic orientation only in the limit of the temperature $t \rightarrow 0$. Nonetheless, the gradient loss vanishes whenever the temperature tends to zero. In fact, for an arbitrary loss function \mathcal{L} , we can decompose the gradient of each component \mathbf{p}_u of the priority vector as follows

$$\frac{\partial \mathcal{L}(\mathbf{W})}{\partial \mathbf{p}_u} = \sum_{v \in V} \frac{\partial \mathcal{L}(\mathbf{W})}{\partial \mathbf{W}_{uv}} \cdot \frac{\partial \mathbf{W}_{uv}}{\partial \mathbf{p}_u} + \frac{\partial \mathcal{L}(\mathbf{W})}{\partial \mathbf{W}_{vu}} \cdot \frac{\partial \mathbf{W}_{vu}}{\partial \mathbf{p}_u}, \quad (8)$$

$$\frac{\partial \mathbf{W}_{uv}}{\partial \mathbf{p}_u} = -\frac{\mathbf{H}_{uv}}{t} \sigma_{t,\varepsilon}(\mathbf{p}_v - \mathbf{p}_u) (1 - \sigma_{t,\varepsilon}(\mathbf{p}_v - \mathbf{p}_u)) \quad (9)$$

$$\frac{\partial \mathbf{W}_{vu}}{\partial \mathbf{p}_u} = \frac{\mathbf{H}_{vu}}{t} \sigma_{t,\varepsilon}(\mathbf{p}_v - \mathbf{p}_u) (1 - \sigma_{t,\varepsilon}(\mathbf{p}_v - \mathbf{p}_u)). \quad (10)$$

Therefore, by property of the sigmoidal function $\sigma_{t,\varepsilon}$ it holds that both $\partial \mathbf{W}_{vu} / \partial \mathbf{p}_u$ and $\partial \mathbf{W}_{uv} / \partial \mathbf{p}_u$ tend to zero for $t \rightarrow 0$. To handle this issue, we tackle the optimization problem by progressively reducing the temperature during training. In practice, we perform cosine annealing from an initial positive value t_{start} to a significantly lower target value $t_{\text{end}} \approx 0$. We further motivate our choice by showing the existence of an upper bound on the acyclicity of the orientation matrix that is a monotone increasing function of the temperature. Therefore, temperature annealing effectively decreases the acyclicity upper bound during training of the *smooth* orientation and, consequently, of the adjacencies.

Theorem 2. Let $\mathbf{p} \in \mathbb{R}^d$ be a priority vector, $\varepsilon > 0$ be a strictly positive threshold, and $t > 0$ be a strictly positive temperature. Then, given the smooth orientation matrix $S_{t,\varepsilon}(\mathbf{p}) \in \mathbb{R}^{d \times d}$, it holds

$$h(S_{t,\varepsilon}(\mathbf{p})) \leq e^{d\alpha} - 1, \quad (11)$$

where $h(S_{t,\varepsilon}(\mathbf{p})) = \text{tr}(e^{S_{t,\varepsilon}(\mathbf{p})}) - d$ is the NOTEARS acyclicity constraint and $\alpha = \sigma(-\varepsilon/t)$.

Proof. We report the proof in Appendix B. □

Direct Matrix Regularization. To contrast the discovery of spurious arcs we perform feature selection by applying L1 regularization on the adjacency matrix \mathbf{H} . Further, during the annealing procedure, even if a vertex u precedes v in the partial order $\prec_{\mathbf{p},\varepsilon}$, the weight of the opposite arc $v \rightarrow u$ in the smooth orientation matrix will only be approximately zero. Therefore, sufficiently large values of the weighted adjacency matrix \mathbf{H} , might still lead to undesirable cyclic paths during training. To avoid this issue, we regularize the L2-norm of the non-oriented adjacency matrix.

Priority Vector Regularization. Other than for small temperature values, the partial derivatives in Equations 9 and 10 tend to zero whenever the priorities distances $|\mathbf{p}_v - \mathbf{p}_u|$ tend to infinity. Therefore, we regularize the L2-norm of the priority vector. For the same reason, we initialize each component from the normal distribution $\mathbf{p}_u \sim \mathcal{N}(0, \varepsilon^2/2)$, so that each difference follows the normal distribution $\mathbf{p}_v - \mathbf{p}_u \sim \mathcal{N}(0, \varepsilon^2)$. We provide further details on initialization in Appendix A.3.

Optimization Problem. We formalize COSMO as the differentiable and unconstrained problem

$$\min_{\mathbf{H} \in \mathbb{R}^{d \times d}, \mathbf{p} \in \mathbb{R}^d} \mathcal{L}(\mathbf{H} \circ S_{t,\varepsilon}(\mathbf{p})) + \lambda_1 \|\mathbf{H}\|_1 + \lambda_2 \|\mathbf{H}\|_2 + \lambda_p \|\mathbf{p}\|_2, \quad (12)$$

where $\lambda_1, \lambda_2, \lambda_p$ are the regularization coefficients for the adjacencies and the priorities. As the regularization coefficients $\boldsymbol{\lambda} = \{\lambda_1, \lambda_2, \lambda_p\}$, the initial temperature t_{start} , the target temperature t_{end} , and the shift ε are hyperparameters of our proposal. Nonetheless, Theorem 2 can guide the choice of the final temperature value and the shift to guarantee a maximum tolerance on the acyclicity of the smooth orientation matrix.

5 Experiments

We present an experimental comparison of COSMO against related acyclic structure learning approaches. Our method operates on possibly full-rank graphs and ensures the exact acyclicity of the solution. Therefore, we focus on algorithms providing the same guarantees and under the same conditions. Namely, we confront with the structure learning performance and execution time of NOTEARS (Zheng et al., 2018), NOCURL (Yu et al., 2021), and DAGMA (Bello et al., 2022). As previously discussed, NOCURL proposes a similar model with a substantially different optimization scheme. To highlight the importance of both our parameterization and optimization scheme, we also compare with an entirely unconstrained variant of the algorithm where we directly train the variables ordering without any preliminary solution. In the results, we refer to this variant as NOCURL-U.

Table 2: Experimental results on linear ER-4 acyclic graphs with different noise terms and sizes. For each algorithm, we report mean and standard deviation over five independent runs of the AUC metric and the time in seconds. We highlight in bold the **best** result and in italic bold the *second best* result. The reported duration of NOCURL includes the time to retrieve the necessary preliminary solution using an acyclicity constraint. We denote as NOCURL-U the quadratic version of NOCURL. Complete results on additional metrics and graph types are in Appendix E.

d	Algorithm	Gauss		Exp		Gumbel	
		AUC	Time	AUC	Time	AUC	Time
30	COSMO	<i>0.984</i> ± 0.02	88 ± 2	<i>0.989</i> ± 0.01	89 ± 3	0.914 ± 0.10	87 ± 2
	DAGMA	0.985 ± 0.01	781 ± 192	<i>0.986</i> ± 0.02	744 ± 75	<i>0.973</i> ± 0.02	787 ± 86
	NOCURL	0.967 ± 0.01	822 ± 15	0.956 ± 0.02	826 ± 24	0.915 ± 0.04	826 ± 17
	NOCURL-U	0.694 ± 0.06	226 ± 5	0.694 ± 0.05	212 ± 5	0.678 ± 0.05	212 ± 5
	NOTEARS	0.973 ± 0.02	5193 ± 170	0.966 ± 0.03	5579 ± 284	0.981 ± 0.01	5229 ± 338
100	COSMO	0.961 ± 0.03	99 ± 2	<i>0.985</i> ± 0.01	99 ± 2	<i>0.973</i> ± 0.01	98 ± 1
	DAGMA	0.982 ± 0.01	660 ± 141	<i>0.986</i> ± 0.01	733 ± 109	0.986 ± 0.01	858 ± 101
	NOCURL	0.962 ± 0.01	1664 ± 14	0.950 ± 0.02	1655 ± 28	0.962 ± 0.01	1675 ± 34
	NOCURL-U	0.682 ± 0.05	267 ± 10	0.693 ± 0.05	242 ± 4	0.663 ± 0.04	247 ± 9
	NOTEARS	0.963 ± 0.01	11000 ± 339	0.972 ± 0.01	10880 ± 366	0.969 ± 0.00	11889 ± 343
500	COSMO	<i>0.933</i> ± 0.01	436 ± 81	0.986 ± 0.00	390 ± 102	0.982 ± 0.01	410 ± 106
	DAGMA	0.980 ± 0.00	2485 ± 365	<i>0.984</i> ± 0.01	2575 ± 469	0.980 ± 0.00	2853 ± 218
	NOCURL-U	0.683 ± 0.05	1546 ± 304	0.715 ± 0.03	1488 ± 249	0.728 ± 0.05	1342 ± 209

We base our empirical analysis on the testbed originally introduced by Zheng et al. (2018) and then adopted as a benchmark by all followup methods. In particular, we test continuous approaches on randomly generated Erdős-Rényi (ER) and scale-free (SF) graphs of increasing size and for different exogenous noise types. For each method, we perform structure learning by minimizing the Mean Squared Error (MSE) of a model on a synthetic dataset using the Adam optimizer (Kingma and Ba, 2015). In Appendix C, we report further details on the implementation of COSMO, the baselines, and the datasets.

5.1 Evaluation Overview

In line with previous work, we retrieve the binary adjacency matrix by thresholding the learned weights against a small threshold $\omega = 0.3$ (Zheng et al., 2018). While COSMO guarantees the solution to be acyclic, we maintain the thresholding step to prune correctly oriented but spurious arcs. Then, we measure the Normalized Hamming Distance (NHD) between the solution and the ground-truth as the sum of missing, extra, or incorrect edges divided by the number of nodes. In general, testing weights against a fixed threshold might limit the retrieval of significant arcs with small coefficients in the true model (Xu et al., 2022). For this reason, we also compute the Area under the ROC curve (AUC), which describes the trade-off between the True Positive Rate (TPR) and the False Positive Rate (FPR) for increasing values of the weight threshold (Heinze-Deml et al., 2018). Due to space limitations, we only report in the main body the AUC results, which is the most comprehensive score. Detailed results for other metrics, including NHD, are provided in the Appendices.

5.2 Results Discussion

By looking at the AUC of the learned graphs, we observe that COSMO consistently achieves results that are comparable and competitive with those from constrained-optimization solutions such as DAGMA or NOTEARS across different graph sizes and noise types (Table 2). This empirically confirms the approximation properties of COSMO, which can reliably discover DAGs without resorting to explicit acyclicity constraints.

Furthermore, COSMO performs better than NOCURL on most datasets. We recall that the latter is the only existing structure learning approach combining constrained and unconstrained optimization. As pointed out in Yu et al. (2021), we also observe that the discovery performance of NOCURL drops when optimizing the variable ordering instead of inferring it from a preliminary solution. The fact that COSMO outperforms NOCURL-U on all datasets highlights the substantial role and effect of our *smooth* orientation formulation and our optimization scheme for learning the topological

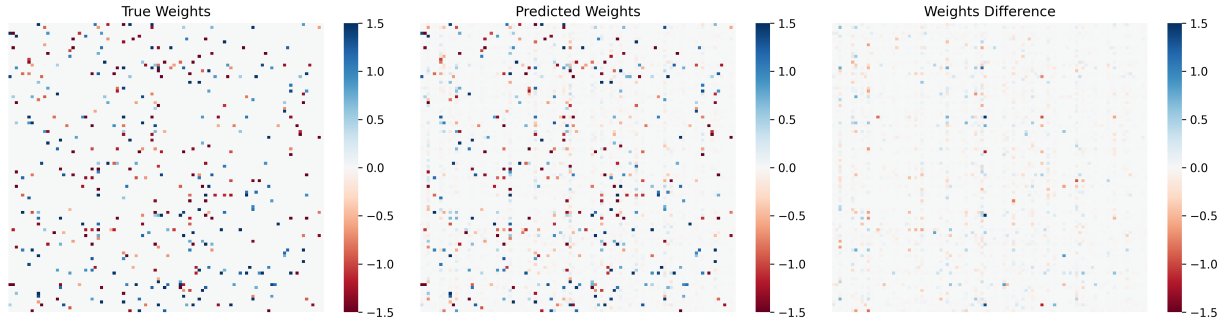


Figure 4: Visualization of the weighted adjacency matrix learned by COSMO (ER4, Gaussian noise, 100 nodes) against the ground truth. We also report the difference between the ground-truth and the learned weights. By thresholding the learned weighted adjacency matrix, COSMO correctly classifies most true (TPR = 0.96) and non-existing arcs (FPR = 0.01), resulting in a limited number of errors (NHD = 0.93) due to the narrow difference in the retrieved weights.

ordering of variables from data in an unconstrained way. Overall, our proposal achieves, on average, the best or the second-best result for the AUC metric across all the analyzed datasets and correctly classifies arcs also for large graphs (Figure 4). Further, as we extensively report in Appendix E for different graph size and noise terms, our non-linear extension obtains comparable performances with DAGMA-MLP in significantly less time.

Unsurprisingly, due to its quadratic computational complexity, COSMO is significantly faster than constrained methods on all datasets, especially for increasing graph sizes. Notably, despite employing early stopping conditions for convergence, all competing methods incur in the cost of solving multiple optimization problems with higher computational cost per step (Figure 3). In particular, while the unconstrained variant NOCURL-U has a comparable per-epoch average time cost, for a substantially worse graph recovery performance, NOCURL overall pays the need for a preliminary solution computed with an acyclicity constraint. Therefore, already for graphs with 500 nodes, only COSMO, DAGMA, and NOCURL-U return a solution before hitting our wall time limit. Finally, we observe that the cubic computational complexity of DAGMA significantly emerges when dealing with large graphs. Therefore, despite the effective underlying optimizations on the log-determinant computation, DAGMA’s acyclicity constraint still affects scalability.

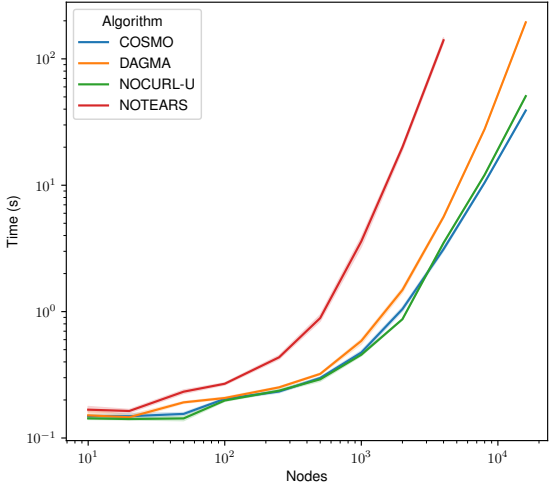


Figure 3: Average duration of a training epoch for an increasing number of nodes on five independent runs on random ER-4 DAGs.

Given the proposed parameterization, COSMO requires particular care in the choice of the regularization hyperparameters. In particular, we carefully considered the importance of regularizing the priority vector, which constitutes one of our main differences with previous structure learning approaches. We found that our hyperparameter validation procedure consistently returned relatively low priority regularization values ($\lambda_p \approx 1e-3$). However, while it might benefit structure learning for larger graphs, ablating priority regularization results in a non-negligible performance drop for smaller graphs (Table 3).

6 Conclusion

We introduced COSMO, an unconstrained and continuous approach for learning an acyclic graph from data. Our novel definition of *smooth* orientation matrix ensures acyclicity of the solution without requiring the evaluation of computationally expensive constraints. Furthermore, we prove that annealing the temperature of our smooth acyclic orientation corresponds to decreasing an upper bound on the widely adopted acyclicity relaxation from NOTEARS. Overall, our empirical analysis showed that COSMO performs comparably to constrained methods in significantly less time. Notably, our proposal significantly outperforms the only existing work *partially* optimizing in the space of

Table 3: Ablation test of the priority regularization term λ_p on DAGs with different noise terms and sizes. We name the configuration without priority regularization as COSMO-NP and report mean and standard deviation over five independent runs. For each configuration, the **best** result is in bold.

Graph	d	Algorithm	NHD	TPR	AUC
ER4	30	<u>COSMO</u>	0.867 ± 1.01	0.953 ± 0.04	0.984 ± 0.02
		COSMO-NP	1.893 ± 0.92	0.870 ± 0.07	0.937 ± 0.05
	100	<u>COSMO</u>	1.388 ± 0.69	0.917 ± 0.04	0.961 ± 0.03
		COSMO-NP	1.570 ± 0.56	0.935 ± 0.04	0.974 ± 0.02
ER6	30	<u>COSMO</u>	4.087 ± 1.12	0.838 ± 0.06	0.921 ± 0.04
		COSMO-NP	4.153 ± 2.38	0.819 ± 0.12	0.885 ± 0.09
	100	<u>COSMO</u>	9.476 ± 3.01	0.771 ± 0.08	0.911 ± 0.05
		COSMO-NP	9.804 ± 2.90	0.848 ± 0.05	0.941 ± 0.03

DAGs, NOCURL, and its completely unconstrained variant NOCURL-U. Therefore, the analysis highlights the role of our parameterization, which does not incur the necessity of preliminary solutions and provably returns a DAG without ever evaluating acyclicity.

In recent years, several authors debated using continuous acyclic learners as full-fledged causal discovery algorithms (Reisach et al., 2021; Kaiser and Sipos, 2022; Ng et al., 2023). In this context, our empirical analysis of COSMO shares the same limitations of existing baselines and, exactly like them, might not be significant in the causal discovery scenario. However, acyclic optimization techniques are a fundamental component for continuous discovery approaches (Brouillard et al., 2020; Lorch et al., 2022). By reducing by an order of magnitude the necessary time to optimize an acyclic causal graph, COSMO opens up more scalable continuous causal discovery strategies, without sacrificing — as demonstrated in this work — the theoretical guarantees on DAGs approximation capabilities.

References

- Daphne Koller and Nir Friedman. *Probabilistic graphical models: principles and techniques*. MIT press, 2009.
- Judea Pearl. *Causality*. Cambridge university press, 2009.
- Peter Spirtes, Clark Glymour, and Richard Scheines. *Causation, Prediction, and Search, Second Edition*. Adaptive computation and machine learning. MIT Press, 2000.
- Matthew J Vowels, Necati Cihan Camgoz, and Richard Bowden. D’ya like dags? a survey on structure learning and causal discovery. *ACM Computing Surveys*, 55(4):1–36, 2022.
- Alexander Reisach, Christof Seiler, and Sebastian Weichwald. Beware of the simulated dag! causal discovery benchmarks may be easy to game. *Advances in Neural Information Processing Systems*, 34:27772–27784, 2021.
- Sébastien Lachapelle, Philippe Brouillard, Tristan Deleu, and Simon Lacoste-Julien. Gradient-based neural DAG learning. In *8th International Conference on Learning Representations, ICLR 2020, Addis Ababa, Ethiopia, April 26-30, 2020*. OpenReview.net, 2020. URL <https://openreview.net/forum?id=rklbKA4YDS>.
- Philippe Brouillard, Sébastien Lachapelle, Alexandre Lacoste, Simon Lacoste-Julien, and Alexandre Drouin. Differentiable causal discovery from interventional data. In H. Larochelle, M. Ranzato, R. Hadsell, M.F. Balcan, and H. Lin, editors, *Advances in Neural Information Processing Systems*, volume 33, pages 21865–21877. Curran Associates, Inc., 2020. URL https://proceedings.neurips.cc/paper_files/paper/2020/file/f8b7aa3a0d349d9562b424160ad18612-Paper.pdf.
- Lars Lorch, Scott Sussex, Jonas Rothfuss, Andreas Krause, and Bernhard Schölkopf. Amortized inference for causal structure learning. 2022. URL <https://openreview.net/forum?id=eV4JI-MMeX>.
- Xun Zheng, Bryon Aragam, Pradeep K Ravikumar, and Eric P Xing. Dags with no tears: Continuous optimization for structure learning. *Advances in neural information processing systems*, 31, 2018.
- Ignavier Ng, Biwei Huang, and Kun Zhang. Structure learning with continuous optimization: A sober look and beyond. *CoRR*, abs/2304.02146, 2023. doi: 10.48550/arXiv.2304.02146. URL <https://doi.org/10.48550/arXiv.2304.02146>.
- Kevin Bello, Bryon Aragam, and Pradeep Ravikumar. DAGMA: Learning DAGs via M-matrices and a Log-Determinant Acyclicity Characterization. In *Advances in Neural Information Processing Systems*, 2022.

- Hao-Chih Lee, Matteo Danieletto, Riccardo Miotto, Sarah T Cherng, and Joel T Dudley. Scaling structural learning with no-bears to infer causal transcriptome networks. In *PACIFIC SYMPOSIUM ON BIOCOMPUTING 2020*, pages 391–402. World Scientific, 2019.
- Zhen Zhang, Ignavier Ng, Dong Gong, Yuhang Liu, Ehsan Abbasnejad, Mingming Gong, Kun Zhang, and Javen Qinfeng Shi. Truncated matrix power iteration for differentiable dag learning. *Advances in Neural Information Processing Systems*, 35:18390–18402, 2022.
- Yue Yu, Tian Gao, Naiyu Yin, and Qiang Ji. Dags with no curl: An efficient dag structure learning approach. In *International Conference on Machine Learning*, pages 12156–12166. PMLR, 2021.
- Zhuangyan Fang, Shengyu Zhu, Jiji Zhang, Yue Liu, Zhitang Chen, and Yangbo He. Low rank directed acyclic graphs and causal structure learning. *CoRR*, abs/2006.05691, 2020.
- Romain Lopez, Jan-Christian Hütter, Jonathan Pritchard, and Aviv Regev. Large-scale differentiable causal discovery of factor graphs. *Advances in Neural Information Processing Systems*, 35:19290–19303, 2022.
- Bertrand Charpentier, Simon Kibler, and Stephan Günnemann. Differentiable dag sampling. *arXiv preprint arXiv:2203.08509*, 2022.
- Phillip Lippe, Taco Cohen, and Efstratios Gavves. Efficient neural causal discovery without acyclicity constraints. In *International Conference on Learning Representations*, 2022. URL <https://openreview.net/forum?id=eYciPrLuUhG>.
- Adrian Bondy and M. Ram Murty. *Graph Theory*. Graduate Texts in Mathematics. Springer-Verlag, 2008. ISBN 978-1-84628-969-9. URL <https://www.springer.com/gp/book/9781846289699>.
- Xun Zheng, Chen Dan, Bryon Aragam, Pradeep Ravikumar, and Eric Xing. Learning sparse nonparametric DAGs. In *Proceedings of the Twenty Third International Conference on Artificial Intelligence and Statistics*, pages 3414–3425. PMLR, 2020. URL <https://proceedings.mlr.press/v108/zheng20a.html>. ISSN: 2640-3498.
- Jorge Nocedal and Stephen J Wright. *Numerical optimization*. Springer, 1999.
- Sara van de Geer and Peter Bühlmann. ℓ_0 -penalized maximum likelihood for sparse directed acyclic graphs. *The Annals of Statistics*, 41(2):536–567, 2013.
- Po-Ling Loh and Peter Bühlmann. High-dimensional learning of linear causal networks via inverse covariance estimation. *The Journal of Machine Learning Research*, 15(1):3065–3105, 2014.
- William Vallance Douglas Hodge. *The theory and applications of harmonic integrals*. CUP Archive, 1989.
- Diederik P. Kingma and Jimmy Ba. Adam: A method for stochastic optimization. *3rd International Conference on Learning Representations, ICLR 2015, San Diego, CA, USA, May 7-9, 2015, Conference Track Proceedings*, 2015. URL <http://arxiv.org/abs/1412.6980>.
- Danru Xu, Erdun Gao, Wei Huang, and Mingming Gong. On the sparse dag structure learning based on adaptive lasso. *arXiv preprint arXiv:2209.02946*, 2022.
- Christina Heinze-Deml, Marloes H Maathuis, and Nicolai Meinshausen. Causal structure learning. *Annual Review of Statistics and Its Application*, 5:371–391, 2018.
- Marcus Kaiser and Maksim Sipos. Unsuitability of notears for causal graph discovery when dealing with dimensional quantities. *Neural Processing Letters*, 54(3):1587–1595, 2022.
- Ignavier Ng, Shengyu Zhu, Zhuangyan Fang, Haoyang Li, Zhitang Chen, and Jun Wang. Masked gradient-based causal structure learning. In *Proceedings of the 2022 SIAM International Conference on Data Mining (SDM)*, pages 424–432. SIAM, 2022.

A Deferred Proofs

A.1 Proof of Lemma 1

Lemma 1 *Let $\mathbf{W} \in \mathbb{R}^{d \times d}$ be a real matrix. Then, for any $\varepsilon > 0$, \mathbf{W} is the weighted adjacency matrix of a DAG if and only if it exists a priority vector $\mathbf{p} \in \mathbb{R}^d$ and a real matrix $\mathbf{H} \in \mathbb{R}^{d \times d}$ such that*

$$\mathbf{W} = \mathbf{H} \circ \mathbf{T}_{\prec_{\mathbf{p}, \varepsilon}}, \quad (13)$$

where $\mathbf{T}_{\prec_{\mathbf{p}, \varepsilon}} \in \{0, 1\}^{d \times d}$ is a binary orientation matrix such that

$$\mathbf{T}_{\prec_{\mathbf{p}, \varepsilon}}[uv] = \begin{cases} 1 & \text{if } u \prec_{\mathbf{p}, \varepsilon} v \\ 0 & \text{otherwise,} \end{cases} \quad (14)$$

for any $u, v \in V$.

Proof. Firstly, we prove the existence of a priority vector \mathbf{p} and an adjacency matrix \mathbf{H} for each weighted acyclic matrix \mathbf{W} of a directed acyclic graph $D = (V, A)$. Being a DAG, the arcs follow a strict partial order \prec on the vertices $V = \{1, \dots, d\}$. Therefore, it holds that

$$A \subseteq \{(u, v) \mid u \prec v\}. \quad (15)$$

Consequently, for an arbitrary topological ordering of the variables $\pi: V \rightarrow \{1, \dots, d\}$, which always exists on DAGs, we define the vector $\mathbf{p} \in \mathbb{R}^d$ such that

$$\mathbf{p}_u = \varepsilon \pi(u). \quad (16)$$

Given the following implications

$$u \prec v \implies \pi(v) > \pi(u) \quad (17)$$

$$\implies \mathbf{p}_v - \mathbf{p}_u = \varepsilon(\pi(v) - \pi(u)) \geq \varepsilon \quad (18)$$

$$\iff u \prec_{\mathbf{p}, \varepsilon} v, \quad (19)$$

it holds that the order $\prec_{\mathbf{p}, \varepsilon}$ contains the order \prec . Finally, we can define the adjacency matrix as $\mathbf{H} = \mathbf{W}$, where $\mathbf{W} = \mathbf{H} \circ \mathbf{T}_{\prec_{\mathbf{p}, \varepsilon}}$ holds since $\mathbf{T}_{\prec_{\mathbf{p}, \varepsilon}}[u, v] = 0$ only if $(u, v) \notin A$.

To prove that any priority vector \mathbf{p} and adjacency matrix \mathbf{H} represent a DAG, we first notice that, since the arcs follow a strict partial order, the orientation $\mathbf{T}_{\prec_{\mathbf{p}, \varepsilon}}$ is acyclic. Then, by element-wise multiplying any matrix \mathbf{H} we obtain a sub-graph of a DAG, which is acyclic by definition. \square

A.2 Proof of Theorem 1

Theorem 1 *Let $\mathbf{W} \in \mathbb{R}^{d \times d}$ be a real matrix. Then, for any $\varepsilon > 0$, \mathbf{W} is the weighted adjacency matrix of a DAG if and only if it exists a priority vector $\mathbf{p} \in \mathbb{R}^d$ and a real matrix $\mathbf{H} \in \mathbb{R}^{d \times d}$ such that*

$$\mathbf{W} = \mathbf{H} \circ \lim_{t \rightarrow 0} S_{t, \varepsilon}(\mathbf{p}), \quad (20)$$

where $S_{t, \varepsilon}(\mathbf{p})$ is the smooth orientation matrix of $\prec_{\mathbf{p}, \varepsilon}$.

Proof. By Lemma 1, we know that for any acyclic weighted adjacency matrix \mathbf{W} there exist a priority vector \mathbf{p} and a real matrix \mathbf{H} such that $\mathbf{W} = \mathbf{H} \circ \mathbf{T}_{\prec_{\mathbf{p}, \varepsilon}}$. Further, by Definition 1, the inner limit of Equation 20 solves to

$$\lim_{t \rightarrow 0} S_{t, \varepsilon}(\mathbf{p})_{uv} = \begin{cases} 1 & \mathbf{p}_v - \mathbf{p}_u > \varepsilon \\ 1/2 & \mathbf{p}_v - \mathbf{p}_u = \varepsilon \\ 0 & \mathbf{p}_v - \mathbf{p}_u < \varepsilon. \end{cases} \quad (21)$$

Therefore, we can define $\mathbf{H}' \in \mathbb{R}^{d \times d}$ such that

$$\mathbf{H}_{uv} = \begin{cases} 2\mathbf{H}'_{uv} & \mathbf{p}_v - \mathbf{p}_u = \varepsilon, \\ \mathbf{H}'_{uv} & \text{otherwise.} \end{cases}, \quad (22)$$

from which

$$\mathbf{W} = \mathbf{H} \circ \mathbf{T}_{\prec_{\mathbf{p}, \varepsilon}} = \mathbf{H}' \circ \lim_{t \rightarrow 0} S_{t, \varepsilon}(\mathbf{p}). \quad (23)$$

Then, to prove the counter-implication of Theorem 1, we notice that

$$\lim_{t \rightarrow 0} S_{t, \varepsilon}(\mathbf{p})_{uv} = 0 \iff \mathbf{p}_v - \mathbf{p}_u < \varepsilon \iff u \not\prec_{\mathbf{p}, \varepsilon} v. \quad (24)$$

Therefore, since the smooth orientation contains an arc if and only if the vertex respect the strict partial order $\prec_{\mathbf{p}, \varepsilon}$, it is acyclic. Consequently, as in Lemma 1, the element-wise product with an acyclic matrix results in a sub-graph of a DAG, which is also acyclic by definition. \square

A.3 Priority Vector Initialization

By independently sampling each priority component from a Normal distribution $\mathcal{N}(\mu, s^2/2)$, each difference is consequently sampled from the distribution $\mathcal{N}(0, s^2)$. Therefore, we seek a value for the standard deviation s that maximizes the partial derivative

$$\frac{\partial \mathbf{W}_{uv}}{\partial \mathbf{p}_u} = \frac{\mathbf{H}_{uv}}{t} \sigma_{t,\varepsilon}(\mathbf{p}_v - \mathbf{p}_u) (1 - \sigma_{t,\varepsilon}(\mathbf{p}_v - \mathbf{p}_u)). \quad (25)$$

for arbitrary vertices u, v . Given the definition of the tempered-shifted sigmoid function, this object has maximum in $\mathbf{p}_v - \mathbf{p}_u = \varepsilon$. Therefore, by setting the variance as $s^2 = \varepsilon^2$, we maximize the density function of the point $\mathbf{p}_v - \mathbf{p}_u = \varepsilon$ in the distribution $\mathcal{N}(0, s^2)$.

B Smooth Acyclic Orientations and the Acyclicity Constraint

In this section, we present the proof for the upper bound on the acyclicity of a smooth acyclic orientation matrix. To this end, we introduce two auxiliary and novel lemmas. Firstly, we introduce a lemma which binds the product of a sigmoid on a sequence of values with zero sum (Lemma 2). Then, we introduce another lemma on the sum of the priority differences in a cyclic path (Lemma 3). Finally, we are able to prove the acyclicity upper bound from Theorem 2.

Lemma 2. (*Sigmoid Product Upper Bound*) *Let $\{x_i\}$ be a sequence of n real numbers such that*

$$\sum_{i=1}^n x_i = 0.$$

Then, for any temperature $t > 0$ and shift $\varepsilon \geq 0$, it holds that

$$\prod_{i=1}^n \sigma_{t,\varepsilon}(x_i) \leq \alpha^n,$$

where $\alpha = \sigma(-\varepsilon/t)$ is the value of the tempered and shifted sigmoid in zero.

Proof. Before starting, we invite the reader to notice that, for any temperature $t > 0$, if the sum of the sequence $\{x_i\}$ is zero, then also the sequence $\{x_i/t\}$ sums to zero. Therefore, we omit the temperature in the following proof, and assume to divide beforehand all elements of the sequence by the temperature t . Further, we explicitly denote the shifted sigmoid by using the notation $\sigma(x_i - \varepsilon)$.

Firstly, we formulate the left-side of the inequality as

$$\prod_{i=1}^n \sigma(x_i - \varepsilon) = \prod_{i=1}^n \frac{e^{x_i - \varepsilon}}{1 + e^{x_i - \varepsilon}} = \frac{\prod_{i=1}^n e^{x_i - \varepsilon}}{\prod_{i=1}^n (1 + e^{x_i - \varepsilon})} = \frac{e^{\sum_{i=1}^n x_i - n\varepsilon}}{\prod_{i=1}^n (1 + e^{x_i - \varepsilon})} = \frac{e^{-n\varepsilon}}{\prod_{i=1}^n (1 + e^{x_i - \varepsilon})}.$$

Similarly, we rewrite the right side as

$$\alpha^n = \sigma(-\varepsilon)^n = \left(\frac{e^{-\varepsilon}}{\prod_{i=1}^n (1 + e^{-\varepsilon})} \right)^n = \frac{e^{-n\varepsilon}}{(1 + e^{-\varepsilon})^n}.$$

Therefore, proving the left-side smaller or equal than the right-side, reduces to proving the left-denominator is larger than the right-denominator. Formally,

$$\prod_{i=1}^n (1 + e^{x_i - \varepsilon}) \geq (1 + e^{-\varepsilon})^n,$$

or equivalently, by applying the logarithmic function,

$$\sum_{i=1}^n \log(1 + e^{x_i - \varepsilon}) \geq n \log(1 + e^{-\varepsilon}). \quad (26)$$

To further ease the notation, we refer to the left side of inequality 26, as the target function

$$T(x) = \sum_{i=1}^n \log(1 + e^{x_i - \varepsilon}).$$

In particular, to prove 26, we show that

$$\min_x T(x) = n \log(1 + e^{-\varepsilon}), \quad (27)$$

for $x = \vec{0}$, which is the only stationary point due to the convexity of the target function.

Without loss of generality, we derive the partial derivative of the component x_1 on the target function $T(x)$. To constraint the components sum to zero, we consider the components $\{x_i\}$ for $i > 2$ as free, and then $x_2 = -x_1 - \sum_{i=3}^n x_i$ as a function of the remaining. The choice of x_1, x_2 is independent from the components ordering, and thus applies to any possible pair. Consequently,

$$\frac{\partial T(x)}{\partial x_1} = \frac{\partial(\log(1 + e^{x_1 - \varepsilon}) + \log(1 + e^{-x_1 - \sum_{i=3}^n x_i - \varepsilon}) + \sum_{i=3}^n \log(1 + e^{x_i - \varepsilon}))}{\partial x_1} \quad (28)$$

$$= \frac{\partial(\log(1 + e^{x_1 - \varepsilon}) + \log(1 + e^{-x_1 - \sum_{i=3}^n x_i - \varepsilon}))}{\partial x_1} \quad (29)$$

$$= \sigma(x_1 - \varepsilon) - \sigma(-x_1 - \sum_{i=3}^n x_i - \varepsilon). \quad (30)$$

Since $\sigma(-\varepsilon) = \sigma(-\varepsilon)$, the equation is satisfied, for any component x_i , by $x = \vec{0}$,

We finally prove Inequality 26, by showing that the value of the target function $T(x)$, in its only stationary point $x = \vec{0}$, equals the bound. Formally,

$$T(\vec{0}) = \sum_{i=1}^n \log(1 + e^{-\varepsilon}) \quad (31)$$

$$= n \log(1 + e^{-\varepsilon}). \quad (32)$$

□

Lemma 3. (*Sum of Differences in Cycle*) Let $\{p_i\}$ be a sequence of $n + 1$ real numbers such that $p_1 = p_{n+1}$. Then, let $\{\delta_i\}$ be a sequence of n numbers such that $\delta_i = p_{i+1} - p_i$. Then,

$$\sum_{i=1}^n \delta_i = 0. \quad (33)$$

Proof. The proof is immediate from the following sequence of equations:

$$\sum_{i=1}^n \delta_i = \sum_{i=1}^n p_{i+1} - p_i = -p_1 + \sum_{i=2}^n p_i - p_i + p_{n+1} = 0.$$

□

Theorem 3. (*Orientation Acyclicity Upper Bound*) Let $\mathbf{W} \in \mathbb{R}^{d \times d}$ be a real matrix. Then, for any $\varepsilon > 0$, \mathbf{W} is the weighted adjacency matrix of a DAG if and only if it exists a priority vector $\mathbf{p} \in \mathbb{R}^d$ and a real matrix $\mathbf{H} \in \mathbb{R}^{d \times d}$ such that

$$\mathbf{W} = \mathbf{H} \circ \lim_{t \rightarrow 0} S_{t, \varepsilon}(\mathbf{p}), \quad (34)$$

where $S_{t, \varepsilon}(\mathbf{p})$ is the smooth orientation matrix of $\prec_{\mathbf{p}, \varepsilon}$.

Proof. The left side of Inequality 34 corresponds to the following infinite series

$$\begin{aligned} \text{tr}(e^{\mathbf{P}}) - d &= \sum_{k=0}^{\infty} \frac{1}{k!} \text{tr}(\mathbf{P}^{(k)}) - d \\ &= \sum_{k=1}^{\infty} \frac{1}{k!} \text{tr}(\mathbf{P}^{(k)}) \end{aligned}$$

where $\mathbf{P}^{(k)}$ is the matrix power defined as $\mathbf{P}^{(k)} = \mathbf{P}^{(k-1)} \mathbf{P}$ and $\mathbf{P}^0 = \mathbf{I}$.

By definition of matrix power, the u -th element on the diagonal of $\mathbf{P}^{(k)}$ equals to

$$\begin{aligned} \mathbf{P}_{uu}^{(k)} &= \sum_{v_1 \in V} \mathbf{P}_{v_1, u}^{(k-1)} \mathbf{P}_{u, v_1} \\ &= \sum_{v_1 \in V} \cdots \sum_{v_{k-1} \in V} \mathbf{P}_{u, v_1} \left(\prod_{i=1}^{k-2} \mathbf{P}_{v_i, v_{i+1}} \right) \mathbf{P}_{v_{k-1}, u}. \end{aligned}$$

Intuitively, the u -th element on the diagonal of $\mathbf{P}^{(k)}$ amounts to the sum of all possible paths starting and ending in the variable X_u . Therefore, being the same node, the priority of the first and the last node in the path are equal by definition. Consequently, by Lemma 3, the difference between the priorities sums to zero. For this reason, given Lemma 2, it holds that the product of the corresponding sigmoids is smaller or equal than α^k . Therefore,

$$\begin{aligned} \mathbf{P}_{uu}^{(k)} &= \sum_{v_1 \in V} \cdots \sum_{v_{k-1} \in V} \mathbf{P}_{u, v_1} \left(\prod_{i=1}^{k-2} \mathbf{P}_{v_i, v_{i+1}} \right) \mathbf{P}_{v_{k-1}, u} \\ &\leq \sum_{v_1 \in V} \cdots \sum_{v_{k-1} \in V} \alpha^k \\ &= d^{k-1} \alpha^k. \end{aligned}$$

Consequently, we upper bound the trace of the orientation matrix power as

$$\text{tr}(\mathbf{P}^{(k)}) = \sum_{u=1}^d \mathbf{P}_{uu}^{(k)} \leq d^k \alpha^k.$$

Finally, we are able to prove the Theorem as

$$\begin{aligned} \text{tr}(e^{\mathbf{P}}) - d &= \sum_{k=0}^{\infty} \frac{1}{k!} \text{tr}(\mathbf{P}^{(k)}) - d \\ &= \sum_{k=1}^{\infty} \frac{1}{k!} \text{tr}(\mathbf{P}^{(k)}) \\ &\leq \sum_{k=1}^{\infty} \frac{1}{k!} d^k \alpha^k \\ &= -1 + e^{d\alpha}, \end{aligned}$$

where the last passage is due to the Taylor series of the exponential function. \square

C Implementation Details

In this section, we discuss the significant aspects of our implementation. We run all the experiments on our internal cluster of Intel(R) Xeon(R) Gold 5120 processors, totaling 56 CPUs per machine. We report details on the evaluation (C.1), the data generation procedure (C.2), and the models (C.4).

C.1 Evaluation Procedure

We ensure a fair comparison by selecting the best hyperparameters for each implemented method on each dataset. We describe the hyperparameter space for each algorithm in the following subsections. Firstly, we sample fifty random configurations from the hyperparameter space. Since the hyperparameter space of COSMO also includes temperature and shift values, we extract more hyperparameters (200 – 800). Due to the significant speedup of COSMO, hyperparameter searches take a comparable amount of time, with NOTEARS being significantly longer on small graphs as well. Then, we test each configuration on five randomly sampled DAGs. We select the best hyperparameters according to the average AUC value. Finally, we perform a validation step by running the best configuration on five new random graphs.

To report the duration of each method, we track the time difference from the start of the fitting procedure up to the evaluation process, excluded. For constrained methods, this includes all the necessary adjustments between different problems. For COSMO, it contains the annealing of the temperature between training epochs.

Following previous work, we recover the binary adjacency matrix \mathbf{A} of the retrieved graph by thresholding the learned weights \mathbf{W} with a small constant $\omega = 0.3$. Formally, $\mathbf{A} = |\mathbf{W}| > \omega$.

C.2 Synthetic Data

As we remarked in the main body, continuous approaches are particularly susceptible to data normalization and might exploit variance ordering between variables (Reisach et al., 2021). Therefore, empirical results on simulated datasets that do not explicitly control this condition might not generalize to real-world scenarios. Nonetheless, our proposal aims at defining a faster parameterization that could replace existing continuous approaches as a building block in more complex discovery solutions. Therefore, as initially done by Zheng et al. (2018) and subsequent work, we tested COSMO and the remaining baselines in the usual synthetic testbed without normalizing the variance.

We include in our code the exact data generation process from the original implementation of NOTEARS.¹ Therefore, the dataset generation procedure firstly produces a DAG with either the Erdős–Rényi (ER) or the scale-free Barabási-Albert (SF) models. Then, it samples 1000 independent observations. In the linear case, the generator simulates equations of the form

$$f_i(x) = \mathbf{W}_i^\top x + z_i, \quad (35)$$

where we sample each weight \mathbf{W}_{ij} from the uniform distribution $\mathcal{U}(-2, -0.5) \cup (0.5, 2)$ and each noise term z_i from either the Normal, Exponential ($\lambda = 1$), or Gumbel ($\mu = 0, \beta = 1$) distributions. In the non-linear case, we simulate an additive noise model with form

$$f_i(x) = g_i(x) + z_i, \quad (36)$$

where g_i is a randomly initialized Multilayer Perceptron (MLP) with 100 hidden units and the noise term z_i is sampled from the Normal Distribution $\mathcal{N}(0, 1)$.

C.3 Non-Linear Relations

While linearity is a common assumption, the interaction between variables might be described by more complex and possibly non-linear models. To this end, we generalize COSMO to represent non-linear relations between variables. To ease the comparison, we follow the non-linear design of NOTEARS-MLP (Zheng et al., 2020) and DAGMA-MLP (Bello et al., 2022). However, it is worth mentioning that this is only one of the possible approaches for non-linear relations and that COSMO parameterization could be easily extended to mask the input of a neural network instead of the weights, as done by Ng et al. (2022) or Brouillard et al. (2020). Similarly to NOTEARS (Zheng et al., 2020), we model the outcome of each variable X_u with a neural network $f_u: \mathbb{R}^d \rightarrow \mathbb{R}$, where we distinguish between the first-layer weights $\mathbf{H}^u \in \mathbb{R}^{d \times h}$, for h distinct neurons, and the remaining parameters Φ_u . We ensure acyclicity by considering each weight matrix \mathbf{H}^u as the u -th slice on the first dimension of a tensor $\mathbf{H} \in \mathbb{R}^{d \times d \times h}$. Intuitively, each entry \mathbf{H}_{vi}^u represents the weight from the variable X_u to the i -th neuron in the first layer of the MLP f_v . Then, we broadcast the element-wise multiplication of a smooth orientation matrix on the hidden dimensions. Formally, we model the structural equation of each variable X_u as

$$f_u(x) = g_u(\varphi(x^\top [\mathbf{H} \circ S_{t,\varepsilon}(\mathbf{p})]^u); \Phi_u), \quad (37)$$

where φ is an activation function and g_u is a Multilayer Perceptron (MLP) with weights Φ_u . By applying each MLP f_u to each variable X_u , we define the overall SEM as the function $f: \mathbb{R}^d \rightarrow \mathbb{R}^d$, which depends on the parameters $\Phi = \{\Phi_u\}$, on the weight tensor \mathbf{H} , and the priority vector \mathbf{p} . Therefore, we formalize the non-linear extension of COSMO as the following problem

$$\min_{\mathbf{H} \in \mathbb{R}^{d \times d \times d}, \mathbf{p} \in \mathbb{R}^d, \Phi} \mathcal{L}(\mathbf{H} \circ S_{t,\varepsilon}(\mathbf{p}), \Phi) + \lambda_1 \|\mathbf{H}\|_1 + \lambda_2 \|\mathbf{H}\|_2 + \lambda_p \|\mathbf{p}\|_2. \quad (38)$$

C.4 Models

Since we focus on the role of acyclic learners as a building block within more comprehensive discovery solutions, we slightly detach from experimental setups considering such algorithms as standalone structure learners. Therefore, instead of dealing with full-batch optimization, we perform mini-batch optimization with batch size $B = 64$. Similarly, instead of explicitly computing the gradient of the loss function, we implement all methods in PyTorch to exploit automatic differentiation. By avoiding differentiation and other overhead sources, the time expenses results are not directly comparable between our implementations and the results reported in the original papers. However, our implementation choices are common to works that employed NOTEARS *et similia* to ensure the acyclicity of the solution (Lachapelle et al., 2020; Brouillard et al., 2020; Lopez et al., 2022).

By checking the convergence of the model, both NOTEARS, DAGMA, and NOCURL can dynamically stop the optimization procedure. On the other hand, COSMO requires a fixed number of epochs in which to anneal the temperature value. For

¹NOTEARS implementation is published with Apache license at <https://github.com/xunzheng/notears>.

Table 4: Hyperparameter ranges and values for COSMO.

Hyperparameter	Range/Value
Learning Rate	(1e-3, 1e-2)
λ_1	(1e-4, 1e-3)
λ_2	(1e-3, 5e-3)
λ_p	(1e-3, 3e-3)
t_{start}	0.45
t_{end}	(5e-4, 1e-3)
ε	(5e-3, 2e-2)

a fair comparison, while we stop optimization problems after a maximum of 5000 training iterations, we do not disable early-stopping conditions on the baselines. Therefore, when sufficiently large, the maximum number of epochs should not affect the overall execution time of the methods. For COSMO, we interrupt the optimization after 2000 epochs. For the non-linear version of DAGMA, we increased the maximum epochs to 7000. Overall, we interrupt the execution of an algorithm whenever it hits a wall time limit of 20000 seconds.

As previously discussed in Subsection C.1, we perform a hyperparameter search on each model for each dataset. In particular, we sampled the learning rate from the range (1e-4, 1e-2) and the regularization coefficients from the interval (1e-4, 1e-1). For the specific constrained optimization parameters, such as the number of problems or decay factors, we replicated the baseline parameters, for which we point the reader to the original papers or our implementation. For COSMO, we sample hyperparameters from the ranges in Table 4, given our theoretical findings on the relation between acyclicity and temperature (Theorem 2), we ensure sufficiently small acyclicity values. In the non-linear variant, we employ Multilayer Perceptrons with $h = 10$ hidden units for each variable.

D Detailed Comparison with Related Works

D.1 Comparison with ENCO

Lippe et al. (2022) propose to learn a directed acyclic graph by jointly learning the probability of an arc being present and of the arc direction. The overall method, named ENCO, defines the probability of a direct edge $X_u \rightarrow X_v$ as

$$\mathbf{W}_{uv} = \sigma(\mathbf{H}_{uv}) \cdot \sigma(\mathbf{P}_{uv}), \quad (39)$$

where $\mathbf{H} \in \mathbb{R}^{d \times d}$ and $\mathbf{P} \in \mathbb{R}^{d \times d}$ are free parameters and σ is the sigmoid function. Although similar to our formulation, ENCO defines arc orientations as a matrix that might be cyclic. In fact, the matrix \mathbf{P} does not ensure the transitivity property that an orientation matrix grants instead. However, the authors proved that, in the limit of the number of samples from the interventional distribution, ENCO will converge to a directed acyclic graph. In comparison, our formulation always converges to a directed acyclic graph and is thus adapt to perform structure learning in the observational context.

D.2 Comparison with NOCURL

NOCURL (Yu et al., 2021) proposes to parameterize a DAG as a function of a d -dimensional vector and a directed possibly cyclic graph. By adopting our notation, introduced in Section 4, we could report their decomposition as

$$\mathbf{W}_{uv} = \mathbf{H}_{uv} \cdot \text{ReLU}(\mathbf{p}_v - \mathbf{p}_u), \quad (40)$$

for an arbitrary weight from node X_u to node X_v . Compared to our definition, the use ReLU does not correspond to the approximation of an orientation matrix. In fact, the distance between the priorities directly affects the weight. Instead, by employing the shifted-tempered sigmoid in the definition of smooth acyclic orientation, in COSMO the priorities only determine whether an arc is present between two variables. Further, NOCURL requires a preliminary solution from which to extract the topological ordering of the variables. In turn, such preliminary solution requires the use of an acyclicity constraint in multiple optimization problems. Therefore, in practice, NOCURL does not learn the variables ordering in an unconstrained way and adjusts adjacency weights in the last optimization problem.

E Additional Results

In this section, we report further results on simulated DAGs with different noise terms, graph types, and increasing numbers of nodes. For each algorithm, we present the mean and standard deviation of each metric on five independent

runs. We report the Area under the ROC Curve (AUC), the True Positive Ratio (TPR), and the Structural Hamming Distance normalized by the number of nodes (NHD). The reported duration of NOCURL includes the time to retrieve the necessary preliminary solution through two optimization problems regularized with the NOTEARS acyclicity constraint. We denote as NOCURL-U the variation of NOCURL that solves a unique unconstrained optimization problem without preliminary solution. When not immediate, we highlight in bold the **best** result and in italic bold the *second best* result. We do not report methods exceeding our wall time limit of 20000 seconds.

E.1 ER4 - Gaussian Noise

d	Algorithm	NHD	TPR	AUC	Time (s)
30	<u>COSMO</u>	<i>0.867 ± 1.01</i>	0.953 ± 0.04	<i>0.984 ± 0.02</i>	88 ± 3
	DAGMA	0.707 ± 0.57	0.940 ± 0.04	0.985 ± 0.01	781 ± 193
	NOCURL	1.653 ± 0.17	<i>0.942 ± 0.02</i>	0.967 ± 0.01	822 ± 15
	NOCURL-U	5.623 ± 0.92	0.492 ± 0.08	0.694 ± 0.06	227 ± 5
	NOTEARS	0.913 ± 0.60	0.940 ± 0.05	0.973 ± 0.02	5193 ± 170
100	<u>COSMO</u>	<i>1.388 ± 0.69</i>	<i>0.917 ± 0.04</i>	0.961 ± 0.03	99 ± 2
	DAGMA	1.026 ± 0.40	0.876 ± 0.02	0.982 ± 0.01	661 ± 142
	NOCURL	5.226 ± 1.34	0.921 ± 0.02	0.962 ± 0.01	1664 ± 15
	NOCURL-U	10.108 ± 4.11	0.427 ± 0.05	0.682 ± 0.05	267 ± 10
	NOTEARS	2.380 ± 2.10	0.898 ± 0.03	<i>0.963 ± 0.01</i>	11001 ± 340
500	<u>COSMO</u>	<i>4.149 ± 1.14</i>	<i>0.819 ± 0.02</i>	<i>0.933 ± 0.01</i>	437 ± 81
	DAGMA	2.246 ± 0.40	0.882 ± 0.01	0.980 ± 0.00	2485 ± 366
	NOCURL-U	27.675 ± 16.52	0.410 ± 0.04	0.683 ± 0.05	<i>1546 ± 304</i>

E.2 ER4 - Exponential Noise

d	Algorithm	NHD	TPR	AUC	Time (s)
30	<u>COSMO</u>	0.600 ± 0.54	0.970 ± 0.02	0.989 ± 0.01	89 ± 3
	DAGMA	<i>0.613 ± 0.91</i>	<i>0.958 ± 0.05</i>	<i>0.986 ± 0.02</i>	744 ± 75
	NOCURL	2.300 ± 0.97	0.918 ± 0.04	0.956 ± 0.02	826 ± 24
	NOCURL-U	5.313 ± 0.17	0.423 ± 0.05	0.694 ± 0.05	212 ± 5
	NOTEARS	1.320 ± 0.67	0.880 ± 0.10	0.966 ± 0.03	5579 ± 284
100	<u>COSMO</u>	1.642 ± 0.26	0.952 ± 0.02	<i>0.985 ± 0.01</i>	99 ± 2
	DAGMA	<i>1.294 ± 0.52</i>	<i>0.944 ± 0.02</i>	0.986 ± 0.01	733 ± 109
	NOCURL	5.652 ± 1.35	0.854 ± 0.03	0.950 ± 0.02	1655 ± 28
	NOCURL-U	11.642 ± 4.34	0.478 ± 0.05	0.693 ± 0.05	242 ± 4
	NOTEARS	1.156 ± 0.44	0.904 ± 0.03	0.972 ± 0.01	10880 ± 366
500	<u>COSMO</u>	<i>2.342 ± 0.86</i>	0.944 ± 0.02	0.986 ± 0.00	390 ± 102
	DAGMA	2.147 ± 1.08	<i>0.902 ± 0.04</i>	<i>0.984 ± 0.01</i>	2575 ± 469
	NOCURL-U	20.183 ± 7.43	0.437 ± 0.03	0.715 ± 0.03	<i>1488 ± 249</i>

E.3 ER4 - Gumbel Noise

d	Algorithm	NHD	TPR	AUC	Time (s)
30	<u>COSMO</u>	2.220 \pm 1.65	0.862 \pm 0.14	0.914 \pm 0.10	87 \pm 2
	DAGMA	1.680 \pm 0.73	0.937 \pm 0.03	0.973 \pm 0.02	787 \pm 86
	NOCURL	3.873 \pm 1.26	0.853 \pm 0.08	0.915 \pm 0.04	826 \pm 17
	NOCURL-U	5.260 \pm 0.57	0.475 \pm 0.08	0.678 \pm 0.05	212 \pm 5
	NOTEARS	0.587 \pm 0.38	0.962 \pm 0.03	0.981 \pm 0.01	5229 \pm 338
100	<u>COSMO</u>	2.398 \pm 0.70	0.936 \pm 0.02	0.973 \pm 0.01	98 \pm 1
	DAGMA	1.132 \pm 0.79	0.921 \pm 0.04	0.986 \pm 0.01	858 \pm 101
	NOCURL	4.714 \pm 1.77	0.905 \pm 0.03	0.962 \pm 0.01	1675 \pm 34
	NOCURL-U	6.914 \pm 0.80	0.383 \pm 0.04	0.663 \pm 0.04	247 \pm 9
	NOTEARS	1.402 \pm 0.40	0.869 \pm 0.04	0.969 \pm 0.00	11889 \pm 343
500	<u>COSMO</u>	3.574 \pm 1.44	0.932 \pm 0.02	0.982 \pm 0.01	410 \pm 106
	DAGMA	1.737 \pm 0.64	0.871 \pm 0.03	0.980 \pm 0.00	2853 \pm 218
	NOCURL-U	18.182 \pm 9.28	0.462 \pm 0.06	0.728 \pm 0.05	1342 \pm 209

E.4 SF4 - Gaussian Noise

d	Algorithm	NHD	TPR	AUC	Time (s)
30	<u>COSMO</u>	0.300 \pm 0.09	0.973 \pm 0.01	0.997 \pm 0.00	89 \pm 5
	DAGMA	0.360 \pm 0.30	0.973 \pm 0.02	0.996 \pm 0.01	653 \pm 198
	NOCURL	0.967 \pm 0.43	0.893 \pm 0.03	0.983 \pm 0.01	828 \pm 23
	NOCURL-U	4.410 \pm 0.72	0.566 \pm 0.11	0.741 \pm 0.08	226 \pm 7
	NOTEARS	0.553 \pm 0.54	0.944 \pm 0.06	0.984 \pm 0.02	5292 \pm 261
100	<u>COSMO</u>	0.482 \pm 0.31	0.962 \pm 0.02	0.991 \pm 0.01	99 \pm 3
	DAGMA	0.712 \pm 0.33	0.951 \pm 0.02	0.995 \pm 0.00	479 \pm 75
	NOCURL	2.030 \pm 0.46	0.883 \pm 0.03	0.982 \pm 0.01	1667 \pm 25
	NOCURL-U	5.521 \pm 0.61	0.596 \pm 0.09	0.788 \pm 0.06	269 \pm 9
	NOTEARS	0.280 \pm 0.35	0.972 \pm 0.04	0.993 \pm 0.01	10112 \pm 492
500	<u>COSMO</u>	1.566 \pm 0.68	0.953 \pm 0.02	0.989 \pm 0.01	541 \pm 15
	DAGMA	1.343 \pm 0.46	0.915 \pm 0.04	0.992 \pm 0.00	1345 \pm 33
	NOCURL-U	7.146 \pm 3.19	0.504 \pm 0.08	0.780 \pm 0.07	1394 \pm 217

E.5 SF4 - Exponential Noise

d	Algorithm	NHD	TPR	AUC	Time (s)
30	<u>COSMO</u>	0.613 \pm 0.39	0.965 \pm 0.02	0.985 \pm 0.02	87 \pm 2
	DAGMA	0.127 \pm 0.20	0.991 \pm 0.01	0.999 \pm 0.00	592 \pm 200
	NOCURL	0.887 \pm 0.21	0.845 \pm 0.02	0.985 \pm 0.01	824 \pm 25
	NOCURL-U	4.067 \pm 0.73	0.460 \pm 0.15	0.685 \pm 0.09	212 \pm 7
	NOTEARS	0.513 \pm 0.30	0.962 \pm 0.03	0.984 \pm 0.01	5189 \pm 271
100	<u>COSMO</u>	0.724 \pm 0.71	0.963 \pm 0.04	0.985 \pm 0.02	100 \pm 2
	DAGMA	0.586 \pm 0.56	0.969 \pm 0.03	0.995 \pm 0.00	395 \pm 108
	NOCURL	1.998 \pm 0.40	0.907 \pm 0.03	0.980 \pm 0.00	1670 \pm 28
	NOCURL-U	5.912 \pm 1.54	0.575 \pm 0.06	0.783 \pm 0.04	245 \pm 7
	NOTEARS	0.910 \pm 0.43	0.962 \pm 0.02	0.991 \pm 0.01	10243 \pm 723
500	<u>COSMO</u>	1.445 \pm 0.58	0.950 \pm 0.03	0.990 \pm 0.01	517 \pm 108
	DAGMA	1.653 \pm 0.91	0.873 \pm 0.08	0.988 \pm 0.01	1466 \pm 247
	NOCURL-U	12.140 \pm 7.84	0.482 \pm 0.08	0.727 \pm 0.06	1205 \pm 257

E.6 SF4 - Gumbel Noise

d	Algorithm	NHD	TPR	AUC	Time (s)
30	<u>COSMO</u>	0.467 ± 0.51	0.962 ± 0.05	0.990 ± 0.02	88 ± 2
	DAGMA	0.487 ± 0.20	0.956 ± 0.03	0.990 ± 0.01	754 ± 179
	NOCURL	0.747 ± 0.19	0.938 ± 0.02	0.989 ± 0.00	826 ± 32
	NOCURL-U	3.107 ± 0.64	0.460 ± 0.06	0.737 ± 0.04	213 ± 5
	NOTEARS	0.860 ± 0.76	0.924 ± 0.06	0.975 ± 0.02	5199 ± 130
100	<u>COSMO</u>	0.864 ± 0.24	0.968 ± 0.01	0.992 ± 0.01	98 ± 2
	DAGMA	0.388 ± 0.30	0.975 ± 0.02	0.997 ± 0.00	422 ± 103
	NOCURL	1.806 ± 0.40	0.898 ± 0.03	0.982 ± 0.01	1676 ± 31
	NOCURL-U	8.756 ± 2.65	0.550 ± 0.05	0.757 ± 0.03	245 ± 7
	NOTEARS	1.134 ± 0.81	0.894 ± 0.08	0.989 ± 0.01	11618 ± 1309
500	<u>COSMO</u>	1.426 ± 0.53	0.951 ± 0.03	0.994 ± 0.00	524 ± 22
	DAGMA	1.384 ± 0.38	0.849 ± 0.04	0.991 ± 0.00	1359 ± 34
	NOCURL-U	8.931 ± 7.05	0.430 ± 0.10	0.741 ± 0.08	1193 ± 229

E.7 ER6 - Gaussian Noise

d	Algorithm	NHD	TPR	AUC	Time (s)
30	<u>COSMO</u>	4.087 ± 1.12	0.838 ± 0.06	0.921 ± 0.04	89 ± 4
	DAGMA	2.367 ± 0.63	0.847 ± 0.03	0.958 ± 0.01	665 ± 249
	NOCURL	4.480 ± 0.92	0.869 ± 0.03	0.908 ± 0.03	909 ± 18
	NOCURL-U	7.490 ± 1.18	0.459 ± 0.08	0.672 ± 0.06	226 ± 6
	NOTEARS	3.327 ± 1.65	0.840 ± 0.07	0.922 ± 0.04	5239 ± 427
100	<u>COSMO</u>	9.476 ± 3.01	0.771 ± 0.08	0.911 ± 0.05	98 ± 2
	DAGMA	10.740 ± 2.83	0.709 ± 0.13	0.902 ± 0.04	761 ± 134
	NOCURL	15.044 ± 1.60	0.785 ± 0.04	0.888 ± 0.02	1687 ± 26
	NOCURL-U	30.719 ± 5.20	0.435 ± 0.03	0.580 ± 0.04	268 ± 9
	NOTEARS	6.556 ± 3.10	0.842 ± 0.05	0.944 ± 0.02	12053 ± 940
500	<u>COSMO</u>	25.443 ± 4.47	0.736 ± 0.01	0.937 ± 0.01	526 ± 100
	DAGMA	15.952 ± 1.67	0.553 ± 0.05	0.925 ± 0.01	3207 ± 271
	NOCURL-U	165.465 ± 20.86	0.433 ± 0.02	0.558 ± 0.03	1226 ± 293

E.8 ER6 - Exponential Noise

d	Algorithm	NHD	TPR	AUC	Time (s)
30	<u>COSMO</u>	3.300 ± 0.95	0.897 ± 0.05	0.947 ± 0.03	89 ± 2
	DAGMA	3.480 ± 1.42	0.861 ± 0.06	0.945 ± 0.03	672 ± 177
	NOCURL	4.573 ± 0.78	0.846 ± 0.05	0.902 ± 0.03	897 ± 13
	NOCURL-U	8.700 ± 0.89	0.426 ± 0.07	0.615 ± 0.06	226 ± 9
	NOTEARS	2.313 ± 1.55	0.881 ± 0.09	0.953 ± 0.04	5516 ± 652
100	<u>COSMO</u>	10.170 ± 2.74	0.768 ± 0.09	0.919 ± 0.04	99 ± 3
	DAGMA	8.118 ± 3.10	0.793 ± 0.11	0.934 ± 0.04	681 ± 149
	NOCURL	14.860 ± 4.67	0.685 ± 0.10	0.863 ± 0.06	1735 ± 39
	NOCURL-U	30.600 ± 4.34	0.450 ± 0.04	0.591 ± 0.04	267 ± 8
	NOTEARS	5.208 ± 2.54	0.796 ± 0.09	0.943 ± 0.03	12663 ± 1555
500	<u>COSMO</u>	25.854 ± 4.28	0.741 ± 0.04	0.943 ± 0.01	460 ± 123
	DAGMA	16.417 ± 4.45	0.571 ± 0.11	0.925 ± 0.02	4069 ± 580
	NOCURL-U	152.336 ± 31.97	0.425 ± 0.02	0.567 ± 0.03	1363 ± 306

E.9 ER6 - Gumbel Noise

d	Algorithm	NHD	TPR	AUC	Time (s)
30	<u>COSMO</u>	2.840 \pm 1.08	0.906 \pm 0.04	0.954 \pm 0.03	89 \pm 3
	DAGMA	2.727 \pm 0.83	0.906 \pm 0.02	0.964 \pm 0.02	634 \pm 194
	NOCURL	5.003 \pm 0.72	0.811 \pm 0.04	0.891 \pm 0.03	902 \pm 9
	NOCURL-U	8.153 \pm 0.96	0.422 \pm 0.07	0.629 \pm 0.04	226 \pm 6
	NOTEARS	2.740 \pm 1.61	0.791 \pm 0.10	0.938 \pm 0.04	5416 \pm 446
100	<u>COSMO</u>	10.048 \pm 3.15	0.780 \pm 0.07	0.899 \pm 0.06	100 \pm 3
	DAGMA	7.910 \pm 3.05	0.805 \pm 0.09	0.935 \pm 0.04	715 \pm 203
	NOCURL	11.932 \pm 2.68	0.742 \pm 0.04	0.894 \pm 0.03	1688 \pm 34
	NOCURL-U	27.401 \pm 4.42	0.431 \pm 0.05	0.600 \pm 0.04	266 \pm 4
	NOTEARS	4.884 \pm 0.45	0.833 \pm 0.05	0.951 \pm 0.01	12634 \pm 639
500	<u>COSMO</u>	26.148 \pm 4.86	0.740 \pm 0.04	0.941 \pm 0.02	418 \pm 106
	DAGMA	16.358 \pm 4.94	0.563 \pm 0.07	0.921 \pm 0.02	3527 \pm 241
	NOCURL-U	125.858 \pm 36.61	0.367 \pm 0.06	0.571 \pm 0.02	1612 \pm 27

E.10 SF6 - Gaussian Noise

d	Algorithm	NHD	TPR	AUC	Time (s)
30	<u>COSMO</u>	1.273 \pm 1.07	0.907 \pm 0.10	0.963 \pm 0.06	89 \pm 2
	DAGMA	1.107 \pm 0.37	0.930 \pm 0.03	0.985 \pm 0.01	456 \pm 39
	NOCURL	1.573 \pm 0.46	0.864 \pm 0.04	0.973 \pm 0.01	823 \pm 14
	NOCURL-U	4.997 \pm 0.98	0.506 \pm 0.05	0.732 \pm 0.05	226 \pm 8
	NOTEARS	0.933 \pm 0.71	0.919 \pm 0.05	0.984 \pm 0.02	5313 \pm 184
100	<u>COSMO</u>	4.478 \pm 2.88	0.776 \pm 0.15	0.874 \pm 0.11	99 \pm 2
	DAGMA	2.024 \pm 0.71	0.914 \pm 0.02	0.987 \pm 0.00	396 \pm 53
	NOCURL	2.824 \pm 0.39	0.818 \pm 0.02	0.980 \pm 0.00	1679 \pm 27
	NOCURL-U	10.556 \pm 6.00	0.542 \pm 0.07	0.751 \pm 0.08	266 \pm 5
	NOTEARS	1.412 \pm 0.59	0.939 \pm 0.03	0.990 \pm 0.01	11156 \pm 170
500	<u>COSMO</u>	4.670 \pm 1.99	0.912 \pm 0.02	0.984 \pm 0.00	460 \pm 70
	DAGMA	3.825 \pm 0.19	0.746 \pm 0.03	0.982 \pm 0.00	1418 \pm 54
	NOCURL-U	19.793 \pm 11.03	0.368 \pm 0.04	0.698 \pm 0.04	1137 \pm 231

E.11 SF6 - Exponential Noise

d	Algorithm	NHD	TPR	AUC	Time (s)
30	<u>COSMO</u>	1.393 \pm 1.24	0.926 \pm 0.05	0.975 \pm 0.03	88 \pm 1
	DAGMA	1.147 \pm 0.48	0.943 \pm 0.03	0.982 \pm 0.01	578 \pm 173
	NOCURL	1.987 \pm 0.54	0.757 \pm 0.08	0.967 \pm 0.01	820 \pm 8
	NOCURL-U	4.787 \pm 0.99	0.534 \pm 0.07	0.761 \pm 0.06	227 \pm 7
	NOTEARS	0.753 \pm 0.49	0.943 \pm 0.04	0.986 \pm 0.01	5312 \pm 258
100	<u>COSMO</u>	3.836 \pm 2.75	0.864 \pm 0.09	0.944 \pm 0.05	98 \pm 2
	DAGMA	1.532 \pm 0.61	0.887 \pm 0.04	0.988 \pm 0.00	373 \pm 88
	NOCURL	2.890 \pm 0.61	0.910 \pm 0.02	0.977 \pm 0.00	1692 \pm 28
	NOCURL-U	6.607 \pm 1.05	0.474 \pm 0.06	0.760 \pm 0.06	266 \pm 2
	NOTEARS	1.784 \pm 0.52	0.939 \pm 0.02	0.988 \pm 0.00	11369 \pm 519
500	<u>COSMO</u>	3.144 \pm 0.47	0.919 \pm 0.02	0.989 \pm 0.00	457 \pm 81
	DAGMA	3.854 \pm 0.34	0.750 \pm 0.01	0.977 \pm 0.01	1384 \pm 33
	NOCURL-U	13.763 \pm 8.79	0.389 \pm 0.05	0.728 \pm 0.06	1436 \pm 230

E.12 SF6 - Gumbel Noise

d	Algorithm	NHD	TPR	AUC	Time (s)
30	<u>COSMO</u>	1.047 ± 0.42	0.938 ± 0.03	0.984 ± 0.01	88 ± 1
	DAGMA	1.347 ± 0.63	0.933 ± 0.02	0.981 ± 0.01	528 ± 67
	NOCURL	1.787 ± 0.52	0.898 ± 0.02	0.969 ± 0.01	822 ± 29
	NOCURL-U	5.577 ± 0.43	0.549 ± 0.06	0.733 ± 0.05	225 ± 4
	NOTEARS	1.053 ± 0.59	0.911 ± 0.04	0.978 ± 0.02	5429 ± 251
100	<u>COSMO</u>	3.486 ± 2.62	0.879 ± 0.10	0.947 ± 0.06	99 ± 2
	DAGMA	1.418 ± 0.34	0.910 ± 0.03	0.990 ± 0.00	424 ± 90
	NOCURL	3.074 ± 0.50	0.893 ± 0.02	0.976 ± 0.00	1682 ± 22
	NOCURL-U	9.643 ± 4.59	0.464 ± 0.08	0.712 ± 0.10	267 ± 9
	NOTEARS	1.586 ± 1.39	0.913 ± 0.06	0.987 ± 0.01	11820 ± 985
500	<u>COSMO</u>	3.288 ± 0.50	0.931 ± 0.01	0.992 ± 0.00	429 ± 87
	DAGMA	4.055 ± 0.88	0.802 ± 0.03	0.981 ± 0.00	1465 ± 138
	NOCURL-U	56.103 ± 41.06	0.420 ± 0.06	0.648 ± 0.07	1201 ± 253

E.13 ER4 - Non-linear MLP

d	Algorithm	NHD	TPR	AUC	Time (s)
20	<u>COSMO</u>	2.530 ± 0.45	0.752 ± 0.06	0.923 ± 0.03	154 ± 2
	DAGMA-MLP	2.853 ± 0.37	0.810 ± 0.15	0.932 ± 0.04	2252 ± 40
	NOTEARS-MLP	3.270 ± 0.52	0.904 ± 0.07	0.956 ± 0.02	3554 ± 154
40	<u>COSMO</u>	3.295 ± 0.45	0.712 ± 0.05	0.925 ± 0.02	177 ± 2
	DAGMA-MLP	3.633 ± 0.81	0.804 ± 0.10	0.942 ± 0.03	2622 ± 28
100	<u>COSMO</u>	5.164 ± 1.38	0.582 ± 0.04	0.895 ± 0.02	311 ± 10
	DAGMA-MLP	2.337 ± 0.18	0.506 ± 0.05	0.912 ± 0.01	4866 ± 69

E.14 SF4 - Non-linear MLP

d	Algorithm	NHD	TPR	AUC	Time (s)
20	<u>COSMO</u>	1.525 ± 0.18	0.743 ± 0.05	0.954 ± 0.03	155 ± 3
	DAGMA-MLP	1.408 ± 0.26	0.746 ± 0.11	0.968 ± 0.01	2270 ± 27
	NOTEARS-MLP	1.040 ± 0.33	0.922 ± 0.08	0.980 ± 0.02	3400 ± 184
40	<u>COSMO</u>	2.271 ± 0.24	0.583 ± 0.05	0.953 ± 0.01	174 ± 5
	DAGMA-MLP	1.875 ± 0.34	0.744 ± 0.10	0.972 ± 0.01	2588 ± 45
100	<u>COSMO</u>	3.144 ± 0.23	0.455 ± 0.04	0.945 ± 0.01	313 ± 6
	DAGMA-MLP	3.051 ± 0.14	0.260 ± 0.04	0.961 ± 0.01	4883 ± 77

E.15 ER6 - Non-linear MLP

d	Algorithm	NHD	TPR	AUC	Time (s)
20	<u>COSMO</u>	2.995 ± 0.45	0.667 ± 0.07	0.919 ± 0.03	155 ± 2
	DAGMA-MLP	2.992 ± 0.39	0.712 ± 0.08	0.917 ± 0.02	2252 ± 35
	NOTEARS-MLP	2.895 ± 0.47	0.862 ± 0.08	0.949 ± 0.02	3557 ± 130
40	<u>COSMO</u>	4.837 ± 0.66	0.598 ± 0.07	0.891 ± 0.02	174 ± 3
	DAGMA-MLP	3.732 ± 0.71	0.633 ± 0.13	0.919 ± 0.02	2570 ± 44
100	<u>COSMO</u>	6.049 ± 0.91	0.501 ± 0.04	0.875 ± 0.02	308 ± 4
	DAGMA-MLP	3.790 ± 0.24	0.535 ± 0.05	0.908 ± 0.01	4807 ± 80

E.16 SF6 - Non-linear MLP

d	Algorithm	NHD	TPR	AUC	Time (s)
20	<u>COSMO</u>	1.855 ± 0.28	0.748 ± 0.06	0.959 ± 0.01	154 ± 2
	DAGMA-MLP	1.833 ± 0.52	0.766 ± 0.13	0.957 ± 0.03	2249 ± 40
	NOTEARS-MLP	1.355 ± 0.39	0.926 ± 0.08	0.980 ± 0.01	3512 ± 193
40	<u>COSMO</u>	3.394 ± 0.25	0.501 ± 0.06	0.946 ± 0.01	174 ± 4
	DAGMA-MLP	2.720 ± 0.38	0.724 ± 0.08	0.967 ± 0.01	2572 ± 100
100	<u>COSMO</u>	4.744 ± 0.21	0.342 ± 0.04	0.931 ± 0.01	308 ± 6
	DAGMA-MLP	4.149 ± 0.17	0.391 ± 0.06	0.968 ± 0.01	4699 ± 338