

A Framework for Statistical Inference via Randomized Algorithms

Zhixiang Zhang¹, Sokbae Lee², and Edgar Dobriban^{*3}

¹Department of Mathematics, University of Macau

²Department of Economics, Columbia University

³Department of Statistics and Data Science, University of Pennsylvania

March 20, 2025

Abstract

Randomized algorithms, such as randomized sketching or stochastic optimization, are a promising approach to ease the computational burden in analyzing large datasets. However, randomized algorithms also produce non-deterministic outputs, leading to the problem of evaluating their accuracy. In this paper, we develop a statistical inference framework for quantifying the uncertainty of the outputs of randomized algorithms.

Our key conclusion is that one can perform statistical inference for the target of a sequence of randomized algorithms as long as in the limit, their outputs fluctuate around the target according to any (possibly unknown) probability distribution. In this setting, we develop appropriate statistical inference methods—*sub-randomization*, *multi-run plug-in* and *multi-run aggregation*—by estimating the unknown parameters of the limiting distribution either using multiple runs of the randomized algorithm, or by tailored estimates.

As illustrations, we develop methods for statistical inference when using stochastic optimization (such as Polyak-Ruppert averaging in stochastic gradient descent and stochastic optimization with momentum). We also illustrate our methods in inference for least squares parameters via randomized sketching, by characterizing the limiting distributions of sketching estimates in a possibly growing dimensional case. We also characterize the computation and communication cost of our methods, showing that in certain cases, they add negligible overhead. The results are supported via a broad range of simulations.

Contents

1	Introduction	3
1.1	Related work	4
1.2	Contributions	5

*Author e-mail addresses: zhixzhang@um.edu.mo, sl3841@columbia.edu, dobriban@wharton.upenn.edu

2	General Framework	6
2.1	Asymptotically pivotal inference	8
2.2	Inference via sub-randomization	8
2.2.1	Sub-randomization inference under converging scale	10
2.3	Multi-run plug-in inference for a normal limit distribution	11
2.4	Inference by multi-run aggregation for nearly unbiased estimators	12
3	Examples	13
3.1	Sketch-and-solve least squares	14
3.1.1	Numerical simulations	18
3.2	Stochastic optimization and approximation	21
3.2.1	Our methods can be used for statistical inference via stochastic optimization	22
3.2.2	Polyak-Ruppert averaging for SGD	22
3.2.3	Stochastic optimization with momentum	23
3.2.4	Other potential applications in stochastic approximation and optimization	24
3.3	Iterative sketching in least squares	26
3.3.1	Numerical simulations	27
3.4	Principal component analysis	28
4	Analysis of Tradeoffs in Cost and Efficiency	28
5	Discussion	29
6	Appendix	30
6.1	Additional notation	30
6.2	Additional related works	30
6.2.1	Additional related work on inference in stochastic optimization	31
6.3	Simplified result for a scalar parameter	32
6.4	Proof of Theorem 2.2	33
6.5	Proof of Corollary 2.3	35
6.6	Proof of Theorem 2.4	36
6.7	Proof of Corollary 2.5	36
6.8	Proof of Theorem 2.6	36
6.9	Subsampling and non-invertibility in Section 3.1	37
6.10	Proof of multivariate convergence in Section 3.1	37
6.11	Proof of Theorem 3.2	37
6.11.1	Proof of Lemma 6.3	43
6.11.2	Proof of Lemma 6.4	43
6.11.3	Proof of Lemma 6.5	52
6.11.4	Partial sketching	55
6.11.5	Proof of Lemma 6.7	57
6.12	Proof of Corollary 3.4	59
6.13	Proof of Proposition 3.5	59
6.14	Proof of Proposition 3.6	61
6.15	Uniform orthogonal sketching	62
6.16	Proof of Lemma 6.14	64
6.16.1	Preliminary calculations	64

6.16.2	Proportional limit	65
6.16.3	Non-proportional limit	68
6.16.4	Partial sketching	69
6.16.5	Required lemmas	72
6.17	Proof of Proposition 6.15	78
6.18	Proof of Proposition 6.16	79
6.19	Inference via sketching in linear regression models	80
6.19.1	Proof of Proposition 6.24	82
6.19.2	Proof of Theorem 3.8	83
6.20	Computational cost and practical hyperparameter	84
6.20.1	Computational cost	84
6.20.2	Practical hyperparameter selection and larger-scale experiment	85
6.20.3	Data access and communication cost	87
6.21	Additional lemmas	91
6.22	Additional numerical simulations	91
6.22.1	Hadamard sketching	91
6.22.2	Choice of hyperparameters	92
6.22.3	Coverage of the pivotal method for additional settings	94
6.22.4	The variances of complete and partial sketching for i.i.d. projections, Hadamard projections, and for sampling	94
6.22.5	Empirical data example	95
6.22.6	Results on a large empirical dataset	96

1 Introduction

As large complex datasets are becoming increasingly common in many areas, there is an increasing demand for fast computing and data analysis. Randomized algorithms, such as popular stochastic gradient descent methods in optimization, Monte Carlo methods in numerical computation, as well as randomized sketching and random projections, are a promising approach, see e.g., Spall (2005); Owen (2019); Vempala (2005); Halko et al. (2011a); Mahoney (2011); Woodruff (2014); Lee and Ng (2020); Bottou et al. (2018) and references therein. Randomization reduces the amount of computations required for data analysis. However, randomization can also produce variability in the outputs, even for the same inputs. This leads to the challenge of interpreting and quantifying the uncertainty of the outputs.

One can view this problem as *statistical inference*, by considering the output of a randomized algorithm as an estimate of the exact solution. Recent works (e.g., Lopes et al., 2018; Ahfock et al., 2021; Lee and Ng, 2022, etc) have studied such statistical inference problems in the important example of least squares regression, as well as for certain specific stochastic optimization algorithms (e.g., Toulis and Airoldi, 2017; Fang et al., 2018; Li et al., 2018; Chen et al., 2020, etc). However, at the moment, there is no general methodology for performing statistical inference when using *general randomized algorithms in general computational problems*.

In this paper, we develop a general framework and set of methods for statistical inference based the output of a randomized algorithm. We view the *data as deterministic* and the stochasticity as induced by the randomized algorithm. Our key conclusion is that one can perform statistical inference for the target of a sequence of randomized algorithms, as long as—in the limit—their

outputs fluctuate around the target according to any (possibly unknown) probability distribution. We then develop methods for asymptotic inference that estimate this limiting distribution.

Specifically, we develop *sub-randomization*, which relies on running the randomized algorithm once for a larger output size and several times for a smaller output size—inspired by subsampling (Politis and Romano, 1994; Politis et al., 1999). We show that sub-randomization is valid as long as the output of the randomized algorithm has an arbitrary, possibly unknown, limiting distribution. In the special case where the only unknown is the scale of the limit distribution, we show how to use *pivotal inference*. If the limit distribution is normal, we further propose *multi-run plug-in inference*, which runs the algorithm repeatedly for a given output size and estimates the covariance matrix of the output via a plug-in approach.

In the alternative setting that the bias of the randomized algorithm is of a smaller order than its standard deviation, we propose *multi-run aggregation*¹, which proceeds similarly to multi-run plug-in inference, but centers the estimated error distribution at the empirical mean of the outputs.

We illustrate our framework in various examples. For the fundamental problem of least squares regression in the growing dimensional case, we study two popular randomized numerical algorithms: *sketch-and-solve* (or *complete sketching*), where the features—covariates—and the outcome are projected simultaneously and least squares regression is performed afterwards; as well as *partial sketching*, where only the features are projected when least squares is computed. For random sketching matrices with i.i.d. entries, as well as Haar sketches chosen uniformly over the set of partial orthogonal matrices, we show how to do statistical inference by applying our framework. We also show how to apply our framework to iterative sketching.

Moreover, we illustrate our methods in statistical inference via stochastic optimization, including stochastic gradient descent with Polyak-Ruppert averaging and stochastic heavy ball methods. Our methods show competitive results compared with existing methods, and in certain cases, provide new methodologies for inference, such as for stochastic heavy ball methods.

1.1 Related work

There is a great deal of work on randomized algorithms, including on stochastic approximation and optimization see e.g., Kushner and Yin (2003); Borkar (2009); Benveniste et al. (2012); Bottou et al. (2018); Powell (2019), as well as on sketching and random projection methods Vempala (2005); Li et al. (2006); Halko et al. (2011b); Mahoney (2011); Woodruff (2014); Drineas and Mahoney (2016); Martinsson and Tropp (2020).

Statistical inference has been considered for least squares problems (Ahfock et al., 2021), who developed several central limit theorems for a fixed data and sketching dimension. Lee and Ng (2022) study statistical inference in sketched least squares regression under potential heteroskedasticity. They establish central limit theorems for least squares estimators and two stage least squared estimators when the data dimension is fixed and the sketching dimension tends to infinity, showing that their asymptotic variance can depend on the type of sketch.

Another approach is by using the bootstrap (Lopes et al., 2018), which draws bootstrap samples from the sketched data and calculates a posterior error estimate. Thus, there are two distinct randomization procedures involved: the first-stage sketch, and the second-stage bootstrap. The benefits of our work include a conceptually simpler approach (which requires studying only the original randomization procedure). This in turn enables us to handle a broader class of problems:

¹Below we interchangeably use “multi-run aggregation” or “multi-run aggregation inference”, as well as “sub-randomization” or “sub-randomization inference”, and “multi-run plug-in” or “multi-run plug-in inference”.

more general sketching methods (partial sketching, Haar projections etc.), as well as a growing dimension where $p \rightarrow \infty$.

Subsampling (Politis and Romano, 1994; Politis et al., 1999) and the closely related *deleted* jackknife (Wu, 1986; Shao and Wu, 1989) and *b*-out-of-*n* bootstrap (Bickel and Sakov, 2008) have been widely studied and developed. Politis (2023) develops methods for aggregation of non-random subsamples (possibly overlapping blocks of equal size, spaced evenly), and studies low-bias conditions under which the average—or aggregation—of such estimators achieves the same rate of convergence as the original estimator; our analysis of multi-run aggregation can be viewed as a generalization of this approach.

There is a great deal of work on establishing limiting distributions of stochastic optimization algorithms as the number of iterations grows (e.g., Ruppert, 1988; Polyak and Juditsky, 1992, etc), and statistical inference for their target parameters (e.g., Toulis and Airolidi, 2017; Fang et al., 2018; Li et al., 2018; Chen et al., 2020; Su and Zhu, 2023; Lee et al., 2022, etc), see Section 6.2.1 for a detailed summary. Since our methods require only the existence of a limiting distribution, they are applicable to any setting where this holds, in particular to stochastic approximation with dependent data (e.g., Borkar et al., 2021), including temporal difference learning with linear function approximation (Tsitsiklis and Van Roy, 1997; Srikant and Ying, 2019), averaging with a constant stepsize (Mou et al., 2020), two-timescale stochastic approximation algorithms (Konda and Tsitsiklis, 2004; Makkadem and Pelletier, 2006), including minimax problems (Lin et al., 2020), and others, see Section 3.2.4.

Due to space limitations, we provide additional details on related work in Section 6.2.

1.2 Contributions

Our contributions are as follows:

1. We develop a framework for statistical inference for deterministic quantities when using randomized algorithms, see Figure 1. This rests on establishing the limiting distribution of the output of a sequence of randomized algorithms on a sequence of problems, conditional on the data. If the unknown parameters of the limiting distribution can be estimated consistently, we can use *pivotal inference*. To handle the case where estimating the limiting distribution is challenging, we develop *sub-randomization* (Theorem 2.2), which runs the randomized algorithm for two different output sizes, and estimates the distribution of the errors non-parametrically, centering it at the more accurate output—inspired by subsampling (Politis and Romano, 1994; Politis et al., 1999). If the limit distribution is normal, we further propose *multi-run plug-in inference*, which estimates the covariance matrix of the output via multiple runs of the algorithm, centering it at one of the estimators (Theorem 2.4). Alternatively, if the bias of the randomized algorithm is of a smaller order than its standard deviation, we propose *multi-run aggregation*, which centers the estimated error distribution at the empirical mean of the estimators over the runs, instead of at a single estimator (Theorem 2.6). See Figure 2 for a summary.
2. As a use case of our methods, we then consider statistical inference for least squares parameters via sketch-and-solve—or complete sketching—and partial sketching methods, in the growing dimensional case. For i.i.d. and Haar sketching matrices, we establish the asymptotic normality of finite-dimensional linear combinations of the estimators. For i.i.d. sketching, this requires a trigonometric interpolation strategy inspired by that used in Götze et al. (2017);

Baik et al. (2018) to derive a differential equation for the expected characteristic function of the estimation error of interest. The extensive calculations required for this step are especially challenging. Our study of the uniform orthogonal sketching estimator also requires a novel intricate analysis. Further, we also discuss the applicability of the proposed methods for making inferences on a regression parameter in a standard statistical linear regression model in Section 6.19.

Along the way, we show how to debias partial sketching estimators to enable more accurate statistical inference. This is in contrast to the fixed dimensional case, where partial sketching estimators are asymptotically unbiased (Ahfock et al., 2021). Besides the sketch-and-solve estimators, we also develop asymptotic distributions of estimators from iterative Hessian sketching algorithms for fixed dimensional data, and further apply the proposed methods for inference.

3. As another use case, we develop statistical inference for stochastic optimization algorithms. Our proposed methods can be applied to a wide range of algorithms even without specialized methods for estimating the covariance of the iterates, which distinguishes them from most prior methods. We show through simulations that with stochastic gradient descent with averaging, the proposed methods outperform some existing methods in terms of the coverage ratio when the sample size is relatively small. For the stochastic heavy ball method, for which no inference method is currently available, we successfully apply our methods.
4. We analyze the lengths of confidence intervals and the computational cost of our methods, with the associated tradeoffs (Section 4). We also perform simulations to evaluate and compare our methods on both synthetic and empirical data (Section 3.1.1). The code to reproduce our experiments is available at https://github.com/zzzhang23/inference_rand_algo.

Notation. For a positive integer $d \geq 1$, we denote $[d] = \{1, \dots, d\}$ and for two integers $c \leq d$, we write $[c : d] = \{c, c + 1, \dots, d\}$. For a positive integer $d \geq 1$, we write $\mathbb{S}_+^{d \times d}$ for the set of d -dimensional positive definite matrices. Denote the i -th largest eigenvalue of a Hermitian matrix H by $\lambda_i(H)$. We use $O(\cdot)$ and $o(\cdot)$ for the standard big-O and little-o notation. For a sequence $(a_n)_{n \geq 1}$ of scalars, we write $a_n = O_P(1)$ if $(a_n)_{n \geq 1}$ is bounded in probability and $a_n = o_P(1)$ if $(a_n)_{n \geq 1}$ converges to zero in probability. For any vector a or matrix A , we let $\|a\|$ and $\|A\|$ denote their Euclidean and spectral norms, respectively. For a sequence $(a_n)_{n \geq 1}$ of vectors or $(A_n)_{n \geq 1}$ of matrices with fixed dimension, we write $a_n = O_P(1)$ if $\|a_n\| = O(1)$; and $A_n = O_P(1)$ if $\|A_n\| = O(1)$. We denote weak convergence of a sequence of probability measures $(Q_n)_{n \geq 1}$ to a probability measure Q by $Q_n \Rightarrow Q$. For a sequence of random variables $(X_n)_{n \geq 1}$, we write $X_n \rightarrow_P X$ to denote that they converge in probability to a random variable X . When convergence happens with respect to the randomness in sequence of random variables $(Z_n)_{n \geq 1}$, we say that X_n converges in Z_n -probability to X . The law of a random variable X will be denoted by $\mathcal{L}(X)$.

2 General Framework

We first introduce a framework for statistical inference based on randomized algorithms, see Figure 1. Consider a sequence of computational problems to be solved, indexed by positive integers $n \geq 1$. The problem with index n depends on a deterministic dataset \mathcal{D}_n belonging to some Euclidean space. However the dataset \mathcal{D}_n is not directly accessible for computations; for instance due to its

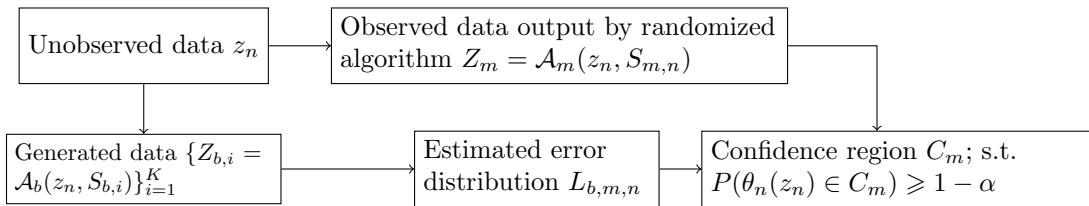


Figure 1: Flowchart illustrating our proposed framework. We consider some large data set z_n ; which we cannot access directly due to its size. Instead we observe the output $Z_{m,n} = \mathcal{A}_m(z_n, S_{m,n})$ of a randomized algorithm, where $S_{m,n}$ is a source of randomness. We are interested in some parameter $\theta_n(z_n)$ of the unobserved data set; and aim to build a confidence region C_m that contains this parameter with some pre-specified probability, so $P(\theta_n(z_n) \in C_m) \geq 1 - \alpha$ —at least asymptotically. We propose several approaches to reach this goal; some rely on generating additional smaller datasets $\{Z_{b,i} = \mathcal{A}_b(z_n, S_{b,i})\}_{i=1}^K$ by running the randomized algorithm repeatedly or in a distributed manner; and using them to construct the estimate $L_{b,m,n}$ from (2) of the error distribution of the output of the randomized algorithm.

large size. We will sometimes refer to n as the *input size*, though it is only assumed to be an abstract index, and not necessarily the sample size or other size measure of the data.

We are interested in a parameter $\theta_n = \theta_n(\mathcal{D}_n) \in \mathbb{R}^d$, for some positive integer d , which is a deterministic function of the full dataset.² We will assume that d is fixed. For instance, for a *least squares problem*, the full data \mathcal{D}_n consists of a $n \times p$ deterministic input feature matrix X_n and a deterministic $n \times 1$ outcome vector y_n . We are interested in linear combinations $\theta_n = C^\top \beta_n$ of the deterministic least squares parameter $\beta_n = (X_n^\top X_n)^{-1} X_n^\top y_n$, for certain known deterministic $p \times d$ matrices C . However, we cannot directly access (X_n, y_n) .

We instead observe the output $Z_{m,n} = \mathcal{A}_m(\mathcal{D}_n, S_{m,n})$ of a known *randomized algorithm* \mathcal{A}_m , based on an auxiliary source of randomness $S_{m,n} \sim Q_{m,n}$. Here the distribution $Q_{m,n}$ is known to (and chosen by) the user. However, the actual realized random variable $S_{m,n}$ is not assumed to be observed, as it can have a large size. We are specifically interested in settings where the randomization is induced by a user-controlled process, such as random projections for increasing computational efficiency. For example, in least squares problems $S_{m,n}$ can represent a subsampling or sketching matrix, and $Z_{m,n}$ can be sketched/subsampled data $Z_{m,n} = (\tilde{X}_{m,n}, \tilde{y}_{m,n}) = (S_{m,n} X_n, S_{m,n} y_n)$. We will sometimes refer to m as the *output size*.

This leads to a statistical model in the classical sense: the observed data is $Z_{m,n}$, and follows a distribution $P_{m,n} = P_{m,n}(\mathcal{D}_n, Q_{m,n}, \mathcal{A}_m)$ determined by the above process. Then, we are interested in inference for the parameter θ_n . As is common in complex statistical problems, this will require studying the identifiability of θ_n based on the distribution $P_{m,n}$.

Having observed $Z_{m,n}$, we can construct an estimator $\hat{\theta}_m = \hat{\theta}_m(Z_{m,n})$ of θ_n taking values in \mathbb{R}^d . In least squares problems with sketched data, we may construct the sketch-and-solve (or, complete sketching) estimator $\hat{\theta}_m = (\tilde{X}_{m,n}^\top \tilde{X}_{m,n})^{-1} \tilde{X}_{m,n}^\top \tilde{y}_{m,n}$. To perform statistical inference for θ_n , we study the distribution of $\hat{\theta}_m - \theta_n$ after appropriate scaling. Consider a scaling factor $\hat{T}_{m,n} = \hat{T}_{m,n}(Z_{m,n}) \in \mathbb{S}_+^{d \times d}$ that depends on the observed data $Z_{m,n}$ via a known function $\hat{T}_{m,n}$. Let $\hat{J}_{m,n}$ be the distribution of of $\hat{T}_{m,n}(\hat{\theta}_m - \theta_n)$, where the randomness is only due to $S_{m,n}$. We

²All spaces we consider will be endowed with Borel sigma-algebras, and all functions considered will be assumed measurable with respect to these sigma-algebras; unless stated otherwise.

call $\widehat{J}_{m,n}$ the *estimated error distribution*. To ease the notational burden, we usually do not display the dependence of $\widehat{J}_{m,n}$ and of other quantities on \mathcal{D}_n , \mathcal{A}_m and $Q_{m,n}$. Similarly, we will sometimes drop indices such as n, m when no ambiguity can arise.

2.1 Asymptotically pivotal inference

The most basic setting is when the distribution $\widehat{J}_{m,n}$ of $\widehat{T}_{m,n}(\widehat{\theta}_m - \theta_n)$ converges as $n \rightarrow \infty$ to a *known* distribution J . This is referred to as $\widehat{T}_{m,n}(\widehat{\theta}_m - \theta_n)$ being an *asymptotic pivot*³, see e.g., Cox and Hinkley (1979); Cox (2006). In that case, we can form a confidence region based on the observation that for any measurable set Ξ , $P(\widehat{T}_{m,n}(\widehat{\theta}_m - \theta_n) \in \Xi) \rightarrow J(\Xi)$. To state this in our context, for a set A of vectors and a matrix M of conformable size, we will write $M \cdot A = \{M \cdot a : a \in A\}$.

Proposition 2.1 (Classical asymptotically pivotal inference). *Consider a sequence of problems as defined above. Suppose that as $m, n \rightarrow \infty$,*

$$\widehat{J}_{m,n} \Rightarrow J, \tag{1}$$

for a known distribution J . For $\alpha \in (0, 1)$, let Ξ be a measurable set such that $J(\Xi) \geq 1 - \alpha$. If $(\widehat{T}_{m,n})_{n \geq 1}$ is invertible with probability tending to unity and Ξ is an open set, then

$$\liminf_{m,n \rightarrow \infty} P\left(\theta_n \in \widehat{\theta}_m - \widehat{T}_{m,n}^{-1}\Xi\right) \geq 1 - \alpha.$$

Moreover, if Ξ is a continuity set of J , then $\lim_{m,n \rightarrow \infty} P\left(\theta_n \in \widehat{\theta}_m - \widehat{T}_{m,n}^{-1}\Xi\right) = 1 - \alpha$.

Often, the convergence of the distribution of $\widehat{T}_{m,n}(\widehat{\theta}_m - \theta_n)$ is shown by first considering fixed scaling matrices $T_{m,n} \in \mathbb{S}_+^{d \times d}$, which may depend on \mathcal{D}_n , and by showing that the distribution $J_{m,n}$ of $T_{m,n}(\widehat{\theta}_m - \theta_n)$, referred to as the *error distribution*, satisfies $J_{m,n} \Rightarrow J$. Second, an estimator $\widehat{T}_{m,n} = \widehat{T}_{m,n}(Z_{m,n})$ that depends only on the observed data $Z_{m,n}$ is constructed. If $\widehat{T}_{m,n}$ is a ratio-consistent estimator, i.e., $\widehat{T}_{m,n}(Z_{m,n}) \cdot T_{m,n}^{-1} - I_d \rightarrow_P 0_{d \times d}$, then (1) follows and we can use Proposition 2.1 for inference. This is the approach that we will use in our examples.

The computational resources used for performing inference for θ_n should not have a large overhead compared to that of running the algorithm \mathcal{A}_m . Pivotal inference requires only one access of the data \mathcal{D}_n , thereby maintaining the same data loading (communication) costs as the underlying sketching method in sketch-and-solve least squares.

While the pivotal method is applicable in many examples, it can sometimes be hard to apply. For instance, even if the distribution of $T_{m,n}(\widehat{\theta}_m - \theta_n)$ can be shown to be a fixed known distribution for some $T_{m,n}$, this scaling factor can depend in a complex way on both the dataset and the parameters of the randomized algorithm, and estimating it may be challenging; see examples in Section 3.2 and related literature in 6.2.1.

2.2 Inference via sub-randomization

To address the case where the limit distribution is not known, we propose several alternative methods that aim to estimate it. In the most general non-parametric case where nothing is known

³More general pivots with a nonlinear dependence on θ_n could also be considered; but we will consider linear pivots for simplicity.

about J , we propose *sub-randomization*, to estimate J non-parametrically. This is inspired by the theory of subsampling, one of the most powerful frameworks for statistical inference (Politis and Romano, 1994; Politis et al., 1999). Our framework allows not only subsampling, but also more general randomized algorithms. Further, it has a different focus, as the full data is assumed to be fixed, and the randomized observation process leads to a statistical problem. Due to these reasons, it requires a different analysis.

For a positive integer $b < m$, and for $K_{m,n} > 0$, we generate $K_{m,n} + 1$ observations $Z_{b,n,i} = \mathcal{A}_b(\mathcal{D}_n, S_{b,n,i})$, where $S_{b,n,i} \sim Q_{b,n}$ are i.i.d. for $i \in [0 : K_{m,n}]$. We think of these observations as generated from the same process as $Z_{m,n}$, repeated independently with b instead of m ; and $Z_{b,n,0}$ serves the special role of allowing to estimate $T_{m,n}$. We are interested in settings where it is computationally more efficient to generate each $Z_{b,n,i}$ than $Z_{m,n}$.

Define the following estimate of $J_{m,n}$, estimating the unknown distribution of $\hat{\theta}_m$ by the known empirical distribution of $\hat{\theta}_b(Z_{b,n,i})$, for $i = 1, \dots, K_{m,n}$, and centering it at the known $\hat{\theta}_m$ instead of the unknown θ_n . Further, to estimate the scaling factor $T_{b,n}$, we assume for technical reasons that we use the separately constructed factor $\hat{T}_{b,n}(Z_{b,n,0})$. For any measurable set Ξ , the estimated distribution $L_{b,m,n}$ takes value

$$L_{b,m,n}(\Xi) = \frac{1}{K_{m,n}} \sum_{i=1}^{K_{m,n}} I\left(\hat{T}_{b,n}(Z_{b,n,0}) \left[\hat{\theta}_{b,n}(Z_{b,n,i}) - \hat{\theta}_m(Z_{m,n})\right] \in \Xi\right). \quad (2)$$

Let $\mathcal{F} \in \mathbb{R}^d$ be nonempty closed set. We will construct confidence sets $x \cdot \mathcal{F} = \{xf : f \in \mathcal{F}\}$, that are multiples of \mathcal{F} , for appropriate data-dependent x . Thus, for $\alpha \in (0, 1)$, define

$$c_{b,m,n}(1 - \alpha) = \inf\{x \geq 0 : L_{b,m,n}(x \cdot \mathcal{F}) \geq 1 - \alpha\},$$

and let $\Xi_{L,b,m,n} = c_{b,m,n}(1 - \alpha) \cdot \mathcal{F}$.

Our first result shows that we can perform asymptotic statistical inference in this setting when the distributions $\hat{J}_{m,n}$ of $\hat{T}_{m,n}(Z_{m,n})(\hat{\theta}_{m,n}(Z_{m,n}) - \theta_n)$ and $\hat{J}_{b,n}$ of $\hat{T}_{b,n}(Z_{b,n,0})(\hat{\theta}_{b,n}(Z_{b,n,0}) - \theta_n)$ both converge to a *limiting error distribution* J . This distribution may depend on the unknown sequence $(\mathcal{D}_n)_{n \geq 1}$ of datasets, and thus be unknown. This result is an analogue of Corollary 2.2.1 of Politis et al. (1999) on subsampling, but is applicable to more general randomized algorithms and considers deterministic data. Let

$$c(1 - \alpha) = \inf\{x \geq 0 : J(x \cdot \mathcal{F}) \geq 1 - \alpha\},$$

which will be guaranteed to be finite in our setting, and let $\Xi_J = c(1 - \alpha) \cdot \mathcal{F}$. Sub-randomization essentially estimates Ξ_J by $\Xi_{L,b,m,n}$, while also taking into account the scaling factors $\hat{T}_{m,n}, \hat{T}_{b,n}$. See Section 6.4 for the proof of the following result.

Theorem 2.2 (Inference via sub-randomization). *Consider a sequence of problems as defined above. Suppose that $m, n, b, K_{m,n} \rightarrow \infty$, while*

$$\hat{J}_{m,n} \Rightarrow J \text{ and } \hat{J}_{b,n} \Rightarrow J. \quad (3)$$

Suppose further that $\hat{T}_{b,n}(Z_{b,n,0})T_{b,n}^{-1} \rightarrow_P I_d$ in $Z_{b,n,0}$ -probability and $(\hat{T}_{m,n}(Z_{m,n}) - \hat{T}_{b,n}(Z_{b,n,0}))_{n \geq 1}$ is invertible with $\{Z_{m,n}, Z_{b,n,0}\}$ -probability tending to unity. Let \mathcal{F} be a closed convex set such that

$\lim_{x \searrow 0} J(x \cdot \mathcal{F}) = 0$, $\lim_{x \rightarrow \infty} J(x \cdot \mathcal{F}) = 1$, and Ξ_J is a continuity set of J . Then, the sub-randomization method has asymptotically valid coverage, with respect to the randomness in $Z_{b,n,i}$, $i \in [0 : K_{m,n}]$,

$$P_{Z_{m,n}} \left(\theta_n \in \hat{\theta}_m - \left(\hat{T}_{m,n}(Z_{m,n}) - \hat{T}_{b,n}(Z_{b,n,0}) \right)^{-1} \Xi_{L,b,m,n} \right) \rightarrow_P 1 - \alpha.$$

Algorithm 1 Inference via sub-randomization

Require: Data \mathcal{D}_n that can be accessed by algorithm \mathcal{A} , and unknown parameter of interest $\theta_n = \theta_n(\mathcal{D}_n)$. Parameter estimators $\hat{\theta}_{m,n}, \hat{\theta}_{b,n}$ and scaling factors $\hat{T}_{m,n}, \hat{T}_{b,n}$ that depend on the output of the algorithm, such that the distributions of $\hat{T}_{m,n}(\hat{\theta}_{m,n} - \theta_n)$ and $\hat{T}_{b,n}(\hat{\theta}_{b,n} - \theta_n)$ converge to the same limiting distribution when $n, m, b \rightarrow \infty$. Number of repetitions $K_{m,n} > 0$, confidence level $\alpha \in (0, 1)$, and closed convex set $\mathcal{F} \subseteq \mathbb{R}^d$ satisfying the conditions from Theorem 2.2.

- 1: Compute $Z_{m,n} = \mathcal{A}_m(\mathcal{D}_n)$ and $\hat{\theta}_m(Z_{m,n})$.
 - 2: **for** $i = 0, 1, \dots, K_{m,n}$ **do**
 - 3: Compute $Z_{b,n,i} = \mathcal{A}_b(\mathcal{D}_n, S_{b,n,i})$ and $\hat{\theta}_{b,n}(Z_{b,n,i})$, for independent random variables $S_{b,n,i}$.
 - 4: **end for**
 - 5: Compute scaling factor estimate $\hat{T}_{b,n}(Z_{b,n,0})$.
 - 6: Define distribution $L_{b,m,n}(\Xi) = \frac{1}{K_{m,n}} \sum_{i=1}^{K_{m,n}} I \left(\hat{T}_{b,n}(Z_{b,n,0}) \left[\hat{\theta}_{b,n}(Z_{b,n,i}) - \hat{\theta}_m(Z_{m,n}) \right] \in \Xi \right)$.
 - 7: Compute quantile $c_{b,m,n}(1 - \alpha) = \inf\{x \geq 0 : L_{b,m,n}(x \cdot \mathcal{F}) \geq 1 - \alpha\}$.
 - 8: Output confidence set $\hat{\theta}_m(Z_{m,n}) - \left(\hat{T}_{m,n}(Z_{m,n}) - \hat{T}_{b,n}(Z_{b,n,0}) \right)^{-1} [c_{b,m,n}(1 - \alpha) \cdot \mathcal{F}]$, with asymptotic coverage probability $1 - \alpha$ for the parameters θ_n .
-

See Algorithm 1. Compared to Proposition 2.1, this result does not require knowing the limiting distribution J . While the conditions of the theorem imply that the sequence of random vectors $T_{b,n}(\hat{\theta}_{b,n}(Z_{b,n,0}) - \theta_n)$ converges in distribution to J , this does not directly yield a method for statistical inference, as $T_{b,n}$ are in general not known. To apply our methodology, in examples we will typically first show $\mathcal{L} \left(T_{b,n}(\hat{\theta}_{b,n}(Z_{b,n,0}) - \theta_n) \right) \Rightarrow J$, along with $\hat{T}_{b,n}(Z_{b,n,0}) T_{b,n}^{-1} \xrightarrow{P} I_d$, which will ensure that $\hat{J}_{m,n} \Rightarrow J$ holds. In such cases, one can understand the condition that $(\hat{T}_{m,n}(Z_{m,n}) - \hat{T}_{b,n}(Z_{b,n,0}))_{n \geq 1}$ is invertible in the setting of converging scale discussed next in Section 2.2.1. In that setting, it amounts to $\tau_m \neq \tau_b$ for $b \neq m$, which holds in our examples of interest in Section 3.1.

Theorem 2.2 requires Ξ_J to be a continuity set of J . Often, the distribution J will be continuous and supported on all of \mathbb{R}^d , such as a multivariate normal distribution, thus this condition will hold. In such cases, we may take \mathcal{F} to be the any closed and bounded convex set with a small ball containing the origin in its interior, such as the closed unit ball in \mathbb{R}^d , and the required conditions for \mathcal{F} and Ξ_J hold.

2.2.1 Sub-randomization inference under converging scale

In the setting of *converging scale*, where for some *known* sequence $(\tau_k)_{k \geq 1}$ of scaling factors, $(T_{m,n}/\tau_m)(T_{b,n}/\tau_b)^{-1} \rightarrow I_d$, the methodology simplifies. In this case, we will be able to replace the

matrices $T_{m,n}$ and $\widehat{T}_{m,n}$ by the scalars τ_m . We will be able to check this condition in our examples of interest.

Define the distribution $L'_{b,m,n}$ such that for measurable sets $\Xi \subset \mathbb{R}^d$,

$$L'_{b,m,n}(\Xi) = \frac{1}{K_{m,n}} \sum_{i=1}^{K_{m,n}} I\left(\tau_b \left[\widehat{\theta}_{b,n}(Z_{b,n,i}) - \widehat{\theta}_m(Z_{m,n})\right] \in \Xi\right). \quad (4)$$

For a set $\mathcal{F} \in \mathbb{R}^d$ with properties specified later, define

$$c'_{b,m,n}(1 - \alpha) = \inf\{x \geq 0 : L'_{b,m,n}(x \cdot \mathcal{F}) \geq 1 - \alpha\},$$

and let $\Xi'_{L,b,m,n} = c'_{b,m,n}(1 - \alpha) \cdot \mathcal{F}$. Recall that $J_{m,n}$ is the distribution of $T_{m,n}(\widehat{\theta}_{m,n}(Z_{m,n}) - \theta_n)$, and let $J_{b,n}$ be the distribution of $T_{b,n}(\widehat{\theta}_{b,n}(Z_{b,n,0}) - \theta_n)$. We will suppose they converge to a limit distribution J . For a given $\Sigma \in \mathbb{S}_+^{d \times d}$, define the probability distribution J' such that for measurable sets $\Xi \subset \mathbb{R}^d$, $J'(\Xi) = J(\Sigma^{1/2} \cdot \Xi)$. Further, let $c'(1 - \alpha) = \inf\{x \geq 0 : J'(x \cdot \mathcal{F}) \geq 1 - \alpha\}$ and let $\Xi'_{J'} = c'(1 - \alpha) \cdot \mathcal{F}$. For a positive definite matrix M , its condition number is defined as the ratio of its largest and smallest eigenvalues. See Section 6.5 for the proof of the following result.

Corollary 2.3 (Sub-randomization inference under converging scale). *Consider a sequence of problems as defined above. Suppose that $m, n, b, K_{m,n} \rightarrow \infty$, while for some probability distribution J that may depend on the unknown sequence $(\mathcal{D}_n)_{n \geq 1}$ of datasets,*

$$J_{m,n} \Rightarrow J \text{ and } J_{b,n} \Rightarrow J. \quad (5)$$

Consider the setting of converging scale, where $(T_{m,n}/\tau_m)(T_{b,n}/\tau_b)^{-1} \rightarrow I_d$, and $\tau_m \neq \tau_b$ for any large enough $m \neq b$. Suppose $T_{m,n}$ have condition number bounded uniformly over n , and \mathcal{F} is a closed convex set such that for all $\Sigma^{1/2} \in \mathbb{S}_+^{d \times d}$ that is a limit point of a subsequence of $(T_{m,n}/\|T_{m,n}\|)_{n \geq 1}$, $\lim_{x \searrow 0} J(x \cdot \Sigma^{1/2} \mathcal{F}) = 0$, $\lim_{x \rightarrow \infty} J(x \cdot \Sigma^{1/2} \mathcal{F}) = 1$, and $\Sigma^{1/2} \Xi'_{J'}$ is a continuity set of J . Then sub-randomization inference has asymptotically correct coverage, i.e., with respect to the randomness in $Z_{b,n,i}$, $i \in [K_{m,n}]$,

$$P_{Z_{m,n}} \left(\theta_n \in \widehat{\theta}_m - (\tau_m - \tau_b)^{-1} \Xi'_{L,b,m,n} \right) \rightarrow_P 1 - \alpha. \quad (6)$$

As in Theorem 2.2, J will often be continuous and supported on all of \mathbb{R}^d , in which case any closed and bounded convex set \mathcal{F} with a small ball containing the origin in its interior satisfies the required conditions.

Compared with the general sub-randomization method from Theorem 2.2, the advantage of this method from Corollary 2.3 is that it does not require using estimators $\widehat{T}_{m,n}$ of the scaling factors $T_{m,n}$, as scaling is automatically accounted for. A simplified result on inference via sub-randomization for a scalar parameter is provided in Section 6.3.

2.3 Multi-run plug-in inference for a normal limit distribution

In the special case when the distribution of $J_{m,n}$ of $T_{m,n}(\widehat{\theta}_m - \theta_n)$ converges to a *normal limiting distribution*, then one can develop a simpler *multi-run plug-in inference* method. This relies on estimating the scaling factors $T_{m,n}$ based on multiple runs of the algorithm. Since the limiting

distributions is often normal in our examples, this method will be applicable. As we can absorb the limiting covariance matrix into $T_{m,n}$, we can assume without loss of generality that $J_{m,n} \Rightarrow \mathcal{N}(0, I_d)$. We draw $K_{m,n} > 0$ independent observations $Z_{m,n,i} = \mathcal{A}_m(\mathcal{D}_n, S_{m,n,i})$, where $S_{m,n,i} \sim Q_{m,n}$ are i.i.d. for $i \in [K_{m,n}]$, from the same process as $Z_{m,n}$.

We compute $\hat{\theta}_{m,i} = \hat{\theta}_m(Z_{m,n,i})$ for $i \in [K_{m,n}]$ and let $\hat{\theta}_{K,m}^* = K_{m,n}^{-1} \sum_{i=1}^{K_{m,n}} \hat{\theta}_{m,i}$. We further construct the following plug-in estimators of the covariance matrix of $\hat{\theta}_m$ and of $T_{m,n}$:

$$\hat{\Sigma}_{K,m,n} = K_{m,n}^{-1} \sum_{i=1}^{K_{m,n}} (\hat{\theta}_{m,i} - \hat{\theta}_{K,m}^*)(\hat{\theta}_{m,i} - \hat{\theta}_{K,m}^*)^\top, \text{ and } \hat{T}_{K,m,n} = \hat{\Sigma}_{K,m,n}^{-1/2}. \quad (7)$$

In Section 6.6 we show the following result, which states the validity of multi-run plug-in inference for a normal limit distribution, and under a bounded variance; by showing that $\hat{T}_{K,m,n}$ is a ratio-consistent estimator of $T_{m,n}$.

Theorem 2.4 (Multi-run plug-in inference for a normal limit). *Consider a sequence of problems as defined above. Suppose that $m, n, K_{m,n} \rightarrow \infty$, while*

$$J_{m,n} \Rightarrow \mathcal{N}(0, I_d). \quad (8)$$

For $A_{m,n} \sim J_{m,n}$, suppose that as $m, n \rightarrow \infty$, $\mathbb{E}A_{m,n} \rightarrow 0$, $\mathbb{E}A_{m,n}A_{m,n}^\top \rightarrow I_d$, and the variances $\text{Var}[(v^\top A_{m,n})^2]$ are uniformly bounded over m, n and all $v \in \mathbb{R}^d$ with $\|v\| = 1$. Then, the multi-run plug-in inference method is asymptotically valid, i.e., with respect to the randomness in $Z_{m,n,i}$, $i \in [K_{m,n}]$, for $\alpha \in (0, 1)$, and a measurable set Ξ with $P_{\Delta \sim \mathcal{N}(0, I_d)}(\Delta \in \Xi) = 1 - \alpha$, we have the convergence in probability

$$P_{Z_{m,n}} \left(\theta_n \in \hat{\theta}_m - \hat{T}_{K,m,n}^{-1} \Xi \right) \rightarrow_P 1 - \alpha.$$

In a setting similar to that of converging scales from Section 2.2.1, multi-run plug-in inference can be used by estimating the $T_{m,n}$ based on randomized estimators of a possibly smaller output size $b \leq m$. This is shown in the following result, proved in Section 6.7.

Corollary 2.5 (Multi-run plug-in inference with centering and scaling estimated using different output sizes). *Under the conditions of Theorem 2.4, with m replaced by b everywhere, suppose that we still have $m \rightarrow \infty$ and $J_{m,n} \Rightarrow \mathcal{N}(0, I_d)$. Suppose further that for some known sequence $(\tau_k)_{k \geq 1}$, $(T_{m,n}/\tau_m)(T_{b,n}/\tau_b)^{-1} \rightarrow I_d$. Then, the multi-run plug-in inference method is asymptotically valid with an output size b , i.e., for $\alpha \in (0, 1)$, and a measurable set Ξ with $P_{\Delta \sim \mathcal{N}(0, I_d)}(\Delta \in \Xi) = 1 - \alpha$, with respect to the randomness in $Z_{b,n,i}$, $i \in [K_{b,n}]$,*

$$P_{Z_{m,n}} \left(\theta_n \in \hat{\theta}_m - \frac{\tau_b}{\tau_m} \hat{T}_{K,b,n}^{-1} \Xi \right) \rightarrow_P 1 - \alpha.$$

2.4 Inference by multi-run aggregation for nearly unbiased estimators

Under the alternative assumption that the bias of the randomized estimator $\hat{\theta}_b$ for θ_n is negligible compared to its standard error, we can develop a more accurate *multi-run aggregation* method. In our least squares examples, the sketch-and-solve estimators have a small bias and the partial sketching estimators can be bias-corrected, and so this method will be applicable. Specifically, in

multi-run aggregation, we construct confidence sets for θ_n by a process similar to multi-run plug-in estimation, but *centering at the sample mean of the estimators* $\hat{\theta}_b(Z_{b,n,i})$, $i \in [K_{b,n}]$ for a positive integer $b < n$.

As in Section 2.3, draw $K_{b,n} > 0$ independent observations $Z_{b,n,i} = \mathcal{A}_b(\mathcal{D}_n, S_{b,n,i})$, where $S_{b,n,i} \sim Q_{b,n}$ are i.i.d. for $i \in [K_{b,n}]$, and compute $\hat{\theta}_{b,i} = \hat{\theta}_b(Z_{b,n,i})$ for $i \in [K_{b,n}]$. The following result, proved in Section 6.8, shows the validity of inference by multi-run aggregation. Below, $\lambda_d(M)$ refers to the smallest eigenvalue of a $d \times d$ positive semi-definite matrix M .

Theorem 2.6 (Inference by multi-run aggregation). *Consider a sequence of problems as defined above. Suppose that $b, n, K_{b,n} \rightarrow \infty$, and there exists a $a > 0$ such that $\mathbb{E}|v^\top \hat{\theta}_b|^{2+a}$ is uniformly bounded over b, n and all $v \in \mathbb{R}^d$ with $\|v\| = 1$. Let $\lambda_{b,n} = \lambda_d(\text{Cov}[\hat{\theta}_b])$, and suppose that $\|\mathbb{E}\hat{\theta}_b - \theta_n\| = o(K_{b,n}^{-1/2} \lambda_{b,n}^{1/2})$. Then, the multi-run aggregation method is asymptotically valid; i.e., for $\alpha \in (0, 1)$, and a measurable set Ξ with $P_{\Delta \sim \mathcal{N}(0, I_d)}(\Delta \in \Xi) = 1 - \alpha$, with $\hat{T}_{K,b,n}$ from (7) with b instead of m , we have*

$$P \left(\theta_n \in \frac{1}{K_{b,n}} \sum_{i=1}^{K_{b,n}} \hat{\theta}_{b,i} - \frac{1}{K_{b,n}^{1/2}} \hat{T}_{K,b,n}^{-1} \Xi \right) \rightarrow 1 - \alpha.$$

The advantage of this method compared to the ones discussed above is that centering at the empirical average of $\hat{\theta}_{b,i}$, $i \in [K_{b,n}]$, reduces the variability by a factor of $K_{b,n}^{1/2}$ compared to scaling by $\hat{T}_{K,b,n}^{-1}$ for the plug-in method. Thus, when this method is applicable, we expect it to produce short confidence intervals. The condition on the bias can also be interpreted as imposing an upper bound $K_{b,n} = o(\lambda_{b,n} / \|\mathbb{E}\hat{\theta}_b - \theta_n\|^2)$ on the number $K_{b,n}$ of estimators averaged; if $\mathbb{E}\hat{\theta}_b = \theta_n$ for all sufficiently large n, b , this number can be arbitrarily large. This method is distantly related to bagging (Breiman, 1996), but averages based on arbitrary randomized algorithms instead of bootstrapping.

From the proof of Theorem 2.6, we can see that a bound on the bias such as $\|\mathbb{E}\hat{\theta}_b - \theta_n\| = o(K_{b,n}^{-1/2} \lambda_{b,n}^{1/2})$ is necessary. Considering the univariate case, if the distribution $J_{b,n}$ of $\tau_b(c^\top \hat{\theta}_b - c^\top \theta_n)$ converges to a limiting distribution J with expectation denoted by $m_J > 0$, and the sequence of random variables $[\tau_b(c^\top \hat{\theta}_b - c^\top \theta_n)]^2$ is uniformly integrable, then $\mathbb{E}c^\top \hat{\theta}_b - c^\top \theta_n \geq (2\tau_b)^{-1} m_J$ for sufficiently large b, n , and the uniform integrability also implies that $v_{b,n} = \text{Var} \left[c^\top \hat{\beta}_b \right] = O(\tau_b^{-2})$. Consequently, centering at the sample mean of $\{\hat{\theta}_{b,i}\}_{i=1}^{K_{b,n}}$ introduces a non-vanishing bias; and inference by multi-run aggregation is not directly valid in this scenario. To further understand this, we notice that $\hat{\theta}_{b,i}$, $i \in [K_{b,n}]$ are i.i.d., and hence we can do inference for parameters of their distribution, such as their mean $\mathbb{E}\hat{\theta}_b$; for inferences about θ_n to be possible, additional conditions such as small-bias has to hold.

Finally, we summarize the proposed methods, categorized by the conditions under which they are applicable, in Figure 2.

3 Examples

In this section, we first illustrate how to apply our inference framework to the sketched least squares problems highlighted as a motivating example in Section 2. We then provide various examples to which the proposed methods can be applied, including iterative sketching in least squares, stochastic optimization, and sketched principal component analysis.

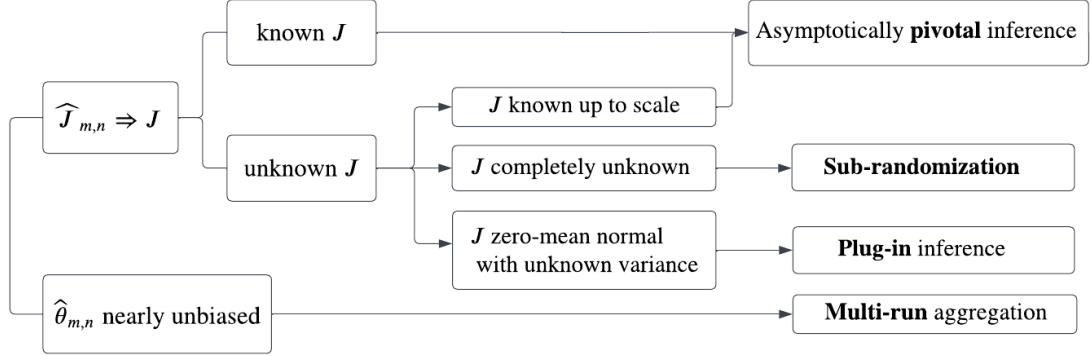


Figure 2: Methods for statistical inference via randomized algorithms, categorized by the conditions under which they are applicable.

3.1 Sketch-and-solve least squares

We start with the example of least squares problems, which are ubiquitous on their own, and are also a building block of more complex problems. Recall from Section 2 that for a deterministic $n \times p$ input feature matrix X_n and a deterministic $n \times 1$ outcome vector y_n , the full data is $\mathcal{D}_n = (X_n, y_n)$, but we cannot directly access (X_n, y_n) . The observed data for sketch-and-solve regression is $Z_{m,n} = (\tilde{X}_m, \tilde{y}_{m,n}) = (S_{m,n}X_n, S_{m,n}y_n)$, where $S_{m,n}$ is an $m \times n$ random sketching matrix. For partial sketching, the observed data are $S_{m,n}X_n$ and $X_n^\top y_n$. The least squares parameter is⁴ $\beta_n := X_n^\dagger y_n$, where $X_n^\dagger = (X_n^\top X_n)^{-1} X_n^\top$. Considering $p \rightarrow \infty$, we will develop statistical inference methods for linear combinations—contrasts— $\theta_n = c^\top \beta_n$ of the least squares parameters, for sequences of $p \times 1$ vectors $c = c_p$ of unit Euclidean norm, such as the canonical basis vectors, dropping the subscript p for simplicity. In Section 6.19, we discuss how this setting allows for inference for a true linear regression parameter β_n^* when X_n, y_n are sampled from a linear model $y_n = X_n \beta_n^* + \tilde{r}_n$, for some noise \tilde{r}_n .

We will study the sketch-and-solve (or, complete sketching) least squares and partial sketching estimators, respectively:

$$\hat{\beta}_{m,n}^{(s)} = \left(\tilde{X}_m^\top \tilde{X}_m \right)^{-1} \tilde{X}_m^\top \tilde{y}_{m,n} \quad \text{and} \quad \hat{\beta}_{m,n}^{(\text{pa})} = \left(\tilde{X}_m^\top \tilde{X}_m \right)^{-1} X_n^\top y_n;$$

and we will write $\hat{\beta}_{m,n}$ when we want to simultaneously refer to both of them. As shown by Ahfock et al. (2021), and as we will discuss in more detail, complete sketching is more accurate when the signal strength is large.

We study two types of random sketching matrices $S_{m,n}$: (1) having i.i.d. entries and (2) Haar sketches chosen uniformly over partial orthogonal matrices. Random sub-sampling of the rows of X_n and associated outcomes in y_n is also of interest, especially due to its speed. However, random sampling can require more stringent conditions to retain good statistical properties, for

⁴Here, we need to introduce the new notation β_n for this parameter, because the parameter of interest for inference will be $\theta_n = c^\top \beta_n$.

Table 1: The values of $\tau_m, \alpha_m, \sigma_n, \sigma'_n$ for the asymptotic distribution of $\hat{\beta}_{m,n}^{(s)}$ and $\hat{\beta}_{m,n}^{(pa)}$, with $q_n := c^\top (X_n^\top X_n)^{-1} c$.

	$\hat{\beta}_{m,n}^{(s)}, \hat{\beta}_{m,n}^{(pa)}$	$\hat{\beta}_{m,n}^{(s)}$	$\hat{\beta}_{m,n}^{(pa)}$	
	τ_m	σ_n^2	α_m	$\sigma_n'^2$
i.i.d. ($\kappa_4 = 3$)	$(m-p)^{1/2}$	$q_n \ \varepsilon_n\ ^2$	$\frac{m-p}{m}$	$q_n \ X_n \beta_n\ ^2 + (c^\top \beta_n)^2$
Haar	$\left(\frac{(m-p)(n-p)}{n-m}\right)^{1/2}$	$q_n \ \varepsilon_n\ ^2$	$\frac{n(m-p)}{m(n-p)}$	$q_n \ X_n \beta_n\ ^2 + (c^\top \beta_n)^2$

instance that the influence scores of the datapoints are all comparable (e.g., Ma et al., 2022). As we discuss in Section 6.9, when the data matrix is sparse, sampling can yield a singular matrix, unlike i.i.d. or Haar sketching. Therefore, we do not consider subsampling further, except in some of our simulations.

We will establish that for some standard errors $\sigma_n, \tau_m \sigma_n^{-1} (c^\top \hat{\beta}_{m,n}^{(s)} - c^\top \beta_n) \Rightarrow \mathcal{N}(0, 1)$; and $\tau_m \sigma_n'^{-1} (\alpha_m c^\top \hat{\beta}_{m,n}^{(pa)} - c^\top \beta_n) \Rightarrow \mathcal{N}(0, 1)$, for some bias-correction factor α_m . Table 1 summarizes the corresponding choices of $\tau_m, \alpha_m, \sigma_n$, and σ'_n . Our results also show that we can write $\sigma_n^2 = c^\top \Sigma_n c$ for appropriate Σ_n ; for instance, according to Table 1, for complete sketching with i.i.d. sketching matrices having kurtosis $\kappa_4 = 3$, $\Sigma_n = (X_n^\top X_n)^{-1} \|\varepsilon_n\|^2$. For any given sequence of $p \times k$ matrices $\{\Phi_{p,k}\}$ with k fixed and satisfying that $\Phi_{p,k}^\top \Sigma_n \Phi_{p,k} / \|\Phi_{p,k}^\top \Sigma_n \Phi_{p,k}\|_{\text{op}}$ belong to a fixed compact set $\mathcal{B} \subset \mathbb{S}_+^{k \times k}$ for all n , this leads to the following limiting distribution of multiple linear combinations: $\tau_m (\Phi_{p,k}^\top \Sigma_n \Phi_{p,k})^{-1/2} (\Phi_{p,k}^\top \hat{\beta}_{m,n}^{(s)} - \Phi_{p,k}^\top \beta_n) \Rightarrow \mathcal{N}(0, I_k)$; see Section 6.10 for the argument. The analogous claim holds for partial sketching.

We consider sketching matrices with i.i.d. entries, which are the prototypical example of a random sketching matrix. They include relatively sparse matrices $S_{m,n}$ having a constant fraction of nonzero entries, which has been beneficial in speeding up the solutions of certain computational problems (Achlioptas, 2001). We also present results for uniform partial orthogonal (Haar) sketching matrices in Section 6.15. We consider the following asymptotic regime:

Condition 3.1 (Asymptotic regime). *As $m, n \rightarrow \infty$ we have that p is fixed or $p \rightarrow \infty$, such that $\limsup p/n < 1$, $\limsup p/m < 1$, and $\limsup m/n < \infty$.*

This asymptotic setting that allows $p \rightarrow \infty$ has not been previously studied in the literature on inference via randomized algorithms in least squares. In the above condition, we exclude $\lim m/n \rightarrow \infty$ as only $m \leq n$ can reduce computational cost. The next result provides the limiting distributions of sketch-and-solve and partial sketching estimators, and is proved in Section 6.11. We denote $\varepsilon_n = y_n - X_n \beta_n = (\varepsilon_{n,1}, \dots, \varepsilon_{n,n})^\top$ and write x_1, \dots, x_n for the rows of X_n .

If $\varepsilon_n = 0$, then y_n lies in the column space of X_n , and so provided \tilde{X}_m has full rank, the sketch-and-solve estimator exactly recovers the least squares parameter, i.e., $\hat{\beta}_{m,n}^{(s)} = \beta_n$. Therefore, we consider the case that $\varepsilon_n \neq 0$ for all large n for the sketch-and-solve estimator. A similar statement holds for $y_n - \varepsilon_n$ for the partial sketching estimator.

Theorem 3.2 (Distributions of estimators obtained via sketching with i.i.d. entries). *Under the asymptotic regime from Condition 3.1, suppose that the entries of $S_{m,n}$ are i.i.d. copies of $S_{0,m,n}/m^{1/2}$, where $S_{0,m,n}$ has zero mean, unit variance, kurtosis $\kappa_{n,4} = \mathbb{E}S_{0,m,n}^4$ and for an arbitrary*

sequence $(C_\ell)_{\ell \geq 1}$, we have $\mathbb{E}|S_{0,m,n}|^\ell \leq C_\ell$ for all $\ell \in \mathbb{N}$. Letting

$$\sigma_n^2 := (\kappa_{n,4} - 3) \sum_{k=1}^n [c^\top (X_n^\top X_n)^{-1} x_k \varepsilon_{n,k}]^2 + \frac{m}{m-p} c^\top (X_n^\top X_n)^{-1} c \cdot \|\varepsilon_n\|^2, \quad (9)$$

if $\varepsilon_n \neq 0$ for all large n , we have

$$m^{1/2} \sigma_n^{-1} c^\top (\hat{\beta}_{m,n}^{(s)} - \beta_n) \Rightarrow \mathcal{N}(0, 1). \quad (10)$$

Letting

$$\begin{aligned} \sigma_n'^2 := & (\kappa_{n,4} - 3) \sum_{k=1}^n [c^\top (X_n^\top X_n)^{-1} x_k (y_{n,k} - \varepsilon_{n,k})]^2 \\ & + \frac{m}{m-p} [\|y_n - \varepsilon_n\|^2 c^\top (X_n^\top X_n)^{-1} c + (c^\top \beta_n)^2], \end{aligned} \quad (11)$$

if $y_n \neq \varepsilon_n$ for all large n , we have

$$m^{1/2} \sigma_n'^{-1} \left(\frac{m-p}{m} c^\top \hat{\beta}_{m,n}^{(pa)} - c^\top \beta_n \right) \Rightarrow \mathcal{N}(0, 1). \quad (12)$$

We emphasize that Theorem 3.2 does not place *any assumptions* of the data (X_n, y_n) . The only conditions are on the randomized algorithm.

Remark 3.3. *The moment condition in Theorem 3.2 allows many choices for the distribution of the entries of $S_{m,n}$, including scaled Rademacher distributions, say $P(S_{0,m,n} = \pm\alpha/\sqrt{2}) = \alpha^{-2}$ for some positive α , or sub-Gaussian distributions. It can be checked based on the current proof that the existence of all moments can be relaxed to the existence of the first ℓ_0 moments, for a large positive constant ℓ_0 . We will discuss the required modifications of the proof in Lemmas 6.2 and 6.7 correspondingly. Determining the smallest viable choice for ℓ_0 is worth investigating. However, our result relies on prior work on extreme eigenvalues of sample covariance matrices (Knowles and Yin, 2017). Necessary and sufficient moment conditions for these have not been determined. As the study of extreme eigenvalues falls beyond our scope, we do not aim to determine ℓ_0 .*

We now discuss the applicability of the methods for statistical inference from Section 2. To use *asymptotically pivotal inference* as in Theorem 2.1, we need to estimate τ_n , or equivalently σ_n . For this, we show next that under some additional mild conditions, the first term in σ_n^2 from (9) is negligible compared to the second term; see Section 6.12 for the proof.

Corollary 3.4 (Simplified distributions of i.i.d. sketching estimators). *Under the conditions from Theorem 3.2, if*

$$\lim_{n \rightarrow \infty} \max_{i=1, \dots, n} \frac{[c^\top (X^\top X)^{-1} x_i]^2}{c^\top (X^\top X)^{-1} c} = 0, \quad \text{or} \quad \lim_{n \rightarrow \infty} \max_{i=1, \dots, n} \frac{|\varepsilon_{n,i}|}{\|\varepsilon_n\|} = 0, \quad \text{or} \quad \kappa_{n,4} = 3 + o(1), \quad (13)$$

then (10) holds when σ_n^2 from (9) is redefined by excluding its first component. If

$$\lim_{n \rightarrow \infty} \max_{i=1, \dots, n} \frac{[c^\top (X^\top X)^{-1} x_i]^2}{c^\top (X^\top X)^{-1} c} = 0, \quad \text{or} \quad \lim_{n \rightarrow \infty} \max_{i=1, \dots, n} \frac{|y_{n,i} - \varepsilon_{n,i}|}{\|y_n - \varepsilon_n\|} = 0, \quad \text{or} \quad \kappa_{n,4} = 3 + o(1), \quad (14)$$

then (12) holds when $\sigma_n'^2$ from (11) is redefined by excluding its first component.

Since $\sum_{i=1}^n [c^\top (X^\top X)^{-1} x_i]^2 = c^\top (X^\top X)^{-1} c$, the first condition in (13) requires that the vector c is generic and not too correlated with any datapoint x_i in the geometry induced by the Mahalanobis metric. The second condition in (13) requires that the normalized residuals $|\varepsilon_{n,i}|/\|\varepsilon_n\|$ are small; so that there are no large outliers. The second condition in (14) requires that the normalized fitted values $|(X_n \beta_n)_i|/\|X_n \beta_n\|$ are small. These can be viewed as mild conditions, and further, only one of the two has to hold for each algorithm (or, we can have kurtosis close to three).

The next result provides an estimator of σ_n^2 for Gaussian sketching. Let $\tilde{\varepsilon}_n = \tilde{y}_{m,n} - \tilde{X}_{m,n} \hat{\beta}_{m,n}^{(s)}$, and denote the aspect ratios $\iota_n := m/n$, $\gamma_n := p/n$, which will be used frequently in the remainder. See Section 6.13 for the proof.

Proposition 3.5 (Variance estimation for Gaussian sketching). *Under the asymptotic regime from Condition 3.1, for Gaussian sketching estimators, with*

$$\widehat{\sigma}_n^2 := \frac{\iota_n}{\iota_n - \gamma_n} c^\top (\tilde{X}_m^\top \tilde{X}_m)^{-1} c \|\tilde{\varepsilon}_n\|^2;$$

and

$$\widehat{\sigma}_n^{\prime 2} = \frac{\iota_n - \gamma_n}{\iota_n} \left[\hat{\beta}_{m,n}^{(\text{pa})\top} \tilde{X}_m^\top \tilde{X}_m \hat{\beta}_{m,n}^{(\text{pa})} c^\top (\tilde{X}_m^\top \tilde{X}_m)^{-1} c + (c^\top \hat{\beta}^{(\text{pa})})^2 \right],$$

we have

$$\frac{\widehat{\sigma}_n^2}{\sigma_n^2} \rightarrow_P 1, \quad \text{and} \quad \frac{\widehat{\sigma}_n^{\prime 2}}{\sigma_n^{\prime 2}} \rightarrow_P 1.$$

From Theorem 3.2 and Proposition 3.5, it follows that for Gaussian sketching, we can make inferences using the pivotal method given in Proposition 2.1. We will not aim to develop estimators of σ_n^2 and $\sigma_n^{\prime 2}$ for general i.i.d. sketching matrices, since this runs into additional technical difficulties. Specifically, this turns out to require determining the limit of I_3 in (78) in the proof, which appears to be challenging.

However, Theorem 3.2 implies that under the milder conditions of Corollary 3.4 (not requiring Gaussian sketching), one can construct confidence intervals for $c^\top \beta_n$ from the sketched data via inference by *sub-randomization* under a converging scale setting (Corollary 2.3). In that result, we use $d = 1$, while the dimension $p = p(n, m)$ here is viewed as an additional n, m -dependent quantity specifying the problem. Then we take $\tau_m = (m-p)^{1/2}$ and $T_{m,n} = (m-p)^{1/2} / ([c^\top (X_n^\top X_n)^{-1} c]^{1/2} \|\varepsilon_n\|)$. Indeed, note that here $T_{m,n}/\tau_m = T_{b,n}/\tau_b = [c^\top (X_n^\top X_n)^{-1} c]^{1/2} \cdot \|\varepsilon_n\|$. Further, $b < m$ must satisfy the same growth rate conditions as m in Condition 3.1, so that $\limsup p/b < 1$, and $\limsup b/n < \infty$. Moreover, Corollary 2.3 further requires that $m - p(n, m) \neq b - p(n, b)$ for all large enough m, b , which holds for instance if $p(n, b) \leq p(n, m)$ for $b < m$. The other conditions required by Corollary 2.3 clearly hold: Since $T_{m,n}$ is a scalar, its condition number is unity; and since J is the standard normal distribution, the conditions for \mathcal{F} hold by taking $\mathcal{F} = [-1, 1]$.

Moreover, we can also use *multi-run plug-in inference* (Corollary 2.5) with the same choices as above. By (23) and (38), $\mathbb{E}|\tau_b \sigma_n^{-1} c^\top (\hat{\beta}_{b,n}^{(s)} - \beta_n)|^{2+a}$ are uniformly bounded for some $a > 0$. Hence, for $A_{b,n} \sim J_{b,n}$, $A_{b,n}$ and $A_{b,n}^2$ are uniformly integrable, so the required conditions $\mathbb{E}A_{b,n} \rightarrow 0$ and $\mathbb{E}A_{b,n}^2 \rightarrow 1$ hold. For partial sketching, by (67) and (39), $\mathbb{E}|\tau_b (\sigma_n')^{-1} [b^{-1}(b-p)c^\top \hat{\beta}_{b,n}^{(\text{pa})} - c^\top \beta_n]|^{2+a}$ are uniformly bounded for some $a > 0$, so the required conditions also hold.

Finally, the following result, proved in Section 6.14, shows that the bias of i.i.d. sketching estimators is bounded by $O(m^{-1})$. This implies that we can construct confidence intervals for $c^\top \beta_n$ via inference by *multi-run aggregation* if we choose any $K \ll b$ in Theorem 2.6. This follows by

using Theorem 2.6 with $\lambda_{b,n} = b^{-1}\sigma_n^2$ and by the fact that $\mathbb{E}|\tau_b\sigma_n^{-1}c^\top(\hat{\beta}_{b,n}^{(s)} - \beta_n)|^{2+a}$ are uniformly bounded for some $a > 0$, as discussed above. For Gaussian sketching, as the estimators are unbiased, one can choose any K . Analogous statements hold for $\hat{\beta}_{b,n}^{(\text{pa})}$.

Proposition 3.6 (Bias bound for i.i.d. sketching). *Under the conditions from Theorem 3.2, we have*

$$\left| \mathbb{E}c^\top \hat{\beta}_{m,n}^{(s)} - c^\top \beta_n \right| = O(m^{-1}\sigma_n);$$

and

$$\left| \mathbb{E} \frac{m-p}{m} c^\top \hat{\beta}_{m,n}^{(\text{pa})} - c^\top \beta_n \right| = O(m^{-1}\sigma'_n).$$

For Gaussian sketching, we have

$$\mathbb{E}c^\top \hat{\beta}_{m,n}^{(s)} = \mathbb{E} \frac{m-p-1}{m} c^\top \hat{\beta}_{m,n}^{(\text{pa})} = c^\top \beta_n.$$

Relative efficiency of complete and partial sketching. Ahfock et al. (2021) compared the relative efficiency of the complete sketching estimator and partial sketching estimator in terms of mean squared errors (Section 3.3 therein). They showed that for fixed p and m , complete sketching is more efficient than partial sketching when $R_F^2 = R_{F,n}^2 = \|X_n\beta_n\|^2/\|y_n\|^2 = \|\tilde{y}_n\|^2/\|y_n\|^2$ is close to 1, and less efficient when R_F^2 is close to 0. Our results for $c^\top \hat{\beta}^{(\text{pa})}$ are consistent with this phenomenon. The partial sketching estimator $c^\top \hat{\beta}^{(\text{pa})}$ is biased for $c^\top \beta_n$, but we can reduce the bias by scaling it as $m^{-1}(m-p)c^\top \hat{\beta}^{(\text{pa})}$. Letting $r = r_n = (\|\tilde{y}_n\| \|c^\top V_n \Lambda_n^{-1}\|)^{-1} c^\top \beta_n$, when—in the limit as $n \rightarrow \infty$ — $R_F^2/(1-R_F^2) > (1+r^2)^{-1}$, complete sketching is asymptotically more efficient; and when—also in the limit— $R_F^2/(1-R_F^2) < (1+r^2)^{-1}$, scaled partial sketching is asymptotically more efficient. Proposition 3.5 enables comparing complete and partial sketching via the estimated variances $\widehat{\sigma}_n^2$ and $\widehat{\sigma}'_n^2$.

Our results so far concerned inference for the least squares parameter β_n , which minimizes the least squares objective $\beta \mapsto \|y_n - X_n\beta\|_2^2$ for the full dataset X_n, y_n . To connect our results to classical statistical inference, in Section 6.19 we show the applicability of our methods to inference on the regression parameter in a standard linear regression model.

3.1.1 Numerical simulations

We perform simulations to evaluate and compare various methods on both synthetic and empirical data.⁵

We consider two cases for the synthetic data:

- Case 1: We generate X_n with i.i.d. standard normal entries, and y_n with i.i.d. $\text{Unif}(0,1)$ entries.
- Case 2: As in Lopes et al. (2018), we let A_n be an $n \times p$ matrix—where $n \geq p$ —with i.i.d. rows distributed according to the multivariate t-distribution $t_2(0, C)$ where $C = (c_{ij}) = (2 \cdot 0.5^{|i-j|})$. Let U_n be the Q factor in a QR decomposition of A_n . Let Λ_n contain entries spaced equally in the interval $[0.1, 1]$ and generate V_n as the right singular matrix of a matrix with i.i.d. $\mathcal{N}(0,1)$ entries; so that V_n is uniformly distributed over $n \times p$ partial orthogonal matrices. Finally, let $X_n = U_n \Lambda_n V_n^\top$. To generate y_n , we set $b = (\mathbf{1}_{0.2p}, t\mathbf{1}_{0.6p}, \mathbf{1}_{0.2p})$ with $t = 0.1$, and where

⁵The code to reproduce our experiments is available at https://github.com/zxzhang23/inference_rand_algo.

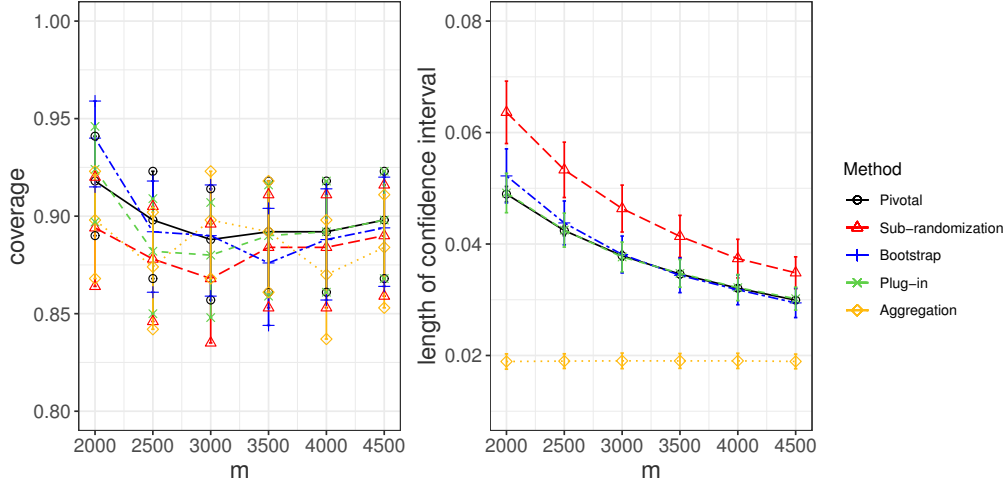


Figure 3: Left: Coverage of 90% intervals for the first coordinate of β_n , and 95% Clopper-Pearson interval for the coverage, in a synthetic data example. Right: Length of the confidence intervals. We use sketch-and-solve estimators obtained via i.i.d. sketching, and data generated from the model in Case 1, with $p = 500, n = 8,000, b = 600, K = 100$ and 500 Monte Carlo trials for each setting.

our choice of p ensures that $0.2p$ is an integer. Further, generate $\mathcal{E}_n \in \mathbb{R}^n$ with i.i.d. normal entries having standard deviation 0.01, and then let $y_n = X_n b + \mathcal{E}_n$.⁶

The design in Case 1 has a small signal-to-noise ratio, i.e., $R_F^2 := \|X_n \beta_n\|^2 / \|y_n\|^2$ is relatively small. Specifically, when $p = 10, R_F^2 = 0.003$ and when $p = 500, R_F^2 = 0.268$. Case 2 has larger R_F^2 , for instance, when $p = 10, R_F^2 = 0.877$, and when $p = 500, R_F^2 = 0.998$.

We compare five methods—the pivotal approach, sub-randomization, multi-run plug-in, aggregation, and the bootstrap (Efron, 1979; Lopes et al., 2018)—for statistical inference for the least squares parameters. The bootstrap estimates J by re-sampling the rows of $(\tilde{X}_m, \tilde{y}_{m,n})$, recalculating $\hat{\beta}_{m,n}$ on the bootstrap samples, and centering their empirical distribution at $\hat{\beta}_{m,n}$.

We first report results for i.i.d. sketching, where the entries of the i.i.d. sketching matrices $S_{m,n}$ are i.i.d. copies of $S_{0,m,n}/m^{1/2}$ satisfying $P(S_{0,m,n} = \pm\sqrt{10}) = 1/20$ and $P(S_{0,m,n} = 0) = 9/10$.

Comparison of the coverage accuracies. We generate data as in Case 1 with $n = 8,000$ and $p = 500$. We take m equally spaced from 2,000 to 4,500 with gaps of size 500, and let $b = 600, K = 100$ in sub-randomization. In the multi-run plug-in and multi-run aggregation methods, we also set $b = 600, K = 100$. In the bootstrap method, we set $K = 100$. Figure 3 shows that the coverage probabilities of all approaches are close to the nominal level 0.9, with sub-randomization slightly undercovering. Sub-randomization has higher length confidence intervals, but a lower coverage accuracy than the pivotal and plug-in methods. The main reason is that $\hat{\theta}_m$ is not the midpoint of the confidence interval obtained by sub-randomization, unlike for the pivotal and multi-run plug-in methods. A detailed explanation is included in Section 6.22.1. There, we also explain the strong performance of multi-run aggregation.

⁶Recall that for the projection $P_{X_n}^\perp$ into the orthogonal complement of the column space of X_n , we defined $\varepsilon_n = P_{X_n}^\perp y_n = P_{X_n}^\perp \mathcal{E}_n$ for the realized residuals of OLS of y_n on X_n .

We also report experiments with Hadamard sketching (Section 6.22.1) when is faster to compute $S_{m,n}X_n$ compared to Haar and i.i.d. sketching; see Section 6.20.1. The results are similar but the bootstrap method is conservative.

We further study the choice of hyperparameters b and K in Section 6.22.2. Since during the experiments, we observe that the pivotal method is both fast and has good coverage, we perform a broader range of experiments to further probe its behavior (see Section 6.22.3). We also compare the variances of complete and partial sketching for i.i.d. projections, Hadamard projections, and for sampling in Section 6.22.4. We provide two empirical data examples in Section 6.22.5 and Section 6.22.6.

A larger simulation. To illustrate that our methods are applicable to larger scale data sets, we perform a simulation where the data set has sample size $n = 1,000,000$ and dimension $p = 2,000$. On a high performance computing cluster with 64 CPU cores clocked at 3.30GHz and 512GB of RAM per node, using R 4.4.0, loading the data takes an average of 93.55 seconds with a standard deviation of 0.65 seconds (over 10 replications), and solving the full least squares takes an average of 1571.17 seconds with a standard deviation of 65.45 seconds (over 10 replications). See Section 6.20.2 for the details.

Table 2: Computational cost and length of confidence intervals in a large-scale sketched least squares experiment, with $n = 10^6$, $p = 2 \cdot 10^3$. We take $m = 3 \cdot 10^5$, $b = 4 \cdot 10^3$, $K = 20$. The confidence interval is for the last coordinate of the least squares solution. All methods use sketch-and-solve least squares estimators via Hadamard sketching. We use 100 Monte Carlo trials and the standard deviations are in parentheses.

	total (secs)	loading (secs)	preliminary (secs)	inference (secs)	parallel inf. (secs)	length of CI	coverage and 95% Clopper-Pearson CI
full OLS	1664.72 (65.46)	93.55 (0.65)	1571.17 (65.45)	–	–	0 0	1 1
pivotal	810.56 (33.42)	93.55 (0.65)	502.10 (33.34)	214.91 (2.22)	214.91 (2.22)	0.00509 (0.00001)	0.90 [0.824,0.951]
sub-randomization	1247.69 (67.42)	93.55 (0.65)	502.10 (33.34)	652.04 (58.60)	32.60 (2.93)	0.00481 (0.00105)	0.86 [0.776,0.921]
multi-run plug-in	1247.69 (67.42)	93.55 (0.65)	502.10 (33.34)	652.04 (58.60)	32.60 (2.93)	0.00493 (0.00085)	0.90 [0.824,0.951]
aggregation	745.59 (58.68)	93.55 (0.65)	32.60 (2.93)	652.04 (58.60)	32.60 (2.93)	0.0159 (0.00273)	0.87 [0.788,0.929]

The results from Table 2 show that our proposed inference methods can be significantly faster than the full OLS solution, while producing very short intervals. Specifically, we report the running time of the preliminary sketch (into sketch size m), as well as the running time of inference (either the cost of computing the variance estimator, or of running additional sketches into sketch size b ; depending on the method). For the latter we report both the total running time, as well as the running time of embarrassingly parallel inference (when applicable).

We observe that the pivotal method takes cca 717 seconds, thus being cca 54% faster than full OLS, while returning a CI of average length 0.005 for a regression parameter $b_{n,p} = 1$. All methods are faster than full OLS in this case. If parallel computation is available, aggregation runs in cca $2 \cdot 32.6 = 65.2$ seconds, being approximately 24 times faster than for OLS, and producing confidence interval of average length 0.016. These experiments demonstrate the efficacy of our methods.

An additional highlight of the sketching-based approach is its memory efficiency. At the end of Section 6.20.3, we use an even larger dataset of size 130 GB to illustrate how we can perform sub-randomization using just around 16 GB of RAM.

3.2 Stochastic optimization and approximation

Our framework can be used to draw statistical inferences when performing stochastic approximation and optimization, which are areas of broad importance, see e.g., Kushner and Yin (2003); Borkar (2009); Benveniste et al. (2012); Bottou et al. (2018); Powell (2019). There is a great deal of work on inference via stochastic approximation and optimization methods, and due to space constraints we review it in Section 6.2.1, see also Table 3.

Algorithm	Asy Dist	Assumptions	Reference
SGD, Polyak-Ruppert avg	Asy norm	Martingale diff seq	Ruppert (1988), Polyak and Juditsky (1992)
SGD, constant stepsize	(Non-)normal	Strongly cvx, smooth	Dieuleveut et al. (2020)
Averaged SGD	Asy norm	Markovian data	Liang (2010), Huo et al. (2023a)
SGD, two-timescale updates	Asy norm		Konda and Tsitsiklis (2004), Hu et al. (2024)
Stochastic forward-backward alg	Asy norm	Decision-dependent dist	Cutler et al. (2024)
SGD, nonconvex, Polyak-Ruppert	Asy norm	Dissipative	Yu et al. (2021), Zhong et al. (2023)
SGD	CLT for linear fns	Growing dimension	Agrawalla et al. (2023), Ben Arous et al. (2022)
SGD, Online LS		Growing dimension	Agrawalla et al. (2023)
SGD, stoch variational ineq	Asy norm		Davis et al. (2023)

Table 3: A highly abbreviated summary of some existing results on the asymptotic distributions of stochastic optimization algorithms. Abbreviations: avg (averaging), asy (asymptotic), dist (distribution), norm (normality), cvx (convex), CLT (central limit theorem), LS (least squares), stoch (stochastic), alg (algorithm), diff (difference), seq (sequence), fns (functions), ineq (inequalities).

Consider a stochastic approximation problem (Robbins and Monro, 1951), where we have an objective function $\theta \mapsto H(\theta) := \mathbb{E}_{\zeta \sim D} h(\theta, \zeta)$. Here ζ is a random variable from a distribution D , and h is a function that we want to be close to zero on average. Suppose θ^* is a zero of H , i.e., $H(\theta^*) = 0$, and we aim to approximate it using an iterative algorithm. In stochastic approximation, one starts with $\hat{\theta}_0$ chosen as some fixed value or sampled from some initial distribution. Then, for some learning rate or step size $\eta_t > 0$, one updates $\hat{\theta}_{t+1} = \hat{\theta}_t - \eta_t h(\hat{\theta}_t, \zeta_t)$, where ζ_t is the random data, following some distribution, e.g., $\zeta_t \sim D$ are i.i.d. for each $t \geq 0$, or $(\zeta_t)_{t \geq 0}$ follow a Markov chain. One can think of ζ_t as either being drawn from a fixed dataset with a finite sample size, or arriving in a streaming fashion from an infinite population. In the former case, D is a discrete distribution representing the sampling distribution over the fixed dataset.

In stochastic optimization, we further assume that there is a function $f : (\theta, \zeta) \mapsto f(\theta, \zeta)$ —often called the *loss function*—such that $h = \nabla f$. Then the above updates takes the form $\hat{\theta}_{t+1} = \hat{\theta}_t - \eta_t \nabla f(\hat{\theta}_t, \zeta_t)$, and this algorithm is known as stochastic gradient descent (SGD). Under regularity conditions, we have $H = \nabla_\theta F$, and thus SGD can be viewed as finding a stationary point of F defined as $\theta \mapsto F(\theta) := \mathbb{E}_{\zeta \sim D} f(\theta, \zeta)$.

There is a great deal of work on establishing limiting distributions of $\hat{\theta}_t$ or variants (such as averaged iterates) as $t \rightarrow \infty$ (e.g., Polyak and Juditsky, 1992, etc), and statistical inference for θ^* (e.g., Toulis and Airolidi, 2017; Fang et al., 2018; Li et al., 2018; Chen et al., 2020, etc), see Section 6.2.1 for a detailed summary. These results typically show that there is a sequence $(\tau_t)_{t \geq 0}$ such that $\tau_t(\hat{\theta}_t - \theta^*)$ has a limiting distribution as $t \rightarrow \infty$.

In particular, there are many results showing that various stochastic optimization algorithms satisfy the following general asymptotic normality condition:

Definition 3.7. Let $(\hat{\theta}_t^+)_{t \geq 0}$, be a sequence of estimators of θ^* , such that for all $t \geq 0$, $\hat{\theta}_t^+$ is a function of $(\hat{\theta}_k)_{k \in \{0, 1, \dots, t-1\}}$. The sequence $(\hat{\theta}_t^+)_{t \geq 0}$ is asymptotically normal if, as the number of

iterations $t \rightarrow \infty$,

$$r_t \left(\hat{\theta}_t^+ - \theta^* \right) \Rightarrow \mathcal{N}(0, V),$$

where r_t is a known diverging sequence of t and V is the asymptotic variance (assumed to exist, but not assumed to be known).

Prior work has shown that asymptotic normality is achieved in many cases, e.g., for i.i.d. data, data following a Markov chain, etc. A particularly important class of algorithms are those achieving asymptotic efficiency, which e.g., Chen (1993); Tang et al. (1999) defines as the special case with $r_t = t^{1/2}$ for $t \geq 0$, $V = M^{-1}\Psi(M^{-1})^\top$, where $M = J_\theta H|_{\theta^*}$ is the Jacobian of H at the solution θ^* , and Ψ is the asymptotic covariance matrix of $t^{-1/2} \sum_{k=0}^{t-1} [h(\hat{\theta}_k, \zeta_k) - H(\theta_k)]$ as $t \rightarrow \infty$ (assumed to exist).

3.2.1 Our methods can be used for statistical inference via stochastic optimization

By viewing $\mathcal{D}_n = D$ as the deterministic dataset, $(\hat{\theta}_t)_{t \geq 0}$ as the output of the randomized algorithms, and letting m, b denote some iteration counters, we see that the conditions required for sub-randomization inference (Corollary 2.3) hold as soon as $\tau_t(\hat{\theta}_t - \theta^*)$ has a limiting distribution as $t \rightarrow \infty$.

Using sub-randomization, we can perform inference by running optimization once for a large iteration numbers m to obtain $\hat{\theta}_m^+$, and K times for a smaller iteration number $b < m$ to obtain $\hat{\theta}_{b,n,i}^+$, $i \in [K]$. Then we apply sub-randomization, either in its general form Theorem 2.2, or its special cases Theorem 2.3 (under converging scale), or Theorem 6.1 (for a one-dimensional parameter).

Our framework is agnostic to the specific type of algorithm (averaging, weighted averaging, implicit/explicit updates, projected or restarted methods, etc) and the assumptions needed on the data (i.i.d., Markov, etc). In particular, our methods are applicable under asymptotic normality and in the settings listed in Table 3. We will make this concrete in several cases, including a number of settings when there are no known methods for inference.

3.2.2 Polyak-Ruppert averaging for SGD

As a well-known example where limiting distributions are known, Ruppert (1988), Polyak and Juditsky (1992) consider the *Polyak-Ruppert average* $\hat{\theta}_t = t^{-1} \sum_{i=0}^{t-1} \hat{\theta}_i$ for all $t \geq 0$, for a smooth and strongly convex objective $F : \theta \mapsto F(\theta) = \mathbb{E}_{\zeta \sim D} f(\theta, \zeta)$ where the distribution D does not depend on θ . Under suitable conditions—that ζ_i are i.i.d., $\{\nabla F(\hat{\theta}_t) - \nabla f(\hat{\theta}_t, \zeta_t)\}_{t \geq 0}$ form a martingale difference sequence, and certain conditions on the curvature and the learning rate—Polyak and Juditsky (1992) show that $\sqrt{t}(\hat{\theta}_t - \theta^*) \Rightarrow \mathcal{N}(0, A^{-1}\Psi A^{-1})$ where $A = \nabla^2 F(\theta^*)$ and $\Psi = \mathbb{E}[\nabla f(\theta^*, \zeta) \nabla f(\theta^*, \zeta)^\top]$. Clearly, this achieves efficiency in the sense discussed in Section 3.2. Thus, our methods can be used for statistical inference on θ^* .

Numerical Example. We illustrate our methods, comparing with two state-of-the-art approaches for inference: random scaling (Lee et al., 2022) and HiGrad (Su and Zhu, 2023). We generate data from a logistic model, as in Lee et al. (2022): for $i \in [n]$, y_i follows a Bernoulli distribution with success parameter $[1 + \exp(-X_i^\top \theta^*)]^{-1}$, where $X_i \sim \mathcal{N}(0, I_5)$, and $\theta^* \in \mathbb{R}^5$ has coordinates equi-spaced on $[0, 1]$. Thus, here the results represent inference for the minimizer over the population where $X \sim \mathcal{N}(0, I_5)$. The sample size n is set as $20,000 \cdot 2^i$ for $i \in [5]$.

We use sub-randomization and multi-run plug-in inference. We set $b = 400$ and $K = 50$ in sub-randomization and plug-in, and $m = n - Kb$. Thus, sub-randomization runs SGD once for m

iterations to obtain $\bar{\theta}_m$, and then runs SGD for b iterations K times, to obtain $\bar{\theta}_{b,j}$, $j \in [K]$. Then, it forms the confidence set using (6) with $\tau_m = m^{1/2}$ and $\tau_b = b^{1/2}$. For HiGrad, we use the default hyperparameters. The learning rate is parameterized as $\gamma_0/(t+1)^a$ where $\gamma_0 = 0.5$ and $a = 0.505$. The experiment is repeated for 500 Monte Carlo trials for each setting. To facilitate a warm start and improve the performance of all methods, we initialize each method at the output of a fixed run of SGD for 1000 iterations, instead of at the naive choice of zero.

Table 4 compares the methods in terms of coverage rate, confidence interval length, and running time. We show 95% Clopper-Pearson confidence intervals for the coverage at a nominal level of 0.9. The multi-run plug-in method provides accurate coverage for a wide range of sample sizes, while the other three methods are less accurate for smaller sample sizes n . The interval lengths of our proposed methods are slightly larger than those of HiGrad and random scaling for smaller n , but smaller for larger n ; and our times are uniformly less variable.

Overall multi-run plug-in inference performs best, except that its running time is slightly longer than that of HiGrad (but note that HiGrad often undercovers while having longer intervals!), and sub-randomization also has satisfactory performance.

Table 4: Inference in a logistic regression model via Polyak-Ruppert averaging: $p = 5$, learning rate: $0.5/(t+1)^{0.505}$, $t \geq 0$. See Section 3.2.2 for details.

Method		Sample size n				
		40,000	80,000	160,000	320,000	640,000
Coverage	Sub-rand	[0.798, 0.866]	[0.813, 0.878]	[0.842, 0.902]	[0.861, 0.918]	[0.837, 0.898]
	Plug-in	[0.846, 0.905]	[0.846, 0.905]	[0.868, 0.923]	[0.884, 0.935]	[0.877, 0.930]
	HiGrad	[0.792, 0.860]	[0.796, 0.864]	[0.818, 0.882]	[0.853, 0.911]	[0.826, 0.889]
	Rand-scale	[0.788, 0.856]	[0.798, 0.866]	[0.816, 0.880]	[0.850, 0.909]	[0.850, 0.909]
Length	Sub-rand	0.071 (0.009)	0.039 (0.005)	0.025 (0.003)	0.016 (0.002)	0.011 (0.001)
	Plug-in	0.064 (0.007)	0.037 (0.004)	0.024 (0.003)	0.017 (0.002)	0.011 (0.001)
	HiGrad	0.052 (0.022)	0.039 (0.016)	0.028 (0.012)	0.021 (0.009)	0.014 (0.006)
	Rand-scale	0.051 (0.026)	0.037 (0.017)	0.026 (0.012)	0.019 (0.008)	0.014 (0.006)
Time (secs)	Sub-rand/Plug-in	0.403 (0.035)	0.781 (0.037)	1.562 (0.083)	3.128 (0.124)	6.207 (0.190)
	HiGrad	0.383 (0.031)	0.564 (0.029)	1.121 (0.065)	2.237 (0.104)	4.455 (0.172)
	Rand-scale	0.811 (0.051)	1.584 (0.070)	3.169 (0.163)	6.308 (0.217)	12.613 (0.396)

3.2.3 Stochastic optimization with momentum

Recent work has shown that the many stochastic optimization methods with momentum, including the highly popular Adam algorithm (Kingma and Ba, 2015), the stochastic heavy ball method, and the stochastic Nesterov accelerated gradient algorithm have a normal limiting distribution under certain conditions (Barakat and Bianchi, 2021; Barakat et al., 2021). Momentum-based methods are highly popular due to their fast convergence. However, in general it is not known how to do statistical inference for the solution they converge to.

We consider performing statistical inference by applying our methods to the stochastic heavy ball method algorithm studied in Barakat et al. (2021), for which no known methods for inference exist. Starting from $m_0 = 0$ and $\hat{\theta}_0 = 0$, (a special case of) this algorithm updates, for $t \geq 0$

$$\begin{cases} m_{t+1} = (1 - \beta_t)m_t + \gamma_t \nabla f(\hat{\theta}_t, \zeta_t) \\ \hat{\theta}_{t+1} = \hat{\theta}_t - \gamma_t m_{t+1} \end{cases}$$

where $\{\zeta_t\}_{t \geq 0}$ are i.i.d. random datapoints. Note that this can be written as $\hat{\theta}_{t+1} = \hat{\theta}_t - \gamma_t \nabla f(\hat{\theta}_t, \zeta_t) + \frac{\gamma_t}{\gamma_{t-1}}(1 - \beta_t)(\hat{\theta}_t - \hat{\theta}_{t-1})$. We let β_t be tied with γ_t such that $\beta_t = \gamma_t$. The iterates satisfy a CLT of the form $\gamma_t^{-1/2}(\hat{\theta}_t - \theta^*) \Rightarrow \mathcal{N}(0, \Sigma)$ where θ^* is a critical point of $F(\theta) := \mathbb{E}_\zeta f(\theta, \zeta)$ and Σ depends on the data distribution, the loss function, and the constant γ_0 in $\gamma_t = \gamma_0/(t+1)^a$ (Barakat et al., 2021). Thus, our proposed methods can be used for inference on θ_* .

Numerical Example. We investigate the performance of the sub-randomization and multi-run plug-in methods for support vector machines (SVMs). Specifically, consider the linear SVM with squared hinge loss (Chang et al., 2008):

$$\min_{\theta, \theta_0} \mathbb{E} [\max\{0, 1 - Y(\theta^\top X + \theta_0)\}]^2.$$

The stochastic heavy ball can be applied to this optimization problem. We aim to draw inference on the minimizer of the objective function.

The samples are from a Gaussian mixture distribution $\sum_{i=1}^2 \phi_i \mathcal{N}(\mu_i, \Sigma)$ with $\phi_1 = 0.2, \phi_2 = 0.8, \mu_1 = (1, 1, 1, 0, 0)^\top, \mu_2 = (0, 0, 1, 1, 1)^\top$, and $\Sigma = 0.5I_5$. The assigned label Y is one if it is from the population with mean μ_1 and negative one if from the other population. Consider performing inference on the first coordinate of the minimizer of the objective function. For the stochastic heavy ball method, set $\gamma_t = 0.3/(t+1)^a$ for a equally spaced from 0.55 to 0.75 with gaps of size 0.05, and $\beta_t = 1 - \gamma_t$ for all $t \geq 0$. This satisfies the assumptions of the learning schedule specified in Barakat et al. (2021).

We also consider making inferences based on the vanilla SGD iterations $\hat{\theta}_{t+1} = \hat{\theta}_t - \gamma_t \nabla f(\hat{\theta}_t, \zeta_t)$, $t \geq 0$. The iterates also satisfy a CLT of the form $\gamma_t^{-1/2}(\hat{\theta}_t - \theta^*) \Rightarrow \mathcal{N}(0, \Sigma)$ for some Σ (Chen, 2002; Li et al., 2022a), that is in general different from that of the stochastic heavy ball method. We set $K = 50, b = 600$ and $m = 10,000$. For each setting, we run 500 replications. The true minimizer is obtained by running gradient descent using 500,000 samples generated from the mixture models specified before with a step size 0.1 and 1000 steps.

Figure 4 presents 95% Clopper-Pearson intervals for the coverage of confidence intervals at a nominal level of 0.9, and the averaged length of CIs and their standard deviations (given in parantheses) are also reported. The results demonstrate that the proposed sub-randomization and multi-run plug-in methods enable inference based on stochastic optimization methods with momentum for a broad range of learning rates. To the best of our knowledge, there are no existing methods for inference when using these methods. For larger values of a , the actual coverage probabilities fall below the nominal levels. However, momentum-based inference methods exhibit less distortion than vanilla SGD methods. These results suggest that, in our Monte Carlo experiments, momentum SGD has more robust properties for statistical inference than vanilla SGD. Such observations were previously unfeasible because no inference methods had been available for momentum SGD.

3.2.4 Other potential applications in stochastic approximation and optimization

To illustrate the broad scope of our methods, we list below several other potential applications in stochastic approximation and optimization. In many of the settings, no known methods for

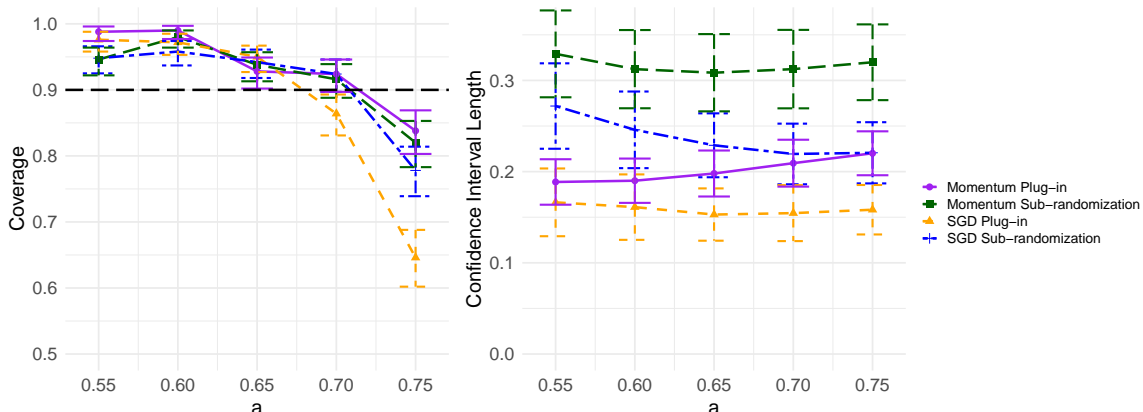


Figure 4: Inference using momentum and vanilla SGD algorithms. Methods compared include sub-randomization and multi-run plug-in inference with varying learning rates. The learning rates are $\gamma_t = 0.4/(t+1)^a$, and momentum parameters are $1 - \gamma_t$.

statistical inference exist.

Stochastic approximation with dependent data. Borkar et al. (2021) show asymptotic efficiency for stochastic approximation methods with $(\zeta_t)_{t \geq 0}$ sampled from a Markov chain, under suitable regularity conditions. This includes estimating the value of a fixed randomized policy via temporal difference (TD) learning with linear function approximation in reinforcement learning as an example (Tsitsiklis and Van Roy, 1997; Srikant and Ying, 2019). If the policy is unknown, and we have a trace $(\zeta_t)_{t \geq 0}$ of states, then the output $(\hat{\theta}_t)_{t \geq 0}$ of TD learning can be viewed as a randomized algorithm for estimating the coefficients of the best linear approximation of the value function. For this general setting, we are not aware of existing methods for inference.

For another problem setting, Hu et al. (2022) show CLTs for SGD with not necessarily Markov data over finite state spaces (with and without averaging). This includes for instance distributed SGD over networks with non-backtracking sampling of nodes, as well as multi-pass SGD with shuffled data (same shuffle used for each epoch, or independent shuffles for each epoch). For non-Markovian data, we are not aware of existing methods for inference.

Averaging with a constant stepsize. Mou et al. (2020) study Polyak-Ruppert averaging in constant-stepsize stochastic approximation for solving a least squares problem with i.i.d. data. They show that the covariance matrix of the limiting normal distribution has an additional term compared to the classical Polyak-Juditsky result for a decreasing stepsize (Polyak and Juditsky, 1992). It is not straightforward to estimate this covariance matrix; and to our knowledge there are no existing methods for inference with this algorithm. However, our methods directly apply, as they only require the existence of a limiting distribution.

Two-timescale stochastic approximation. There is a large literature on two-timescale stochastic approximation algorithms (TTSA), and their limiting properties, see e.g., Konda and Tsitsiklis (2004); Mokkadem and Pelletier (2006), etc. These methods have applications to min-max problems (Lin et al., 2020), stochastic bilevel optimization (Hong et al., 2023), reinforcement learning (Sutton et al., 2009; Dalal et al., 2018, 2020), dynamic decision making, etc. One recent result shows CLTs for TTSA with a Markovian noise (Hu et al., 2024), and to our knowledge there

are no existing methods for inference in this setting.

Nonconvex optimization and solving stochastic variational inequalities. The convergence of the distribution of SGD iterates over non-convex landscapes is known in certain cases (Pelletier, 1998; Fort, 2015). Methods for statistical inference in this setting have only recently been developed (Zhong et al., 2023), and they require significant additional effort to analyze. In contrast, our methods apply directly and without any additional conditions. In recent work, Davis et al. (2023) study projected sub-gradient type methods, in a general setting of stochastic variational inequalities. To our knowledge, there are no existing methods for inference in this case.

3.3 Iterative sketching in least squares

Iterative randomized algorithms have been widely studied (e.g., Robbins and Monro, 1951; Pilanci and Wainwright, 2016; Chowdhury et al., 2018; Wang et al., 2018; Dereziński and Warmuth, 2018; Dereziński et al., 2020, etc) as an alternative approach to obtain more precise solutions. These algorithms have the advantage that the embedding dimension m , and thus possibly the associated memory cost, can be fixed. This potential advantage motivates us to study uncertainty quantification for iterative random projection-based methods.

While there are number of classes of random projection-based iterative methods, such as sketch-and-project algorithms (Gower and Richtárik, 2015; Gower et al., 2019; Dereziński and Rebroya, 2022), which include randomized Kaczmarz and Newton methods, we consider iterative Hessian sketching (Pilanci and Wainwright, 2016) as an illustration. This is an approximation of Newton’s method, where at every iteration we approximate the Hessian $(X_n^\top X_n)^{-1}$ by a sketched Hessian $(\tilde{X}_{t,m}^\top \tilde{X}_{t,m})^{-1}$. Here $\tilde{X}_{t,m} = S_{t,m,n} X_n$, where $(S_{t,m,n})_{t \geq 1}$ is a sequence of independent sketching matrices. Formally, the iteration starts—say—from $\hat{\beta}_{0,m} = 0$, and for $t \geq 1$, computes

$$\hat{\beta}_{t,m,n} = (\tilde{X}_{t,m}^\top \tilde{X}_{t,m})^{-1} X_n^\top (y_n - X_n \hat{\beta}_{t-1,m,n}) + \hat{\beta}_{t-1,m,n}. \quad (15)$$

The first iteration equals the partial sketching estimator, so $\hat{\beta}_{1,m,n} = \hat{\beta}_{m,n}^{(\text{pa})}$. The following result characterizes the asymptotic distribution of $\hat{\beta}_{T,m,n}$ for i.i.d. sketching, for fixed T ; see Section 6.19.2 for its proof. Let the SVD of X_n be $U_n \Lambda_n V_n^\top$, $U_{:,i}$ be the i -th column of U_n , and $U_{\ell,i}$ be the ℓ -th entry of $U_{:,i}$. For $i, j \in [p]$, the Kronecker delta is $\delta_{ij} = I(i = j)$, where $I(A)$ is the indicator of the set A , which equals $I(A) = 1$ if A is true and equals zero otherwise.

Theorem 3.8. *Given a fixed positive integer T , let $(S_{i,m,n})_{i=1}^T$ be independent sketching matrices with entries that are i.i.d. copies of $S_{1,1,1}/m^{1/2}$, where $S_{1,1,1}$ has zero mean, unit variance, kurtosis $\kappa_{n,4} = \mathbb{E}S_{1,1,1}^4 > 1 + \delta'$ for some fixed $\delta' > 0$, and $\mathbb{E}|S_{1,1,1}|^8 < \infty$. Suppose that the limits of $\sum_{\ell=1}^n U_{\ell,j_1} U_{\ell,k_1} U_{\ell,j_2} U_{\ell,k_2}$ exist for any $1 \leq j_1, j_2, k_1, k_2 \leq p$, and the sequence of vectors $U^\top y_n$ converges. Then, we have*

$$m^{T/2} \Lambda_n V_n^\top \left(\hat{\beta}_{T,m,n} - \beta_n \right) \Rightarrow \left(\prod_{i=1}^T \mathcal{G}_i \right) U^\top y_n,$$

where \mathcal{G}_i are i.i.d. $p \times p$ symmetric random matrices, such that the upper triangular entries of \mathcal{G}_i are jointly Gaussian with zero mean, and for any $1 \leq j_1 \leq k_1 \leq p$ and $1 \leq j_2 \leq k_2 \leq p$, the covariance between $(\mathcal{G}_i)_{j_1 k_1}$ and $(\mathcal{G}_i)_{j_2 k_2}$ is

$$g(j_1, k_1, j_2, k_2) := \delta_{j_1 j_2} \delta_{k_1 k_2} + \delta_{j_1 k_2} \delta_{k_1 j_2} + (\kappa_4 - 3) \lim_{n \rightarrow \infty} \sum_{\ell=1}^n U_{\ell,j_1} U_{\ell,k_1} U_{\ell,j_2} U_{\ell,k_2}.$$

When $\kappa_4 = 3$, each \mathcal{G}_i is sampled from the p -dimensional Gaussian orthogonal ensemble (GOE).

We also consider iterative sketching reusing the same sketching matrix at each iteration. It turns out that the asymptotic distribution of the sketched estimator is as in Theorem 3.8, but with \mathcal{G}_1^T instead of $\prod_{i=1}^T \mathcal{G}_i$. This can be readily verified following the steps in the proof of Theorem 3.8, by replacing H_t with H_1 for $t \in [T]$. In general, the limiting distribution does not have zero mean under this scenario, unlike in Theorem 3.8. For Gaussian sketching, the distribution does not have zero mean when T is even.

According to Corollary 2.3 and Theorem 3.8, if we assume the convergence of $X_n^\top X_n$ and $X_n^\top y_n$ —which implies the convergence of $V_n \Lambda_n^{-1}$ and $U^\top y_n$ —sub-randomization with $\tau_m = m^{T/2}$ can be used to make inferences on β_n .

Next, we consider the pivotal approach. The right singular vectors and values of $\tilde{X}_{1,m}$, denoted by \hat{V} and $\hat{\Lambda}$ respectively, consistently estimate V_n and Λ_n if the entries of Λ_n are separated by a fixed constant. Since $\hat{\beta}^{(\text{pa})}$ consistently estimates $\beta_n = V_n \Lambda_n^{-1} U^\top y_n$, $\hat{\Lambda} \hat{V}^\top \hat{\beta}^{(\text{pa})}$ is a consistent estimator of $U^\top y_n$. Thus, if $\kappa_4 = 3$, the pivotal approach can be applied. If $\kappa_4 \neq 3$, $g(j_1, k_1, j_2, k_2)$ can be estimated by the empirical covariance of the sets of matrices $\{U_{:j_1}^\top s_i s_i^\top U_{:k_1}\}_{i=1}^m$ and $\{U_{:j_2}^\top s_i s_i^\top U_{:k_2}\}_{i=1}^m$. This follows from (146) in the proof. Since $\{U_{:j_1}^\top s_i s_i^\top U_{:k_1}\}_{i=1}^m$ are not observed, we can estimate $U^\top S_{m,n}^\top S_{m,n} U$, via $\hat{\Lambda}^{-1} \hat{V}^\top \tilde{X}_{2,m}^\top \tilde{X}_{2,m} \hat{V} \hat{\Lambda}^{-1}$, where $\tilde{X}_{2,m} = S_{0,m,n} X_n$ is independent of \hat{V} and $\hat{\Lambda}$.

3.3.1 Numerical simulations

We compare the performance of the pivotal approach, sub-randomization, and bootstrap for inference from iterative sketching estimators. Since the limiting distribution is not normal after the first iteration, the multi-run plug-in method is not applicable. Multi-run aggregation also fails when we do not refresh the sketching matrix across iterations, because the iterative sketching estimators are not unbiased, as discussed after Theorem 3.8.

We generate data X_n and y_n as in Case 2 with $n = 5,000$ and $p = 10$. Figure 5 shows the coverage probabilities for the first coordinate of β_n and the confidence interval lengths as functions of the iteration number, using Gaussian sketching with $m = 1,000$. For sub-randomization, we use $b = 500$ and $K = 50$. The coverage of sub-randomization is close to the nominal level 0.9, although it tends to be slightly liberal for a larger iteration counter. The pivotal approach becomes more conservative as the iteration counter increases. The bootstrap fails when the iteration counter exceeds one. The pivotal method has the smallest average length, followed by the bootstrap and sub-randomization.

Table 5: Coverage of confidence intervals obtained via sub-randomization in iterative sketching, with $m = 1,000$ and the same data (X_n, y_n) as in Figure 5.

b	iteration counter									
	1	2	3	4	5	6	7	8	9	10
100	0.880	0.974	0.966	0.996	0.996	0.998	0.998	0.998	0.998	0.998
200	0.854	0.938	0.922	0.968	0.972	0.976	0.976	0.978	0.978	0.980
300	0.866	0.930	0.894	0.948	0.926	0.948	0.936	0.952	0.954	0.964
400	0.878	0.888	0.890	0.922	0.908	0.918	0.906	0.916	0.912	0.920
500	0.878	0.898	0.878	0.900	0.908	0.930	0.920	0.934	0.942	0.944
600	0.866	0.872	0.880	0.902	0.896	0.916	0.904	0.918	0.916	0.932

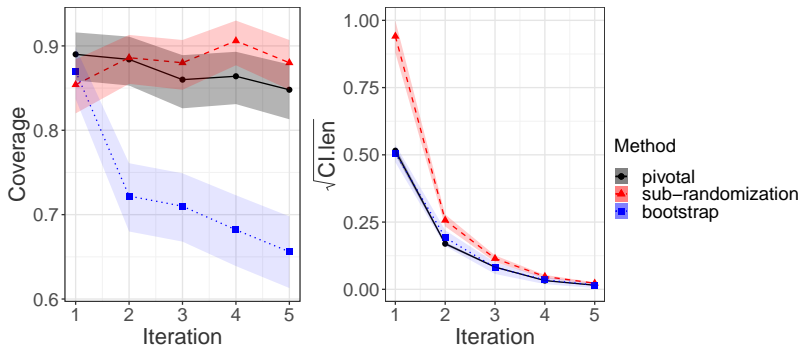


Figure 5: Coverage of 90% intervals for the first coordinate of β_n and length of confidence intervals in a synthetic data example. The band in the left panel is 95% Clopper-Pearson interval for the coverage. The data is generated from model in Case 2 with $p = 10, n = 5000, m = 1000, b = 500$, and the Gaussian sketching matrices being the same at each iteration. Run 500 Monte Carlo trials for each setting.

Table 5 reports the coverage probabilities for the first coordinate as a function of the iteration and the sub-randomization size b , with $m = 1,000$. The performance of sub-randomization for a small iteration counter is robust to the choice of b . Moreover, when b increases, sub-randomization tends to be more accurate for large iteration counters.

3.4 Principal component analysis

Principal component analysis is a widely used technique for data analysis and dimension reduction. However, computing the principal components (PCs) can be computationally intensive very large datasets. Randomized algorithms, such as those based on random projection or sketching, provide efficient approaches (e.g., see Galinsky et al. (2016)), but introduce additional error due to their stochastic nature. To address this, Lopes et al. (2018) use bootstrap methods to quantify the uncertainty of sketched singular value decomposition (SVD) methods. According to their Lemma 8, if the sketching matrix is a Gaussian projection or a random sampling matrix, and the sequence of $n \times p$ data matrices $(X_n)_{n \geq 1}$ satisfies certain conditions, for any fixed real numbers c_1, \dots, c_k , there exists a normal variable $\zeta(c_1, \dots, c_k)$ such that $\sqrt{m} \sum_{j=1}^p c_j (\sigma_j(\tilde{X}_m) - \sigma_j(X_n)) \Rightarrow \zeta(c_1, \dots, c_k)$, where σ_j denotes the j -th largest singular value. Based on this result, sub-randomization is applicable to draw inferences on $\sum_{j=1}^p c_j \sigma_j(X_n)$ by taking $\tau_m = m^{1/2}$.

4 Analysis of Tradeoffs in Cost and Efficiency

To better understand the relation and trade-offs between our methods, in this section we analyze the lengths of confidence intervals and the computational cost.

Length of confidence intervals. For simplicity, we consider the lengths of symmetric two-sided $1 - \alpha$, $\alpha \in (0, 1)$, confidence intervals for a scalar parameter $\theta_n \in \mathbb{R}$ under the converging scale setting from Section 2.2.1. Recall the quantiles c' of the error distribution J' , defined

Table 6: Asymptotic length of confidence intervals (asymptotically, relative to the pivotal method) for our methods of inference.

Method	rel. length of CI
pivotal	1
sub-randomization	$\tau_m/(\tau_m - \tau_b)$
multi-run plug-in	1
aggregation	$K^{-1/2}\tau_m/\tau_b$

above Corollary 2.3, and the scaling factors $(\tau_k)_{k \geq 1}$. Then the length of confidence intervals obtained by the *asymptotically pivotal method* (Proposition 2.1) can be approximated to first order by $\tau_m^{-1} [c'(1 - \alpha/2) - c'(\alpha/2)]$. We report the approximate *relative length* of other methods' CIs with respect to that of the asymptotically pivotal method in Table 6.

For *sub-randomization* under a converging scale setting, the difference between the $(1 - \alpha/2)$ -th and $\alpha/2$ -th quantiles of the distribution $L'_{b,m,n}$ from (4) can be asymptotically approximated by $c'(1 - \alpha/2) - c'(\alpha/2)$. Thus the length of confidence intervals obtained by sub-randomization (Corollary 2.3) can be approximated by $(\tau_m - \tau_b)^{-1} [c'(1 - \alpha/2) - c'(\alpha/2)]$. This is larger than that obtained by the pivotal method by a factor of $(\tau_m - \tau_b)^{-1}\tau_m$.

The length of confidence intervals obtained from the *multi-run plug-in method* (Corollary 2.5) and from the pivotal method is asymptotically of the same order, as both aim to find ratio-consistent estimators of the asymptotic variance of the normal limiting distribution of the sketched estimators.

For *inference by multi-run aggregation* (Theorem 2.6) with $b = m$, the length is a fraction $K^{-1/2}$ of that obtained from the pivotal method. For b smaller than m , the length is a fraction $K^{-1/2}\tau_m/\tau_b$ of that obtained from the pivotal method. The number K of aggregated estimators is valid only if $\tau_b \|\mathbb{E}\widehat{\theta}_b - \theta_n\| = o(K^{-1/2})$, and hence the smallest obtainable confidence interval is of the order $\Omega(\tau_m \|\mathbb{E}\widehat{\theta}_b - \theta_n\|)$. As we discussed in Section 3.1, in sketched least squares problems, the bias is small, and in some special cases, it is exactly zero. Consequently, in these cases aggregation methods generate much shorter confidence intervals than other methods.

Computational cost. We discuss additional computational considerations, as well as hyperparameter selection, in Section 6.20.

5 Discussion

In this work, we have developed a framework for statistical inference using randomized algorithms, and applied it to a number of problems, including sketching in least squares problems and iterative optimization. In future work, it remains to study other algorithms (such as sketch-and-precondition, etc.), more sophisticated sketching methods (such as Subsampled Randomized Hadamard/Fourier transforms), and other problems (such as stochastic approximation with dependent data).

Acknowledgements

The authors thank John Duchi, Lucas Janson, Dimitris Politis, Jianfeng Yao, and Leda Wang for valuable feedback. This work was supported in part by the NSF and ONR.

6 Appendix

6.1 Additional notation

In the appendix, we will use the following additional notation. Denote L_p norms for $p \geq 1$ and for appropriate random variables Z by $\|Z\|_p := \mathbb{E}^{1/p}|Z|^p$. We will denote $U_{\perp}^{\top} X = \underline{X}$ and $U^{\top} X = \tilde{X}$ for appropriate matrices or vectors X .

6.2 Additional related works

Random projection-based methods have been studied for a number of statistical problems, including ridge regression (Chen et al., 2015; Liu and Dobriban, 2019; Lu et al., 2013; Wang et al., 2018), PCA and SVD (e.g., Frieze et al., 2004; Halko et al., 2011b; Yang et al., 2021; Zhang and Tang, 2022, etc), two sample testing (Lopes et al., 2011; Srivastava et al., 2016), kernel regression (Yang et al., 2017), nonparametric testing (Liu et al., 2019), testing in single-index models Liu et al. (2024), classification (Cannings and Samworth, 2017), clustering (Yin et al., 2022), convex optimization (Pilanci and Wainwright, 2015, 2016, 2017), etc.

Ahfock et al. (2021) develop statistical inference results for sketching in least squares regression. Similar to us, they consider the data fixed. For Gaussian sketches (both full, partial, and certain one-step corrected ones), they find the exact distribution of the sketched estimators, enabling exact finite-sample inference. For Hadamard and Clarkson-Woodruff sketches, assuming m, p are fixed and $n \rightarrow \infty$, they establish central limit theorems, by first showing the asymptotic normality of the sketched dataset, and then analyzing the limiting distribution of the sketched estimators. In comparison, we consider a different asymptotic regime where the sketch dimension $m \rightarrow \infty$. This asymptotic regime is necessary if p also grows, to ensure that the sketched estimator is well-defined.

Lee and Ng (2022) study statistical inference in sketched least squares regression in potentially heteroskedastic noise. They establish central limit theorems for least squares estimators and two stage least squared estimators when p is fixed and $n, m \rightarrow \infty$ with $m/n \rightarrow 0$, showing that their asymptotic variance can depend on the type of sketch. In this regime, they show that, assuming a true linear regression model, inference for the true regression parameter and the full least squares solution are equivalent. This implies that our results also apply to inference for the regression coefficients in their heteroskedastic regression model. They show that sketches that “mix” data-points (such as Gaussian projections and the SRHT) transform heteroscedastic linear models into homoscedastic ones. To do this, they show that certain mixed fourth moments of the entries of a subsampled randomized Hadamard matrix behave as the corresponding ones for the Gaussian sketch.

A recent approach proposes a matrix jackknife estimator of variance and leave-one-out estimators for randomized matrix algorithms (Epperly and Tropp, 2022). This work focuses on showing that the jackknife variance estimator upper bounds the true error, whereas we focus on statistical inference.

In the important area of probabilistic numerics, the uncertainty of the output of numerical algorithms is quantified on random inputs; for instance, by assuming that the true OLS solution follows a prior distribution, one may view the output of the algorithms as the mean of a posterior distribution of the solution given that it solves some approximation of the OLS problem (see e.g., Hennig et al., 2015; Cockayne et al., 2019, 2021; Fanaskov, 2021).

Chi and Ipsen (2021) develop a projector-based approach to decompose the mean squared error of the sketched least squares estimator in a dataset following a linear regression model. The MSE is

decomposed into the terms due to the sampling noise, and the randomness in the sketching matrix.

Further, there has been a great deal of methodological development related to subsampling (Romano and Shaikh, 2012; Ma et al., 2024; Tewes et al., 2019; Hong and Li, 2020; McMurry et al., 2012; Guo and Shah, 2023). McMurry et al. (2012) develop subsampling methods for more non-i.i.d. data patterns such as when there are multiple populations. Tewes et al. (2019) consider using the self-convolution of a subsampling distribution to estimate the limiting distribution. This matches with the block bootstrap for the sample mean and generalizes ordinary subsampling from Politis et al. (1999). Numerical studies therein also show some advantages over ordinary subsampling for approximating normal limits.

Our work is distantly related to observations that most projections of data have a distribution close to normal (see e.g., Sudakov, 1978; Diaconis and Freedman, 1984; Reeves, 2017, etc), and that conditionally on one projection, the mean of another random projection is approximately linear (Hall and Li, 1993; Steinberger and Leeb, 2018) with an approximately constant variance (Leeb, 2013).

In the area of randomized Quasi-Monte Carlo methods (see e.g., l’Ecuyer, 2016, etc), there has been work in characterizing the distribution of specific randomized algorithms (Loh, 2003; Basu and Mukherjee, 2017; L’Ecuyer et al., 2010; Nakayama and Tuffin, 2021). Similarly, in the area of survey sampling, one often considers the data as a fixed set, studying then the properties of a statistic evaluated on a randomly sampled subset of the data (e.g., Madow, 1948; Erdos, 1959; Bellhouse, 2001; Mukhopadhyay, 2008; Chaudhuri and Stenger, 2005, etc). These have numerous applications, including to causal inference (e.g., Li and Ding, 2017, etc). Randomization has also been helpful in developing methods for selective statistical inference (e.g., Tian and Taylor, 2018; Panigrahi, 2018; Panigrahi et al., 2022; Huang et al., 2023).

6.2.1 Additional related work on inference in stochastic optimization

There is a great deal of work on inference via stochastic approximation and optimization methods. Li et al. (2018) develop methods for statistical inference with SGD and i.i.d. data, by using the empirical covariance of the averaged gradients, using a stepsize that scales inversely with the total number of iterations. Chen et al. (2020) develops methods for inference with SGD on strongly convex functions using i.i.d. data via covariance matrix estimation. This is extended to ϕ -mixing data in Liu et al. (2023), to an online covariance estimator in Zhu et al. (2023), and to weighted averaging in Wei et al. (2023).

Lee et al. (2022); Xie and Zhang (2022) propose methods for online inference with SGD via random scaling for decreasing and constant stepsizes, respectively; see also Li et al. (2022b); Lee et al. (2024); Li et al. (2023); Chen et al. (2023). Liang (2010) shows a CLT for averaged stochastic approximation algorithms with a decreasing stepsize on Markov chains. Huo et al. (2023a) prove CLTs for averaged constant stepsize SGD on Markovian data, and Huo et al. (2023b) propose methods for inference. See also Roy and Balasubramanian (2023), who provide convergence rates for the estimation error of the covariance matrix of the limiting distribution.

Dieuleveut et al. (2020) show that constant stepsize SGD on strongly convex and smooth objectives converges to a (potentially non-normal) limiting distribution. Yu et al. (2021) extend this to non-convex optimization, assuming the objective is dissipative, also allowing for certain non-smooth objectives. For the Polyak-Ruppert average, they show asymptotic normality. They discuss strategies for inference by estimating the variance, but leave open a detailed analysis. Zhong et al. (2023) propose online inferential procedures combining SGD and the multiplier bootstrap for nonconvex

objective functions. One of their methods approximates the limit distribution using bootstrap SGD estimators.

Methods beyond usual SGD and averaging have also been studied (e.g., Su and Zhu, 2018; Chen et al., 2024; Han et al., 2024, etc). Toulis and Airoidi (2017) study statistical inference using implicit SGD. Chen et al. (2024) study statistical inference for stochastic optimization via Kiefer-Wolfowitz methods. Han et al. (2024) develop methods for online inference with debiased stochastic gradient descent.

Fang et al. (2018) develop online confidence intervals in SGD based on multiple runs with a randomly perturbed learning rate. Zhu et al. (2024) develop a method similar to multi-run inference for inference via parallel stochastic optimization.

Toulis et al. (2014) study SGD for generalized linear models, establishing asymptotic normality. Chee et al. (2023) develop a simple method for inference based on the last iterate of SGD, called “plus-minus the learning rate”; and show it scales to much larger problems than other methods.

Cutler et al. (2024) consider stochastic approximation with decision-dependent distributions and prove the locally minimax optimality and asymptotic normality of the stochastic forward-backward algorithm, which generalizes SGD.

There has been an increasing understanding of SGD for high-dimensional data recently. Agrawalla et al. (2023) study high-dimensional CLTs for linear functionals of online least squares SGD. Ben Arous et al. (2022) derive scaling limits for trajectories of summary statistics in SGD under the growing dimensional setting. Collins-Woodfin et al. (2023) examine the dynamics of SGD in generalized linear models and multi-index models.

6.3 Simplified result for a scalar parameter

Here we present simplified results on inference via sub-randomization for a scalar parameter $\theta_n \in \mathbb{R}$. For simplicity, we further consider scaling by the known deterministic scalars $(\tau_k)_{k \geq 1}$. In all cases of interest to us, this is sufficient to handle the case of converging scale from Corollary 2.3.

Viewing $L'_{b,m,n}$ from (4) as a cumulative distribution function, i.e., denoting $L_{b,m,n}(x) := L'_{b,m,n}((-\infty, x])$, let

$$c_{b,m,n}(1 - \alpha) = \inf\{x : L_{b,m,n}(x) \geq 1 - \alpha\}$$

be its $1 - \alpha$ quantile. Let $J'_{m,n}$ be the distribution of $\tau_m(\widehat{\theta}_{m,n}(Z_{m,n}) - \theta_n)$, and $J'_{b,n}$ be the distribution of $\tau_b(\widehat{\theta}_{b,n}(Z_{b,n}) - \theta_n)$. The following is a result related to Corollary 2.3, but simpler; applicable to the scalar case. The main reason for stating it is to have a simpler and more directly usable version of Corollary 2.3; so that the required conditions for using it become simpler and more clear.

Theorem 6.1 (Inference via sub-randomization). *Consider a sequence of problems as defined in Section 2, with $\theta_n \in \mathbb{R}$. Suppose that $m, n, b, K_{m,n} \rightarrow \infty$ and*

$$J'_{m,n} \Rightarrow J' \text{ and } J'_{b,n} \Rightarrow J'.$$

holds. If J' is continuous at its $1 - \alpha$ -th quantile $c'(1 - \alpha) := \inf\{x : J'(x) \geq 1 - \alpha\}$, then

$$P\left((\tau_m - \tau_b)(\widehat{\theta}_m - \theta_n) \leq c_{b,m,n}(1 - \alpha)\right) \rightarrow_P 1 - \alpha.$$

Proof. Define the cumulative distribution function

$$U_{b,m,n}(x) = \frac{1}{K_{m,n}} \sum_{i=1}^{K_{m,n}} I\left(\tau_b \left[\widehat{\theta}_{b,n}(Z_{b,n,i}) - \theta_n \right] \leq x\right).$$

It follows as in the proof of Theorem 2.2 that for a continuity point x of J' , $U_{b,m,n}(x) \rightarrow_P J'(x)$. Thus, letting

$$u_{b,m,n}(1 - \alpha) = \inf\{x : U_{b,m,n}(x) \geq 1 - \alpha\},$$

we have, since J' is continuous at $c'(1 - \alpha)$,

$$P(\tau_m(\widehat{\theta}_m - \theta_n) \leq u_{b,m,n}(1 - \alpha)) \rightarrow_P 1 - \alpha.$$

Finally, the result follows because

$$\left\{(\tau_m - \tau_b)(\widehat{\theta}_m - \theta_n) \leq c_{b,m,n}(1 - \alpha)\right\} = \left\{\tau_m(\widehat{\theta}_m - \theta_n) \leq u_{b,m,n}(1 - \alpha)\right\},$$

as in the proof of Theorem 2.2. \square

6.4 Proof of Theorem 2.2

Define the probability measure $U_{b,m,n}$ such that for all measurable sets $\Xi \subset \mathbb{R}^d$,

$$U_{b,m,n}(\Xi) = \frac{1}{K_{m,n}} \sum_{i=1}^{K_{m,n}} I\left(\widehat{T}_{b,n}(Z_{b,n,0}) \left[\widehat{\theta}_{b,n}(Z_{b,n,i}) - \theta_n \right] \in \Xi\right).$$

We claim that for any continuity set Ξ of J , $U_{b,m,n}(\Xi) \rightarrow_P J(\Xi)$, in $\{Z_{b,n,i}, i \in [0 : K_{m,n}]\}$ -probability. Indeed, since $Z_{b,n,i}$ are i.i.d. for all $i \in [K_{m,n}]$,

$$\mathbb{E}U_{b,m,n}(\Xi) = P\left(\widehat{T}_{b,n}(Z_{b,n,0})\widehat{T}_{b,n}^{-1}(Z_{b,n,1}) \cdot \widehat{T}_{b,n}(Z_{b,n,1}) \left[\widehat{\theta}_{b,n}(Z_{b,n,1}) - \theta_n \right] \in \Xi\right).$$

Since $\widehat{T}_{b,n}(Z_{b,n,0})T_{b,n}^{-1} \rightarrow_P I_d$ and $\widehat{T}_{b,n}(Z_{b,n,1})T_{b,n}^{-1} \rightarrow_P I_d$, we have $\widehat{T}_{b,n}(Z_{b,n,0})\widehat{T}_{b,n}^{-1}(Z_{b,n,1}) \rightarrow_P I_d$. Now, since the distribution $\widehat{J}_{b,n}$ of $\widehat{T}_{b,n}(Z_{b,n,1}) \left[\widehat{\theta}_{b,n}(Z_{b,n,1}) - \theta_n \right]$ converges weakly to J , it follows from Slutsky's theorem that the same holds for $\widehat{T}_{b,n}(Z_{b,n,0}) \left[\widehat{\theta}_{b,n}(Z_{b,n,1}) - \theta_n \right]$. Since Ξ is a continuity set of J , we conclude that, $\mathbb{E}U_{b,m,n}(\Xi) \rightarrow J(\Xi)$.

Next, let $J_{b,n}$ be the distribution of $T_{b,n}(\widehat{\theta}_{b,n}(Z_{b,n,0}) - \theta_n)$, and notice that since $\widehat{T}_{b,n}(Z_{b,n,0})T_{b,n}^{-1} \rightarrow_P I_d$, we have by Slutsky's theorem that $J_{b,n} \Rightarrow J$. Also, by the tower property,

$$\text{Var}[U_{b,m,n}(\Xi)] = \mathbb{E} \left[\text{Var} \left[U_{b,m,n}(\Xi) \mid \widehat{T}_{b,n}(Z_{b,n,0}) \right] \right] + \text{Var} \left[\mathbb{E} \left[U_{b,m,n}(\Xi) \mid \widehat{T}_{b,n}(Z_{b,n,0}) \right] \right].$$

Now, conditionally on $\widehat{T}_{b,n}(Z_{b,n,0})$, $U_{b,m,n}(\Xi)$ is a sum of $K_{m,n}$ i.i.d. Bernoulli random variables, hence $\text{Var} \left[U_{b,m,n}(\Xi) \mid \widehat{T}_{b,n}(Z_{b,n,0}) \right] \leq 1/(4K_{m,n})$. Moreover,

$$\begin{aligned} \mathbb{E} \left[U_{b,m,n}(\Xi) \mid \widehat{T}_{b,n}(Z_{b,n,0}) \right] &= P \left[\widehat{T}_{b,n}(Z_{b,n,0}) \left[\widehat{\theta}_{b,n}(Z_{b,n,1}) - \theta_n \right] \in \Xi \mid \widehat{T}_{b,n}(Z_{b,n,0}) \right] \\ &= J_{b,n} \left(T_{b,n} \cdot \widehat{T}_{b,n}(Z_{b,n,0})^{-1} \Xi \right). \end{aligned}$$

Since $\widehat{T}_{b,n}(Z_{b,n,0})T_{b,n}^{-1} \rightarrow_P I_d$, while $J_{b,n}$ converges weakly to J , and Ξ is a continuity set of J , we have $J_{b,n}(T_{b,n} \cdot \widehat{T}_{b,n}(Z_{b,n,0})^{-1}\Xi) \rightarrow_P J(\Xi)$ in $Z_{b,n,0}$ -probability. By the continuous mapping theorem, $J_{b,n}(T_{b,n} \cdot \widehat{T}_{b,n}(Z_{b,n,0})^{-1}\Xi)^2 \rightarrow_P J(\Xi)^2$ in $Z_{b,n,0}$ -probability. Thus, since $J_{b,n}(T_{b,n} \cdot \widehat{T}_{b,n}(Z_{b,n,0})^{-1}\Xi) \in [0, 1]$, it follows from the Bounded Convergence Theorem that

$$\text{Var} \left[\mathbb{E} \left[U_{b,m,n}(\Xi) \mid \widehat{T}_{b,n}(Z_{b,n,0}) \right] \right] = \text{Var} \left[J_{b,n} \left(T_{b,n} \cdot \widehat{T}_{b,n}(Z_{b,n,0})^{-1}\Xi \right) \right] \rightarrow 0.$$

Thus, we have $\text{Var}[U_{b,m,n}(\Xi)] \rightarrow 0$, and from our previous result $\mathbb{E}U_{b,m,n}(\Xi) \rightarrow J(\Xi)$, the desired result $U_{b,m,n}(\Xi) \rightarrow_P J(\Xi)$ follows in $\{Z_{b,n,i}, i \in [0 : K_{m,n}]\}$ -probability.

Next, define the “ $1 - \alpha$ quantile”-like quantity

$$u_{b,m,n}(1 - \alpha) = \inf\{x \geq 0 : U_{b,m,n}(x \cdot \mathcal{F}) \geq 1 - \alpha\}$$

and $\Xi_{U,b,m,n} = u_{b,m,n}(1 - \alpha) \cdot \mathcal{F}$. Consider the map $F : \mathbb{R} \rightarrow [0, 1]$ with $F(x) = 0$ for $x < 0$ and $F(x) = J(x \cdot \mathcal{F})$ for $x \geq 0$; and the map $\mathcal{A}_{b,n} : \mathbb{R} \rightarrow [0, 1]$ with $\mathcal{A}_{b,n}(x) = 0$ for $x < 0$ and $\mathcal{A}_{b,n}(x) = U_{b,m,n}(x \cdot \mathcal{F})$ for $x \geq 0$. Since $\lim_{x \rightarrow \infty} J(x \cdot \mathcal{F}) = 1$, we have $\lim_{x \rightarrow \infty} F(x) = 1$, while since $\lim_{x \searrow 0} J(x \cdot \mathcal{F}) = 0$, we have that F is continuous from the right at zero. Moreover, clearly F is non-decreasing and cadlag on $(0, \infty)$; hence F is a cumulative probability distribution function on the real line. Moreover, $\mathcal{A}_{b,n}$ is also a distribution function, possibly of a sub-probability measure.

Since \mathcal{F} is convex, it follows that the boundary set $\partial(x \cdot \mathcal{A})$ of $x \cdot \mathcal{F}$ equals the scaled boundary set $x \cdot \partial\mathcal{F}$ of \mathcal{F} . Hence, for a continuity point x of F , $0 = F(\{x\}) = J(x \cdot \partial\mathcal{A}) = J(\partial(x \cdot \mathcal{A}))$. Therefore, $x \cdot \mathcal{F}$ is a continuity set of J , and thus $U_{b,m,n}(x \cdot \mathcal{A}) \rightarrow_P J(x \cdot \mathcal{A})$ in $\{Z_{b,n,i}, i \in [0 : K_{m,n}]\}$ -probability. Hence, $\mathcal{A}_{b,n}(x) \rightarrow_P F(x)$ in $\{Z_{b,n,i}, i \in [0 : K_{m,n}]\}$ -probability, for any continuity point x of F .

It follows that $\mathcal{A}_{b,n}$ converges weakly to F in $\{Z_{b,n,i}, i \in [0 : K_{m,n}]\}$ -probability. Since $\lim_{x \rightarrow \infty} J(x \cdot \mathcal{F}) = 1$, $c(1 - \alpha)$ is finite. Thus, since Ξ_J is a continuity set of J , F is continuous at $c(1 - \alpha)$. Hence, $u_{b,m,n}(1 - \alpha) \rightarrow_P c(1 - \alpha)$. Further,

$$\left| \widehat{J}_{m,n}(\Xi_{U,b,m,n}) - J(\Xi_J) \right| \leq \widehat{J}_{m,n}(|u_{b,m,n}(1 - \alpha) - c(1 - \alpha)| \cdot \mathcal{F}) + \left| \widehat{J}_{m,n}(\Xi_J) - J(\Xi_J) \right|. \quad (16)$$

Now, since $\widehat{J}_{m,n} \Rightarrow J$ with Ξ_J being a continuity set of J , $|\widehat{J}_{m,n}(\Xi_J) - J(\Xi_J)| \rightarrow 0$. Moreover, since $u_{b,m,n}(1 - \alpha) \rightarrow_P c(1 - \alpha)$, for any $\delta > 0$ and $\delta' > 0$, we have with $\{Z_{b,n,i}, i \in [0 : K_{m,n}]\}$ -probability at least $1 - \delta$ that

$$\limsup_{n \rightarrow \infty} \widehat{J}_{m,n}(|u_{b,m,n}(1 - \alpha) - c(1 - \alpha)| \cdot \mathcal{F}) \leq \limsup_{n \rightarrow \infty} \widehat{J}_{m,n}(\delta' \cdot \mathcal{F}) \leq J(\delta' \cdot \mathcal{F}),$$

where in the last step we used that \mathcal{F} is closed and $\widehat{J}_{m,n} \Rightarrow J$. Since this holds for any $\delta' > 0$, irrespective of $\delta > 0$, and as $\lim_{x \searrow 0} J(x \cdot \mathcal{F}) = 0$, it follows that with $\{Z_{b,n,i}, i \in [0 : K_{m,n}]\}$ -probability at least $1 - \delta$,

$$\limsup_{n \rightarrow \infty} \widehat{J}_{m,n}(|u_{b,m,n}(1 - \alpha) - c(1 - \alpha)| \cdot \mathcal{F}) \leq \lim_{x \searrow 0} J(x \cdot \mathcal{F}) = 0.$$

Since this holds for any $\delta > 0$, it follows that $\widehat{J}_{m,n}(|u_{b,m,n}(1 - \alpha) - c(1 - \alpha)| \cdot \mathcal{F}) \rightarrow_P 0$ in $\{Z_{b,n,i}, i \in [0 : K_{m,n}]\}$ -probability. Thus, from (16) we conclude that

$$P_{Z_{m,n}} \left(\widehat{T}_{m,n}(Z_{m,n})(\widehat{\theta}_m - \theta_n) \in \Xi_{U,b,m,n} \right) \rightarrow_P 1 - \alpha, \quad (17)$$

in $\{Z_{b,n,i}, i \in [0 : K_{m,n}]\}$ -probability.

Now, notice that, as in Remark 2.2.4 in Politis et al. (1999), we have

$$\left\{ \left(\widehat{T}_{m,n}(Z_{m,n}) - \widehat{T}_{b,n}(Z_{b,n,0}) \right) (\widehat{\theta}_m - \theta_n) \in \Xi_{L,b,m,n} \right\} = \left\{ \widehat{T}_{m,n}(Z_{m,n}) (\widehat{\theta}_m - \theta_n) \in \Xi_{U,b,m,n} \right\}.$$

Hence, the result follows.

6.5 Proof of Corollary 2.3

We aim to apply Theorem 2.2 with the data-independent choices of $\widehat{T}_{m,n} = \tau_m \cdot I_d$ and $\widehat{T}_{b,n} = \tau_b \cdot I_d$.

We first claim that we can assume without loss of generality that there is a compact set $\mathcal{B} \subset \mathbb{S}_+^{d \times d}$ such that $\Sigma_n^{1/2} := T_{m,n}/\tau_m \in \mathcal{B}$ for all n . Indeed, defining $\tilde{\tau}_m = \tau_m \|\Sigma_n^{1/2}\| = \|T_{m,n}\|$, $\|T_{m,n}/\tilde{\tau}_m\| = 1$, and further since $T_{m,n}$ has a uniformly bounded condition number, the smallest eigenvalue of $T_{m,n}/\tilde{\tau}_m$ is uniformly bounded away from zero. Thus the claim holds for $\tilde{\tau}_m$ instead of τ_m . Next, we observe that in the conditions and definitions, we can re-define $\tau_m \mapsto \tilde{\tau}_m$ without changing the conclusion. Indeed, denote $\tilde{L}'_{b,m,n}$ by replacing τ_b in $L'_{b,m,n}$, defined in (4), with $\tilde{\tau}_b$. Additionally, denote the associated unscaled confidence set as $\tilde{\Xi}'_{L,b,m,n}$. Observe that

$$\left\{ (\tilde{\tau}_m - \tilde{\tau}_b) (\widehat{\theta}_m - \theta_n) \in \tilde{\Xi}'_{L,b,m,n} \right\} = \left\{ (\tau_m - \tau_b) (\widehat{\theta}_m - \theta_n) \in \Xi'_{L,b,m,n} \right\}.$$

Note here that $\tilde{\tau}_m = \tilde{\tau}_{m,n}$ depends on n and on the potentially unknown Σ_n , unlike τ_m , but this does not affect the argument. Hence, it is enough to show Corollary 2.3 for $\tilde{\tau}_m$; which proves the claim.

Consider any subsequence $\{n_i\}_{i \in \mathbb{N}}$ of the integers \mathbb{N} , and the associated subsequence $m_i = m(n_i)$, $i \in \mathbb{N}$. Since $T_{m,n}/\tau_m \in \mathcal{B}$ for all n , it follows that $(T_{m_i,n_i}/\tau_{m_i})_i$ has a further subsequence $(T_{m',n'}/\tau_{m'})_{n'}$ such that $(T_{m',n'}/\tau_{m'})_{n'} \rightarrow \Sigma^{1/2}$ for some $\Sigma \in \mathbb{S}_+^{d \times d}$. We will first consider this subsequence. For simplicity of notation, we will write (m, n) instead of (m', n') for the indices along this subsequence.

From condition (5) and $T_{m,n}/\tau_m \rightarrow \Sigma^{1/2}$ we conclude by Slutsky's theorem that $\Sigma^{1/2} \cdot \tau_m \cdot (\widehat{\theta}_{m,n}(Z_{m,n}) - \theta_n)$ converges in distribution to J . Hence, $\tau_m (\widehat{\theta}_{m,n}(Z_{m,n}) - \theta_n)$ converges in distribution to J' . Thus, condition (3) holds with $\widehat{J}_{m,n}$ being the distribution of $\tau_m (\widehat{\theta}_{m,n}(Z_{m,n}) - \theta_n)$ and J there being J' here.

Next, with $T'_{b,n} = \Sigma^{-1/2} T_{b,n}$, we have $(\tau_b \cdot I_d) \cdot (T'_{b,n})^{-1} \rightarrow I_d$, which verifies the next required condition in Theorem 2.2. Further, taking \mathcal{F} there as $\Sigma^{1/2} \mathcal{F}$ here,

$$\lim_{x \searrow 0} J'(x \cdot \mathcal{F}) = \lim_{x \searrow 0} J \left(\Sigma^{1/2} x \cdot \mathcal{F} \right) = 0,$$

and similarly, $\lim_{x \rightarrow \infty} J'(x \cdot \mathcal{F}) = 1$. This verifies the conditions on the limiting behavior of J' . Moreover, note that $c'(1 - \alpha) = \inf\{x \geq 0 : J'(x \cdot \mathcal{F}) \geq 1 - \alpha\} = c(1 - \alpha)$ for $c(1 - \alpha)$ in Theorem 2.2; and for Ξ_J there, $\Xi_J = \Sigma^{1/2} \Xi'_{J'}$. Further, since $\Sigma^{1/2} \Xi'_{J'}$ is a closed convex set, $\partial(\Sigma^{1/2} \Xi'_{J'}) = \Sigma^{1/2} \cdot \partial(\Xi'_{J'})$. By assumption, $\Sigma^{1/2} \Xi'_{J'}$ is a continuity set of J , so that $J(\partial(\Sigma^{1/2} \Xi'_{J'})) = 0$. Hence,

$$J'(\partial(\Xi'_{J'})) = J(\Sigma^{1/2} \partial(\Xi'_{J'})) = J(\partial(\Sigma^{1/2} \Xi'_{J'})) = 0,$$

showing that $\Xi'_{J'}$ is a continuity set of J' . This verifies the required condition for $\Xi'_{J'}$.

Finally, note that $L_{b,m,n} = L'_{b,m,n}$, $c_{b,m,n}(1-\alpha) = c'_{b,m,n}(1-\alpha)$, and $\Xi_{L,b,m,n} = \Xi'_{L,b,m,n}$. Thus,

$$\left\{ \left(\widehat{T}_{m,n}(Z_{m,n}) - \widehat{T}_{b,n}(Z_{b,n,0}) \right) (\widehat{\theta}_m - \theta_n) \in \Xi_{L,b,m,n} \right\} = \left\{ (\tau_m - \tau_b) (\widehat{\theta}_m - \theta_n) \in \Xi'_{L,b,m,n} \right\}.$$

Hence, (6) follows from Theorem 2.2, for the specified subsequence. Now, suppose that (6) does not hold. Then, for some $\delta > 0$ there is a subsequence $\{n'\}$ such that

$$P \left(\left| P_{Z_{m',n'}} \left(\theta_{n'} \in \widehat{\theta}_{m'} - (\tau_m - \tau_b)^{-1} \Xi'_{L,b',m',n'} \right) - 1 - \alpha \right| \right) > \delta.$$

Now, applying the above argument to the subsequence $\{n'\}$ shows that (6) holds for some sub-subsequence of $\{n'\}$, which is a contradiction. This finishes the proof.

6.6 Proof of Theorem 2.4

It suffices to show that $\widehat{T}_{K,m,n} T_{m,n}^{-1} \rightarrow_P I_d^7$, because then by $T_{m,n}(\widehat{\theta}_m - \theta_n) \Rightarrow J$ and Slutsky's theorem, it will follow that $\widehat{T}_{m,n}(\widehat{\theta}_m - \theta_n) \Rightarrow J$ in probability; which implies the conclusion. Now, to conclude $\widehat{T}_{K,m,n} T_{m,n}^{-1} \rightarrow_P I_d$, it is enough to show that $T_{m,n}^{-1} \widehat{\Sigma}_{K,m,n}^{-1} T_{m,n} \rightarrow_P I_d$. Letting $A_{m,i} = T_{m,n}(\widehat{\theta}_{m,i} - \theta_n)$, we have that for $i \in [K_{m,n}]$, $A_{m,i}$ are i.i.d. from $J_{m,n}$. Moreover, with $\bar{A}_{K,m} = K_{m,n}^{-1} \sum_{i=1}^{K_{m,n}} A_{m,i}$ and $\widehat{\Sigma}'_{K,m,n} = K_{m,n}^{-1} \sum_{i=1}^{K_{m,n}} (A_{m,i} - \bar{A}_{K,m})(A_{m,i} - \bar{A}_{K,m})^\top$, it is enough to show that $\widehat{\Sigma}'_{K,m,n} \rightarrow_P I_d$.

By the weak Law of Large Numbers for triangular arrays, since for all $j \in [p]$, $\text{Var}[A_{m,1,j}]$ is uniformly bounded, $\bar{A}_{K,m} - \mathbb{E}A_{m,1} \rightarrow_P 0$. Thus, since $\mathbb{E}A_{m,1} \rightarrow 0$, we have $\bar{A}_{K,m} \rightarrow_P 0$ and thus $\bar{A}_{K,m} \bar{A}_{K,m}^\top \rightarrow_P 0_d$. Similarly, since $\text{Var}[(v^\top A_{m,1})^2]$ is uniformly bounded over all $v \in \mathbb{R}^d$ with $\|v\| = 1$, we have that $K_{m,n}^{-1} \sum_{i=1}^{K_{m,n}} (v^\top A_{m,i})^2 - \mathbb{E}(v^\top A_{m,1})^2 \rightarrow_P 0$. Moreover, since $\mathbb{E}A_{m,1} A_{m,1}^\top \rightarrow I_d$, $\mathbb{E}(v^\top A_{m,1})^2 \rightarrow 1$. Since this holds for all v with $\|v\| = 1$, it follows that $K_{m,n}^{-1} \sum_{i=1}^{K_{m,n}} A_{m,i} A_{m,i}^\top \rightarrow_P I_d$. Hence, $\widehat{\Sigma}'_{K,m,n} \rightarrow_P I_d$, finishing the proof.

6.7 Proof of Corollary 2.5

Since $J_{m,n} \Rightarrow \mathcal{N}(0, I_p)$, it suffices to show that $\tau_b^{-1} \widehat{T}_{K,b,n} \tau_m T_{m,n}^{-1} \rightarrow_P I_p$. According to the proof of Theorem 2.4, since all conditions hold with m replaced by b everywhere, we have $\widehat{T}_{K,b,n} T_{b,n}^{-1} \rightarrow_P I_p$. With this, the conclusion then follows from the assumption that $(T_{m,n}/\tau_m)(T_{b,n}/\tau_b)^{-1} \rightarrow I_p$.

6.8 Proof of Theorem 2.6

By the multivariate Lyapunov Central Limit Theorem, as $b, n, K_{b,n} \rightarrow \infty$, we have

$$K_{b,n}^{1/2} \left\{ \text{Cov}[\widehat{\theta}_b] \right\}^{-1/2} \left(\frac{1}{K_{b,n}} \sum_{i=1}^{K_{b,n}} \widehat{\theta}_{b,i} - \mathbb{E}\widehat{\theta}_b \right) \Rightarrow \mathcal{N}(0, I_d).$$

Combining this with $\|\mathbb{E}\widehat{\theta}_b - \theta_n\| = o(K_{b,n}^{-1/2} \lambda_{b,n}^{1/2})$, it follows that

$$K_{b,n}^{1/2} \left\{ \text{Cov}[\widehat{\theta}_b] \right\}^{-1/2} \left(\frac{1}{K_{b,n}} \sum_{i=1}^{K_{b,n}} \widehat{\theta}_{b,i} - \theta_n \right) \Rightarrow \mathcal{N}(0, I_d).$$

⁷In this proof, all statements about convergence in probability will be with in $\{Z_{m,n,i}, i \in [K_{m,n}]\}$ -probability.

To conclude the proof, it suffices to show that $\left\{\text{Cov}[\widehat{\theta}_b]\right\}^{-1/2} \widehat{T}_{K,b,n}^{-1} \rightarrow_P I_d$. By the weak Law of Large Numbers for triangular arrays, we have $\left\{\text{Cov}[\widehat{\theta}_b]\right\}^{-1/2} \widehat{\Sigma}_{K,b,n} \left\{\text{Cov}[\widehat{\theta}_b]\right\}^{-1/2} \rightarrow_P I_d$, thus $\left\{\text{Cov}[\widehat{\theta}_b]\right\}^{-1/2} \widehat{T}_{K,b,n}^{-1} \rightarrow_P I_d$, finishing the proof.

6.9 Subsampling and non-invertibility in Section 3.1

The uniform sampling estimator may not be well defined when X_n has a large proportion of zero entries. As an example, Let X_n have only p' non-zero rows, for some $p' \geq p$. Draw a random sample of size m by uniform sampling with replacement, and let N be the number of observations that belong to the p' nonzero rows in this random sample. Then N follows a binomial distribution $\text{Binom}(m, p'/n)$. By the Chernoff bound for the binomial distribution, we have for any $\delta \geq 0$ that $P(N \geq (1 + \delta)p'm/n) \leq \exp\{-\delta^2 p'm/(3n)\}$.

If $\delta' > \delta$ is a positive constant, and $n(\log p')/p' < m < pn/[p'(1 + \delta')]$, then it is easy to verify that as $p \rightarrow \infty$, $N < p$ holds with probability tending to one. This implies that the sampling estimator—least squares regression on the sampled data—is undefined with probability tending to one. As an illustration, if $p = \lfloor n^{2/3} \rfloor$, and $p' = 2p$, drawing a sample of size $m < n/3$ leads to a non-well-defined estimator. In contrast, both i.i.d. sketching or uniform orthogonal sketching allows a wider range of choices for m for the given X_n .

6.10 Proof of multivariate convergence in Section 3.1

Let $W_n := \tau_m (\Phi_{p,k}^\top \Sigma_n \Phi_{p,k})^{-1/2} (\Phi_{p,k}^\top \widehat{\beta}_{m,n}^{(s)} - \Phi_{p,k}^\top \beta_n)$. There is a metric \mathcal{D} on the space of probability measures on \mathbb{R}^k , such that weak convergence is equivalent to $\mathcal{D}(\mathcal{L}(W_n), \mathcal{N}(0, I_k)) \rightarrow 0$, where $\mathcal{L}(W_n)$ is the law of W_n . Let $T_n := \Phi_{p,k}^\top \Sigma_n \Phi_{p,k} / \|\Phi_{p,k}^\top \Sigma_n \Phi_{p,k}\|_{\text{op}} \in \mathbb{S}_+^{k \times k}$, and consider any subsequence $(n_j)_{j \geq 1}$ of \mathbb{N} .

By assumption, there is a compact set $\mathcal{B} \subset \mathbb{S}_+^{k \times k}$ such that $T_{n_j} \in \mathcal{B}$ for all $j \geq 1$; since $0_{k \times k} \notin \mathcal{B} \subset \mathbb{S}_+^{k \times k}$, we can assume without loss of generality that $T_{n_j}^{-1} \in \mathcal{B}$ for all $j \geq 1$. Then, there is a further subsequence $(n'_j)_{j \geq 1}$ of $(n_j)_{j \geq 1}$ such that $T_{n'_j} \rightarrow T$, for some $T \in \mathbb{S}_+^{k \times k}$ satisfying $T \in \mathcal{B}$ and $T^{-1} \in \mathcal{B}$. From $\tau_m \sigma_n^{-1} (c^\top \widehat{\beta}_{m,n}^{(s)} - c^\top \beta_n) \Rightarrow \mathcal{N}(0, 1)$ and using the Cramer-Wold device, it follows that $\tau_m (\Phi_{p,k}^\top \widehat{\beta}_{m'_j, n'_j}^{(s)} - \Phi_{p,k}^\top \beta_{n'_j}) \Rightarrow \mathcal{N}(0, T)$, where $(m'_j)_{j \geq 1}$ is the sequence of sketching dimensions associated with $(n'_j)_{j \geq 1}$. Consequently, $\mathcal{D}(\mathcal{L}(W_{n, j'}), \mathcal{N}(0, I_k)) \rightarrow 0$. This means that for any sequence $(n_j)_{j \geq 1}$, there is a further subsequence $(n'_j)_{j \geq 1}$ such that $\mathcal{D}(\mathcal{L}(W_{n'_j}), \mathcal{N}(0, I_k)) \rightarrow 0$. Since this holds for any subsequence $(n_j)_{j \geq 1}$, we have $\mathcal{D}(\mathcal{L}(W_n), \mathcal{N}(0, I_p)) \rightarrow 0$.

6.11 Proof of Theorem 3.2

Proof sketch. Consider the SVD $X_n = U_n \Lambda_n V_n^\top$ of X_n , where U_n is an $n \times p$ partial orthogonal matrix, with $U_n^\top U_n = I_p$, Λ_n is a $p \times p$ diagonal matrix, and V_n is an $p \times p$ orthogonal matrix. Let $U_{n, \perp}$ be an $n \times (n - p)$ orthogonal complement of U_n , such that $[U_n, U_{n, \perp}]$ is an $n \times n$ orthogonal matrix. When it is clear from context, we may drop the subscript n from X_n, U_n , etc.

With $w = U_{\perp}^{\top} y_n / \|U_{\perp}^{\top} y_n\|$, and $\bar{w} = U^{\top} y_n / \|U^{\top} y_n\|$, we have by simple algebra

$$\begin{aligned}\hat{\beta}_{m,n}^{(s)} &= V_n \Lambda_n^{-1} (U^{\top} S_{m,n}^{\top} S_{m,n} U)^{-1} U^{\top} S_{m,n}^{\top} S_{m,n} y_n \\ &= \beta_n + \|U_{\perp}^{\top} y_n\| \cdot V_n \Lambda_n^{-1} (U^{\top} S_{m,n}^{\top} S_{m,n} U)^{-1} U^{\top} S_{m,n}^{\top} S_{m,n} w;\end{aligned}\tag{18}$$

and

$$\begin{aligned}\hat{\beta}_{m,n}^{(\text{pa})} &= V_n \Lambda_n^{-1} (U^{\top} S_{m,n}^{\top} S_{m,n} U)^{-1} U^{\top} y_n \\ &= \beta_n + \|U^{\top} y_n\| \cdot V_n \Lambda_n^{-1} [(U^{\top} S_{m,n}^{\top} S_{m,n} U)^{-1} - I_p] \bar{w}.\end{aligned}\tag{19}$$

The proof starts with the expressions (18) and (19). If p is fixed or p grows at a relatively slow rate compared to m and n , we expect that $U^{\top} S_{m,n}^{\top} S_{m,n} U$ is close to the identity matrix. However, in the high-dimensional setting, this is not the case, and handling $(U^{\top} S_{m,n}^{\top} S_{m,n} U)^{-1}$ is more challenging.

To overcome this challenge, we first study the Gaussian case. It is instructive to understand this better: in this case, the observations $(\tilde{X}_m, \tilde{y}_m) = S_{m,n}(X_n, y_n)$ can be viewed as an i.i.d. sample of size m from a normal distribution with covariance matrix⁸

$$\begin{pmatrix} G_n & u_n \\ u_n^{\top} & \end{pmatrix} := \begin{pmatrix} X_n^{\top} X_n & X_n^{\top} y_n \\ y_n^{\top} X_n & y_n^{\top} y_n \end{pmatrix}.$$

The goal is to construct a confidence interval for $c^{\top} \beta_n$, where $\beta_n = G_n^{-1} u_n$; centering at $c^{\top} \hat{\beta}_n$. The asymptotic distribution of $c^{\top} \hat{\beta}_n$ can be derived through the properties of normal distributions and inverse Wishart matrices.

For matrices with more general i.i.d. entries, we aim to find the limit of the expected characteristic function of $m^{1/2} \sigma_n^{-1} c^{\top} (\hat{\beta}_{m,n} - \beta_n)$ by employing an interpolation strategy to connect to the Gaussian case. This is accomplished by deriving a differential equation over the interpolating process, as shown in equation (25), and as described below. For the interpolation, we let $Z_{m,n}$ have i.i.d. Gaussian entries, and for $\theta \in [0, \pi/2]$, define $Y_{m,n}(\theta) = S_{m,n} \sin \theta + Z_{m,n} \cos \theta$. This is inspired by the trigonometric interpolation from Section 3.2 of Götze et al. (2017), which is itself based on ideas from Bentkus (2003). Then (25) essentially says that, for $q_n(\theta) = m^{1/2} \sigma_n^{-1} c^{\top} (\hat{\beta}_{m,n}^{(s)} - \beta_n)$ with $\hat{\beta}_{m,n}^{(s)}$ depending on $Y_{m,n}(\theta)$, and for sufficiently smooth f , with $f^{(2)}$ denoting the second derivative of f , we have

$$\frac{d\mathbb{E}f(q_n(\theta))}{d\theta} - 2(\kappa_4 - 3) \sin^3 \theta \cos \theta \cdot \Psi_n \cdot \mathbb{E}f^{(2)}(q_n(\theta)) = o(1),$$

for a certain Ψ_n whose definition is provided in the proof.

Proving the above equation is challenging, and requires delicate and extensive calculations starting with Taylor series expansions up to the fifth order, which lead to numerous intricate sums of terms that need to be controlled. The partial sketching estimator can be handled via similar arguments.

Detailed proof. The proofs for $\hat{\beta}_{m,n}^{(s)}$ and $\hat{\beta}_{m,n}^{(\text{pa})}$ follow the same strategy, by considering the Gaussian case first, and then extending to general distributions. By a subsequence argument, it is enough to consider the case where $\gamma_n := p/n \rightarrow \gamma \in [0, 1)$, and $\gamma_n/\iota_n = p/m \rightarrow \gamma/\Xi \in [0, 1)$. When $\gamma = \Xi = 0$, the limit is interpreted as $m/n \rightarrow 0$ and $p/m \rightarrow 0$. We study $\hat{\beta}_{m,n}^{(s)}$ first, then consider $\hat{\beta}_{m,n}^{(\text{pa})}$ by explaining the differences involved.

⁸The bottom right entry does not need new notation here.

Sketched estimator $\hat{\beta}_{m,n}^{(s)}$. For Gaussian sketching, as $m, n \rightarrow \infty$ with $\limsup p/m < 1$, we will show that

$$\sqrt{m-p} \frac{(c^\top \hat{\beta}_{m,n}^{(s)} - c^\top \beta_n)}{\|c^\top V \Lambda_n^{-1}\| \|\underline{y}_n\|} \Rightarrow \mathcal{N}(0, 1). \quad (20)$$

If $S_{m,n}$ has Gaussian entries with zero mean and variance $1/m$, $S_{m,n}[U, U_\perp] = [\tilde{S}_{m,n}, \underline{S}_{m,n}]$ has the same distribution as $S_{m,n}$. Moreover, the $m \times p$ matrix $\tilde{S}_{m,n}$ also has Gaussian entries with zero mean and variance $1/m$, and is independent of $\underline{S}_{m,n}$. From (18), we have that

$$\mathcal{U}_n := \|\underline{y}_n\|^{-1} \cdot m^{1/2} c^\top (\hat{\beta}_{m,n}^{(s)} - \beta_n) = m^{1/2} c^\top V_n \Lambda_n^{-1} (\tilde{S}_{m,n}^\top \tilde{S}_{m,n})^{-1} \tilde{S}_{m,n}^\top \underline{S}_{m,n} w.$$

Since $\underline{S}_{m,n} w \sim \mathcal{N}(0, I_{m-p}/m)$ is independent of $\tilde{S}_{m,n}$, we see that conditional on $\tilde{S}_{m,n}$, $\mathcal{U}_n/\bar{\sigma}_m$ has a standard normal distribution, where

$$\bar{\sigma}_m^2 = c^\top V \Lambda_n^{-1} (\tilde{S}_{m,n}^\top \tilde{S}_{m,n})^{-1} \Lambda_n^{-1} V_n^\top c.$$

If $\bar{\sigma}_m$ converges as $m \rightarrow \infty$, then by Slutsky's theorem, $\mathcal{U}_n/\bar{\sigma}_m$ also has a limiting standard normal distribution unconditionally. Now, by the orthogonal invariance of the distribution of $\tilde{S}_{m,n}$, we have

$$\bar{\sigma}_m^2 \|c^\top V \Lambda_n^{-1}\|^{-2} = d e_1^\top (\tilde{S}_{m,n}^\top \tilde{S}_{m,n})^{-1} e_1.$$

By the properties of the inverse Wishart distribution, the mean of $e_1^\top (\tilde{S}_{m,n}^\top \tilde{S}_{m,n})^{-1} e_1$ is $m/(m-p-1)$, and its variance is $2m^2/[(m-p-1)^2(m-p-3)]$ (Anderson, 2003; Muirhead, 2009). Therefore we conclude (20).

Next, we use an interpolation strategy to extend from Gaussian to general i.i.d. entries, motivated by the proof strategy from Section 3.2 of Götze et al. (2017); which is itself based on ideas from Bentkus (2003) (trigonometric interpolation), Tikhomirov (1981) (deriving a differential equation for the characteristic function). We introduce the following interpolation matrix for $\theta \in [0, \pi/2]$:

$$Y_{m,n}(\theta) = S_{m,n} \sin \theta + Z_{m,n} \cos \theta, \quad (21)$$

where $Z_{m,n}$ has i.i.d. $\mathcal{N}(0, 1/m)$ entries. Denote the j -th row of Y by y_j^\top and for $J \subset [m]$, define $M^{(J)}$ by performing the same operations as $M = M(Y)$ after removing the rows indexed by J from Y . Define the following quantities, where dependence on θ here and below is suppressed for clarity:

$$\begin{aligned} H_n &= \tilde{Y}_{m,n}^\top \tilde{Y}_{m,n}, \quad M = M_n = H_n^{-1}, \quad T = T_n = \tilde{Y}_{m,n}^\top \underline{Y}_{m,n}, \\ \rho_j &= \frac{1}{1 + \tilde{y}_j^\top M^{(j)} \tilde{y}_j}, \quad \bar{\rho}_j = \frac{1}{1 + m^{-1} \text{tr } M^{(j)}}. \end{aligned} \quad (22)$$

Denoting $a_n = c^\top V_n \Lambda_n^{-1} / \|c^\top V_n \Lambda_n^{-1}\|$ and $w_n = \underline{y}_n / \|\underline{y}_n\|$, from (18), we have that our quantity of interest can be written as

$$q_n = q_n(\theta) := \mathcal{U}_n / \|c^\top V_n \Lambda_n^{-1}\| = m^{1/2} \frac{c^\top (\hat{\beta}_{m,n}^{(s)} - \beta_n)}{\|c^\top V \Lambda_n^{-1}\| \|\underline{y}_n\|} = \sqrt{m} a_n^\top M_n T_n w_n. \quad (23)$$

The following lemma guarantees that, for all $\theta \in [0, \pi/2]$, the spectrum of H_n is bounded away from zero and infinity, and $\|T_n\|$ is bounded from above by a constant with high probability.⁹

⁹We say an event \mathcal{E} holds with high probability if $P(\mathcal{E}) \geq 1 - m^{-\ell}$ for any fixed $\ell > 0$ and large enough m .

Lemma 6.2. *Let*

$$\gamma_n(\theta, C) := \{C^{-1} \leq \lambda_p(H_n(\theta)) \leq \lambda_1(H_n(\theta)) \leq C, \|T_n(\theta)\| \leq C\}.$$

and $\gamma_n(C) := \bigcap_{\theta \in [0, \pi/2]} \gamma_n(\theta, C)$. *There exists a constant $C_0 > 0$, such that $\gamma_n(C_0)$ holds with high probability.*

Proof. We consider the extreme eigenvalues of H_n for any fixed $\theta \in [0, \pi/2]$ first. Condition 3.1 can be split into the following cases:

1. $\lim p/m \in (0, 1)$, $\lim p/n \in (0, 1)$;
2. $\lim p/m \in (0, 1)$, $\lim p/n \rightarrow 0$;
3. $\lim p/m = 0$, $\lim m/n < \infty$.

In cases 1 and 2, according to Theorem 1.2 in Yin (2022), the smallest and largest eigenvalues of $U^\top Y^\top Y U$ are bounded away from zero and infinity almost surely. By checking their proof, it is readily verified that their conclusion holds with high probability if we assume the existence of moments to any order instead of $6 + \delta$ in their work. More specifically, it suffices to show that with high probability, no eigenvalues of $U^\top Y^\top Y U$ appear in any interval $[a, b]$ that lies outside of $[(1 - \sqrt{1/2})^2/2, 2(1 + \sqrt{1/2})^2]$. This result aligns with their Theorem 1.2. According to their proof in Section 2.2.5, it is necessary to ensure that the term in (2.4) is $o(1)$ with high probability. By examining the corresponding proof, this can be readily verified under our given moment condition.

Indeed in case 1, we can also conclude that $\gamma_n(\theta, C)$ holds with high probability by Theorem 3.12 in Knowles and Yin (2017). The conditions of that theorem clearly hold as their T^* is our U , so their Σ is I_p for us. The required moment conditions on $S_{m,n}$ hold by assumption. The required regularity condition in their Definition 2.7 also clearly holds by the standard Marchenko-Pastur law.

In case 3, if we add some columns to U such that the new matrix U_1 has p_1 columns with $p_1/m \rightarrow 1/2$ and satisfies $U_1^\top U_1 = I_{p_1}$, the smallest and largest eigenvalues of $U_1^\top Y^\top Y U_1$ are bounded away from zero and infinity almost surely as in Case 2. Since $\tilde{Y}^\top \tilde{Y}$ is a submatrix of $U_1^\top Y^\top Y U_1$, the same conclusion also holds by the interlacing property of eigenvalues.

Then by using a fixed ε_0 -cover of the interval $[0, \pi/2]$ for a small $\varepsilon_0 > 0$, there exists a constant $C_0 > 0$ such that $\sup_{\theta \in [0, \pi/2]} \lambda_1(H_n(\theta)) < C_0$ holds with high probability. Similarly, we can obtain $\inf_{\theta \in [0, \pi/2]} \lambda_p(H_n(\theta)) > C_0^{-1}$.

The conclusion for T_n also holds because $\|\tilde{Y}_n\|$ and $\|\underline{Y}_n\|$ are both uniformly bounded from above by a constant with high probability. The proof is concluded.

Consider the relaxed moment condition on $S_{0,m,n}$ given in Remark 3.3. Under the first asymptotic regime from Condition 3.1, it has been claimed in Knowles and Yin (2017)—below their equation (2.5)—that the conclusion holds by minor adjustments of their proof. Under the second asymptotic regime, it can be verified by modifying the proof in Yin (2022) as discussed above to conclude that $C^{-1} \leq \lambda_p(H_n(\theta)) \leq \lambda_1(H_n(\theta)) \leq C$ holds with probability $1 - n^{-\ell_1}$ for some constant C and a constant ℓ_1 that depends on ℓ_0 . \square

Let f be a bounded complex-valued function with derivatives bounded up to the fifth order, and denote by $\tilde{q}_n(\theta) = q(\theta)I(\gamma_n(C_0))$. We will show that for

$$\Psi_n := \sum_{k=1}^n (a_n^\top \tilde{e}_k \cdot \underline{e}_k^\top w_n)^2 \tag{24}$$

and $f^{(2)}(\tilde{q}_n(\theta))$ being the second derivative of f with respect to \tilde{q}_n , we have

$$\frac{d\mathbb{E}f(\tilde{q}_n(\theta))}{d\theta} - 2(\kappa_4 - 3) \sin^3 \theta \cos \theta \Psi_n \mathbb{E}f^{(2)}(\tilde{q}_n(\theta)) = o(1) \quad (25)$$

uniformly for $\theta \in [0, \pi/2]$. The purpose of including $I(\gamma_n(C_0))$ in \tilde{q}_n is to ensure that the terms involving M_n or T_n , which arise from the derivatives of q_n with respect to θ , do not have infinite expectations. For instance, the first bound in (37) below should be interpreted as $\mathbb{E}|a^\top M \tilde{y}_j I(\gamma_n(C_n))|^\ell = O(m^{-\ell/2})$. To simplify the notation, and since dropping $I(\gamma_n(C_n))$ in \tilde{q}_n does not influence our conclusion regarding the asymptotic distribution of q_n , we omit the event $I(\gamma_n(C_n))$ in the rest of proof.

Let $\psi(\theta) \equiv \psi(q_n(\theta)) = e^{itq_n(\theta)}$ where i is the imaginary unit and we do not display the dependence on t for simplicity, and denote $g(\theta) = \psi(\theta) \exp\{t^2(\kappa_4 - 3) \sin^4 \theta \Psi_n/2\}$. Assuming that (25) is valid, we have, uniformly for $\theta \in [0, \pi/2]$,

$$\frac{d\mathbb{E}g(\theta)}{d\theta} = \left(\frac{d\mathbb{E}\psi}{d\theta} + (\mathbb{E}\psi) 2t^2(\kappa_4 - 3) \sin^3 \theta \cos \theta \Psi_n \right) \exp\{t^2(\kappa_4 - 3) \sin^4 \theta \Psi_n/2\} = o(1), \quad (26)$$

where we use that $\psi^{(2)}(\theta) = -t^2\psi(\theta)$. By the fundamental theorem of calculus we then obtain that

$$\left| \mathbb{E}e^{itq_n(\frac{\pi}{2})} - \mathbb{E}e^{itq_n(0) - t^2(\kappa_4 - 3)\Psi_n/2} \right| = o(1).$$

The result (20) for Gaussian case can be interpreted as $q_n(0)$ tending to a $\mathcal{N}(0, \Xi/(\Xi - \gamma))$ distribution, so that

$$\mathbb{E}e^{itq_n(0)} - e^{\frac{-t^2\Xi}{2(\Xi - \gamma)}} = o(1). \quad (27)$$

Therefore $q_n(\pi/2)$ tends to $\mathcal{N}(0, (\kappa_4 - 3)\Psi_n + \Xi/(\Xi - \gamma))$. By using $a_n^\top \tilde{e}_k = c^\top (X_n^\top X_n)^{-1} x_k / c^\top (X_n^\top X_n)^{-1} c$, $\|y_n\|^2 = \|\varepsilon_n\|^2$ and $e_k^\top w_n = \varepsilon_{n,k} / \|\varepsilon_n\|$, we find that with Ψ_n from (24), $(\kappa_4 - 3)\Psi_n \cdot \|\varepsilon_n\|^2 \cdot c^\top (X_n^\top X_n)^{-1} c$ reduces to the first term of σ_n^2 from (9). Thus, we conclude the result.

In the remainder of the proof we show (25). For ease of notation we do not display the subscript n in q_n from (23) and in the quantities defined in (22). For $j \in [m]$ and $k \in [n]$, let y_{jk} be the j, k -th entry of $Y_{m,n}(\theta)$; and let

$$\phi_{jk}(\theta) := f^{(1)}(q(\theta)) \frac{\partial q}{\partial y_{jk}}, \quad y'_{jk} := S_{jk} \cos \theta - Z_{jk} \sin \theta, \quad (28)$$

where y'_{jk} is indeed the derivative of y_{jk} with respect to θ . Then by the chain rule for differentiation with respect to θ , (25) is equivalent to

$$\mathbb{E} \sum_{j=1}^m \sum_{k=1}^n \phi_{jk}(\theta) y'_{jk} = 2(\kappa_4 - 3) \sin^3 \theta \cos \theta \Psi_n \mathbb{E}f^{(2)}(q) + o(1). \quad (29)$$

Define $x \mapsto \phi_{jk}(x, \theta)$ by replacing y_{jk} with x in $\phi_{jk}(\theta)$ from (28), such that for any value of x , if $y_{jk} = x$, then $\phi_{jk}(x, \theta) = \phi_{jk}(\theta)$. By a Taylor series expansion, we have

$$\phi_{jk}(\theta) = \sum_{\ell=0}^3 \frac{1}{\ell!} \phi_{jk}^{(\ell)}(0, \theta) y_{jk}^\ell + \frac{1}{4!} \phi^{(4)}(\Xi_{jk} y_{jk}, \theta) y_{jk}^4, \quad \text{for some } 0 \leq \Xi_{jk} \leq 1. \quad (30)$$

By substituting this into (29), the first and second terms vanish. Indeed, the term with $\ell = 0$ vanishes because $\phi_{jk}^{(0)}(0, \theta)$ does not depend on y_{jk} and $\mathbb{E}y'_{jk} = 0$, for all valid indices j, k . Also, the term with $\ell = 1$ vanishes because $\phi_{jk}^{(1)}(0, \theta)$ does not depend on y_{jk}, y'_{jk} and

$$\mathbb{E}y_{jk}y'_{jk} = \mathbb{E}(S_{jk} \sin \theta + Z_{jk} \cos \theta)(S_{jk} \cos \theta - Z_{jk} \sin \theta) = 0,$$

for all valid indices j, k .

Thus, we can conclude (25) if we can show the following lemma.

Lemma 6.3. *We have*

$$\mathbb{E} \sum_{j=1}^m \sum_{k=1}^n \frac{1}{2} \phi_{jk}^{(2)}(0, \theta) y_{jk}^2 y'_{jk} = o(1), \quad (31)$$

and

$$\mathbb{E} \sum_{j=1}^m \sum_{k=1}^n \frac{1}{3!} \phi_{jk}^{(3)}(0, \theta) y_{jk}^3 y'_{jk} = 2(\kappa_4 - 3) \sin^3 \theta \cos \theta \Psi_n \mathbb{E}f^{(2)}(q) + o(1). \quad (32)$$

For any $\lambda_{jk} \in [0, 1]$, we have

$$\mathbb{E} \sum_{j=1}^m \sum_{k=1}^n \phi_{jk}^{(4)}(\lambda_{jk} y_{jk}, \theta) y_{jk}^4 y'_{jk} = o(1). \quad (33)$$

We aim to obtain the first two limits by showing Lemma 6.4 below first, and then applying Taylor series expansions. The last bound—used to bound the remainder term of (30)—can be proved following essentially the same argument as the one used in proving Lemma 6.5 below. See Section 6.11.2 for the proof of Lemma 6.4 below.

Lemma 6.4. *For $\phi_{jk}(\theta)$ defined in (28), we have*

$$\mathbb{E} \sum_{j=1}^m \sum_{k=1}^n \phi_{jk}^{(2)}(\theta) = o(m^{3/2}), \quad (34)$$

and

$$\mathbb{E} \sum_{j=1}^m \sum_{k=1}^n \phi_{jk}^{(3)}(\theta) = 12m^2 \Psi_n \mathbb{E}f^{(2)}(q) + o(m^2). \quad (35)$$

Further, see Section 6.11.3 for the proof of Lemma 6.5 below.

Lemma 6.5. *For $\phi_{jk}(\theta)$ defined in (28), and for any $\lambda_{jk} \in [0, 1]$, we have*

$$\sum_{j=1}^m \sum_{k=1}^n \mathbb{E} \phi_{jk}^{(4)}(\lambda_{jk} y_{jk}, \theta) y_{jk}^2 = O(m).$$

6.11.1 Proof of Lemma 6.3

We consider (31). Due to a Taylor series expansion, for some $\lambda_{jk} \in [0, 1]$,

$$\mathbb{E} \sum_{j=1}^m \sum_{k=1}^n \left(\phi_{jk}^{(2)}(\theta) - \phi_{jk}^{(2)}(0, \theta) \right) = \sum_{j=1}^m \sum_{k=1}^n \left\{ \mathbb{E} \phi_{jk}^{(3)}(0, \theta) y_{jk} + \mathbb{E} \phi_{jk}^{(4)}(\lambda_{jk} y_{jk}, \theta) y_{jk}^2 \right\} = o(m^{3/2}), \quad (36)$$

where the second step uses $\mathbb{E} y_{jk} = 0$ for all valid indices, and Lemma 6.5. Then (31) follows from (34) and (36), because $y_{jk}^2 y'_{jk}$ are i.i.d. with a mean of order $O(m^{-3/2})$.

By a Taylor series expansion again, for some $\eta_{jk} \in [0, 1]$,

$$\mathbb{E} \sum_{j=1}^m \sum_{k=1}^n \left(\phi_{jk}^{(3)}(\theta) - \phi_{jk}^{(3)}(0, \theta) \right) = \sum_{j=1}^m \sum_{k=1}^n \phi_{jk}^{(4)}(\eta_{jk} y_{jk}) y_{jk} = o(m^2),$$

where the second step can be intuitively inferred from Lemma 6.5, and proved following almost the same steps leading to Lemma 6.5. Then (32) follows from (35) and the fact that $\mathbb{E} y_{jk}^3 y'_{jk} = (\kappa_4 - 3) \sin^3 \theta \cos \theta / m^2$ (see equation (3.10) of Götze et al. (2017)).

The last one can also be checked following almost the same steps leading to Lemma 6.5. Therefore we conclude the proof.

6.11.2 Proof of Lemma 6.4

The following lemma gives formulas for some derivatives that will be used frequently later.

Lemma 6.6. *For $j \in [m]$ and $k \in [n]$, denote $P_{jk} = \tilde{y}_j \cdot \tilde{e}_k^\top + \tilde{e}_k \cdot \tilde{y}_j^\top$. Then, recalling M, T from (22), we have*

$$\begin{aligned} \frac{\partial M}{\partial y_{jk}} &= -MP_{jk}M, & \frac{\partial^2 M}{\partial y_{jk}^2} &= 2(MP_{jk})^2M - 2M\tilde{e}_k \cdot \tilde{e}_k^\top M, \\ \frac{\partial^3 M}{\partial y_{jk}^3} &= -6(MP_{jk})^3M - 4M\tilde{e}_k \cdot \tilde{e}_k^\top MP_{jk}M - 4MP_{jk}M\tilde{e}_k \cdot \tilde{e}_k^\top M, \\ \frac{\partial T}{\partial y_{jk}} &= \tilde{y}_j \cdot \underline{e}_k^\top + \tilde{e}_k \cdot \underline{y}_j^\top, & \frac{\partial^2 T}{\partial y_{jk}^2} &= 2\tilde{e}_k \cdot \underline{e}_k^\top. \end{aligned}$$

Proof. We have $\frac{\partial H}{\partial y_{jk}} = U^\top y_j e_k^\top U + U^\top e_k y_j^\top U = P_{jk}$. Thus by differentiating $MH = I$ with respect to y_{jk} , we obtain $\frac{\partial M}{\partial y_{jk}} = -MP_{jk}M$. We also have $\frac{\partial P_{jk}}{\partial y_{jk}} = 2\tilde{e}_k \tilde{e}_k^\top$, and thus the formulas for the second and third order derivatives can be checked by using the chain rule. The formulas for the derivatives of T can be obtained directly and are omitted. \square

The following lemma collects some bounds that will be used frequently in the proof. See Section 6.11.5 for its proof.

Lemma 6.7 (Moment bounds). *Suppose that $a \in \mathbb{R}^p$ and $\bar{a} \in \mathbb{R}^{n-p}$ are nonrandom unit norm vectors, and fix $\ell > 0$, and recall $M, M^{(j)}, M^{(j_1 j_2)}, T$ from (22).*

1. We have the following bounds on moments of certain linear, bilinear, and quadratic forms of $y_{j'}$, for all $j' \in \{j, j_1, j_2\}$:

$$\begin{aligned} \mathbb{E}|a^\top M \tilde{y}_j|^\ell &= O(m^{-\ell/2}), \quad \mathbb{E}|y_j^\top \bar{a}|^\ell = O(m^{-\ell/2}), \\ \mathbb{E}\left|\tilde{y}_j^\top M^{(j)} \tilde{y}_j - \frac{1}{m} \operatorname{tr} M^{(j)}\right|^\ell &= O(m^{-\ell/2}), \quad \mathbb{E}|\tilde{y}_{j_1}^\top M^{(j_1 j_2)} \tilde{y}_{j_2}|^\ell = O(m^{-\ell/2}). \end{aligned} \quad (37)$$

2. The moments of $a^\top M T \bar{a}$ and $a^\top M \bar{a}$ —which control the rate of convergence of $c^\top \hat{\beta}_{m,n}^{(s)}$ and $c^\top \hat{\beta}_{m,n}^{(\text{pa})}$, respectively—can be bounded as:

$$\mathbb{E}|a^\top M T \bar{a}|^\ell = O(m^{-\ell/2}), \quad (38)$$

$$\mathbb{E}\left|a^\top M \bar{a} - \frac{\iota_n a^\top \bar{a}}{\iota_n - \gamma_n}\right|^\ell = O(m^{-\ell/2}). \quad (39)$$

Under the relaxed moment condition discussed in Remark 3.3, the above bounds can be shown to hold for any $\ell < \ell_1$ where ℓ_1 is a positive value that depends on ℓ_0 . By reviewing the proofs of (34) and (35), as well as the arguments leading to (25), we observe that it is sufficient to use the bounds in Lemma 6.7 for some bounded ℓ , rather than for any $\ell > 0$. Additionally, one could explore a weaker moment condition by employing truncation arguments, although we will not pursue that here.

Next, we continue with the proof of Theorem 3.2, aiming to show (34) and (35).

Proof of (34). Recall ϕ_{jk} from (28). By the chain rule, we have

$$\phi_{jk}^{(2)}(\theta) = f^{(3)}(q) \left(\frac{\partial q}{\partial y_{jk}}\right)^3 + 3f^{(2)}(q) \frac{\partial q}{\partial y_{jk}} \frac{\partial^2 q}{\partial y_{jk}^2} + f^{(1)}(q) \frac{\partial^3 q}{\partial y_{jk}^3}. \quad (40)$$

Substituting the above into (34), we next consider the three terms that arise.

The first term due to (40). By the definition of q from (23), and using the formulas for $\frac{\partial M}{\partial y_{jk}}$, $\frac{\partial T}{\partial y_{jk}}$ from Lemma 6.6 with $P_{jk} = \tilde{y}_j \cdot \tilde{e}_k^\top + \tilde{e}_k \cdot \tilde{y}_j$, the first term is

$$\begin{aligned} &\mathbb{E}\left[m^{3/2} f^{(3)}(q) \left(a^\top \left(\frac{\partial M}{\partial y_{jk}} T + M \frac{\partial T}{\partial y_{jk}}\right) w\right)^3\right] \\ &= \mathbb{E}\left[m^{3/2} f^{(3)}(q) \left(a^\top \left(-M \tilde{y}_j \cdot \tilde{e}_k^\top M T - M \tilde{e}_k \cdot \tilde{y}_j M + M \tilde{y}_j \cdot \underline{e}_k^\top + M \tilde{e}_k \cdot \underline{y}_j^\top\right) w\right)^3\right] \\ &=: \mathbb{E}\left[m^{3/2} f^{(3)}(q) (-D_{11,jk} - D_{12,jk} + D_{13,jk} + D_{14,jk})^3\right], \end{aligned} \quad (41)$$

where we defined $D_{1a,jk}$, $a \in [4]$ in the last line. Using Hölder's inequality we find

$$\left|\mathbb{E} \sum_{j=1}^m \sum_{k=1}^n m^{3/2} f^{(3)}(q) D_{11,jk}^3\right| \leq m^{3/2} \mathbb{E}^{1/3} |f^{(3)}(q)|^3 \mathbb{E}^{1/3} \left|\sum_{j=1}^m (a^\top M \tilde{y}_j)^3\right|^3 \mathbb{E}^{1/3} \left|\sum_{k=1}^n (\tilde{e}_k^\top M T w)^3\right|^3.$$

Let $c_j = a^\top M \tilde{y}_j$ for all valid j . Then

$$\mathbb{E}^{1/3} \left| \sum_{j=1}^m (a^\top M \tilde{y}_j)^3 \right|^3 = \left\| \sum_{j=1}^m c_j^3 \right\|_3 \leq \left\| \sum_{j=1}^m c_j^2 \right\|_6 \cdot \left\| \max_{j=1}^m |c_j| \right\|_6.$$

We also have

$$\mathbb{E}^{1/3} \left| \sum_{j=1}^m (\tilde{e}_k^\top M T w)^3 \right|^3 \leq \|w^\top T^\top M^2 T w\|_6 \cdot \left\| \max_{j=1}^m |\tilde{e}_k^\top M T w| \right\|_6 \leq \|w^\top T^\top M^2 T w\|_6 \cdot \|M T\|_6. \quad (42)$$

Hence, using also Lemma 6.2, the above expression is upper bounded by¹⁰

$$\begin{aligned} & C m^{3/2} \mathbb{E}^{1/6} |a^\top M \tilde{Y}^\top \tilde{Y} M a|^6 \mathbb{E}^{1/6} (\max_j |a^\top M \tilde{y}_j|)^6 \\ & \quad \cdot \mathbb{E}^{1/6} |w^\top T^\top M^2 T w|^6 \mathbb{E}^{1/6} (\|M\| \|T\|)^6 \\ & \leq C' m^{3/2} \mathbb{E}^{1/6} (\max_j |a^\top M \tilde{y}_j|)^6 = o(m^{3/2}), \end{aligned} \quad (43)$$

where we used that by part 1 of Lemma 6.7,

$$\mathbb{E} \max_{j \in [m]} |a^\top M \tilde{y}_j|^6 \leq m \max_{j \in [m]} \mathbb{E} |a^\top M \tilde{y}_j|^6 = O(m^{-2}). \quad (44)$$

Next we bound

$$\begin{aligned} & \left| \mathbb{E} \sum_{j=1}^m \sum_{k=1}^n m^{3/2} f^{(3)}(q) D_{11,jk} D_{13,jk} D_{14,jk} \right| \\ & \leq C m^{3/2} \mathbb{E}^{1/3} \left| \sum_{j=1}^m (a^\top M \tilde{y}_j)^2 \underline{y}_j^\top w \right|^3 \mathbb{E}^{1/3} \left| \sum_{k=1}^n \tilde{e}_k^\top M T w \cdot \underline{e}_k^\top w \cdot a^\top M \tilde{e}_k \right|^3. \end{aligned}$$

This term can be handled similarly to that in (43) by using \underline{y}

$$\left| \sum_{j=1}^m (a^\top M \tilde{y}_j)^2 \underline{y}_j^\top w \right| \leq \left(\sum_{j=1}^m (a^\top M \tilde{y}_j)^2 \right) \max_j |\underline{y}_j^\top w|. \quad (45)$$

The other terms in (41) can also be handled similarly to obtain the bound $o(m^{3/2})$.

The second term due to (40). By the definition of q from (23), and using the formulas for $\frac{\partial M}{\partial y_{jk}}$,

¹⁰As mentioned before, in (25) we include the indicator function of the event $\gamma_n(C_0)$ inside the expectations. Thus the indicator function also appears in the following terms, such as in (43). Bounding the expectations involving $\|M\|$ and $\|T w\|$ then is a consequence of Lemma 6.2. For simplicity we do not display the event here and in the remainder of the proof.

$\frac{\partial T}{\partial y_{jk}}$, $\frac{\partial^2 M}{\partial y_{jk}^2}$, $\frac{\partial^2 T}{\partial y_{jk}^2}$ from Lemma 6.6, the second term after substituting (40) into (34) is

$$\begin{aligned} & \mathbb{E} \left[3mf^{(2)}(q) \left(a^\top \frac{\partial M}{\partial y_{jk}} Tw + a^\top M \frac{\partial T}{\partial y_{jk}} w \right) \left(a^\top \frac{\partial^2 M}{\partial y_{jk}^2} Tw + 2a^\top \frac{\partial M}{\partial y_{jk}} \frac{\partial T}{\partial y_{jk}} w + a^\top M \frac{\partial^2 T}{\partial y_{jk}^2} w \right) \right] \\ &= \mathbb{E} \left[3mf^{(2)}(q) \left(-a^\top MP_{jk}MTw + a^\top M\tilde{y}_j \cdot \underline{e}_k^\top w + a^\top M\tilde{e}_k \cdot \underline{y}_j^\top w \right) \times \right. \\ & \quad \left(2a^\top (MP_{jk})^2 MTw - 2a^\top M\tilde{e}_k \cdot \tilde{e}_k^\top MTw - 2a^\top MP_{jk}M\tilde{y}_j \cdot \underline{e}_k^\top w \right. \\ & \quad \left. \left. - 2a^\top MP_{jk}M\tilde{e}_k \cdot \underline{y}_j^\top w + 2a^\top M\tilde{e}_k \cdot \underline{e}_k^\top w \right) \right] \\ &=: \mathbb{E}[3mf^{(2)}(q)(-E_{1,1,jk} + E_{1,2,jk} + E_{1,3,jk})(2E_{2,1,jk} - 2E_{1,4,jk} - 2E_{2,2,jk} - 2E_{2,3,jk} + 2E_{0,1,jk})]. \end{aligned}$$

After substituting $P_{jk} = \tilde{y}_j \cdot \tilde{e}_k^\top + \tilde{e}_k \cdot \tilde{y}_j$ and expanding this, it becomes a sum of products of four to five bilinear forms $r^\top Qr'$, with $r, r' \in \{a, w, y_j, e_k\}$, and Q being some conformable matrix.

Noticing that $E_{0,1,jk}$ does not contain y_j , the terms $E_{1,1,jk}, E_{1,2,jk}, E_{1,3,jk}, E_{1,4,jk}$ each contain one y_j , while the terms $E_{2,1,jk}, E_{2,2,jk}, E_{2,3,jk}$ each contain two y_j s, we have the following claim:

Claim 6.8. *The terms can be classified into three distinct categories, which:*

1. contain three y_j s, in the form $y_j^\top Q_1 r_1 y_j^\top Q_2 r_2 y_j^\top Q_3 r_3$, with $r_i \in \{a, w, e_k\}$, and Q_i being some conformable matrices for $i = 1, 2, 3$;
2. contain only one y_j ;
3. contain three y_j s, in the form $y_j^\top Q_1 r y_j^\top Q_2 y_j$, with $r \in \{a, w, e_k\}$, and Q_i being some conformable matrices for $i = 1, 2$.

In the following, we will consider each case individually. The following claim summarizes additional properties for all terms, used later in the bounds.

Claim 6.9. *All terms have the following properties:*

1. they have two bilinear forms involving a and two different bilinear forms involving w ,
2. they have exactly three e_k s either in different bilinear forms or with one of the form $e_k^\top Qe_k$.

Based on Claim 6.8, the terms are divided into the following three types, which are based on the properties discussed above:

Type 1. For the terms from the first case of Claim 6.8, we further have two cases: If all e_k s are also in different bilinear forms, then a generic term of this type arises as a part of the multiplication of $E_{1,1,jk}$ and $E_{2,2,jk}$, and has the form:

$$\mathbb{E}mf^{(2)}(q)a^\top M\tilde{y}_j \cdot \tilde{e}_k^\top MTw \cdot a^\top M\tilde{y}_j \cdot \tilde{e}_k^\top M\tilde{y}_j \cdot \underline{e}_k^\top w.$$

Summing over j and k , these terms add up to $O(m)$ by using the Cauchy-Schwarz inequality and (37) Indeed, we have

$$\begin{aligned} \sum_{j=1}^m (a^\top M\tilde{y}_j)^2 |\tilde{e}_k^\top M\tilde{y}_j| &\leq \left(\sum_{j=1}^m (\tilde{e}_k^\top M\tilde{y}_j)^2 \right)^{1/2} \left(\sum_{j=1}^m (a^\top M\tilde{y}_j)^4 \right)^{1/2} \\ &\leq \|M\tilde{Y}^\top \tilde{Y}M\| \max_{j \in [m]} |a^\top M\tilde{y}_j|, \end{aligned}$$

and

$$\sum_{k=1}^n |\tilde{e}_k^\top MTw| \cdot |\underline{e}_k^\top w| \leq \left(\sum_{k=1}^n (\tilde{e}_k^\top MTw)^2 \right)^{1/2} \left(\sum_{k=1}^n (\underline{e}_k^\top w)^2 \right)^{1/2} \leq \|MT\|.$$

Hence using Lemma 6.2 and (44), we obtain

$$\mathbb{E} \left| \sum_{j=1}^m \sum_{k=1}^n m f^{(2)}(q) a^\top M \tilde{y}_j \cdot \tilde{e}_k^\top MTw \cdot a^\top M \tilde{y}_j \cdot \tilde{e}_k^\top M \tilde{y}_j \cdot \underline{e}_k^\top w \right| = O(m).$$

If one e_k is of the type $r^\top Q e_k$ and the other is $e_k^\top Q e_k$, we need to use $\mathbb{E} \max |y_j^\top Q r|^\ell = o(1)$. For example, consider the following term that arises as a part of the multiplication of $E_{1,3,jk}$ and $E_{2,3,jk}$:

$$\mathbb{E} m f^{(2)}(q) a^\top M \tilde{e}_k \cdot \underline{y}_j^\top w \cdot a^\top M \tilde{y}_j \cdot \tilde{e}_k^\top M \tilde{e}_k \cdot \underline{y}_j^\top w. \quad (46)$$

Similar to (45), we obtain

$$\mathbb{E}^{1/3} \left| \sum_{j=1}^m (\underline{y}_j^\top w)^2 \cdot a^\top M \tilde{y}_j \right|^3 \leq C \mathbb{E}^{1/3} (\max_j |\underline{y}_j^\top w|)^6.$$

We also have

$$\mathbb{E}^{1/3} \left| \sum_{k=1}^n a^\top M \tilde{e}_k \cdot \tilde{e}_k^\top M \tilde{e}_k \right|^3 = O(p^{1/2}), \quad (47)$$

by using

$$\left| \sum_{k=1}^n a^\top M \tilde{e}_k \cdot \tilde{e}_k^\top M \tilde{e}_k \right| \leq \left(\sum_{k=1}^n (a^\top M \tilde{e}_k)^2 \right)^{1/2} \left(\sum_{k=1}^n (\tilde{e}_k^\top M \tilde{e}_k)^2 \right)^{1/2} \leq \|M\| \|UMU^\top\|_F \leq \|M\| \|M\|_F,$$

where $\|A\|_F$ denotes the Frobenius norm of a matrix A .

Therefore we conclude that the sum of the terms in (46) over j and k is $o(m^3/2)$.

Type 2. For the terms from the second case in Claim 6.8, three e_k s must appear in different bilinear forms, due to the first property in Claim 6.9. For example, we consider the following term, which arises in the multiplication of $E_{1,3,jk}$ and $E_{0,1,jk}$:

$$D_{21,jk} = a^\top M \tilde{y}_j \cdot \underline{e}_k^\top w \cdot a^\top M \tilde{e}_k \cdot \underline{e}_k^\top w.$$

We claim that

$$\mathbb{E} \left| \sum_{j=1}^m a^\top M \tilde{y}_j \right|^2 = O(1). \quad (48)$$

Using this with Hölder's inequality, we have

$$\left| \mathbb{E} \sum_{j=1}^m \sum_{k=1}^n m f^{(2)}(q) D_{21,jk} \right| \leq m \mathbb{E}^{1/4} |f^{(2)}(q)|^4 \mathbb{E}^{1/2} \left| \sum_{j=1}^m a^\top M \tilde{y}_j \right|^2 \mathbb{E}^{1/4} \left| \sum_{k=1}^n a^\top M \tilde{e}_k (\underline{e}_k^\top w)^2 \right|^4 = O(m).$$

Next we show the claim (48). Denote for $j_1, j_2 \in [m]$,

$$\rho_{j_1 j_2} := \frac{1}{1 + \tilde{y}_{j_2} M^{(j_1 j_2)} \tilde{y}_{j_2}}, \quad \bar{\rho}_{j_1 j_2} = \frac{1}{1 + m^{-1} \text{tr} M^{(j_1 j_2)}}.$$

We have

$$\begin{aligned} \mathbb{E} \left| \sum_{j=1}^m a^\top M \tilde{y}_j \right|^2 &= \mathbb{E} \left| \sum_{j=1}^m \rho_j a^\top M^{(j)} \tilde{y}_j \right|^2 \\ &\leq \mathbb{E} \sum_{j=1}^m (a^\top M^{(j)} \tilde{y}_j \rho_j)^2 + \mathbb{E} \sum_{j_1 \neq j_2} \rho_{j_1} \rho_{j_2} \cdot a^\top M^{(j_1)} \tilde{y}_{j_1} \cdot a^\top M^{(j_2)} \tilde{y}_{j_2}. \end{aligned} \quad (49)$$

The Sherman-Morrison formula

$$(N + bb^\top)^{-1} = N^{-1} - \frac{N^{-1} b b^\top N^{-1}}{1 + b^\top N^{-1} b} \quad (50)$$

for the inverse of a rank-one update of a matrix leads to the identity

$$(N + bb^\top)^{-1} v = N^{-1} v - N^{-1} b \frac{v^\top N^{-1} b}{1 + b^\top N^{-1} b} \quad (51)$$

and thus also to

$$b^\top (N + bb^\top)^{-1} b = \frac{b^\top N^{-1} b}{1 + b^\top N^{-1} b}. \quad (52)$$

Applied to $(N, v, b) = ((M^{(j_1 j_2)})^{-1}, \tilde{y}_{j_2}, \tilde{y}_{j_1})$, (51) yields

$$M^{(j_2)} \tilde{y}_{j_2} = M^{(j_1 j_2)} \tilde{y}_{j_2} - \rho_{j_1 j_2} \cdot M^{(j_1 j_2)} \tilde{y}_{j_1} \cdot \tilde{y}_{j_2} M^{(j_1 j_2)} \tilde{y}_{j_1}.$$

Using this identity also for $(N, v, b) = (M^{(j_1 j_2)}, \tilde{y}_{j_1}, \tilde{y}_{j_2})$, expanding terms, and also using $|\rho_j| < 1$, we find that (49) is further upper bounded by

$$\begin{aligned} &\mathbb{E} \sum_{j=1}^m (a^\top M^{(j)} \tilde{y}_j)^2 + \sum_{j_1 \neq j_2} \mathbb{E} \rho_{j_1} \rho_{j_2} \cdot a^\top M^{(j_1 j_2)} \tilde{y}_{j_1} \cdot a^\top M^{(j_1 j_2)} \tilde{y}_{j_2} \\ &- \sum_{j_1 \neq j_2} \mathbb{E} \rho_{j_1} \rho_{j_2} \cdot \tilde{y}_{j_2} M^{(j_1 j_2)} \tilde{y}_{j_1} \cdot [\rho_{j_1 j_2} \cdot (a^\top M^{(j_1 j_2)} \tilde{y}_{j_2})^2 + \rho_{j_2 j_1} \cdot (a^\top M^{(j_1 j_2)} \tilde{y}_{j_1})^2] + \\ &+ \sum_{j_1 \neq j_2} \mathbb{E} \rho_{j_1} \rho_{j_2} \rho_{j_2 j_1} \rho_{j_1 j_2} \cdot a^\top M^{(j_1 j_2)} \tilde{y}_{j_1} \cdot a^\top M^{(j_1 j_2)} \tilde{y}_{j_2} \cdot (\tilde{y}_{j_2} M^{(j_1 j_2)} \tilde{y}_{j_1})^2. \end{aligned} \quad (53)$$

The first term is $O(1)$ using (37). Next, we write the second term as

$$\mathbb{E} \left[(\rho_{j_1} - \bar{\rho}_{j_1 j_2} + \bar{\rho}_{j_1 j_2}) (\rho_{j_2} - \bar{\rho}_{j_1 j_2} + \bar{\rho}_{j_1 j_2}) \cdot a^\top M^{(j_1 j_2)} \tilde{y}_{j_1} \cdot a^\top M^{(j_1 j_2)} \tilde{y}_{j_2} \right].$$

We have

$$\begin{aligned} \rho_{j_1} - \bar{\rho}_{j_1 j_2} &= -\rho_{j_1} \bar{\rho}_{j_1 j_2} (\tilde{y}_{j_1}^\top M^{(j_1)} \tilde{y}_{j_1} - m^{-1} \text{tr} M^{(j_1 j_2)}) \\ &= -\rho_{j_1} \bar{\rho}_{j_1 j_2} \left[\rho_{j_1 j_2} \left(-\tilde{y}_{j_1}^\top M^{(j_1 j_2)} \tilde{y}_{j_2} \right)^2 + \tilde{y}_{j_1}^\top M^{(j_1 j_2)} \tilde{y}_{j_1} - m^{-1} \text{tr} M^{(j_1 j_2)} \right], \end{aligned}$$

where we use (50) in the second step. So $\|\rho_{j_1} - \bar{\rho}_{j_1 j_2}\|_4 = O(m^{-1/2})$ by part 1 of Lemma 6.7. It then follows by Hölder's inequality that

$$\begin{aligned} & \mathbb{E} \left| \sum_{j_1 \neq j_2} (\rho_{j_1} - \bar{\rho}_{j_1 j_2})(\rho_{j_2} - \bar{\rho}_{j_1 j_2}) \cdot a^\top M^{(j_1 j_2)} \tilde{y}_{j_1} \cdot a^\top M^{(j_1 j_2)} \tilde{y}_{j_2} \right| \\ & \leq m^2 \max_{j_1, j_2} \|\rho_{j_1} - \bar{\rho}_{j_1 j_2}\|_4 \|\rho_{j_2} - \bar{\rho}_{j_1 j_2}\|_4 \|a^\top M^{(j_1 j_2)} \tilde{y}_{j_1}\|_4 \|a^\top M^{(j_1 j_2)} \tilde{y}_{j_2}\|_4 = O(1). \end{aligned} \quad (54)$$

We also have

$$\begin{aligned} & \mathbb{E} \sum_{j_1 \neq j_2} (\rho_{j_2} - \bar{\rho}_{j_1 j_2}) \bar{\rho}_{j_1 j_2} \cdot a^\top M^{(j_1 j_2)} \tilde{y}_{j_1} \cdot a^\top M^{(j_1 j_2)} \tilde{y}_{j_2} \\ & = \mathbb{E} \sum_{j_1 \neq j_2} (\rho_{j_2} - \rho_{j_1 j_2} + \rho_{j_1 j_2} - \bar{\rho}_{j_1 j_2}) a^\top M^{(j_1 j_2)} \tilde{y}_{j_1} \cdot a^\top M^{(j_1 j_2)} \tilde{y}_{j_2}. \end{aligned}$$

Now, the terms multiplied by the factor $\rho_{j_1 j_2} - \bar{\rho}_{j_1 j_2}$ vanish by taking the expectation with respect to y_j . Thus by (50), the above equals

$$\begin{aligned} & \mathbb{E} \sum_{j_1 \neq j_2} (\rho_{j_2} - \rho_{j_1 j_2}) a^\top M^{(j_1 j_2)} \tilde{y}_{j_1} \cdot a^\top M^{(j_1 j_2)} \tilde{y}_{j_2} \\ & = \mathbb{E} \sum_{j_1 \neq j_2} \rho_{j_1} \rho_{j_1 j_2} (\tilde{y}_{j_2}^\top M^{(j_1 j_2)} \tilde{y}_{j_1})^2 a^\top M^{(j_1 j_2)} \tilde{y}_{j_1} \cdot a^\top M^{(j_1 j_2)} \tilde{y}_{j_2} = O(1), \end{aligned}$$

where the last step follows via arguments similar to (54) using Hölder's inequality and (37). Similarly,

$$\mathbb{E} \sum_{j_1 \neq j_2} (\rho_{j_1} - \bar{\rho}_{j_1 j_2}) \bar{\rho}_{j_1 j_2} \cdot a^\top M^{(j_1 j_2)} \tilde{y}_{j_1} \cdot a^\top M^{(j_1 j_2)} \tilde{y}_{j_2} = O(1).$$

Moreover, since $M^{(j_1 j_2)}$ does not depend on $\tilde{y}_{j_1}, \tilde{y}_{j_2}$, for $j_1 \neq j_2$, since $\mathbb{E} \tilde{y}_{j_1} = \mathbb{E} \tilde{y}_{j_2} = 0$,

$$\mathbb{E} \bar{\rho}_{j_1 j_2}^2 a^\top M^{(j_1 j_2)} \tilde{y}_{j_1} \cdot a^\top M^{(j_1 j_2)} \tilde{y}_{j_2} = 0.$$

Combining the above results, we deduce that the second term is $O(1)$. The bounds on the third and fourth terms follow easily by replacing the ρ_\star terms with $\bar{\rho}_{j_1 j_2}$. It is also readily verified by Hölder's inequality and (37) that the last term in (53) is $O(1)$. Therefore we conclude the claim.

Type 3. For terms from the third case in Claim 6.8, consider for instance the following term that arises as a part of the multiplication of $E_{1,2,jk}$ and $E_{2,2,jk}$:

$$D_{22,jk} = a^\top M \tilde{y}_j \cdot \underline{e}_k^\top w \cdot a^\top M \tilde{e}_k \cdot \tilde{y}_j^\top M \tilde{y}_j \cdot \underline{e}_k^\top w.$$

Observe that

$$\tilde{y}_j^\top M \tilde{y}_j = \frac{\tilde{y}_j^\top M^{(j)} \tilde{y}_j}{1 + \tilde{y}_j^\top M^{(j)} \tilde{y}_j}.$$

Letting

$$\eta_j = \tilde{y}_j^\top M \tilde{y}_j - m^{-1} \text{tr} M / (1 + m^{-1} \text{tr} M),$$

it follows readily using Lemma 6.7, part 1, that $\mathbb{E}|\eta_j|^\ell = O(m^{-\ell/2})$. Summing over j , we find that for any $\ell > 1$,

$$\begin{aligned} & \left\| \sum_{j=1}^m a^\top M \tilde{y}_j \cdot \tilde{y}_j^\top M \tilde{y}_j \right\|_\ell = \left\| \sum_{j=1}^m a^\top M \tilde{y}_j \left(\eta_j + \frac{m^{-1} \operatorname{tr} M}{1 + m^{-1} \operatorname{tr} M} \right) \right\|_\ell \\ & \leq \left\| \sum_{j=1}^m a^\top M \tilde{y}_j \eta_j \right\|_\ell + \frac{m^{-1} \operatorname{tr} M}{1 + m^{-1} \operatorname{tr} M} \left\| \sum_{j=1}^m a^\top M \tilde{y}_j \right\|_\ell. \end{aligned} \quad (55)$$

The first term can be bounded by

$$\begin{aligned} & \left\| \left(\sum_{j=1}^m (a^\top M \tilde{y}_j)^2 \right)^{1/2} \left(\sum_{j=1}^m |\eta_j|^2 \right)^{1/2} \right\|_\ell \\ & \leq \left\| \left(\sum_{j=1}^m (a^\top M \tilde{y}_j)^2 \right)^{1/2} \right\|_{2\ell} \left\| \left(\sum_{j=1}^m |\eta_j|^2 \right)^{1/2} \right\|_{2\ell} \leq C \sum_{j=1}^m \|\eta_j\|_{2\ell} = O(1), \end{aligned}$$

where in the second step we use Minkowski's inequality. The second term in (55) is $O(1)$ for $\ell = 2$ by (48). Since summing $\mathbf{e}_k^\top w \cdot a^\top M \tilde{\mathbf{e}}_k \cdot \mathbf{e}_k^\top w$ over k also leads to a term of order $O(1)$, we conclude that $|\mathbb{E} m f^{(2)}(q) \sum_{j=1}^m \sum_{k=1}^n D_{22,jk}| = O(m)$.

The third term due to (40). By the definition of q from (23), and using the formulas for $\frac{\partial M}{\partial y_{jk}}, \frac{\partial T}{\partial y_{jk}}, \frac{\partial^2 M}{\partial y_{jk}^2}, \frac{\partial^2 T}{\partial y_{jk}^2}, \frac{\partial^3 M}{\partial y_{jk}^3}$ from Lemma 6.6, we can write the third term after substituting (40) into (34) as

$$\begin{aligned} & \mathbb{E} \left[m^{1/2} f^{(1)}(q) \left(a^\top \frac{\partial^3 M}{\partial y_{jk}^3} T w + 3a^\top \frac{\partial^2 M}{\partial y_{jk}^2} \frac{\partial T}{\partial y_{jk}} w + 3a^\top \frac{\partial M}{\partial y_{jk}} \frac{\partial^2 T}{\partial y_{jk}^2} w \right) \right] \\ & = \mathbb{E} \left\{ m^{1/2} f^{(1)}(q) \left[-6a^\top (MP_{jk})^3 M w - 4a^\top M \tilde{\mathbf{e}}_k \cdot \tilde{\mathbf{e}}_k^\top M P_{jk} M w \right. \right. \\ & \quad - 4a^\top M P_{jk} M \tilde{\mathbf{e}}_k \cdot \tilde{\mathbf{e}}_k^\top M w - 3a^\top M P_{jk} M \tilde{\mathbf{e}}_k \cdot \mathbf{e}_k^\top w \\ & \quad \left. \left. + 3a^\top (2(MP_{jk})^2 M - 2M \tilde{\mathbf{e}}_k \cdot \tilde{\mathbf{e}}_k^\top M) (\tilde{y}_j \cdot \mathbf{e}_k^\top + \tilde{\mathbf{e}}_k \cdot \tilde{y}_j^\top) w \right] \right\}. \end{aligned} \quad (56)$$

The complete expansion of the first term above—the one based on $-6a^\top (MP_{jk})^3 M w$ —leads to eight terms after substituting $P_{jk} = \tilde{y}_j \cdot \tilde{\mathbf{e}}_k^\top + \tilde{\mathbf{e}}_k \cdot \tilde{y}_j$. We consider two typical terms, as the others are similar. For

$$D_{311,jk} := a^\top M \tilde{y}_j \cdot (\tilde{\mathbf{e}}_k^\top M \tilde{y}_j)^2 \cdot \tilde{\mathbf{e}}_k^\top M T w,$$

applying the Cauchy-Schwarz inequality we find

$$\begin{aligned} \left| \sum_{j=1}^m \sum_{k=1}^n D_{311,jk} \right| & \leq \sum_{j=1}^m |a^\top M \tilde{y}_j| \left(\sum_{k=1}^n (\tilde{\mathbf{e}}_k^\top M T w)^2 \right)^{1/2} \left(\sum_{k=1}^n (\tilde{y}_j^\top M \tilde{\mathbf{e}}_k)^4 \right)^{1/2} \\ & \leq \left(\sum_{k=1}^n (\tilde{\mathbf{e}}_k^\top M T w)^2 \right)^{1/2} \left(\sum_{j=1}^m (a^\top M \tilde{y}_j)^2 \right)^{1/2} \left(\sum_{j=1}^m \sum_{k=1}^n (\tilde{y}_j^\top M \tilde{\mathbf{e}}_k)^4 \right)^{1/2}. \end{aligned}$$

Then, using (37) as before,

$$\mathbb{E} \left| m^{1/2} f^{(1)}(q) \sum_{j=1}^m \sum_{k=1}^n D_{311,jk} \right| \leq Cm^{1/2} \left(\mathbb{E} \sum_{j=1}^m \sum_{k=1}^n (\tilde{y}_j^\top M \tilde{e}_k)^4 \right)^{1/2} = O(m^{1/2}).$$

For

$$D_{312,jk} = a^\top M \tilde{y}_j \cdot \tilde{e}_k^\top M \tilde{e}_k \cdot \tilde{y}_j^\top M \tilde{y}_j \cdot \tilde{e}_k^\top MTw,$$

Following steps similar to those leading to (47), we have $\|\sum_{k=1}^n \tilde{e}_k^\top M \tilde{e}_k \tilde{e}_k^\top MTw\|_2 = O(p^{1/2})$. We use this and (55) with an application of Hölder's inequality to conclude that

$$|\mathbb{E} m^{1/2} f^{(1)}(q) \sum_{j=1}^m \sum_{k=1}^n D_{312,jk}| = O(m).$$

The second term in (56)—involving $-4a^\top M \tilde{e}_k \cdot \tilde{e}_k^\top MP_{jk}Mw$ —can be handled by using (48) to bound the sum over j and (47) to bound the sum over k , and we obtain a bound of $O(m)$.

The remaining terms can also be handled by applying Hölder's inequality before summing over j, k to obtain a bound of $o(m^{3/2})$. Therefore we conclude (34).

Proof of (35). We have

$$\begin{aligned} \phi_{jk}^{(3)}(\theta) &= f^{(4)}(q) \left(\frac{\partial q}{\partial y_{jk}} \right)^4 + 6f^{(3)}(q) \left(\frac{\partial q}{\partial y_{jk}} \right)^2 \frac{\partial^2 q}{\partial y_{jk}^2} + 3f^{(2)}(q) \left(\frac{\partial^2 q}{\partial y_{jk}^2} \right)^2 \\ &\quad + 4f^{(2)}(q) \frac{\partial q}{\partial y_{jk}} \frac{\partial^3 q}{\partial y_{jk}^3} + f^{(1)}(q) \frac{\partial^4 q}{\partial y_{jk}^4}. \end{aligned} \tag{57}$$

Using a similar strategy to the proof of (34), after summing over j and k , all the terms except the one arising from the third one have expectations of order $o(m^2)$. The sum arising from the third term equals

$$\begin{aligned} &3mf^{(2)}(q) \left(a^\top \frac{\partial^2 M}{\partial y_{jk}^2} Tw + a^\top M \frac{\partial^2 T}{\partial y_{jk}^2} w + 2a^\top \frac{\partial M}{\partial y_{jk}} \frac{\partial T}{\partial y_{jk}} w \right)^2 \\ &= 3mf^{(2)}(q) \left[a^\top (2(MP_{jk})^2 M - 2M \tilde{e}_k \cdot \tilde{e}_k^\top M) Tw + 2a^\top M \tilde{e}_k \cdot \underline{e}_k^\top w \right. \\ &\quad \left. - 2a^\top MP_{jk}M(\tilde{y}_j \cdot \underline{e}_k^\top + \tilde{e}_k \cdot \underline{y}_j^\top) w \right]^2 \\ &=: 3mf^{(2)}(q) (\mathcal{A}_{1,jk} + \mathcal{A}_{2,jk} + \mathcal{A}_{3,jk})^2. \end{aligned}$$

To bound terms involving $\mathcal{A}_{1,jk}$, we use that, due to (38), $\|\max_k |e_k^\top MTw|\|_\ell = O(m^{1/\ell-1/2})$. Therefore

$$\mathbb{E} \sum_{j=1}^m \sum_{k=1}^n 3mf^{(2)}(q) \mathcal{A}_{1,jk}^2 = o(m^2).$$

The other terms containing $\mathcal{A}_{1,jk}$ can be bounded similarly.

Moving forward, we first establish the following bound:

$$\mathbb{E} \left| \tilde{y}_j^\top M \tilde{y}_j - \frac{\gamma_n}{\iota_n} \right|^\ell = O(m^{-\ell/2}). \tag{58}$$

Recalling η_j defined above (55) and the fact that $\mathbb{E}|\eta_j|^\ell = O(m^{-\ell/2})$, it remains to show that

$$\mathbb{E} \left| m^{-1} \operatorname{tr} M - \frac{\gamma_n}{\iota_n - \gamma_n} \right|^\ell = O(m^{-\ell/2}).$$

This can be concluded following a strategy similar to the proof of (39) and thus we omit the details.

Next, by direct calculation, we obtain

$$\begin{aligned} & \mathbb{E} \sum_{j=1}^m \sum_{k=1}^n 3m f^{(2)}(q) (\mathcal{A}_{2,jk} + \mathcal{A}_{3,jk})^2 \\ &= \mathbb{E} \sum_{j=1}^m \sum_{k=1}^n 3m f^{(2)}(q) [2a^\top M \tilde{e}_k \cdot \underline{e}_k^\top w (1 - \tilde{y}_j^\top M \tilde{y}_j)]^2 + o(m^2) \\ &= 12m^2 \mathbb{E} f^{(2)}(q) \left(\frac{\iota_n}{\iota_n - \gamma_n} \right)^2 \sum_{k=1}^n \left[a^\top \tilde{e}_k \cdot \underline{e}_k^\top w \left(\frac{\iota_n - \gamma_n}{\iota_n} \right) \right]^2 + o(m^2) \\ &= 12m^2 \sum_{k=1}^n (a^\top \tilde{e}_k \cdot \underline{e}_k^\top w)^2 \mathbb{E} f^{(2)}(q) + o(m^2). \end{aligned} \tag{59}$$

where in the first step the negligible terms are handled by steps similar to the proof of (34), and in the second step we use (39) with $\bar{a} = \tilde{e}_k$, and (58). Therefore we conclude (35).

6.11.3 Proof of Lemma 6.5

We first show

$$\mathbb{E} \left| \sum_{k=1}^n \phi_{jk}^{(4)}(\theta) y_{jk}^2 \right| = O(1). \tag{60}$$

Recall that $\phi = f^{(1)}(q) \frac{\partial q}{\partial y_{jk}}$. Using the chain rule for higher order derivatives, also known as Faà di Bruno's formula, we have

$$\phi_{jk}^{(4)} = \sum_{p_i} \frac{5!}{p_1! 1! \cdots p_5! 5!} f^{(\sum_i p_i)}(q) \prod_{i=1}^5 \left(\frac{\partial^i q}{\partial y_{jk}^i} \right)^{p_i}$$

where the sum is over 5-tuples with nonnegative integers (p_1, \dots, p_5) satisfying $\sum_{i=1}^5 i p_i = 5$. Then, recalling the notation $\|Z\|_\ell := \mathbb{E}^{1/\ell} |Z|^\ell$ and that the derivatives of f are bounded up to the fifth order, we have

$$\left\| \sum_{k=1}^n \phi_{jk}^{(4)} y_{jk}^2 \right\|_1 \leq \sum_{p_i} \left\| \sum_{k=1}^n \prod_{i=1}^5 \left(\frac{\partial^i q}{\partial y_{jk}^i} \right)^{p_i} y_{jk}^2 \right\|_1 := \sum_{p_i} \left\| \sum_{k=1}^n D_{jk}^{p_1, \dots, p_5} y_{jk}^2 \right\|_1.$$

Let us now define the coefficients ℓ_i and $B_{jk}(i, s)$ via $\frac{\partial^i q}{\partial y_{jk}^i} = \sum_{s=1}^{\ell_i} B_{jk}(i, s)$, so we can further write $D_{jk}^{p_1, \dots, p_5}$ as

$$D_{jk}^{p_1, \dots, p_5} = \left(\sum_{s=1}^{\ell_1} B_{jk}(1, s) \right)^{p_1} \cdots \left(\sum_{s=1}^{\ell_5} B_{jk}(5, s) \right)^{p_5}.$$

To illustrate the notation $B_{jk}(i, s)$, we consider

$$\frac{\partial q}{\partial y_{jk}} = m^{1/2} \left[-a^\top M \tilde{y}_j \cdot \tilde{e}_k^\top M \Gamma w - a^\top M \tilde{e}_k \cdot \tilde{y}_j^\top M \Gamma w + a^\top M \tilde{y}_j \cdot \underline{e}_k^\top w + a^\top M \tilde{e}_k \cdot \underline{y}_j^\top w \right], \quad (61)$$

see the expression in (41). Based on this, we can define $\ell_1 = 4$ and specify $B_{jk}(1, s)$, $s = 1, 2, 3, 4$ as the four terms on the right hand side of (61), respectively. Using this notation, we have

$$\left\| \sum_{k=1}^n \phi_{jk}^{(4)} y_{jk}^2 \right\|_1 \leq \sum_{p_i} \sum_{s_1, \dots, s_5, 1 \leq s_i \leq \ell_i} \left\| \sum_{k=1}^n \prod_{i=1}^5 (B_{jk}(i, s_i))^{p_i} y_{jk}^2 \right\|_1. \quad (62)$$

We present the following observation:

Claim 6.10. *For any $j \in [m]$, $k \in [n]$, s_i and p_i satisfying $1 \leq s_i \leq \ell_i$ and $\sum_{i=1}^5 ip_i = 5$, with $p_i \geq 0$:*

1. $B_{jk}(i, s_i)$ is the product of $m^{1/2}$ with several bilinear forms of the type $r_1^\top Q r_2$, where $r_i \in \{a, w, y_j, e_k\}$ and Q are some conformable matrices. In all cases, we have $\|r_1^\top Q r_2\|_\ell = O(1)$ for any $\ell > 1$, so that the norms of these bilinear forms is bounded.
2. In the expression $\prod_{i=1}^5 (B_{jk}(i, s_i))^{p_i}$, there are five occurrences of e_k .
3. For $i = 1, 3, 5$, $B_{jk}(i, s_i)$ must contain at least one term of the form $y_j^\top Q r$ where $r \in \{a, w, e_k\}$.

The first observation can be directly derived from Lemma 6.6 and Lemma 6.2. The second can be inferred through induction. Recalling (61), we observe that $\frac{\partial q}{\partial y_{jk}}$ has one e_k in each $B_{jk}(1, s)$. Using Lemma 6.6, we find that by taking the derivative of $\frac{\partial^i q}{\partial y_{jk}^i}$ with respect to y_{jk} , the number of occurrences of e_k in $B_{jk}(i+1, s)$ increases by one compared to that in $B_{jk}(i, s)$, if $B_{jk}(i+1, s)$ is derived from $B_{jk}(i, s)$. Therefore the total number of occurrences of e_k is $\sum_{i=1}^5 ip_i = 5$. Similarly, we can also deduce the third observation by induction. Indeed $B_{jk}(1, s)$ has one y_j term, and taking the derivative of $\frac{\partial^i q}{\partial y_{jk}^i}$ with respect to y_{jk} , the number of y_j terms either increases or decreases by one.

In the remainder of the proof, we will frequently use $\prod_{i=1}^5 (B_{jk}(i, s_i))^{p_i}$ to refer to a specific term that appears in the summation with respect to p_i and s_i in (62). This term may correspond to different choices of s_i and p_i in the subsequent discussion. We will use Hölder's inequality frequently, thus using ℓ to represent a generic positive integer whose value may change from one expression to the next in the context of $\|\cdot\|_\ell$.

We bound (62) by considering the following two distinct categories:

Case 1. If in $\prod_{i=1}^5 [B_{jk}(i, s_i)]^{p_i}$, for each i such that $p_i \neq 0$, $B_{jk}(i, s_i)$ has at least one term with the form of $y_j^\top Q r$, see the third observation listed above, then by the first observation and the first two bounds in (37), we obtain the preliminary bound $\|\prod_i [B_{jk}(i, s_i)]^{p_i}\|_\ell = O(1)$. Next, we bound the expectations after summing over k . By directly summing $\|\prod_i [B_{jk}(i, s_i)]^{p_i}\|_\ell$ over k , we obtain a bound of $O(n)$, which is as desired in the proportional limit case when $n = O(m)$. However, when $m/n \rightarrow 0$, we need some additional work, using the properties of e_k .

According to the second observation in Claim 6.10, there are at most two bilinear forms with the form of $e_k^\top Q e_k$, with two cases:

Case (a). If there is at most one term $e_k^\top Q e_k$, there must be at least three bilinear forms with the form of $e_k^\top Q_i r_i$ with $r_i \in \{a, w, y_j\}$. Then by arguments similar to those used in (42), we have $\|\sum_{k=1}^n \prod_{i=1}^3 |e_k^\top Q_i r_i|\|_\ell = O(1)$. This together with $\|y_{jk}^2\|_\ell = m^{-1}$ implies that $\|\sum_k \prod_i [B_{jk}(i, s_i)]^{p_i} y_{jk}^2\|_\ell = O(m^{-1})$.

Case (b). If $\prod_i [B_{jk}(i, s_i)]^{p_i}$ contains $e_k^\top Q_1 e_k$ and $e_k^\top Q_2 e_k$, we use that for Q_i satisfying $\|Q_i\|_F = O(m)$,

$$\left\| \sum_{k=1}^n |e_k^\top Q_1 e_k e_k^\top Q_2 e_k| \right\|_\ell \leq 2^{-1} \left\| \sum_{k=1}^n [|e_k^\top Q_1 e_k|^2 + |e_k^\top Q_2 e_k|^2] \right\|_\ell = O(m). \quad (63)$$

We can check that both Q_i s must contain U , as $e_k = U_\perp^\top e_k$ only appears in $e_k^\top w$. Thus, the above bound can be applied, considering that $\|Q_i\|_F = O(p^{1/2})$. Therefore we conclude that $\|\sum_k \prod_i [B_{jk}(i, s_i)]^{p_i} y_{jk}^2\|_\ell = O(1)$.

Case 2. If there is a term $B_{jk}(i, s_i)$ with $p_i \neq 0$ that does not have the form $y_j^\top Q r$, by the third observation in Claim 6.10 and $\sum_{i=1}^5 i p_i = 5$, we have $p_2 = 1, 2$ or $p_4 = 1$. This implies the presence of a factor of $m^{1/2}$ if $p_2 = 1$ or $p_4 = 1$, and a factor of m if $p_2 = 2$, as indicated by the first observation in Claim 6.10. Furthermore, there must exist two bilinear forms $a^\top Q_1 e_k$ and $e_k^\top Q_2 w$ involving conformable matrices Q_1 and Q_2 in $\prod_i [B_{jk}(i, s_i)]^{p_i}$. Consequently, using

$$\left\| \sum_{k=1}^n |a^\top Q_1 e_k e_k^\top Q_2 w| \right\|_\ell = O(1) \quad (64)$$

and $\|y_{jk}\|_\ell = O(m^{-1})$, we conclude that $\|\sum_k \prod_i [B_{jk}(i, s_i)]^{p_i} y_{jk}^2\|_\ell = O(1)$.

Therefore, we conclude that (62) is $O(1)$, which means (60) holds.

Next we show

$$\mathbb{E} \left| \sum_{k=1}^n \left[\phi_{jk}^{(4)}(\lambda_{jk} y_{jk}, \theta) - \phi_{jk}^{(4)}(\theta) \right] y_{jk}^2 \right| = o(1). \quad (65)$$

Most of the arguments presented earlier still apply if we express $\phi_{jk}^{(4)}(\lambda_{jk} y_{jk}, \theta) - \phi_{jk}^{(4)}(\theta)$ as the sum of products of bilinear forms. While we have more terms, this does not introduce any additional difficulty, as the naive bound for any bilinear form is still $O(1)$. The main difference is that, in (63) and (64), the term Q_i may depend on (j, k) , in accordance with the definition of $\phi_{jk}(x, \theta)$. Consequently, the direct application of the sum over k may not be possible. For instance, there will be terms of the form $a^\top M^{[jk]} \tilde{e}_k$, where $M^{[jk]}$ is defined by $M(Y^{[jk]})$, with $Y^{[jk]} := Y - y_{jk} e_j e_k^\top$. To handle this, we can apply the following bound that holds with high probability, where C is some positive constant:

$$|a^\top M^{[jk]} \tilde{e}_k| \leq 2|a^\top M \tilde{e}_k| + 2Cm^{-1/2} |\tilde{e}_k^\top M \tilde{e}_k|. \quad (66)$$

Then we check (66). Applying the matrix identity $A^{-1} - B^{-1} = B^{-1}(B - A)A^{-1}$ yields

$$M - M^{[jk]} = -y_{jk} M^{[jk]} U^\top Y^{[jk]\top} e_j \tilde{e}_k^\top M - y_{jk} M^{[jk]} \tilde{e}_k e_j^\top Y^{[jk]} M - y_{jk}^2 M^{[jk]} \tilde{e}_k \tilde{e}_k^\top M.$$

By multiplying both sides with a^\top and \tilde{e}_k on the left and right, respectively, we obtain

$$a^\top M^{[jk]} \tilde{e}_k (1 - y_{jk}^2 \tilde{e}_k^\top M \tilde{e}_k - y_{jk} e_j^\top Y^{[jk]} M \tilde{e}_k) = a^\top M \tilde{e}_k + y_{jk} a^\top M^{[jk]} U^\top Y^{[jk]\top} e_j \tilde{e}_k^\top M \tilde{e}_k.$$

From this we can readily deduce (66).

Therefore, combining (29) and (65), we conclude that

$$\begin{aligned} \left\| \sum_{j=1}^m \sum_{k=1}^n \phi_{jk}^{(4)}(\lambda_{jk} y_{jk}, \theta) y_{jk}^2 \right\|_1 &\leq \left\| \sum_{j=1}^m \sum_{k=1}^n \phi_{jk}^{(4)}(\theta) y_{jk}^2 \right\|_1 + \left\| \sum_{j=1}^m \sum_{k=1}^n \left[\phi_{jk}^{(4)}(\lambda_{jk} y_{jk}, \theta) - \phi_{jk}^{(4)}(\theta) \right] y_{jk}^2 \right\|_1 \\ &= O(m). \end{aligned}$$

6.11.4 Partial sketching

For the partial sketching estimator $\hat{\beta}_{m,n}^{(\text{pa})}$, recalling (19), we can apply Lemma 6.11 to $a_n = \Lambda_n^{-1} V c / \|c^\top V_n \Lambda_n^{-1}\|$ and $\tilde{a}_n = \tilde{w}_n = U^\top y_n / \|U^\top y_n\|$ to obtain the following result for the Gaussian case:

$$\left(\frac{m}{\|c^\top V_n \Lambda_n^{-1}\|^2 \|U^\top y_n\|^2 + (c^\top \beta_n)^2} \right)^{1/2} \left(c^\top \hat{\beta}_{m,n}^{(\text{pa})} - \frac{\iota_n c^\top V_n \Lambda_n^{-1} U^\top y_n}{(\iota_n - \gamma_n)} \right) \Rightarrow \mathcal{N} \left(0, \frac{\Xi^3}{(\Xi - \gamma)^3} \right).$$

By the relation $\|c^\top V_n \Lambda_n\|^2 = c^\top (X_n^\top X_n)^{-1} c$, $\|U^\top y_n\|^2 = \|X_n \beta_n\|^2$ and $c^\top V_n \Lambda_n^{-1} U^\top y_n = c^\top \beta_n$, we conclude the Gaussian case.

Then we use the same interpolation as in (21) and define

$$\begin{aligned} r_n(\theta) &:= m^{1/2} \frac{c^\top \hat{\beta}_{m,n}^{(\text{pa})} - (\iota_n - \gamma_n)^{-1} \iota_n c^\top \beta_n}{\|c^\top V_n \Lambda_n^{-1}\| \|\tilde{y}_n\|} = m^{1/2} \left(a_n^\top M_n(\theta) \tilde{w}_n - \frac{\iota_n a_n^\top \tilde{w}_n}{\iota_n - \gamma_n} \right), \\ \zeta_{jk}(\theta) &:= f^{(1)}(r_n(\theta)) \frac{\partial r_n}{\partial y_{jk}}. \end{aligned} \tag{67}$$

Similarly to the proof for (34), we can show that

$$\mathbb{E} \sum_{j=1}^m \sum_{k=1}^n \zeta_{jk}^{(2)}(\theta) = o(m^{3/2}). \tag{68}$$

We can view $T = t_n$ from (22) as an identity matrix in q_n , so that the derivatives involving T are zero. Since the only property of T used previously is $\mathbb{E} \|T\|^\ell = O(1)$ for all $\ell > 0$, the above bound is a direct consequence of (34).

Next we consider $\mathbb{E} \sum_{j=1}^m \sum_{k=1}^n \zeta_{jk}^{(3)}(\theta)$. Due to an expansion similar to (57), it can be seen that the main term in this sum is

$$\begin{aligned} \mathbb{E} \sum_{j=1}^m \sum_{k=1}^n 3f^{(2)}(r_n) \left(\frac{\partial^2 r_n}{\partial y_{jk}^2} \right)^2 &= \mathbb{E} \sum_{j=1}^m \sum_{k=1}^n 3mf^{(2)}(r_n) [2a^\top M \tilde{e}_k (\tilde{y}_j^\top M \tilde{y}_j - 1) \tilde{e}_k^\top M \tilde{w}]^2 + o(m^2) \\ &= 12m^2 \mathbb{E} f^{(2)}(r_n) \left(\frac{\iota_n}{\iota_n - \gamma_n} \right)^2 \sum_{k=1}^n (a^\top \tilde{e}_k \cdot \tilde{e}_k^\top \tilde{w})^2, \end{aligned}$$

which is similar to (59). The other terms are $o(m^2)$ and we omit the details. Therefore

$$\mathbb{E} \sum_{j=1}^m \sum_{k=1}^n \zeta_{jk}^{(3)}(\theta) = 12m^2 \left(\frac{\iota_n}{\iota_n - \gamma_n} \right)^2 \sum_{k=1}^n (a^\top \tilde{e}_k \cdot \tilde{e}_k^\top \tilde{w})^2 \mathbb{E} f^{(2)}(r_n) + o(m^2). \tag{69}$$

From (68) and (69), by arguments similar to those used to conclude (25) from (34) and (35), we can deduce that

$$\frac{d\mathbb{E}f(r_n(\theta))}{d\theta} - 2(\kappa_4 - 3) \sin^3 \theta \cos \theta \left(\frac{\iota_n}{\iota_n - \gamma_n} \right)^2 \sum_{k=1}^n (a^\top \tilde{e}_k \cdot \tilde{e}_k^\top \bar{w})^2 \mathbb{E}f^{(2)}(r_n(\theta)) = o(1),$$

Then following arguments similar to those between (26) and (27), and using $\|\tilde{y}_n\|^2 = \|y_n - \varepsilon_n\|^2$ and $\tilde{e}_k^\top \bar{w} = (y_{n,k} - \varepsilon_{n,k})/(\|y_n - \varepsilon_n\|^2)^{1/2}$ we conclude the proof.

Lemma 6.11. *For any sequences $\{a_n\}$ and $\{\bar{a}_n\}$ of deterministic unit norm vectors $a_n, \bar{a}_n \in \mathbb{R}^p$, and $p \times m$ matrices Z having i.i.d. Gaussian entries with mean zero and variance $1/m$, if $p/n \rightarrow \gamma \in [0, 1)$ and $p/m \rightarrow \gamma/\Xi \in [0, 1)$, we have*

$$\left(\frac{m}{1 + (a_n^\top \bar{a}_n)^2} \right)^{1/2} \left(a_n^\top (ZZ^\top)^{-1} \bar{a}_n - \frac{\iota_n a_n^\top \bar{a}_n}{\iota_n - \gamma_n} \right) \Rightarrow \mathcal{N} \left(0, \frac{\Xi^3}{(\Xi - \gamma)^3} \right).$$

Proof. Letting $a'_n = (I - a_n a_n^\top) \bar{a}_n / \|(I - a_n a_n^\top) \bar{a}_n\|$, which is orthogonal to a_n , we have the decomposition

$$\bar{a}_n = a_n a_n^\top \cdot \bar{a}_n + (I_n - a_n a_n^\top) \cdot \bar{a}_n = (a_n^\top \bar{a}_n) a_n + (1 - (a_n^\top \bar{a}_n)^2)^{1/2} a'_n. \quad (70)$$

Due to the orthogonal invariance of the Gaussian distribution, we can choose a_n and \bar{a}_n to be $(1, 0, \dots, 0)$ and $(c_n, (1 - c_n)^{1/2}, 0, \dots, 0)$ with $c_n := a_n^\top \bar{a}_n$, respectively. Note that mZZ^\top is a Wishart matrix distributed as $W_p(m, I_p)$. Using Theorem 3.4.1 in Gupta and Nagar (1999), $m^{-1}(ZZ^\top)^{-1} =_d IW_p(m + p + 1, I_p)$, follows the inverse Wishart distribution $IW_p(m + p + 1, I_p)$ with $(m + p + 1)$ degrees of freedom and parameter matrix I_p . By Theorem 3.4.2 in Gupta and Nagar (1999), the submatrix formed by the first two rows and two columns of $m^{-1}(ZZ^\top)^{-1}$ has the same distribution as a 2×2 matrix $V_{2,2} \sim IW_2(m - p + 5, I_2)$. From Theorem 3.4.1 in Gupta and Nagar (1999) again, we know that $V_{2,2}^{-1} =_d W_2(m - p + 2, I_2)$. Therefore we can write

$$V_{2,2} = \begin{pmatrix} D_{11,2}^{-1} & -D_{22}^{-1} D_{12} D_{11,2}^{-1} \\ - & - \end{pmatrix},$$

where $D_{11,2} = D_{11} - D_{12} D_{22}^{-1} D_{21}$ and for $i, j \in [2]$, D_{ij} are the (i, j) -th entries of a matrix distributed as $W_2(m - p + 2, I_2)$. Then we obtain

$$a_n^\top (ZZ^\top)^{-1} \bar{a}_n =_d c_n m D_{11,2}^{-1} - (1 - c_n^2)^{1/2} m D_{22}^{-1} D_{12} D_{11,2}^{-1} := f \left(\frac{D_{11,2}}{m}, \frac{D_{22}}{m}, \frac{D_{12}}{m} \right).$$

Theorem 3.3.9 of Gupta and Nagar (1999) implies that $D_{11,2} \sim W_1(m - p + 1, 1)$, is independent of D_{12} and D_{22} . Write $D_{11,2} =_d \sum_{i=1}^{m-p+1} (\mathcal{D}_{1,i})^2$ with $\mathcal{D}_{1,i}$ being independent $\mathcal{N}(0, 1)$ random variables. From the definition of D_{12} and D_{22} , we can write $D_{22} =_d \sum_{i=1}^{m-p+2} (\mathcal{D}_{2,i})^2$ and $D_{12} =_d \sum_{i=1}^{m-p+2} \mathcal{D}_{2,i} \mathcal{D}_{3,i}$, where $\mathcal{D}_{2,i}, \mathcal{D}_{3,i}, i = 1, \dots, m - p + 2$ are independent $\mathcal{N}(0, 1)$ random variables. Write

$$f \left(\frac{D_{11,2}}{m}, \frac{D_{22}}{m}, \frac{D_{12}}{m} \right) = c_n \left(\frac{D_{11,2}}{m} \right)^{-1} - (1 - c_n^2)^{1/2} \left(\frac{D_{22}}{m} \right)^{-1} \frac{D_{12}}{m} \left(\frac{D_{11,2}}{m} \right)^{-1}.$$

It is readily verified that

$$m^{1/2} \left(\frac{D_{11,2}}{m} - \left(1 - \frac{\gamma_n}{\iota_n} \right), \frac{D_{22}}{m} - \left(1 - \frac{\gamma_n}{\iota_n} \right), \frac{D_{12}}{m} \right) \Rightarrow \mathcal{N} \left(0, \left(1 - \frac{\gamma}{\Xi} \right) \text{diag}(2, 2, 1) \right).$$

Applying the delta method, with

$$\nabla f \left(1 - \frac{\gamma_n}{\iota_n}, 1 - \frac{\gamma_n}{\iota_n}, 0 \right) = \left(-\frac{c_n \iota_n^2}{(\iota_n - \gamma_n)^2}, 0, -\frac{(1 - c_n^2)^{1/2} \iota_n^2}{(\iota_n - \gamma_n)^2} \right),$$

and using $\iota_n \rightarrow \Xi, \gamma_n \rightarrow \gamma$, we conclude the proof. \square

6.11.5 Proof of Lemma 6.7

To prove (37), since due to the rank one matrix inversion formula, $a^\top M \tilde{y}_j = \rho_j a^\top M^{(j)} \tilde{y}_j$ and $|\rho_j| < 1$, the first bound follows from Lemma B.26 in Bai and Silverstein (2010). By Lemma B.26 in Bai and Silverstein (2010), for $A = M^{(j)\top} a a^\top M^{(j)}$, we have

$$\begin{aligned} \mathbb{E} \left| \tilde{y}_j^\top M^{(j)} a a^\top M^{(j)} \tilde{y}_j - m^{-1} \text{tr} A \right|^\ell &\leq m^{-\ell} C_\ell \mathbb{E} \left[(\text{tr} A A^\top)^{\ell/2} + \text{tr}(A A^\top)^{\ell/2} \right] \\ &\leq m^{-\ell} C_\ell \|M^{(j)}\|^{2\ell} = O(m^{-\ell}), \end{aligned}$$

where in the last step we use Lemma 6.2. By the triangle inequality, it follows that

$$\|(a^\top M^{(j)} \tilde{y}_j)^2\|_\ell \leq \|m^{-1} \text{tr} A\|_\ell + \|(a^\top M^{(j)} \tilde{y}_j)^2 - m^{-1} \text{tr} A\|_\ell = O(m^{-1}).$$

The others are direct consequences of Lemma B.26 in Bai and Silverstein (2010).

To prove (38), since the interpolation matrix $Y_{m,n}$ satisfies the conditions for $S_{m,n}$ from Theorem 3.2, we use s_k^\top instead of y_k^\top to refer to its k -th row vectors here. Let \mathbb{E}_k be the conditional expectation with respect to the σ -algebra generated by $\{s_1, \dots, s_k\}$. Since $M^{(k)} T^{(k)}$ does not depend on s_k , $(\mathbb{E}_k - \mathbb{E}_{k-1}) a^\top M^{(k)} T^{(k)} \bar{a} = 0$, so we can write

$$\sqrt{m} (a^\top M T \bar{a} - \mathbb{E} a^\top M T \bar{a}) = \sqrt{m} \sum_{k=1}^m (\mathbb{E}_k - \mathbb{E}_{k-1}) (a^\top M T \bar{a} - a^\top M^{(k)} T^{(k)} \bar{a}).$$

Using $M \tilde{y}_k = \rho_k M^{(j)} \tilde{y}_k$ and

$$M = M^{(k)} - \rho_k M^{(k)} \tilde{s}_k \tilde{s}_k^\top M^{(k)}, \quad T = T^{(k)} + \tilde{s}_k \underline{s}_k^\top,$$

we have

$$\begin{aligned} M T - M^{(k)} T^{(k)} &= M (T^{(k)} + \tilde{s}_k \underline{s}_k^\top) - M^{(k)} T^{(k)} \\ &= (M - M^{(k)}) T^{(k)} + M \tilde{s}_k \underline{s}_k^\top = \rho_k M^{(k)} \tilde{s}_k \tilde{s}_k^\top M^{(k)} T^{(k)} + \rho_k M_k \tilde{s}_k \underline{s}_k^\top. \end{aligned}$$

Hence,

$$\begin{aligned} a^\top M T \bar{a} - a^\top M^{(k)} T^{(k)} \bar{a} &= \rho_k \cdot (a^\top M^{(k)} \tilde{s}_k \tilde{s}_k^\top M^{(k)} T^{(k)} \bar{a} + a^\top M_k \tilde{s}_k \underline{s}_k^\top \bar{a}) \\ &= \rho_k \cdot s_k^\top (U M^{(k)} T^{(k)} \bar{a} + U_\perp \bar{a}) a^\top M^{(k)} \tilde{s}_k. \end{aligned}$$

Next, let

$$D^{(k)} = (U M^{(k)} T^{(k)} \bar{a} + U_\perp \bar{a}) a^\top M^{(k)} U^\top, \quad \delta_k = s_k^\top D^{(k)} s_k - \frac{1}{m} \text{tr} D^{(k)}.$$

Based on the above, since $\mathbb{E}_{k-1}\rho_k s_k^\top D^{(k)} s_k = \mathbb{E}_{k-1}\rho_k \frac{1}{m} \text{tr} D^{(k)}$ and $(\mathbb{E}_k - \mathbb{E}_{k-1})\rho_k \frac{1}{m} \text{tr} D^{(k)} = 0$, we can write

$$\sqrt{m}(a^\top MT\bar{a} - \mathbb{E}a^\top MT\bar{a}) = \sqrt{m} \sum_{k=1}^m (\mathbb{E}_k - \mathbb{E}_{k-1})\rho_k \delta_k. \quad (71)$$

Then, using the Burkholder inequality, see e.g., Lemma 2.13 in Bai and Silverstein (2010),

$$\begin{aligned} \mathbb{E} \left| \sum_{k=1}^m (\mathbb{E}_k - \mathbb{E}_{k-1})\rho_k \delta_k \right|^\ell &\leq C_\ell \left[\mathbb{E} \left(\sum_{k=1}^m \mathbb{E}_{k-1} |(\mathbb{E}_k - \mathbb{E}_{k-1})\rho_k \delta_k|^2 \right)^{\ell/2} + \mathbb{E} \sum_{k=1}^m |(\mathbb{E}_k - \mathbb{E}_{k-1})\rho_k \delta_k|^\ell \right] \\ &\leq C'_\ell \left[\mathbb{E} \left(\sum_{k=1}^m \mathbb{E}_{k-1} |\delta_k|^2 \right)^{\ell/2} + \mathbb{E} \sum_{k=1}^m |\delta_k|^\ell \right] = O(m^{-\ell/2}), \end{aligned} \quad (72)$$

where in the second step we use the triangle inequality, Jensen's inequality and $|\rho_k| < 1$, and in the last step use $\mathbb{E}|\delta_k|^\ell \leq m^{-\ell}$, which follows from the first bound in (37). Therefore we have $\mathbb{E} \left| \sqrt{m}(a^\top MT\bar{a} - \mathbb{E}a^\top MT\bar{a}) \right|^\ell = O(1)$.

To conclude (38), it remains to show that $\sqrt{m}\mathbb{E}a^\top MT\bar{a} = O(1)$. Let s_k^0 be the k -th row of an $m \times n$ matrix S_0 with i.i.d. $\mathcal{N}(0, m^{-1})$ entries that is independent of all sources of randomness considered before. Define

$$\begin{aligned} \tilde{S}_k &= \sum_{i=1}^{k-1} e_i s_i^\top + \sum_{i=k+1}^m e_i s_i^{0\top}, \quad S_k^1 = \tilde{S}_k + e_k s_k^\top, \quad S_k^0 = \tilde{S}_k + e_k s_k^{0\top}, \\ M_k &= (U^\top \tilde{S}_k^\top \tilde{S}_k U)^{-1}, \quad T_k = U^\top \tilde{S}_k^\top \tilde{S}_k U_\perp, \quad D_k = (UM_k T_k \bar{a} + U_\perp \bar{a}) a^\top M_k U^\top, \\ \rho_k^1 &= \frac{1}{1 + \tilde{s}_k^\top M_k \tilde{s}_k}, \quad \rho_k^0 = \frac{1}{1 + \tilde{s}_k^{0\top} M_k \tilde{s}_k^0}, \quad \tilde{\rho}_k = \frac{1}{1 + m^{-1} \text{tr} M_k}, \end{aligned} \quad (73)$$

and also M_k^1, M_k^0 by replacing S_k in M_k with S_k^1, S_k^0 , respectively. Then, since $S_0^0 = S_0$ and $S_m^1 = S$, from (23) and due to a telescoping argument via $M_k^0 T_k^0 = M_{k-1}^1 T_{k-1}^1$, we have

$$\begin{aligned} \mathbb{E}q(\pi/2) - \mathbb{E}q(0) &= m^{1/2} \mathbb{E} (a^\top MT\bar{a} - a^\top M_1^0 T_1^0 \bar{a}) = m^{1/2} \mathbb{E} \sum_{k=1}^m (a^\top M_k^1 T_k^1 \bar{a} - a^\top M_k^0 T_k^0 \bar{a}) \\ &= m^{1/2} \sum_{k=1}^m [\mathbb{E}(a^\top M_k^1 T_k^1 \bar{a} - a^\top M_k T_k \bar{a}) - \mathbb{E}(a^\top M_k^0 T_k^0 \bar{a} - a^\top M_k T_k \bar{a})] \\ &= m^{1/2} \sum_{k=1}^m [\mathbb{E}\rho_k^1 s_k^\top D_k s_k - \mathbb{E}\rho_k^0 s_k^{0\top} D_k s_k^0] \\ &= m^{1/2} \sum_{k=1}^m \{ \mathbb{E}[(\rho_k^1 - \tilde{\rho}_k) s_k^\top D_k s_k] - \mathbb{E}[(\rho_k^0 - \tilde{\rho}_k) s_k^{0\top} D_k s_k^0] \}. \end{aligned} \quad (74)$$

Moreover, by (37) and Hölder's inequality

$$\mathbb{E} |(\rho_k^1 - \tilde{\rho}_k) s_k^\top D_k s_k| \leq \|\rho_k^1 - \tilde{\rho}_k\|_2 \cdot \|s_k^\top D_k s_k\|_2 \leq C \|\tilde{s}_k^\top M_k \tilde{s}_k - m^{-1} \text{tr} M_k\|_2 \cdot \|s_k^\top D_k s_k\|_2 = O(m^{-3/2}).$$

Then we have

$$\mathbb{E}q(\pi/2) - \mathbb{E}q(0) = O(1).$$

By the independence of $U^\top \tilde{S}_k^\top$ and $\tilde{S}_k U_\perp$, we further find $\mathbb{E}q(0) = 0$. Therefore $\sqrt{m}\mathbb{E}a^\top M T \tilde{a} = \mathbb{E}q(\pi/2) = O(1)$, and this finishes the proof of (38).

To prove (39), we follow an argument similar to the proof of (38). Let $G_k = M^{(k)} a \bar{a}^\top M^{(k)}$ and $\gamma_k = \tilde{s}_k^\top G_k \tilde{s}_k - m^{-1} \text{tr} G_k$. Similar to (71), we have

$$\sqrt{m}(a^\top M \bar{a} - \mathbb{E}a^\top M \bar{a}) = \sqrt{m} \sum_{k=1}^m (\mathbb{E}_k - \mathbb{E}_{k-1}) \rho_k \gamma_k.$$

By the Burkholder inequality again, it is readily verified that $\mathbb{E}|\sqrt{m}(a^\top M \bar{a} - \mathbb{E}a^\top M \bar{a})|^\ell = O(1)$. To handle the expectation, we still interpolate to the Gaussian case. When $S_{m,n}$ has $\mathcal{N}(0, m^{-1})$ entries, M has an inverse Wishart distribution $\mathbb{E}a^\top M \bar{a} = (a^\top \bar{a})m/(m-p-1)$, which can be written as $(a^\top \bar{a})\iota_n/(\iota_n - \gamma_n)$ plus a negligible error term of order $O(m^{-1})$. \square

6.12 Proof of Corollary 3.4

We consider $\hat{\beta}^{(s)}$ first. We have $\sum_{k=1}^n (c^\top (X_n^\top X_n)^{-1} x_k \varepsilon_{n,k})^2 \leq \max_{k=1}^n (c^\top (X_n^\top X_n)^{-1} x_k)^2 \|\varepsilon_{n,k}\|^2$, hence under the first condition we conclude that

$$\lim_{n \rightarrow \infty} \frac{\sum_{k=1}^n (c^\top (X_n^\top X_n)^{-1} x_k \varepsilon_n)^2}{c^\top (X_n^\top X_n)^{-1} c \|\varepsilon_n\|^2} = 0.$$

Considering σ_n^2 from (9), this shows that the first term is negligible compared to the second one. Similarly, the conclusion holds if $\max_{i \in [n]} |\varepsilon_{n,i}|/\|\varepsilon_n\| = 0$. Moreover, as $\sum_{k=1}^n (c^\top (X_n^\top X_n)^{-1} x_k \varepsilon_{n,k})^2 \leq c^\top (X_n^\top X_n)^{-1} c \|\varepsilon_n\|^2$, the conclusion also holds if $\kappa_{n,4} = 3 + o(1)$.

The proof for $\hat{\beta}^{(\text{pa})}$ is similar and is thus omitted; finishing the proof. \square

6.13 Proof of Proposition 3.5

It suffices to derive estimators of $c^\top (X_n^\top X_n)^{-1} c$, $\|\varepsilon_n\|^2$ and $\|y_n - \varepsilon_n\|^2$, respectively. We first consider the case when $\liminf p/m \in (0, 1)$. Noting that $c^\top (X_n^\top X_n)^{-1} c = \|c^\top V \Lambda_n^{-1}\|^2$, let $a_n = \Lambda_n^{-1} V_n^\top c / \|\Lambda_n^{-1} V_n^\top c\|$. Then we have

$$\begin{aligned} \frac{\iota_n - \gamma_n}{\iota_n} c^\top (X_n^\top S_{m,n}^\top S_{m,n} X_n)^{-1} c / \|c^\top V \Lambda_n^{-1}\|^2 &= \frac{\iota_n - \gamma_n}{\iota_n} a_n^\top [\tilde{S}_{m,n}^\top \tilde{S}_{m,n}]^{-1} a_n \\ &=_d \frac{\iota_n - \gamma_n}{\iota_n} e_1^\top [Z Z^\top]^{-1} e_1 \rightarrow_P 1, \end{aligned}$$

where in the last step we use Lemma 6.11. Thus, we can ratio-consistently estimate $c^\top (X_n^\top X_n)^{-1} c$ by

$$\frac{\iota_n - \gamma_n}{\iota_n} c^\top (X_n^\top S_{m,n}^\top S_{m,n} X_n)^{-1} c. \quad (75)$$

Next, note that $\|\varepsilon_n\|^2 = \|\underline{y}_n\|^2 = \|(I - H(X_n))y_n\|^2$, where

$$H(X_n) = X_n (X_n^\top X_n)^{-1} X_n^\top. \quad (76)$$

Denoting

$$H(X_n, S_{m,n}) = S_{m,n} X_n (X_n^\top S_{m,n}^\top S_{m,n} X_n)^{-1} X_n^\top S_{m,n}^\top, \quad (77)$$

we next consider the limit of

$$\|\tilde{\varepsilon}_n\|^2 = \|(I - H(X_n, S_{m,n}))S_{m,n}y_n\|^2 = \|S_{m,n}y_n\|^2 - \|H(X_n, S_{m,n})S_{m,n}y_n\|^2.$$

As in the proof of Theorem 3.2, note that $S_{m,n}[U, U_\perp] = [\tilde{S}_{m,n}, \underline{S}_{m,n}]$ has i.i.d. Gaussian entries with zero mean and variance $1/m$; while the $m \times p$ matrix $\tilde{S}_{m,n}$ is independent of $\underline{S}_{m,n}$. With the decomposition $y_n = U\tilde{y}_n + U_\perp\underline{y}_n$, we can write $\|H(X_n, S_{m,n})S_{m,n}y_n\|^2$ as the sum of the following three terms:

$$\begin{aligned} I_1 &= \tilde{y}_n^\top \tilde{S}_{m,n}^\top \tilde{S}_{m,n} \tilde{y}_n, & I_2 &= 2\tilde{y}_n^\top \tilde{S}_{m,n}^\top \underline{S}_{m,n} \underline{y}_n, \\ I_3 &= \underline{y}_n^\top \underline{S}_{m,n}^\top \tilde{S}_{m,n} (\tilde{S}_{m,n}^\top \tilde{S}_{m,n})^{-1} \tilde{S}_{m,n}^\top \underline{S}_{m,n} \underline{y}_n. \end{aligned} \quad (78)$$

Now $\tilde{S}_{m,n}\tilde{y}_n \sim \mathcal{N}(0, \|\tilde{y}_n\|^2 I_m/m)$ is independent of $\underline{S}_{m,n}\underline{y}_n \sim \mathcal{N}(0, \|\underline{y}_n\|^2 I_m/m)$. Hence, we have

$$I_1 \rightarrow_P \|\tilde{y}_n\|^2 \quad (79)$$

and

$$I_2 = O_P(m^{-1/2}\|\tilde{y}_n\| \cdot \|\underline{y}_n\|). \quad (80)$$

By the independence of $\tilde{S}_{m,n}$ and $\underline{S}_{m,n}$, since $\tilde{S}_{m,n}(\tilde{S}_{m,n}^\top \tilde{S}_{m,n})^{-1} \tilde{S}_{m,n}^\top$ is an $m \times m$ orthogonal projection matrix of rank p , recalling $\iota_n = m/n$, $\gamma_n = p/n$, we find

$$\frac{m}{p} I_3 = \frac{\iota_n}{\gamma_n} I_3 \rightarrow_P \|\underline{y}_n\|^2.$$

Since $\|S_{m,n}y_n\|^2$ is a ratio-consistent estimator of $\|y_n\|^2$, note that

$$\|(I - H(X_n, S_{m,n}))S_{m,n}y_n\|^2 \rightarrow_P \|y_n\|^2 - \left(\|\tilde{y}_n\|^2 + \frac{\gamma_n}{\iota_n} \|\underline{y}_n\|^2 \right).$$

Since $\|y_n\|^2 = \|\tilde{y}_n\|^2 + \|\underline{y}_n\|^2$, a ratio-consistent estimator of $\|\underline{y}_n\|^2$ is

$$\frac{\iota_n}{\iota_n - \gamma_n} \|(I - H(X_n, S_{m,n}))S_{m,n}y_n\|^2. \quad (81)$$

Combining (75) and (81), we find the ratio-consistent estimator of σ_n^2 claimed in Proposition 3.5.

Next, by noticing that $\|y_n - \varepsilon_n\|^2 = \|X_n \beta_n\|^2 = y_n^\top X_n (X_n^\top X_n)^{-1} X_n^\top y_n$, similar to the argument for obtaining an estimator of $c^\top (X_n^\top X_n)^{-1} c$, $\|y_n - \varepsilon_n\|^2$ can be ratio-consistently estimated by

$$\frac{\iota_n - \gamma_n}{\iota_n} y_n^\top X_n (X_n^\top S_{m,n}^\top S_{m,n} X_n)^{-1} X_n^\top y_n.$$

As $X_n^\top y_n = (\tilde{X}_m^\top \tilde{X}_m) \hat{\beta}_{m,n}^{(\text{pa})}$, the above equals $\iota_n^{-1} (\iota_n - \gamma_n) \hat{\beta}_{m,n}^{(\text{pa})\top} \tilde{X}_m^\top \tilde{X}_m \hat{\beta}_{m,n}^{(\text{pa})}$. Combining this with the ratio-consistent estimator from (75) and the ratio-consistent estimator of $c^\top \beta_n$ given by $\iota_n^{-1} (\iota_n - \gamma_n) c^\top \hat{\beta}_{m,n}^{(\text{pa})}$ as per (12), we find the ratio-consistent estimator of $\sigma_n'^2$ claimed in Proposition 3.5. Thus, the proof for the proportional limit case is complete.

In the asymptotic regime where $p/m \rightarrow 0$, using Lemma 6.11, the estimator of $c^\top (X_n^\top X_n)^{-1} c$ given in (75) is still ratio-consistent. It is readily verified that $I_3/\|\underline{y}_n\|^2 \rightarrow_P 0$, thus $\|\underline{y}_n\|^2$ can be estimated ratio-consistently by $\|\tilde{\varepsilon}_n\|^2$. Therefore we conclude that σ_n^2 can be estimated ratio-consistently by $c^\top (\tilde{X}_m^\top \tilde{X}_m)^{-1} c \|\tilde{\varepsilon}_n\|^2$. Indeed the estimator from the proportional limit case also provides a ratio-consistent estimator, by noting that the additional factor $m/(m-p) \rightarrow 1$ in the non-proportional limit regime, thus we conclude the result regarding the ratio-consistent estimator of σ_n^2 . The non-proportional limit case for partial sketching can be checked similarly, and we omit the details. \square

6.14 Proof of Proposition 3.6

We consider $\mathbb{E}\hat{\beta}_{m,n}^{(s)}$ first. The proof is concluded by improving the analysis in (74). Recalling the notation $M_k, \rho_k^1, \tilde{\rho}_k$ from (73), Letting $\eta_k = \tilde{s}_k^\top M_k \tilde{s}_k - m^{-1} \text{tr} M_k$, we observe that $\rho_k^1 - \tilde{\rho}_k = -\tilde{\rho}_k \rho_k^1 \eta_k$, and further obtain $\rho_k^1 - \tilde{\rho}_k = -\tilde{\rho}_k^2 \eta_k + \tilde{\rho}_k^2 \rho_k^1 \eta_k^2$. We plug this into (74) and bound each term. By Lemma 6.25,

$$\begin{aligned} \mathbb{E}(-\tilde{\rho}_k^2 \eta_k s_k^\top D_k s_k) &= \mathbb{E} \left[-\tilde{\rho}_k^2 \eta_k \left(s_k^\top D_k s_k - \frac{1}{m} \text{tr} D_k \right) \right] \\ &= m^{-2} \mathbb{E} \left[-\tilde{\rho}_k^2 \left((\kappa_4 - 3) \sum_{i=1}^n \tilde{e}_i^\top M_k \tilde{e}_i \cdot e_i^\top D_k e_i + \text{tr} U M_k U^\top D_k + \text{tr} D_k U M_k U^\top \right) \right]. \end{aligned}$$

Defining η_k^0 similarly to η_k by replacing s_k with s_k^0 and recalling that s_k^0 are Gaussian, we have

$$\mathbb{E} \tilde{\rho}_k^2 \eta_k^0 s_k^{0\top} D_k s_k^0 = m^{-2} \mathbb{E} [\tilde{\rho}_k^2 (\text{tr} U M_k U^\top D_k + \text{tr} D_k U M_k U^\top)].$$

Combining the above two equations and using that

$$\begin{aligned} \mathbb{E} \left| \sum_{i=1}^n \tilde{e}_i^\top M_k \tilde{e}_i e_i^\top D_k e_i \right| &= \mathbb{E} \left| \sum_{i=1}^n \tilde{e}_i^\top M_k \tilde{e}_i \cdot e_i^\top (U M_k T_k \bar{a} + U_\perp \bar{a}) a^\top M_k U^\top e_i \right| \\ &\leq \mathbb{E} \left[\frac{\|M_k\|}{2} \sum_{i=1}^n (\tilde{e}_i^\top M_k T_k \bar{a} + e_i^\top \bar{a})^2 + (a^\top M_k \tilde{e}_i)^2 \right] = O(1), \end{aligned}$$

where the last step uses Lemma 6.2, we obtain

$$\mathbb{E} (\tilde{\rho}_k^2 \eta_k s_k^\top D_k s_k - \tilde{\rho}_k^2 \eta_k^0 s_k^{0\top} D_k s_k^0) = O(m^{-2}). \quad (82)$$

Further, we have

$$\mathbb{E} |\tilde{\rho}_k^2 \rho_k^1 \eta_k^2 s_k^\top D_k s_k| \leq \mathbb{E}^{1/2} |\eta_k|^4 \mathbb{E}^{1/2} |s_k^\top D_k s_k|^2 = O(m^{-2}), \quad (83)$$

where the first step uses $|\tilde{\rho}_k| \leq 1$, $|\rho_k^1| \leq 1$, and the second step uses the third bound in (37) to obtain $\mathbb{E} |\eta_k|^4 = O(m^{-2})$ and the bound $\mathbb{E} |s_k^\top a|^\ell = O(m^{-\ell/2} \|a\|^\ell)$, which is similar to the second bound in (37), to obtain $\mathbb{E} |s_k^\top D_k s_k|^2 = O(m^{-2})$. We also have

$$\mathbb{E} |\tilde{\rho}_k^2 \rho_k^1 (\eta_k^0)^2 (s_k^0)^\top D_k s_k^0| = O(m^{-2}). \quad (84)$$

It then follows from (74), (82), (83) and (84) that $\mathbb{E}q(\pi/2) - \mathbb{E}q(0) = O(m^{-1/2})$. Therefore, by the definition of q from (23), since $\mathbb{E}q(0)$ due to Gaussianity, we conclude that $\mathbb{E}c^\top \hat{\beta}_{m,n}^{(s)} - c^\top \beta_n = O(m^{-1} \sigma_n)$. For $\hat{\beta}_{m,n}^{(\text{pa})}$, the proof is similar by comparing with the Gaussian case as above, and we omit the details.

In the Gaussian case, we can check that $\mathbb{E}\hat{\beta}_{m,n}^{(s)} = \beta_n$ by using (18) and the independence of $S_{m,n}U$ and $S_{m,n}U_\perp$. For the partial sketching estimator, the conclusion follows by using the first equation in (19), (70) with $a_n = c^\top V \Lambda^{-1}$, $\bar{a}_n = \tilde{y}_n$, and by the properties of the mean of the inverse Wishart distribution (Anderson, 2003; Muirhead, 2009). \square

6.15 Uniform orthogonal sketching

In this section, we consider a sketching matrix $S_{m,n}$ such that with $\iota_n := m/n$, $\iota_n^{1/2} S_{m,n}$ is distributed uniformly over the manifold of $m \times n$, $m \leq n$, partial orthogonal matrices with $(\iota_n^{1/2} S_{m,n})(\iota_n^{1/2} S_{m,n})^\top = I_m$ —also referred to as a Haar sketch. Orthogonal sketching matrices preserve the geometry of Euclidean space better than i.i.d. sketching matrices. Considering the extreme case $m = n$, the linear transformation induced by an orthogonal matrix preserves the inner product in \mathbb{R}^n while an i.i.d. sketching matrix generally distorts it.

We consider the following asymptotic regime:

Condition 6.12 (Asymptotic regime). *As $m, n \rightarrow \infty$, we have that p is fixed or $p \rightarrow \infty$, with $\limsup p/m < 1$ and $\limsup m/n < 1$.*

Compared to Condition 3.1, this requires $\limsup m/n < 1$, but is otherwise more general, as it allows $p/n \rightarrow 0$ without p/m converging to zero. Our first result in this section shows how to perform statistical inference via the pivotal method (Proposition 2.1) for contrasts of the least squares parameter based on Haar sketches.

Theorem 6.13 (Inference based on Haar sketching). *Consider the asymptotic regime specified by Condition 6.12. Suppose that $\iota_n^{1/2} S_{m,n}$ is uniformly distributed over the space of all $m \times n$ partial orthogonal matrices. For*

$$\widehat{\sigma}_n^2 := \frac{m(n-m)}{(m-p)(n-p)} c^\top (\widetilde{X}_m^\top \widetilde{X}_m)^{-1} c \|\tilde{\varepsilon}_n\|^2,$$

we have

$$m^{1/2} \widehat{\sigma}_n^{-1} c^\top (\hat{\beta}_{m,n}^{(s)} - \beta_n) \Rightarrow \mathcal{N}(0, 1).$$

For

$$\widehat{\sigma}_n^{\prime 2} = \frac{n^2(n-m)(m-p)}{m(n-p)^3} \left[\hat{\beta}_{m,n}^{(\text{pa})\top} \widetilde{X}_m^\top \widetilde{X}_m \hat{\beta}_{m,n}^{(\text{pa})} c^\top (\widetilde{X}_m^\top \widetilde{X}_m)^{-1} c + (c^\top \hat{\beta}_{m,n}^{(\text{pa})})^2 \right],$$

we have

$$m^{1/2} \widehat{\sigma}_n^{\prime -1} \left(\frac{n(m-p)}{m(n-p)} c^\top \hat{\beta}_{m,n}^{(\text{pa})} - c^\top \beta_n \right) \Rightarrow \mathcal{N}(0, 1).$$

We observe that the variance estimators in Theorem 6.13 require knowing the sample size n of the unobserved data X_n , which is a mild condition. Moreover, if we have $(n-m)/(n-p) \rightarrow 1$ in our asymptotic regime, then the dependence on n cancels asymptotically in $\widehat{\sigma}_n^2$. Similarly, if $(n-m)/n \rightarrow 1$ then the dependence on n cancels both in $\widehat{\sigma}_n^{\prime 2}$ and in the correction factor in front of $c^\top \hat{\beta}_{m,n}^{(\text{pa})}$; and both prefactors can be replaced by $(m-p)/m$.

Theorem 6.13 follows immediately from Lemma 6.14 and Proposition 6.15 below. Their proofs are in Sections 6.16 and 6.17, respectively.

Lemma 6.14 (Distributions of Haar sketching estimators). *Under the conditions of Theorem 6.13, with*

$$\sigma_n^2 := \frac{m(n-m)}{(m-p)(n-p)} c^\top (X_n^\top X_n)^{-1} c \cdot \|\varepsilon_n\|^2, \quad (85)$$

we have

$$m^{1/2} \sigma_n^{-1} c^\top (\hat{\beta}_{m,n}^{(s)} - \beta_n) \Rightarrow \mathcal{N}(0, 1).$$

With

$$\sigma_n'^2 := \frac{m(n-m)}{(m-p)(n-p)} [\beta_n^\top X_n^\top X_n \beta_n c^\top (X_n^\top X_n)^{-1} c + (c^\top \beta_n)^2], \quad (86)$$

we have

$$m^{1/2} \sigma_n'^{-1} \left(\frac{n(m-p)}{m(n-p)} c^\top \hat{\beta}_{m,n}^{(\text{pa})} - c^\top \beta_n \right) \Rightarrow \mathcal{N}(0, 1).$$

Proof sketch of Lemma 6.14. We represent the Haar matrix as $S_{m,n} = \Xi_n^{-1/2} (Z_{m,n} Z_{m,n}^\top)^{-1/2} Z_{m,n}$, where $Z_{m,n}$ is an $m \times n$ matrix with i.i.d. normal entries with a common variance. Using matrix algebra, the orthogonal invariance of Gaussian matrices, and leave-one-out matrix identities, see (51) for instance, we express the complete sketching estimator $c^\top \hat{\beta}_{m,n}^{(\text{s})}$ in the form of $g_n \chi_n / (1 - h_n \chi_n)$, where g_n is a linear combination of Gaussian entries. After substantial calculations, h_n and χ_n can be shown to have deterministic limits, see Section 6.16.1. The asymptotic normality is implied by this expression, and the asymptotic variance is obtained by further determining the limits of several terms under two distinct asymptotic cases in Condition (6.17), where we need to handle the proportional and non-proportional limits separately.

Similarly, the analysis of $c^\top \hat{\beta}_{m,n}^{(\text{pa})}$ can be reduced to considering the joint distribution of $[P_1^{-1}]_{11}$ and $[P_1^{-1}]_{12}$ where $P_1 = Z_1^\top (Z_1 Z_1^\top + Z_2 Z_2^\top)^{-1} Z_1$. Here $Z_{m,n} = [Z_1, Z_2]$, and $Z_1 \in \mathbb{R}^{m \times p}$, $Z_2 \in \mathbb{R}^{m \times (n-p)}$ have i.i.d. Gaussian entries. Via leave-one-out matrix identities, we further rewrite the quantity of interest in a form involving several quadratic forms, as presented in (115). The asymptotic normality is established by leveraging results on the joint distribution of quadratic forms, such as Lemma 11.7 of Yao et al. (2015).

Proposition 6.15 (Variance estimators for Haar sketching). *Under the conditions of Theorem 6.13, we have*

$$\frac{\widehat{\sigma}_n^2}{\sigma_n^2} \rightarrow_P 1, \quad \text{and} \quad \frac{\widehat{\sigma}_n'^2}{\sigma_n'^2} \rightarrow_P 1.$$

Lemma 6.14 also implies that under Condition 6.12, inference by *sub-randomization* under a converging scale (Corollary 2.3) applies. We take τ_m as in Table 1 and $T_{m,n}$ as implied by Lemma 6.14. Again, $b < m$ must satisfy the same growth rate conditions as m in Condition 6.12. Moreover, $\tau_m \neq \tau_b$ for $b < m$ can be ensured similarly as for i.i.d. sketching.

Again, we can also use *multi-run plug-in inference* (Corollary 2.5). By the first bound in Lemma 6.22, $\mathbb{E} |\tau_b \sigma_n^{-1} c^\top (\hat{\beta}_{b,n}^{(\text{s})} - \beta_n)|^{2+a}$ are uniformly bounded over n for some $a > 0$, with σ_n given in Table 1, so the required conditions $\mathbb{E} A_{m,n} \rightarrow 0$ and $\mathbb{E} A_{m,n}^2 \rightarrow 1$ hold for Haar sketching. For partial sketching, by the second bound in Lemma 6.22, we have that $\mathbb{E} |\tau_b (\sigma_n')^{-1} [(b(n-p))^{-1} n(b-p) c^\top \hat{\beta}_{m,n}^{(\text{pa})} - c^\top \beta_n]|^{2+a}$ are uniformly bounded over n for some $a > 0$, and so the required conditions also hold.

The following result, proven in Section 6.18, bounds the biases of the sketched estimators. Similarly to the discussion for i.i.d. sketching, it implies that we can construct confidence intervals for $c^\top \beta_n$ via inference by *multi-run aggregation* (Theorem 2.6) for any K (using complete sketching) and for $K \ll b$ (using partial sketching).

Proposition 6.16 (Bias bound for Haar sketching). *Under the conditions of Theorem 6.13, we have $\mathbb{E} c^\top \hat{\beta}_{m,n}^{(\text{s})} - c^\top \beta_n = 0$ and*

$$\left| \mathbb{E} \frac{n(m-p)}{m(n-p)} c^\top \hat{\beta}_{m,n}^{(\text{pa})} - c^\top \beta_n \right| = O(m^{-1} \sigma_n').$$

We will argue through experiments in Section 3.1.1 that the asymptotic distributions of estimators obtained via uniform orthogonal sketching can be used to predict the behavior of those obtained via structured orthogonal sketching (Ailon and Chazelle, 2006), for which matrix-vector products are faster to compute.

6.16 Proof of Lemma 6.14

6.16.1 Preliminary calculations

In this section, we find expressions for $\hat{\beta}_{m,n}^{(s)}$ and $\hat{\beta}_{m,n}^{(pa)}$ that we will use later. Recall that $X = U\Lambda_n V_n^\top$, and (U, U_\perp) is an orthogonal matrix. We can write $S_{m,n} = \Xi_n^{-1/2}(Z_{m,n}Z_{m,n}^\top)^{-1/2}Z_{m,n}$, where $Z_{m,n}$ is an $m \times n$ matrix with i.i.d. normal entries with a common variance, see e.g., Theorem 8.2.5 in Gupta and Nagar (1999). We will choose the variance depending on the asymptotic regime we study. Thus, $S_{m,n} = \Xi_n^{-1/2}(Z_1Z_1^\top + Z_2Z_2^\top)^{-1/2}(Z_1, Z_2)$, where $Z_1 \in \mathbb{R}^{m \times p}$ and $Z_2 \in \mathbb{R}^{m \times (n-p)}$. Define the $p \times p$ matrix P_1 and the $p \times (n-p)$ matrix P_2 via

$$S_{m,n}^\top S_{m,n} = \begin{pmatrix} Z_1^\top(Z_1Z_1^\top + Z_2Z_2^\top)^{-1}Z_1 & Z_1^\top(Z_1Z_1^\top + Z_2Z_2^\top)^{-1}Z_2 \\ - & - \end{pmatrix} := \begin{pmatrix} P_1 & P_2 \\ - & - \end{pmatrix}. \quad (87)$$

Then

$$U^\top S_{m,n}^\top S_{m,n} U = {}_d P_1, \quad U^\top S_{m,n}^\top S_{m,n} U_\perp = {}_d P_2.$$

Sketch-and-solve estimator. It follows from (18) that

$$c^\top \hat{\beta}^{(s)} = {}_d c^\top \beta_n + c^\top V_n \Lambda_n^{-1} P_1^{-1} P_2 \cdot \underline{y}_n \quad (88)$$

Let $a_n = \Lambda_n^{-1} V_n^\top c / \|\Lambda_n^{-1} V_n^\top c\|$ and recall the notation $w = \underline{y}_n / \|\underline{y}_n\|$. We find that

$$c^\top \hat{\beta}^{(s)} - c^\top \beta_n = {}_d \|\Lambda_n^{-1} V_n^\top c\| \|\underline{y}_n\| \cdot a_n^\top P_1^{-1} P_2 w. \quad (89)$$

Let W be an $(n-p-1) \times (n-p)$ orthogonal complement of w , i.e., such that the $(n-p) \times (n-p)$ matrix (W, w) is orthogonal. Let

$$\begin{aligned} B &= Z_1 Z_1^\top + Z_2 W W^\top Z_2^\top, & T &= Z_1^\top B^{-1} Z_1, & T_2 &= Z_1^\top B^{-1} Z_2, \\ \chi_n &= (1 + w^\top Z_2^\top B^{-1} Z_2 w)^{-1}, & g_n &= a_n^\top T^{-1} T_2 w, & h_n &= \|T^{-1/2} T_2 w\|^2. \end{aligned} \quad (90)$$

We next claim that

$$a_n^\top P_1^{-1} P_2 w = \frac{g_n \chi_n}{1 - h_n \chi_n}. \quad (91)$$

Indeed, since $B + Z_2 w w^\top Z_2^\top = Z_1 Z_1^\top + Z_2 Z_2^\top$, the consequence of the Sherman-Morrison formula (51) applied to $(N, v, b) = (B, Z_2 w, Z_2 w)$ yields, after simplifications,

$$(Z_1 Z_1^\top + Z_2 Z_2^\top)^{-1} Z_2 w = \frac{B^{-1} Z_2 w}{1 + w^\top Z_2^\top B^{-1} Z_2 w}.$$

Hence, by the definition of P_2 from (87), $P_2 w = T_2 w \cdot \chi_n$. Moreover, by a similar calculation, $Z_1^\top (B + Z_2 w w^\top Z_2^\top)^{-1} Z_1 = T - T_2 w w^\top T_2^\top \chi_n$. Hence,

$$\begin{aligned} a_n^\top P_1^{-1} P_2 w &= a_n^\top P_1^{-1} T_2 w \cdot \chi_n = a_n^\top [Z_1^\top (B + Z_2 w w^\top Z_2^\top)^{-1} Z_1]^{-1} T_2 w \cdot \chi_n \\ &= a_n^\top [T - T_2 w w^\top T_2^\top \chi_n]^{-1} T_2 w \cdot \chi_n. \end{aligned}$$

Now, using the Sherman-Morrison formula (50) once again, and recalling the definitions from (90), this equals

$$a_n^\top \left[T^{-1} + \frac{T^{-1}T_2 w w^\top T_2^\top T^{-1} \chi_n}{1 - \chi_n w^\top T_2^\top T^{-1} T_2 w} \right] T_2 w \cdot \chi_n = g_n \chi_n + \frac{g_n h_n \chi_n^2}{1 - h_n \chi_n} = \frac{g_n \chi_n}{1 - h_n \chi_n}.$$

This finishes the proof of (91).

Now, for $z \in \mathbb{C}$ such that the inverse below exists, let

$$B(z) = B - zI, \quad G(z) = B^{-1}(z), \quad (92)$$

and $T(z)$ is defined by replacing B with $B(z)$ in T from (90).

We next observe that Condition 6.12 can be split into the following two cases:

Condition 6.17 (asymptotic regime). *As $m, n \rightarrow \infty$ with $m \leq n$, one of the following holds:*

1. Proportional limit: $\limsup p/m < 1$, and $0 < \liminf m/n \leq \limsup m/n < 1$.
2. Non-proportional limit: $\limsup p/m < 1$, and $\lim m/n = 0$ where p can be fixed or tend to infinity.

In Sections 6.16.2 and 6.16.3 we analyze χ_n, h_n and g_n under the two asymptotic regimes in Condition 6.17, respectively.

Partial sketching estimator. It follows from (19) that, with $\bar{w} = \tilde{y}_n / \|\tilde{y}_n\|$ and $a_n = \Lambda_n^{-1} V_n^\top c / \|\Lambda_n^{-1} V_n^\top c\|$,

$$c^\top \hat{\beta}^{(\text{pa})} = {}_d \Xi_n c^\top V_n \Lambda_n^{-1} P_1^{-1} \tilde{y}_n = {}_d \Xi_n \|\Lambda_n^{-1} V_n^\top c\| \|\tilde{y}_n\| a_n^\top P_1^{-1} \bar{w}. \quad (93)$$

We can find an orthogonal matrix O such that $Oa = e_1$ and $O\bar{w} = c_1 e_1 + c_2 e_2$, where $c_1 = a_n^\top \bar{w}$ and $c_2 = \sqrt{1 - (a_n^\top \bar{w})^2}$. Thus

$$a_n^\top P_1^{-1} \bar{w} = {}_d c_1 e_1^\top P_1^{-1} e_1 + c_2 e_1^\top P_1^{-1} e_2. \quad (94)$$

The problem reduces to studying the joint distribution $e_1^\top P_1^{-1} e_1$ and $e_1^\top P_1^{-1} e_2$, which will be done in Section 6.16.4.

6.16.2 Proportional limit

By a subsequence argument we can assume $\iota_n = m/n \rightarrow \Xi \in [0, 1)$. We consider the proportional limit setting from the first case of Condition 6.17, when $\Xi > 0$. By a further subsequence argument, we can assume $\gamma_n = p/n \rightarrow \gamma \in [0, \Xi)$. Without loss of generality, we assume the variance of each entry of $Z_{m,n}$ to be $1/m$.

Analysis of χ_n from (90): Since $\|w\| = 1$, by the independence of $Z_2 w = {}_d \mathcal{N}(0, I_{n-p}/m)$ and $(Z_1, Z_2 W)$, and using Lemma 6.26, we have as $m \rightarrow \infty$,

$$w^\top Z_2^\top B^{-1} Z_2 w - \frac{1}{m} \text{tr} B^{-1} \xrightarrow{a.s.} 0.$$

Since $m^{-1} B^{-1} = {}_d IW_m(n-1, I_m)$, by the properties of the inverse Wishart distribution (see Theorem 3.4.3 in Gupta and Nagar (1999) for instance), we find $\mathbb{E} m^{-1} \text{tr} B^{-1} = (n-m-2)^{-1} m$ and $\text{Var} [m^{-1} \text{tr} B^{-1}] = O((n-m)^{-2})$, thus

$$\frac{1}{m} \text{tr} B^{-1} \xrightarrow{a.s.} \frac{\Xi}{1-\Xi}. \quad (95)$$

Therefore

$$\chi_n \xrightarrow{a.s.} 1 - \Xi. \quad (96)$$

Analysis of h_n from (90): Since $\|w\| = 1$, by the independence of $Z_2 w$ and $(Z_1, Z_2 W)$, and using Lemma 6.26, we have

$$h_n - \frac{1}{m} \operatorname{tr} B^{-1} Z_1 T^{-1} Z_1^\top B^{-1} \xrightarrow{a.s.} 0.$$

By the Woodbury matrix identity

$$(N + ECE^\top)^{-1} = N^{-1} - N^{-1}E(C^{-1} + E^\top N^{-1}E)E^\top N^{-1}, \quad (97)$$

applied to $(N, E, C) = (B(z), Z_1, tI_m)$, where we recall (92), we have¹¹ for $t \geq 0$ and $z \in \mathbb{C}$,

$$(B(z) + tZ_1 Z_1^\top)^{-1} = G(z) - G(z)Z_1 [(tI)^{-1} + Z_1^\top G(z)Z_1]^{-1} Z_1^\top G(z). \quad (98)$$

By letting $z = 0$ and $t \rightarrow \infty$, the averaged trace of the second term on the right tends to $m^{-1} \operatorname{tr} B^{-1} Z_1 T^{-1} Z_1^\top B$. Therefore it suffices to analyze

$$\frac{1}{m} \operatorname{tr} G - \lim_{t \rightarrow \infty} \frac{1}{m} \operatorname{tr} (B + tZ_1 Z_1^\top)^{-1}.$$

Due to (95), the first term tends to $\Xi/(1 - \Xi)$ almost surely in the proportional limit setting. By Corollary 6.21, $m^{-1} \operatorname{tr} G(\infty, 0)$ (defined in Lemma 6.19) tends almost surely to $(\Xi - \gamma)/(1 - \Xi)$. By Theorem A.43 in Bai and Silverstein (2010), we conclude that replacing $(B + tZ_1 Z_1^\top)^{-1}$ by $G(\infty, 0)$ results in an error of order $O(1/m)$, hence $\frac{1}{m} \operatorname{tr} (B + tZ_1 Z_1^\top)^{-1} \rightarrow (\Xi - \gamma)/(1 - \Xi)$ almost surely. Therefore we conclude that

$$h_n \xrightarrow{a.s.} \frac{\gamma}{1 - \Xi}. \quad (99)$$

Analysis of g_n from (90): By the independence of $Z_2 w$ and $a_n^\top T^{-1} Z_1^\top B^{-1}$, we know that the distribution of g_n converges to a normal distribution with the variance equal to the limit as $n \rightarrow \infty$ of $a_n^\top T^{-1} Z_1^\top B^{-2} Z_1 T^{-1} a_n$, which we will show exists.

Recalling $B(z)$ from (92) and denoting $T(z) = (Z_1^\top B^{-1}(z)Z_1)^{-1}$, by direct calculations we find

$$a_n^\top T^{-1} Z_1^\top B^{-2} Z_1 T^{-1} a_n = - \frac{\partial (a_n^\top T^{-1}(z)a_n)}{\partial z} \Big|_{z=0}. \quad (100)$$

Thus, we start from deriving the limit of $a_n^\top T^{-1}(z)a_n$. We can replace Z_1 with $Z_1 O$ where O is an orthogonal matrix with the first column being a_n without changing the distribution of $a_n^\top T^{-1}(z)a_n$, due to the orthogonal invariance of the Gaussian distribution; and the task reduces to considering $[T^{-1}(z)]_{11} = e_1^\top (Z_1^\top B^{-1}(z)Z_1)^{-1} e_1$. Next, let the i -th column of Z_1 be \mathcal{D}_i and define the minor $Z_1^{(i)}$ by removing the i -th column of Z_1 , also defining $G^{(i)}$ correspondingly following (92). Denote

$$\alpha_i = \frac{1}{1 + \mathcal{D}_i^\top G^{(i)} \mathcal{D}_i}, \quad Q^{(i)} = G^{(i)} Z^{(i)} [Z_1^{(i)\top} G^{(i)} Z_1^{(i)}]^{-1} Z_1^{(i)\top} G^{(i)}. \quad (101)$$

¹¹The values of t and z will always be chosen such that all matrix inverses required exist. This will not be mentioned explicitly at each occurrence.

The Sherman-Morrison formula (50) and its consequences (51), (52) yield, after simplifications,

$$G = G^{(1)} - \alpha_1 G^{(1)} \mathcal{D}_1 \mathcal{D}_1^\top G^{(1)}, \quad \mathcal{D}_1^\top G \mathcal{D}_1 = \alpha_1 \mathcal{D}_1^\top G^{(1)} \mathcal{D}_1, \quad \mathcal{D}_1^\top G Z^{(1)} = \alpha_1 \mathcal{D}_1^\top G^{(1)} Z_1^{(1)}.$$

Then by using Theorem A.4 of Bai and Silverstein (2010), we obtain

$$\begin{aligned} ([T^{-1}(z)]_{11})^{-1} &= \mathcal{D}_1^\top G \mathcal{D}_1 - \mathcal{D}_1^\top G Z^{(1)} [Z_1^{(1)\top} G Z_1^{(1)}]^{-1} Z_1^{(1)\top} G \mathcal{D}_1 \\ &= \alpha_1 \mathcal{D}_1^\top G^{(1)} \mathcal{D}_1 - \alpha_1^2 \mathcal{D}_1^\top G^{(1)} Z_1^{(1)} [Z_1^{(1)\top} (G^{(1)} - \alpha_1 G^{(1)} \mathcal{D}_1 \mathcal{D}_1^\top G^{(1)}) Z_1^{(1)}]^{-1} Z_1^{(1)\top} G^{(1)} \mathcal{D}_1. \end{aligned}$$

By the consequence (52) of the Sherman-Morrison formula for $(Z_1^{(1)\top} G^{(1)} Z_1^{(1)}, b) = (Z_1^{(1)\top} G^{(1)} Z_1^{(1)}, i\sqrt{\alpha_1} Z_1^{(1)\top} G^{(1)} \mathcal{D}_1)$, and the definition of $Q^{(1)}$ and α_1 from (101), this further equals

$$\begin{aligned} &\alpha_1 \mathcal{D}_1^\top G^{(1)} \mathcal{D}_1 - \alpha_1^2 \frac{\mathcal{D}_1^\top G^{(1)} Z_1^{(1)} [Z_1^{(1)\top} G^{(1)} Z_1^{(1)}]^{-1} Z_1^{(1)\top} G^{(1)} \mathcal{D}_1}{1 - \alpha_1 \mathcal{D}_1^\top G^{(1)} Z_1^{(1)} [Z_1^{(1)\top} G^{(1)} Z_1^{(1)}]^{-1} Z_1^{(1)\top} G^{(1)} \mathcal{D}_1} \\ &= \alpha_1 \mathcal{D}_1^\top G^{(1)} \mathcal{D}_1 - \alpha_1 \left(\frac{1}{1 - \alpha_1 \mathcal{D}_1^\top Q^{(1)} \mathcal{D}_1} - 1 \right) = 1 - \frac{1}{1 + \mathcal{D}_1^\top (G^{(1)} - Q^{(1)}) \mathcal{D}_1}. \end{aligned} \tag{102}$$

Now from (98), defining $B^{(1)}$ following (92),

$$\lim_{t \rightarrow \infty} (B^{(1)}(z) + t Z_1 Z_1^\top)^{-1} = G^{(1)}(z) - Q^{(1)}(z).$$

Hence, from Corollary 6.21 we find as $m \rightarrow \infty$, $\mathcal{D}_1^\top (G^{(1)} - Q^{(1)}) \mathcal{D}_1 \xrightarrow{a.s.} s_0(z)$, and thus

$$[T^{-1}(z)]_{11} \xrightarrow{a.s.} \frac{1 + s_0(z)}{s_0(z)}. \tag{103}$$

Then, using the forms of $s_0(0)$, $s'_0(0)$ from Corollary 6.21, we find

$$\begin{aligned} \lim_{m \rightarrow \infty} a_n^\top T^{-1} Z_1^\top B^{-2} Z_1 T^{-1} a_n &= - \lim_{m \rightarrow \infty} \frac{\partial (e_1^\top T^{-1}(z) e_1)}{\partial z} \Big|_{z=0} \\ &= \frac{s'_0(0)}{s_0^2(0)} = \frac{\Xi(1 - \Xi)}{(1 - \Xi)(\Xi - \gamma)}, \end{aligned} \tag{104}$$

where in the second step we use Vitali's convergence theorem to interchange the order of the limit and the derivative. Hence, g_n converges to a normal distribution with variance given above.

We conclude from (91), (96), (99) and (104) that

$$\sqrt{m} a_n^\top P_1^{-1} P_2 w \Rightarrow \mathcal{N} \left(0, \frac{\Xi(1 - \Xi)}{(1 - \gamma)(\Xi - \gamma)} \right).$$

It then follows from (89) that

$$\sqrt{m} \frac{(c^\top \hat{\beta}_{m,n}^{(s)} - c^\top \beta_n)}{\|c^\top V \Lambda^{-1} \|\|\underline{y}_n\|} \Rightarrow \mathcal{N} \left(0, \frac{\Xi(1 - \Xi)}{(1 - \gamma)(\Xi - \gamma)} \right).$$

Then the conclusion for $\hat{\beta}_{m,n}^{(s)}$ follows by using $\|c^\top V_n \Lambda_n^{-1}\|^2 = c^\top (X_n^\top X_n)^{-1} c$ and $\|\underline{y}_n\|^2 = \|\varepsilon_n\|^2$.

6.16.3 Non-proportional limit

We next analyze χ_n, h_n, g_n from (91) under the non-proportional regime from Condition 6.17. Without loss of generality, we assume that $Z_{m,n}$ has entries with variance n^{-1} in this subsection.

Analysis of χ_n from (91): We have $w^\top Z_2^\top B^{-1} Z_2 w - n^{-1} \text{tr} B^{-1} \xrightarrow{a.s.} 0$ by using Lemma 6.26 and the independence of $Z_2 w =_d \mathcal{N}(0, I_{n-p}/n)$ and B . Moreover, we have $n^{-1} \text{tr} B^{-1} - m/(n-m) \xrightarrow{a.s.} 0$ which can be obtained similarly to (95) by using Theorem 3.4.3 in Gupta and Nagar (1999). Therefore

$$\chi_n \xrightarrow{a.s.} 1. \quad (105)$$

Analysis of h_n from (91): Recalling (98), we only need to study the averaged traces of $(B(z) + tZ_1 Z_1^\top)^{-1}$ and $G(z)$. We claim that for sufficiently large n and $t = n^3$, and for any z in a small disk enclosing zero in \mathbb{C} ,

$$\frac{1}{m} \text{tr} (tZ_1 Z_1^\top + Z_2 Z_2^\top - zI)^{-1} = \frac{m-p}{m} \frac{1}{1-z} + O_{a.s.} \left(\sqrt{\frac{m}{n-p}} \right). \quad (106)$$

We also have

$$\frac{1}{m} \text{tr} G(z) = \frac{1}{1-z} + O_{a.s.} \left(\sqrt{\frac{m}{n}} \right).$$

Therefore we conclude that

$$h_n \xrightarrow{a.s.} 0 \quad (107)$$

by taking the difference between the above two equations and letting $z = 0$ as $m, n, p \rightarrow \infty$ with $p/m \rightarrow 0$. Next, to verify (106), let $A(t) = tZ_1 Z_1^\top + Z_2 Z_2^\top$. Denote the i -th largest eigenvalue of an Hermitian matrix H by $\lambda_i(H)$. By choosing $t = n^3$, we find $\lambda_p(A(t)) > \lambda_p(tZ_1 Z_1^\top) > n^2$. Moreover, since $\text{rank}(A) = p$, using Weyl's inequality and Theorem 4 in Chen and Pan (2012), $\lambda_{p+1}(A(t)) < \lambda_1(Z_2 Z_2^\top) < 1 + \sqrt{m/(n-p)}$ almost surely. Similarly, $\lambda_m(A(t)) > \lambda_m(A(1)) > 1 - \sqrt{m/n}$ almost surely. Since both of these these bounds hold almost surely, we conclude (106).

Analysis of g_n from (91): Due to (100), it suffices to find the derivative of the reciprocal of (102) with respect to z at zero. Combining (98) and (106), we find

$$\frac{1}{m} \text{tr}[G(z) - Q(z)] - \frac{m-p}{m} \frac{1}{1-z} \xrightarrow{a.s.} 0. \quad (108)$$

It follows that

$$\frac{m-p}{n} [T^{-1}(z)]_{11} \xrightarrow{a.s.} 1-z. \quad (109)$$

Therefore by Vitali's convergence theorem,

$$\frac{m-p}{n} a_n^\top T^{-1} Z_1^\top B^{-2} Z_1 T^{-1} a_n = -\frac{m-p}{n} \frac{\partial([T^{-1}(z)]_{11})}{\partial z} \Big|_{z=0} \xrightarrow{a.s.} 1.$$

Then

$$\sqrt{m-p} g_n \Rightarrow \mathcal{N}(0, 1). \quad (110)$$

Therefore we conclude the proof by combining (91), (105), (107) and (110).

6.16.4 Partial sketching

Recall that $Z = (Z_1, Z_2)$, where $Z_1 \in \mathbb{R}^{m \times p}$ and $Z_2 \in \mathbb{R}^{m \times (n-p)}$. Let $Z_{1,2}$ be the $m \times 2$ matrix formed by the first two columns of Z_1 , and $Z_{1,-2}$ be the $m \times (p-2)$ matrix formed by the last $(p-2)$ columns of Z_1 . Define

$$C = ZZ^\top = Z_1Z_1^\top + Z_2Z_2^\top, \quad R(t) = (C + tZ_{1,-2}Z_{1,-2}^\top)^{-1}$$

and the minor $R^{(12)}(t)$ by the same operation as $R(t)$ after subtracting $Z_{1,2}Z_{1,2}^\top$ from C . We also denote the limit of $R(t)$ as $t \rightarrow \infty$ by $R(\infty)$; and define $R^{(12)}(\infty)$ similarly. Note that, with $\mathcal{W} = C^{-1/2}Z_{1,-2}Z_{1,-2}^\top C^{-1/2}$,

$$R(\infty) = C^{-1/2}P_{\mathcal{W}}^\perp C^{-1/2} = C^{-1} - C^{-1}Z_{1,-2}(Z_{1,-2}^\top C^{-1}Z_{1,-2})^{-1}Z_{1,-2}^\top C^{-1},$$

where $P_{\mathcal{W}}^\perp$ is the orthogonal projection operator into the orthogonal complement of the space spanned by the nontrivial eigenvectors of \mathcal{W} .

Due to the Schur complement formula, with P_1 from (87),

$$\begin{aligned} e_1^\top P_1^{-1} e_2 &= \left[(Z_{1,2}^\top C^{-1} Z_{1,2} - Z_{1,2}^\top C^{-1} Z_{1,-2} (Z_{1,-2}^\top C^{-1} Z_{1,-2})^{-1} Z_{1,-2}^\top C^{-1} Z_{1,2})^{-1} \right]_{12} \\ &= [(Z_{1,2}^\top R(\infty) Z_{1,2})^{-1}]_{12}. \end{aligned}$$

Now $Z_{1,2} = [\mathcal{D}_1, \mathcal{D}_2]$, and so by the formula for the inverse of the two-by-two matrix $Z_{1,2}^\top R(\infty) Z_{1,2}$, we further have

$$e_1^\top P_1^{-1} e_2 = -[\mathcal{D}_1^\top R(\infty) \mathcal{D}_1 \mathcal{D}_2^\top R(\infty) \mathcal{D}_2 - (\mathcal{D}_1^\top R(\infty) \mathcal{D}_2)^2]^{-1} \mathcal{D}_1^\top R(\infty) \mathcal{D}_2. \quad (111)$$

Next, by (51) we have

$$\mathcal{D}_1^\top R(\infty) \mathcal{D}_2 = \frac{\mathcal{D}_1^\top R^{(1)}(\infty) \mathcal{D}_2}{1 + \mathcal{D}_1^\top R^{(1)}(\infty) \mathcal{D}_1} = \frac{\mathcal{D}_1^\top R^{(12)}(\infty) \mathcal{D}_2}{(1 + \mathcal{D}_1^\top R^{(1)}(\infty) \mathcal{D}_1)(1 + \mathcal{D}_2^\top R^{(12)}(\infty) \mathcal{D}_2)}. \quad (112)$$

Using (50) we find

$$\mathcal{D}_1^\top R^{(1)}(\infty) \mathcal{D}_1 = \mathcal{D}_1^\top R^{(12)}(\infty) \mathcal{D}_1 - \frac{(\mathcal{D}_1^\top R^{(12)}(\infty) \mathcal{D}_2)^2}{1 + \mathcal{D}_2^\top R^{(12)}(\infty) \mathcal{D}_2}. \quad (113)$$

Letting

$$\theta_{12} = \left[(1 + \mathcal{D}_1^\top R^{(12)}(\infty) \mathcal{D}_1)(1 + \mathcal{D}_2^\top R^{(12)}(\infty) \mathcal{D}_2) - (\mathcal{D}_1^\top R^{(12)}(\infty) \mathcal{D}_2)^2 \right]^{-1},$$

and by substituting the above into (112), we find $\mathcal{D}_1^\top R(\infty) \mathcal{D}_2 = \mathcal{D}_1^\top R^{(12)}(\infty) \mathcal{D}_2 \theta_{12}$. Similarly, with $\alpha_{12} = (1 + \mathcal{D}_2^\top R^{(12)}(\infty) \mathcal{D}_2)^{-1}$, we obtain from (52) and (112) that

$$\mathcal{D}_1^\top R(\infty) \mathcal{D}_1 = 1 - \frac{1}{1 + \mathcal{D}_1^\top R^{(12)}(\infty) \mathcal{D}_1 - (\mathcal{D}_1^\top R^{(12)}(\infty) \mathcal{D}_2)^2 \alpha_{12}}.$$

We also note that, by inspection $e_1^\top P_1^{-1} e_1 = (\mathcal{D}_1^\top R(\infty) \mathcal{D}_1)^{-1}$.

We consider the proportional limit regime first. Defining

$$g_1 = \mathcal{D}_1^\top R^{(12)}(\infty) \mathcal{D}_1, \quad g_2 = \mathcal{D}_2^\top R^{(12)}(\infty) \mathcal{D}_2, \quad g_3 = \mathcal{D}_1^\top R^{(12)}(\infty) \mathcal{D}_2, \quad (114)$$

and recalling (94), we have by (111) and $e_1^\top P_1^{-1} e_1 = (\mathcal{D}_1^\top R(\infty) \mathcal{D}_1)^{-1}$, as well as the above analysis of $\mathcal{D}_1^\top R(\infty) \mathcal{D}_2$ and $\mathcal{D}_1^\top R(\infty) \mathcal{D}_1$,

$$\begin{aligned} \frac{c^\top \hat{\beta}^{(\text{pa})}}{\Xi_n \|\tilde{y}_n\| \|c^\top V_n \Lambda_n^{-1}\|} & \stackrel{=d}{=} \left[\frac{c_1}{\mathcal{D}_1^\top R(\infty) \mathcal{D}_1} - c_2 \frac{\mathcal{D}_1^\top R(\infty) \mathcal{D}_2}{\mathcal{D}_1^\top R(\infty) \mathcal{D}_1 \mathcal{D}_2^\top R(\infty) \mathcal{D}_2 - (\mathcal{D}_1^\top R(\infty) \mathcal{D}_2)^2} \right] \\ & = \left[c_1 \frac{(1+g_1)(1+g_2) - g_3^2}{g_1(1+g_2) - g_3^2} - c_2 \frac{[(1+g_1)(1+g_2) - g_3^2] g_3}{[g_2(1+g_1) - g_3^2][g_1(1+g_2) - g_3^2] - g_3^2} \right] := f(g_1, g_2, g_3). \end{aligned} \quad (115)$$

We claim that

$$\sqrt{m} \left(g_1 - \frac{\iota_n - \gamma_n}{1 - \iota_n}, g_2 - \frac{\iota_n - \gamma_n}{1 - \iota_n}, g_3 \right)^\top \Rightarrow \mathcal{N}(0, \Sigma_3), \quad (116)$$

where Σ_3 is a diagonal matrix with

$$\text{diag}(\Sigma_3) = \frac{\Xi(\Xi - \gamma)(1 - \gamma)}{(1 - \Xi)^3} \cdot (2, 2, 1)^\top.$$

For notational simplicity define $a_0 = (\iota_n - \gamma_n)/(1 - \iota_n)$. By direct calculations we find that $f(a_0, a_0, 0) = c_1(1 - \gamma_n)/(\iota_n - \gamma_n)$ and $\nabla f(a_0, a_0, 0) = (0, -c_1/a_0^2, -c_2/a_0^2)$. By the Delta method, it follows that

$$\sqrt{m} \frac{c^\top \hat{\beta}^{(\text{pa})} - \iota_n(1 - \gamma_n)c^\top \beta_n / (\iota_n - \gamma_n)}{\sqrt{1 + c_1^2 \|\tilde{y}_n\| \|c^\top V_n \Lambda_n^{-1}\|}} \Rightarrow \mathcal{N}\left(0, \frac{\Xi^3(1 - \Xi)(1 - \gamma)}{(\Xi - \gamma)^3}\right),$$

where $c_1 = (\|\tilde{y}_n\| \|c^\top V_n \Lambda_n^{-1}\|)^{-1} c^\top \beta_n$ with $|c_1| \leq 1$. This can also be written as

$$\sqrt{m} \frac{(\iota_n - \gamma_n)c^\top \hat{\beta}^{(\text{pa})} / \iota_n(1 - \gamma_n) - c^\top \beta_n}{\sqrt{1 + c_1^2 \|\tilde{y}_n\| \|c^\top V_n \Lambda_n^{-1}\|}} \Rightarrow \mathcal{N}\left(0, \frac{\Xi(1 - \Xi)}{(\Xi - \gamma)(1 - \gamma)}\right),$$

Now, to prove (116), we use Lemma 11.7 of Yao et al. (2015), by taking in their result $A_n = R^{(12)}(\infty)$, $X_1 = Y_1 = m^{1/2} \mathcal{D}_1$, $X_2 = Y_2 = m^{1/2} \mathcal{D}_2$. It can be checked that in their result we have

$$B = \begin{pmatrix} 2\zeta & \zeta \\ \zeta & 2\zeta \end{pmatrix},$$

where $\zeta := \lim_{m \rightarrow \infty} m^{-1} \text{tr}[R^{(12)}(\infty)]^2$. Thus

$$\sqrt{m} \left(g_1 - \frac{1}{m} \text{tr} R^{(12)}(\infty), g_2 - \frac{1}{m} \text{tr} R^{(12)}(\infty), g_3 \right)^\top \Rightarrow \mathcal{N}(0, \zeta \text{diag}(2, 2, 1)). \quad (117)$$

By Corollary 6.21, we have $\zeta = \Xi(\Xi - \gamma)(1 - \gamma)/(1 - \Xi)^3$. We conclude (116) by further showing

$$m^{1/2} \left(\frac{1}{m} \text{tr} R^{(12)}(\infty) - \frac{m-p}{n-m} \right) = o_P(1). \quad (118)$$

Setting $z = 0$ in Lemma 6.19, we find

$$\mathbb{E} \left[\frac{1}{m} \operatorname{tr} G(\infty, 0) - \frac{m-p}{n-m} \right]^2 \leq Cm^{-2},$$

thus $m^{-1} \operatorname{tr} G(\infty, 0) - (m-p)/(n-m) = o(m^{-1/2})$. By Theorem A.43 in Bai and Silverstein (2010), $m^{-1} \operatorname{tr} R^{(12)}(\infty) - m^{-1} \operatorname{tr} G(\infty, 0) = O(m^{-1})$. Thus (118) holds and hence (116) follows.

To handle the non-proportional limit case, we define

$$\tilde{g}_1 = \iota_n^{-1} \mathcal{D}_1^\top R^{(12)}(\infty) \mathcal{D}_1, \quad \tilde{g}_2 = \iota_n^{-1} \mathcal{D}_2^\top R^{(12)}(\infty) \mathcal{D}_2, \quad \tilde{g}_3 = \iota_n^{-1} \mathcal{D}_1^\top R^{(12)}(\infty) \mathcal{D}_2$$

Using

$$\iota_n^{-1} \mathcal{D}_1^\top R(\infty) \mathcal{D}_1 = \frac{\iota_n \tilde{g}_2 (\iota_n^{-1} + \tilde{g}_1) - \iota_n \tilde{g}_3^2}{\iota_n^2 [(\iota_n^{-1} + \tilde{g}_1)(\iota_n^{-1} + \tilde{g}_2) - \tilde{g}_3^2]},$$

and

$$\iota_n^{-1} \mathcal{D}_1^\top R(\infty) \mathcal{D}_2 = \frac{\tilde{g}_3}{\iota_n^2 [(\iota_n^{-1} + \tilde{g}_1)(\iota_n^{-1} + \tilde{g}_2) - \tilde{g}_3^2]},$$

we can rewrite (115) as

$$\begin{aligned} & \frac{c^\top \hat{\beta}^{(\text{pa})}}{\|\tilde{y}_n\| \|c^\top V_n \Lambda_n^{-1}\|} \stackrel{=d}{=} \left[\frac{c_1}{\iota_n^{-1} \mathcal{D}_1^\top R(\infty) \mathcal{D}_1} - c_2 \frac{\iota_n^{-1} \mathcal{D}_1^\top R(\infty) \mathcal{D}_2}{\iota_n^{-1} \mathcal{D}_1^\top R(\infty) \mathcal{D}_1 \iota_n^{-1} \mathcal{D}_2^\top R(\infty) \mathcal{D}_2 - (\iota_n^{-1} \mathcal{D}_1^\top R(\infty) \mathcal{D}_2)^2} \right] \\ &= \left[c_1 \frac{\iota_n^2 [(\iota_n^{-1} + \tilde{g}_1)(\iota_n^{-1} + \tilde{g}_2) - \tilde{g}_3^2]}{\iota_n \tilde{g}_2 (\iota_n^{-1} + \tilde{g}_1) - \iota_n \tilde{g}_3^2} - c_2 \frac{\iota_n^2 [(\iota_n^{-1} + \tilde{g}_1)(\iota_n^{-1} + \tilde{g}_2) - \tilde{g}_3^2] \tilde{g}_3}{[\iota_n \tilde{g}_2 (\iota_n^{-1} + \tilde{g}_1) - \iota_n \tilde{g}_3^2][\iota_n \tilde{g}_2 (\iota_n^{-1} + \tilde{g}_1) - \iota_n \tilde{g}_3^2] - \tilde{g}_3^2} \right] \\ &:= \tilde{f}(\tilde{g}_1, \tilde{g}_2, \tilde{g}_3). \end{aligned}$$

Now, we have

$$\frac{1}{m} \operatorname{tr} R^{(12)}(\infty) - \frac{n(m-p)}{m(n-m)} = o_P(m^{-1/2}),$$

which can be derived from Lemma 6.19 by letting the variance of the entries of Z_1 and Z_2 be $1/n$ and setting $z = 0$.

Recall $G(z)$ in (92) and $Q^{(i)}(z)$ in (101) and define the minor $G^{(12)}$ and $Q^{(12)}$ by subtracting $Z_{1,2} Z_{1,2}^\top$ correspondingly from B and propagating through the same formulas. We have

$$\frac{1}{m} \operatorname{tr} R^{(12)}(\infty, z) - \frac{m-p}{m} \frac{1}{1-z} = \frac{1}{m} \operatorname{tr} [G^{(12)}(z) - Q^{(12)}(z)] - \frac{m-p}{m} \frac{1}{1-z} \xrightarrow{a.s.} 0, \quad (119)$$

where the first step uses (98) and the second step is implied by (108). Now, using Vitali's convergence theorem we have

$$\frac{1}{m} \operatorname{tr} [R^{(12)}(\infty)]^2 = \frac{\partial ([m^{-1} \operatorname{tr} R^{(12)}(\infty, z)])}{\partial z} \Big|_{z=0} \xrightarrow{a.s.} 1.$$

Thus by Lemma 11.7 of Yao et al. (2015) again we have

$$m^{1/2} \left(\tilde{g}_1 - \frac{n(m-p)}{m(n-m)}, \tilde{g}_2 - \frac{n(m-p)}{m(n-m)}, \tilde{g}_3 \right)^\top \Rightarrow \mathcal{N}(0, \operatorname{diag}(2, 2, 1)).$$

Denote by $\tilde{a}_0 = n(m-p)/[m(n-m)]$. By direct calculations we obtain $\tilde{f}(\tilde{a}_0, \tilde{a}_0, 0) = c_1 m(n-p)/[n(m-p)]$, and $\nabla \tilde{f}(\tilde{a}_0, \tilde{a}_0, 0) = (0, -c_1/\tilde{a}_0^2, -c_2/\tilde{a}_0^2)$, and therefore we have

$$\left(\frac{m}{1+c_1^2}\right)^{1/2} \left(c^\top \hat{\beta}_{m,n}^{(\text{pa})} - \frac{c^\top \beta_n m(n-p)}{n(m-p)}\right) \Rightarrow \mathcal{N}(0, 1).$$

This finishes the proof.

6.16.5 Required lemmas

Lemma 6.18 (Bounds on extreme singular values of sketched matrices). *Let $\iota_n^{1/2} S_{m,n}$ be a uniform orthogonal sketching matrix. Under the proportional limit regime with $\iota_n \rightarrow \Xi \in (0, 1)$ and $\gamma_n \rightarrow \gamma \in (0, \Xi)$, with high probability,*

$$\frac{(1 - \sqrt{\gamma/\Xi})^2}{4\Xi(1 + \sqrt{\Xi})^2} \leq \lambda_p(\iota_n \tilde{S}_{m,n}^\top \tilde{S}_{m,n}) < \lambda_1(\iota_n \tilde{S}_{m,n}^\top \tilde{S}_{m,n}) \leq 1.$$

Proof. Recall that $S_{m,n} = \iota_n^{-1/2} (Z_1 Z_1^\top + Z_2 Z_2^\top)^{-1/2} (Z_1, Z_2)$ where $Z_1 \in \mathbb{R}^{m \times p}$ and $Z_2 \in \mathbb{R}^{m \times (n-p)}$ have i.i.d. entries distributed as $\mathcal{N}(0, 1/m)$, and $\tilde{S}_{m,n} = S_{m,n} U_1 =_d \iota_n^{-1/2} (ZZ^\top)^{-1/2} Z_1$ where $Z = (Z_1, Z_2)$. Since $\iota_n \tilde{S}_{m,n}^\top \tilde{S}_{m,n}$ is a submatrix of $Z^\top (ZZ^\top)^{-1} Z$, by the interlacing property of eigenvalues, we have $\lambda_1(\iota_n \tilde{S}_{m,n}^\top \tilde{S}_{m,n}) \leq \lambda_1(Z^\top (ZZ^\top)^{-1} Z) \leq 1$.

For two Hermitian matrices A, B of the same size, we write $A \prec B$ if $B - A$ is positive semidefinite, and \succ if the order is reversed. It is known that, with high probability, $ZZ^\top \prec 2\Xi(1 + \sqrt{\Xi})^2 I_m$ and $2^{-1} \left(1 - \sqrt{\gamma/\Xi}\right)^2 I_p \prec Z_1^\top Z_1$, see (9.7.8) and (9.7.9) of Bai and Silverstein (2010) for instance. Therefore we have

$$\iota_n \tilde{S}_{m,n}^\top \tilde{S}_{m,n} \succ Z_1^\top (ZZ^\top)^{-1} Z_1 \succ Z_1^\top \left[2\Xi(1 + \sqrt{\Xi})^2 I_m\right]^{-1} Z_1 \succ \frac{(1 - \sqrt{\gamma/\Xi})^2}{4\Xi(1 + \sqrt{\Xi})^2} I_p.$$

This concludes the proof. \square

Lemma 6.19 (Variability of limiting resolvent). *Let $G(t, z) = [(t+1)Z_1 Z_1^\top + Z_2 Z_2^\top - zI_m]^{-1}$ where $Z_1 \in \mathbb{R}^{m \times p}$ and $Z_2 \in \mathbb{R}^{m \times (n-p)}$ contain independent $\mathcal{N}(0, m^{-1})$ entries, and let $G(\infty, z)$ be defined by taking the elementwise limit of $G(t, z)$ as $t = t_n \rightarrow \infty$ with $t_n = \Omega(n^3)$. As $m, n, p \rightarrow \infty$ under the asymptotic regime specified by Condition 6.17, assume further that $\iota_n = m/n \rightarrow \Xi$. For some $r > 0$ depending on Ξ , there is a constant $C = C_{m,n,p}$ independent of z such that for all $z \in (-r, r)$,*

$$\mathbb{E} \left[\frac{1}{m} \text{tr} G(\infty, z) - s_{m,0}(z) \right]^2 \leq C n^{-2},$$

where $s_{m,0}(z)$ solves

$$\frac{p}{m} + \frac{n-p}{m} \frac{s_{m,0}(z)}{1+s_{m,0}(z)} - z s_{m,0}(z) = 1. \quad (120)$$

Remark 6.20. *For $z \neq 0$, there are two solutions of the quadratic equation (120), but since we are interested in the asymptotic behavior at $z = 0$, we do not need the explicit formulas here.*

Proof. We first study the proportional limit case, i.e., $\Xi \in (0, 1)$, and specify the differences to establish the non-proportional limit case.

We first consider $\text{Var} [s_m(t, z)]$ where $s_m(t, z) := m^{-1}G(t, z)$ for any $t > 0$. Denote by T_t the diagonal matrix with the first p entries being $t + 1$ and the remaining $n - p$ entries being unity. Then we can write $G(t) = (ZT_tZ^\top)^{-1}$ where $Z = (Z_1, Z_2) = (Z_{jk})_{1 \leq j \leq m, 1 \leq k \leq n}$. One can verify by direct calculation that

$$\frac{\partial G(t, z)}{\partial Z_{jk}} = Ge_j e_k^\top T_t Z^\top G + GZT_t e_k e_j^\top G.$$

Using this with Proposition 2.3 of Lytova and Pastur (2009), which is a version of the Poincaré inequality, we find

$$\begin{aligned} \text{Var} [s_m(t, z)] &\leq m^{-2} \sum_{j=1}^m \sum_{k=1}^n \mathbb{E} Z_{jk}^2 \mathbb{E} \left(\frac{\partial \text{tr} G(t, z)}{\partial Z_{jk}} \right)^2 \\ &= 4m^{-3} \sum_{j=1}^m \sum_{k=1}^n \mathbb{E} (e_k^\top T_t Z^\top G(t, z)^2 e_j)^2 = 4m^{-3} \mathbb{E} \text{tr} T_t Z^\top (ZT_t Z^\top - zI_m)^{-4} ZT_t. \end{aligned} \quad (121)$$

Let the SVD of Z be $O_1 D O_2^\top$ where O_1 is an $m \times m$ orthogonal matrix, D consists of the singular values of Z —with the largest and smallest ones denoted by d_1 and d_m respectively—and O_2 is an $n \times m$, $n \geq m$, partial orthogonal matrix, i.e., $O_2^\top O_2 = I_m$. We further denote by O_{21} the submatrix formed by the first p rows of O_2 and by μ_i the i -th largest eigenvalue of $O_{21}^\top O_{21}$, for $i \in [m]$. For two Hermitian matrices A, B of the same size, we write $A \prec B$ if $B - A$ is positive semidefinite. Then we have

$$\begin{aligned} \text{tr} T_t Z^\top (ZT_t Z^\top - zI)^{-4} ZT_t &= \text{tr} D O_2^\top T_t^2 O_2 D (D O_2^\top T_t O_2 D - zI)^{-4} \\ &\leq d_1^2 \text{tr} O_2^\top T_t^2 O_2 (d_m^2 O_2^\top T_t O_2 - zI)^{-4} = \sum_{i=1}^m \frac{d_1^2 (1 + t^2 \mu_i)}{(d_m^2 (1 + t \mu_i) - z)^4}. \end{aligned} \quad (122)$$

where the second step uses $D O_2^\top T_t^2 O_2 D \prec d_1^2 O_2^\top T_t^2 O_2$, $(D O_2^\top T_t O_2 D - zI)^{-1} \prec (d_m^2 O_2^\top T_t O_2 - zI)^{-1}$ and the third step uses

$$O_2^\top T_t O_2 = I + t O_{21}^\top O_{21}, \quad O_2^\top T_t^2 O_2 = I_m + t^2 O_{21}^\top O_{21}.$$

Observe that $O_{21}^\top O_{21} =_d (ZZ^\top)^{-1/2} Z_1 Z_1^\top (ZZ^\top)^{-1/2}$. Thus μ_1, \dots, μ_p have the same distribution as the eigenvalues of $Z_1^\top (ZZ^\top)^{-1} Z_1$, and $\mu_{p+1} = \dots = \mu_m = 0$.

Under the proportional limit regime, by Lemma 6.18, for sufficiently large m , $(1 - \sqrt{\gamma/\Xi})^2 / [4\Xi(1 + \sqrt{\Xi})^2] < \mu_p < \mu_1 \leq 1$ holds with high probability, and by Corollary 5.35 in Vershynin (2010), $(1 - \sqrt{\Xi^{-1}})^2 / 2 < d_m^2 < d_1^2 < 2(1 + \sqrt{\Xi^{-1}})^2$. Thus, we conclude from (121) and (122) that for any $t > 0$ and $|z| < r$, where

$$r = 2^{-1}(1 - \sqrt{\Xi^{-1}})^2, \quad (123)$$

$\text{Var} [m^{-1} \text{tr} G(t, z)] \leq Cm^{-2}$, where C is a constant independent of $t > 0$ and z . Therefore we conclude that

$$\text{Var} [m^{-1} \text{tr} G(\infty, z)] \leq Cm^{-2}. \quad (124)$$

Next we aim to determine $\mathbb{E} m^{-1} \text{tr} G(\infty, z)$. For any $t > 0$ and $z \in (-r, r)$, by taking the trace of $G(t, z)[(t + 1)Z_1 Z_1^\top + Z_2 Z_2^\top - zI_m] = I_m$, we find

$$\frac{t + 1}{m} \mathbb{E} \text{tr} Z_1^\top G(t, z) Z_1 + \frac{1}{m} \mathbb{E} \text{tr} Z_2^\top G(t, z) Z_2 - z \mathbb{E} \frac{1}{m} \text{tr} G(t, z) = 1. \quad (125)$$

We consider the first term on the left hand side. Let \mathcal{D}_1 be the first column of Z_1 and $Z_{1,-1}$ be the matrix formed by the last $(p-1)$ columns of Z_1 . Let $G^{(1)}(t, z) = [(t+1)Z_{1,-1}Z_{1,-1}^\top + Z_2Z_2^\top - zI]^{-1}$, $s_m^{(1)}(t, z) = m^{-1} \text{tr} G^{(1)}(t, z)$ and $\nu_m \equiv \nu_m(t, z) = \mathcal{D}_1^\top G^{(1)}(t, z)\mathcal{D}_1$. Using that the columns of Z_1 are i.i.d. from the distribution of \mathcal{D}_1 , as well as the rank one matrix inversion formula, we find

$$\frac{t+1}{m} \mathbb{E} \text{tr} Z_1^\top G(t, z) Z_1 = \frac{p(t+1)}{m} \mathbb{E} \mathcal{D}_1^\top G(t, z) \mathcal{D}_1 = \frac{p}{m} \mathbb{E} \frac{(t+1)\mathcal{D}_1^\top G^{(1)}(t, z)\mathcal{D}_1}{1 + (t+1)\mathcal{D}_1^\top G^{(1)}(t, z)\mathcal{D}_1}.$$

Let $g_t(x) := tx/(1+tx)$, defined for all $x \geq 0$. By a Taylor series expansion and taking expectations, we have

$$\mathbb{E} g_t(\nu_m) - g_t(\mathbb{E}\nu_m) = \frac{g_t^{(2)}(\mathbb{E}\nu_m)}{2} \mathbb{E}(\nu_m - \mathbb{E}\nu_m)^2 + \frac{g_t^{(3)}(r_0)}{6} \mathbb{E}(\nu_m - \mathbb{E}\nu_m)^3,$$

using that the first derivative term vanishes due to $\mathbb{E}(\nu_m - \mathbb{E}\nu_m) = 0$, where $r_0 \in (\mathbb{E}\nu_m - \varepsilon_0, \mathbb{E}\nu_m + \varepsilon_0)$ and where ε_0 can be taken as small as $|\nu_m - \mathbb{E}\nu_m|$. As by Lemma 6.26, $\mathbb{E}|\nu_m - \mathbb{E}\nu_m|^\ell \leq Cn^{-\ell/2}$ with C independent of $t > 0$ and $z \in (-r, r)$, we can choose ε_0 to be an arbitrary small constant, almost surely.

It is readily verified that for a sufficiently large m , $\mathbb{E}\nu_m$ is bounded from zero and infinity for any $t > 0$ and $z \in (-r, r)$. Thus $g_t^{(2)}(\mathbb{E}\nu_m)$ and $g_t^{(3)}(\mathbb{E}\nu_m)$ are uniformly bounded from above by a constant. It then follows from the above Taylor series expansion that $|\mathbb{E}g_t(\nu_m) - g_t(\mathbb{E}\nu_m)| \leq C_1 n^{-1}$, where C_1 is independent of t and z . Therefore we obtain

$$\frac{t+1}{m} \mathbb{E} \text{tr} Z_1^\top G(t, z) Z_1 = \frac{p}{m} \frac{(t+1)\mathbb{E}\nu_m(t, z)}{1 + (t+1)\mathbb{E}\nu_m(t, z)} + O\left(\frac{p}{nm}\right).$$

Similarly, we have

$$\frac{1}{m} \mathbb{E} \text{tr} Z_2^\top G(t, z) Z_2 = \frac{n-p}{m} \frac{\mathbb{E}\nu_m(t, z)}{1 + \mathbb{E}\nu_m(t, z)} + O\left(\frac{n-p}{nm}\right).$$

Substituting the above into (125), we find

$$\frac{p}{m} \frac{(t+1)\mathbb{E}\nu_m(t, z)}{1 + (t+1)\mathbb{E}\nu_m(t, z)} + \frac{n-p}{m} \frac{\mathbb{E}\nu_m(t, z)}{1 + \mathbb{E}\nu_m(t, z)} - z\mathbb{E}s_m(t, z) = 1 + O\left(\frac{1}{m}\right). \quad (126)$$

By letting $t \rightarrow \infty$ with a rate faster than m , i.e., $m = o(t)$, and using

$$|\mathbb{E}\nu_m(t, z) - \mathbb{E}s_m(t, z)| \leq C_2 m^{-1}, \quad (127)$$

which is implied by the interlacing property of eigenvalues, we find since $m \leq n$,

$$\frac{p}{m} + \frac{n-p}{m} \frac{\mathbb{E}\nu_m(\infty, z)}{1 + \mathbb{E}\nu_m(\infty, z)} - z\mathbb{E}\nu_m(\infty, z) = 1 + O\left(\frac{1}{m}\right).$$

By taking the difference between the above equation and (120), we obtain

$$\left| \frac{n-p}{m[1 + \mathbb{E}\nu_m(\infty, z)][1 + s_{m,0}(z)]} - z \right| \cdot |\mathbb{E}\nu_m(\infty, z) - s_{m,0}(z)| = O\left(\frac{1}{m}\right). \quad (128)$$

Since $\mathbb{E}\nu_m(\infty, z)$ and $s_{m,0}(z)$ are bounded from above by some constant C_3 for $z \in (-r, r)$, if we further restrict z to the interval $(-r_1, r_1)$ with $r_1 = \min\{r, (n-p)/[2m(1+C_3)^2]\}$, the first absolute value term is bounded away by a constant from zero.

It then follows that $\mathbb{E}\nu_m(\infty, z) - s_{m,0}(z) = O(m^{-1})$ where $s_{m,0}(z)$ solves (120). Using $|\mathbb{E}\nu_m(\infty, z) - \mathbb{E}s_m(\infty, z)| \leq C_2 m^{-1}$ again, we conclude that

$$|\mathbb{E}s_m(\infty, z) - s_{m,0}(z)| = O(m^{-1}).$$

Combined with (124), this finishes the proof of the proportional limit case.

Under the non-proportional limit specified by Condition 6.17, we have that $C_1 n/m < d_m^2 < d_1^2 < C_2 n/m$ holds with high probability for some positive constants C_1 and C_2 . We also have that $\mu_1 \leq 1$ and $\mu_p \geq \lambda_p(Z_1 Z_1^\top) d_1^{-2} \geq C_3 m/n$ holds with high probability for some $C_3 > 0$. Therefore for $|z| \leq 1$, the term in (122) can be upper bounded by

$$\sum_{i=1}^m \frac{d_1^2(1+t^2\mu_i)}{(d_m^2(1+t\mu_i)-z)^4} \leq Cm \frac{\frac{n}{m}(1+t^2)}{[\frac{n}{m}(1+t\frac{m}{n})]^4} = 2C \frac{m^2}{n},$$

with high probability for some constant C independent of t and z . The last step can be derived by considering two cases: if $t \in [0, n/m]$, the denominator is greater than $(n/m)^4$ and the numerator is less than $2(n/m)^3$; if $t > n/m$, the denominator is greater than $(2t)^4$ and the numerator is less than $2t^3$. It can be checked that the last bound holds in both cases. Therefore $\text{Var}[m^{-1} \text{tr} G(t, z)] \leq C(nm)^{-1}$. Indeed if we restrict t to be greater than n^3 , we find that (122) can be bounded by m/n^3 , thus the following rough bound clearly holds:

$$\text{Var}[m^{-1} \text{tr} G(\infty, z)] \leq Cn^{-2}. \quad (129)$$

Next, to determine $\mathbb{E}m^{-1} \text{tr} G(\infty, z)$, we follow steps similar to those used in the proportional asymptotic regime by evaluating the expectations in (125) first. It can still be checked that $\mathbb{E}|\nu_m - \mathbb{E}\nu_m|^\ell \leq Cn^{-\ell/2}$ and (126) holds. Defining F_n and $F_n^{(1)}$ to be the empirical spectral distribution of $B_t = (t+1)Z_1 Z_1^\top + Z_2 Z_2^\top$ and $B_t^{(1)} := (t+1)Z_{1,-1} Z_{1,-1}^\top + Z_2 Z_2^\top$ respectively, and recalling that $s_m(t, z) = m^{-1} \text{tr}(B_t - z)^{-1}$ and $\nu_m(t, z) = m^{-1} \text{tr}(B_t^{(1)} - z)^{-1}$, the bound in (127) becomes

$$\begin{aligned} |\mathbb{E}\nu_m(t, z) - \mathbb{E}s_m(t, z)| &= \left| \mathbb{E} \int \frac{1}{\lambda - z} d[F_n^{(1)}(\lambda) - F_n(\lambda)] \right| \\ &\leq \mathbb{E} \left| \frac{m^{-1}}{\min\{\lambda_m(B_t^{(1)}), \lambda_m(B_t)\} - z} \right| = O(n^{-1}), \end{aligned} \quad (130)$$

where we use that the eigenvalues of B_t and $B_t^{(1)}$ are $\Omega(n/m)$. According to (128), noting that the first absolute value term is bounded from below by n/m for $|z| < 1$, we have $\mathbb{E}\nu_m(\infty, z) - s_{m,0}(z) = O(n^{-1})$. Combined with $|\mathbb{E}\nu_m(\infty, z) - \mathbb{E}s_m(\infty, z)| \leq O(n^{-1})$, which is a consequence of (130), this implies that

$$|\mathbb{E}s_m(\infty, z) - s_{m,0}(z)| = O(n^{-1}).$$

Together with (129), this concludes the proof of the non-proportional limit case. \square

Denote by $B_r(0)$ the disk in \mathbb{C} centered at zero with radius r .

Corollary 6.21. *For $G(\infty, z)$ defined in Lemma 6.19 and r from (123), under the proportional limit setting, we have for all $z \in B_r(0)$ that*

$$\lim_{m \rightarrow \infty} \frac{1}{m} \text{tr} G(\infty, z) \xrightarrow{a.s.} s_0(z),$$

where $s_0(z)$ solves

$$\frac{\gamma}{\Xi} + \frac{1-\gamma}{\Xi} \frac{s_0(z)}{1+s_0(z)} - z s_0(z) = 1. \quad (131)$$

Specifically,

$$\lim_{m \rightarrow \infty} \frac{1}{m} \operatorname{tr} G(\infty, 0) \xrightarrow{a.s.} s_0(0) = \frac{\Xi - \gamma}{1 - \Xi}, \quad (132)$$

and

$$\lim_{m \rightarrow \infty} \frac{1}{m} \operatorname{tr} [G(\infty, 0)]^2 \xrightarrow{a.s.} s_0'(0) = \frac{\Xi(\Xi - \gamma)(1 - \gamma)}{(1 - \Xi)^3}. \quad (133)$$

Proof. Lemma 6.19 and Chebyshev's inequality implies that

$$\lim_{m \rightarrow \infty} \frac{1}{m} \operatorname{tr} G(\infty, z) \xrightarrow{a.s.} s_0(z), \quad (134)$$

for any $z \in (-r, r)$ where $s_0(z)$ solves (131). Thus (132) follows by taking $z = 0$ in (131).

To derive (133), note that $m^{-1} \operatorname{tr} G(\infty, z)$ is analytic and uniformly bounded from above almost surely in $B_r(0)$. Thus, by Vitali's convergence theorem, (see e.g., Lemma 2.14 in Bai and Silverstein, 2010), (134) holds for all $z \in B_r(0)$. Further, the derivatives of the functions on the left hand side also converge. Taking derivatives with respect to z on both sides of (131) and evaluating the derivative at $z = 0$ yields the conclusion. \square

Lemma 6.22. *For the terms in (91) and (94) associated with $\hat{\beta}_{m,n}^{(s)}$ and $\hat{\beta}_{m,n}^{(pa)}$, respectively, we have for any $\ell > 1$,*

$$\mathbb{E}|a_n^\top P_1^{-1} P_2 w|^\ell = O(m^{-\ell/2}),$$

and

$$\mathbb{E} \left| a_n^\top P_1^{-1} \bar{w} - \frac{\iota_n(1 - \gamma_n) a_n^\top \bar{w}}{\iota_n - \gamma_n} \right|^\ell = O(m^{-\ell/2}).$$

Proof. We start with the first bound. Recall (91) and assume the variance of each entry of $Z = (Z_1, Z_2)$ to be m^{-1} in the following. Denoting by $P_{B^{-1/2} Z_1 Z_1^\top B^{-1/2}}$ the projection operator into the space spanned by the nontrivial eigenvectors of $B^{-1/2} Z_1 Z_1^\top B^{-1/2}$, we have from (90) that

$$\frac{\chi_n}{1 - h_n \chi_n} = \frac{1}{1 + w^\top Z_2^\top B^{-1/2} (I - P_{B^{-1/2} Z_1 Z_1^\top B^{-1/2}}) B^{-1/2} Z_2 w} \leq 1.$$

Therefore it suffices to show $\mathbb{E}|g_n|^\ell = O(m^{-\ell/2})$. By the independence of $a^\top (Z_1^\top B^{-1} Z_1)^{-1} Z_1^\top B^{-1}$ and $Z_2 w$, similarly to the proof of the second bound in (37), there exists a positive constant C such that $\mathbb{E}|g_n|^\ell \leq C m^{-\ell/2} \mathbb{E} \|a^\top (Z_1^\top B^{-1} Z_1)^{-1} Z_1^\top B^{-1}\|^\ell$.

In the proportional limit case as in Condition 6.17, by Corollary 5.35 of Vershynin (2010), the singular values of Z_1 and B are bounded away from zero and infinity with high probability, thus we conclude that $\mathbb{E}|g_n|^\ell = O(m^{-\ell/2})$. In the non-proportional limit case, the singular values of Z_1 are still bounded away from zero and infinity; and we also have that $C_1 n/m < \lambda_m(B) < \lambda_1(B) < C_2 n/m$ holds with high probability for some positive constants C_1 and C_2 . Using this, it can be checked that $\mathbb{E}|g_n|^\ell = O(m^{-\ell/2})$. This finishes the proof of the first bound.

To obtain the second bound, we consider the proportional limit case first and use (115). Recalling the definition of \mathcal{D}_i from above (101), we first show

$$\mathbb{E} \left| \frac{1}{\mathcal{D}_1^\top R(\infty) \mathcal{D}_1} - \left(1 + \frac{1 - \iota_n}{\iota_n - \gamma_n} \right) \right|^\ell = O(m^{-\ell/2}).$$

Using

$$\frac{1}{\mathcal{D}_1^\top R(\infty) \mathcal{D}_1} = 1 + \frac{1}{\mathcal{D}_1^\top R^{(1)}(\infty) \mathcal{D}_1}$$

obtained by (52), it suffices to show that $\mathbb{E} |(\mathcal{D}_1^\top R^{(1)}(\infty) \mathcal{D}_1)^{-1} - \frac{1 - \iota_n}{\iota_n - \gamma_n}|^\ell = O(m^{-\ell/2})$. By Lemma 6.26, $\mathbb{E} |\mathcal{D}_1^\top R^{(1)}(\infty) \mathcal{D}_1 - m^{-1} \text{tr} R^{(1)}(\infty)|^\ell = O(m^{-\ell/2})$. By Lemma 6.19, $\left| \mathbb{E} m^{-1} \text{tr} R^{(1)}(\infty) - \frac{\iota_n - \gamma_n}{1 - \iota_n} \right| = O(m^{-1})$. Therefore, it suffices to show

$$\mathbb{E} |m^{-1} \text{tr} R^{(1)}(\infty) - \mathbb{E} m^{-1} \text{tr} R^{(1)}(\infty)|^\ell = O(m^{-\ell}). \quad (135)$$

We have already obtained this bound with $\ell = 2$ in Lemma 6.19. In the following, we use a martingale decomposition argument to obtain it for higher moments $\ell > 2$.

According to the rank inequality, see Theorem A.43 in Bai and Silverstein (2010), we can equivalently show (135) with $R^{(1)}(\infty)$ replaced by $G(\infty)$, where $G(\infty) = G(\infty, z)$ is defined in Lemma 6.19 by taking $z = 0$ and $t = t_n \rightarrow \infty$. Define \mathcal{D}_i for $i \geq p + 1$ as the i -th column of $Z = (Z_1, Z_2)$, $G(t) = G(t, 0)$, and $G^{(k)}(t)$ by removing \mathcal{D}_k from $G(t)$. For conciseness, we abbreviate $G(t)$ by G below. Letting \mathbb{E}_k be the conditional expectation with respect to the σ -algebra generated by $\{\mathcal{D}_1, \dots, \mathcal{D}_k\}$, then

$$\begin{aligned} \text{tr} G - \mathbb{E} \text{tr} G &= \sum_{k=1}^n (\mathbb{E}_k - \mathbb{E}_{k-1}) \text{tr}(G - G^{(k)}) \\ &= \sum_{k=1}^p (\mathbb{E}_k - \mathbb{E}_{k-1}) \frac{(t+1) \mathcal{D}_k^\top [G^{(k)}]^2 \mathcal{D}_k}{1 + (t+1) \mathcal{D}_k^\top G^{(k)} \mathcal{D}_k} + \sum_{k=p+1}^n (\mathbb{E}_k - \mathbb{E}_{k-1}) \frac{\mathcal{D}_k^\top [G^{(k)}]^2 \mathcal{D}_k}{1 + \mathcal{D}_k^\top G^{(k)} \mathcal{D}_k}. \end{aligned} \quad (136)$$

We claim that $\mathcal{D}_k^\top G^{(k)} \mathcal{D}_k$ is bounded away from zero and infinity with high probability. We have that $0 < \lambda_j(Z_1 Z_1^\top + Z_2 Z_2^\top) < \lambda_j((t+1)Z_1 Z_1^\top + Z_2 Z_2^\top) \leq \lambda_{p+1}(tZ_1 Z_1^\top) + \lambda_{j-p}(ZZ^\top) = \lambda_{j-p}(ZZ^\top) < \infty$ holds with high probability for any $j \in [p+1 : m]$ and $t > 0$. It follows that $m^{-1} \text{tr} G^{(k)}$ is bounded away from zero and infinity for any $t > 0$ with high probability. Then applying Lemma 6.26, $|\mathcal{D}_k^\top G^{(k)} \mathcal{D}_k - m^{-1} \text{tr} G^{(k)}| = O(m^{-1/2})$. This shows the claim.

Setting $t = t_n = n^2$, according to the above claim, with high probability,

$$\frac{(t_n + 1) \mathcal{D}_k^\top [G^{(k)}]^2 \mathcal{D}_k}{1 + (t_n + 1) \mathcal{D}_k^\top G^{(k)} \mathcal{D}_k} - \frac{\mathcal{D}_k^\top [G^{(k)}]^2 \mathcal{D}_k}{\mathcal{D}_k^\top G^{(k)} \mathcal{D}_k} = \frac{\mathcal{D}_k^\top [G^{(k)}]^2 \mathcal{D}_k}{[1 + (t_n + 1) \mathcal{D}_k^\top G^{(k)} \mathcal{D}_k] \mathcal{D}_k^\top G^{(k)} \mathcal{D}_k} = O(n^{-2}).$$

Thus, to show that the ℓ -th absolute moment of the first term in the second line of (136) for $t = n^2$ is $O(1)$, it suffices to show that the ℓ -th absolute moment of $\sum_{k=1}^p (\mathbb{E}_k - \mathbb{E}_{k-1}) \frac{\mathcal{D}_k^\top [G^{(k)}(\infty)]^2 \mathcal{D}_k}{\mathcal{D}_k^\top G^{(k)}(\infty) \mathcal{D}_k}$ is $O(1)$, and that this bound also holds for the second term in the second line of (136) for $t = t_n = \Omega(n^2)$.

Denoting $\zeta_k = [\mathcal{D}_k^\top G^{(k)}(\infty) \mathcal{D}_k]^{-1}$ and $b_k = [m^{-1} \text{tr} G^{(k)}(\infty)]^{-1}$, we have

$$\begin{aligned}
& \mathbb{E} \left| \sum_{k=1}^p (\mathbb{E}_k - \mathbb{E}_{k-1}) \frac{\mathcal{D}_k^\top [G^{(k)}(\infty)]^2 \mathcal{D}_k}{\mathcal{D}_k^\top G^{(k)}(\infty) \mathcal{D}_k} \right|^\ell \\
&= \mathbb{E} \left| \sum_{k=1}^p (\mathbb{E}_k - \mathbb{E}_{k-1}) \left[(\zeta_k - b_k) \mathcal{D}_k^\top [G^{(k)}(\infty)]^2 \mathcal{D}_k + b_k \mathcal{D}_k^\top [G^{(k)}(\infty)]^2 \mathcal{D}_k \right] \right|^\ell \\
&\leq \mathbb{E} \left(\sum_{k=1}^p \left| (\mathbb{E}_k - \mathbb{E}_{k-1}) \left[(\zeta_k - b_k) \mathcal{D}_k^\top [G^{(k)}(\infty)]^2 \mathcal{D}_k + b_k \mathcal{D}_k^\top [G^{(k)}(\infty)]^2 \mathcal{D}_k \right] \right|^2 \right)^{\ell/2} \\
&\leq Cp^{\ell/2-1} \sum_{k=1}^p \left(\mathbb{E} |\zeta_k - b_k|^\ell + \mathbb{E} \left| \mathcal{D}_k^\top [G^{(k)}(\infty)]^2 \mathcal{D}_k - m^{-1} \text{tr}[G^{(k)}(\infty)]^2 \right|^\ell \right) = O(1),
\end{aligned}$$

where the second step uses the Burkholder inequality, the third step uses that $\mathcal{D}_k^\top [G^{(k)}(\infty)]^2 \mathcal{D}_k$ and b_k are bounded with high probability, and the last step uses Lemma 6.26. The ℓ -th moment of the second term in (136) is also $O(1)$, which can be checked following the same argument as above. Thus, we conclude that $\mathbb{E} |m^{-1} \text{tr} G(\infty) - m^{-1} \mathbb{E} \text{tr} G(\infty)|^\ell = O(m^{-\ell})$. The non-proportional limit case can be studied similarly, and we conclude (135).

By a similar strategy, we can show that the ℓ -th absolute moment of the second term in (115) is $O(m^{-\ell/2})$. Therefore, we conclude the proof of the second bound. \square

6.17 Proof of Proposition 6.15

We first consider the proportional limit case in Condition 6.17 and assume $\iota_n = m/n \rightarrow \Xi \in (0, 1)$, $\gamma_n = p/n \rightarrow \gamma \in [0, \Xi)$. Recalling that $a_n = \Lambda_n^{-1} V_n^\top c / \|\Lambda_n^{-1} V_n^\top c\|$, we have

$$\begin{aligned}
c^\top (X_n^\top S_{m,n}^\top S_{m,n} X_n)^{-1} c / \|c^\top V \Lambda_n^{-1}\|^2 &= \iota_n a_n^\top [U^\top Z^\top (ZZ^\top)^{-1} ZU]^{-1} a_n \\
&= {}_d \iota_n e_1^\top [Z_1^\top (ZZ^\top)^{-1} Z_1]^{-1} e_1 \xrightarrow{P} \frac{\Xi(1-\gamma)}{\Xi-\gamma}
\end{aligned} \tag{137}$$

where $Z_1 = ZU$, $Z_2 = ZU_\perp$ and the last step follows from (103). Thus, we estimate $c^\top (X_n^\top X_n)^{-1} c = \|c^\top V \Lambda_n^{-1}\|^2$ by

$$\frac{(\iota_n - \gamma_n)}{\iota_n(1 - \gamma_n)} c^\top (X_n^\top S_{m,n}^\top S_{m,n} X_n)^{-1} c. \tag{138}$$

Recalling the proof of Proposition 3.5, $\|H(X_n, S_{m,n}) S_{m,n} y_n\|^2$ is the sum of the terms in (78). Moreover, due to Lemma 6.23, (79) holds and $I_2 = o_P(1)$. Recalling the notation B defined before, and $ZZ^\top = B + Z_2 w w^\top Z_2^\top$, we find

$$\begin{aligned}
I_3 &= {}_d \iota_n^{-1} \|\underline{y}_n\|^2 \cdot w^\top Z_2^\top (ZZ^\top)^{-1} Z_1 [Z_1^\top (ZZ^\top)^{-1} Z_1]^{-1} Z_1^\top (ZZ^\top)^{-1} Z_2 w \\
&= \iota_n^{-1} \|\underline{y}_n\|^2 \chi_n^2 w^\top T_2^\top [Z_1^\top (ZZ^\top)^{-1} Z_1]^{-1} T_2 w \\
&= \iota_n^{-1} \|\underline{y}_n\|^2 \chi_n^2 w^\top T_2^\top [Z_1^\top B^{-1} Z_1 - \chi_n T_2 w w^\top T_2^\top]^{-1} T_2 w \\
&= \iota_n^{-1} \|\underline{y}_n\|^2 \chi_n^2 \frac{h_n}{1 - h_n \chi_n} \xrightarrow{P} \|\underline{y}_n\|^2 \frac{\gamma(1-\Xi)}{\Xi(1-\gamma)}.
\end{aligned}$$

Since $\|S_{m,n}y_n\|^2$ is a ratio-consistent estimator of $\|y_n\|^2$, $\|\underline{y}_n\|^2$ can be estimated by

$$\frac{\iota_n(1-\gamma_n)}{\iota_n-\gamma_n}\|(I-H(X_n, S_{m,n}))S_{m,n}y_n\|^2.$$

Moreover, $\|X_n\beta_n\|^2 = \|\tilde{y}_n\|^2 = y_n^\top X_n(X_n^\top X_n)^{-1}X_n^\top y_n$ can be estimated by

$$\frac{\iota_n-\gamma_n}{\iota_n(1-\gamma_n)}\hat{\beta}_{m,n}^{(\text{pa})\top}\tilde{X}_m^\top\tilde{X}_m\hat{\beta}_{m,n}^{(\text{pa})}$$

following an argument similar to the one that leads to (138).

In the non-proportional limit case, using steps similar to (137) and by (109), we find that

$$\lim_{m\rightarrow\infty}\frac{\iota_n-\gamma_n}{\iota_n}c^\top(X_n^\top S_{m,n}^\top S_{m,n}X_n)^{-1}c/\|c^\top V\Lambda_n^{-1}\|^2\rightarrow 1.$$

Therefore a ratio-consistent estimator of $c^\top(X_n^\top X_n)^{-1}c$ is given by

$$\frac{\iota_n-\gamma_n}{\iota_n}c^\top(X_n^\top S_{m,n}^\top S_{m,n}X_n)^{-1}c.$$

Next to obtain a ratio-consistent estimator of $\|\varepsilon_n\|^2$, we determine the limit of the multi-run plug-in estimator first, similar to the proportional limit case. We still have (79) and $I_2 = o_P(1)$ by Lemma 6.23. Moreover, we have $I_3 = o_P(1)$, by using $\chi_n - \frac{m}{n-m} \xrightarrow{a.s.} 0$ and $h_n \xrightarrow{a.s.} 0$, which have been proved in Section 6.16.3. It follows that $\|y_n\|^2$ can be estimated ratio-consistently by $\|\tilde{\varepsilon}_n\|^2$.

Therefore we conclude that σ_n^2 can be estimated ratio-consistently by $(m-p)^{-1}m \cdot c^\top(\tilde{X}_m^\top\tilde{X}_m)^{-1}\|\tilde{\varepsilon}_n\|^2$. Indeed the result in the proportional limit case also provides a ratio-consistent estimator, by noting that the additional factor $(n-m)/(n-p)$ converges to one in the non-proportional limit regime, thus we conclude the result regarding the ratio-consistent estimator of σ_n^2 . The non-proportional limit case for partial sketching can also be checked and we omit the details. \square

6.18 Proof of Proposition 6.16

For the sketch-and-solve estimators, by (88), it suffices to show that the expectation of (91) is zero. By the fact that $Z_2w =_d -Z_2w$, it follows readily that $\mathbb{E}[a_n^\top P_1^{-1}P_2w] = -\mathbb{E}[a_n^\top P_1^{-1}P_2w]$, thus $\mathbb{E}[a_n^\top P_1^{-1}P_2w] = 0$.

For the partial sketching estimators, we use the formula at the first step in (115). The mean of the second term is zero because replacing \mathcal{D}_2 with $-\mathcal{D}_2$ changes the sign of that term but does not change the expectation. To analyze the expectation of the first term, letting $\varphi_1 = \mathcal{D}_1^\top R^{(1)}(\infty)\mathcal{D}_1 - m^{-1}\text{tr}R^{(1)}(\infty)$, we can write

$$\begin{aligned}\frac{1}{\mathcal{D}_1^\top R(\infty)\mathcal{D}_1} &= 1 + \frac{1}{\mathcal{D}_1^\top R^{(1)}(\infty)\mathcal{D}_1} \\ &= 1 + \frac{1}{m^{-1}\text{tr}R^{(1)}(\infty)} - \frac{\varphi_1}{\mathcal{D}_1^\top R^{(1)}(\infty)\mathcal{D}_1 \cdot m^{-1}\text{tr}R^{(1)}(\infty)} \\ &= 1 + \frac{1}{m^{-1}\text{tr}R^{(1)}(\infty)} - \frac{\varphi_1}{(m^{-1}\text{tr}R^{(1)}(\infty))^2} + \frac{\varphi_1^2}{\mathcal{D}_1^\top R^{(1)}(\infty)\mathcal{D}_1(m^{-1}\text{tr}R^{(1)}(\infty))^2}.\end{aligned}$$

Using Lemma 6.19, we have $\mathbb{E}m^{-1} \text{tr} R^{(1)}(\infty) - (m-p)/(n-m) = O(m^{-1})$. This combines with $\mathbb{E}|\varphi_1|^2 = O(m^{-1})$ implies that $\mathbb{E}[(\mathcal{D}_1^\top R(\infty)\mathcal{D}_1)^{-1}] = (n-p)/(m-p) + O(m^{-1})$. By this and (115), we conclude the proof. \square

Lemma 6.23. *For any sequences $(a_n)_{n \geq 1}$, $(\bar{a}_n)_{n \geq 1}$ of unit norm vectors with $a_n, \bar{a}_n \in \mathbb{R}^n$ for all $n \geq 1$, as $m \rightarrow \infty$ and $n - m \rightarrow \infty$, we have*

$$a_n^\top S_{m,n}^\top S_{m,n} \bar{a}_n - a_n^\top \bar{a}_n \rightarrow_P 0.$$

Proof. We can find an orthogonal matrix O such that $Oa_n = e_1$ and $O\bar{a}_n = c'_1 e_1 + c'_2 e_2$, where $c'_1 = a_n^\top \bar{a}_n$ and $c'_2 = \sqrt{1 - (a_n^\top \bar{a}_n)^2}$. Thus $a_n^\top S_{m,n}^\top S_{m,n} \bar{a}_n = c'_1 e_1^\top S_{m,n}^\top S_{m,n} e_1 + c'_2 e_1^\top S_{m,n}^\top S_{m,n} e_2$. Let $Z = (Z_1, \dots, Z_n)^\top$, $\tilde{Z} = (\tilde{Z}_1, \dots, \tilde{Z}_n)^\top$ be two independent vectors that both contain independent standard normal entries. For a vector $v \in \mathbb{R}^n$ and some $1 \leq m \leq m' \leq n$, we denote $v_{m:m'} = (v_m, \dots, v_{m'})^\top$. We then have the following representation:

$$S_{m,n} e_1 =_d \Xi_n^{-1/2} \frac{Z_{1:m}}{\|Z\|}, \quad S_{m,n} e_2 =_d \Xi_n^{-1/2} \frac{\tilde{Z}_{1:m} - \frac{Z^\top \tilde{Z}}{\|Z\|^2} Z_{1:m}}{\sqrt{\|\tilde{Z}\|^2 - \frac{(Z^\top \tilde{Z})^2}{\|Z\|^2}}}. \quad (139)$$

This follows from the fact that $\iota_n^{1/2} S_{m,n}(e_1, e_2)$ has the same distribution as the first m rows and first two columns of a Haar distributed matrix. Generating the Haar matrix by the Gram-Schmidt process starting from (Z, \tilde{Z}) , the first column is $w_1 = Z/\|Z\|$, and the second is $[\tilde{Z} - (w_1^\top \tilde{Z})w_1]/\|\tilde{Z} - (w_1^\top \tilde{Z})w_1\|$. By taking the first m coordinates, we obtain the representation from (139). Then

$$a_n^\top S_{m,n}^\top S_{m,n} \bar{a}_n =_d c'_1 \iota_n^{-1} \frac{\|Z_{1:m}\|^2}{\|Z\|^2} + c'_2 \iota_n^{-1} \frac{Z_{1,m}^\top \tilde{Z}_{1:m} - Z^\top \tilde{Z} \frac{\|Z_{1:m}\|^2}{\|Z\|^2}}{\|Z\| \sqrt{\|\tilde{Z}\|^2 - \frac{(Z^\top \tilde{Z})^2}{\|Z\|^2}}}.$$

It can be checked that the second term is $o_P(1)$, and the difference of the first term and $c'_1 = a_n^\top \bar{a}_n$ converges in probability to zero. This finishes the proof. \square

6.19 Inference via sketching in linear regression models

Our results so far concerned inference for the least squares parameter β_n , which minimizes the least squares objective $\beta \mapsto \|y_n - X_n \beta\|_2^2$ for the full dataset X_n, y_n . To connect our results to classical statistical inference, we now explore the applicability of our methods to inference on the true *regression parameter* β_n^* in a standard *linear regression model* $y_n = X_n \beta_n^* + \tilde{r}_n$. Here \tilde{r}_n is random noise, and X_n can be either random or deterministic.

We denote by $\hat{\beta}_n^{(o)}$ the ordinary least squares estimator on the full data, i.e., $\hat{\beta}_n^{(o)} = (X_n^\top X_n)^{-1} X_n^\top y_n$. Recalling that $\hat{\beta}_{m,n}^{(s)}$ is the sketched least squares estimator, our previous discussion shows that *conditional* on (X_n, y_n) , $\tau_m \sigma_n^{-1} (c^\top \hat{\beta}_{m,n}^{(s)} - c^\top \hat{\beta}_n^{(o)}) \Rightarrow \mathcal{N}(0, 1)$, where σ_n is a function of (X_n, y_n) . This implies that we also have

$$\tau_m \sigma_n^{-1} (c^\top \hat{\beta}_{m,n}^{(s)} - c^\top \hat{\beta}_n^{(o)}) \Rightarrow \mathcal{N}(0, 1) \quad (140)$$

unconditionally over the randomness in (X_n, y_n) . Now, typical results on inference for the linear regression parameter β_n^* states that under suitable conditions on \tilde{r}_n and X_n , there exists some sequence $(\sigma_n^*)_{n \geq 1}$ such that

$$(\sigma_n^*)^{-1} (c^\top \hat{\beta}_n^{(o)} - c^\top \beta_n^*) \Rightarrow \mathcal{N}(0, 1). \quad (141)$$

See e.g., Van der Vaart (1998); Kosorok (2008); Portnoy (1984, 1985); Lei et al. (2018); Kline et al. (2020). Intuitively, if $\tau_m \sigma_n^* / \sigma_n \rightarrow_P 0$, combining (140) and (141) yields $\tau_m \sigma_n^{-1} (c^\top \hat{\beta}_{m,n}^{(s)} - c^\top \beta_n^*) \Rightarrow \mathcal{N}(0, 1)$. While this seems to align with the crucial condition $\hat{J}_{m,n} \Rightarrow J$ required in our sub-randomization result Corollary 2.3, it does *not* directly imply that sub-randomization is applicable, since $\hat{\beta}_{b,n,i}^{(s)}, i \in [K_{m,n}]$, are not independent, due to the randomness in y_n .

However, we can show that sub-randomization does indeed apply to construct confidence intervals for $c^\top \beta_n^*$ from the sketched data. We illustrate this approach using i.i.d. sketching; it can be naturally extended to encompass Haar sketching and other techniques. See Section 6.19.1 for the proof.

Proposition 6.24 (Inference for linear regression parameters). *Assume (141) and the conditions from Corollary 3.4, and let*

$$L'_{b,m,n}(\Xi) = \frac{1}{K_{m,n}} \sum_{i=1}^{K_{m,n}} I \left(\tau_b \left[c^\top \hat{\beta}_{b,n,i}^{(s)} - c^\top \hat{\beta}_{m,n}^{(s)} \right] \in \Xi \right). \quad (142)$$

If for σ_n^* in (141) and σ_n defined in Corollary 3.4, $(\tau_m - \tau_b) \sigma_n^* / \sigma_n \rightarrow_P 0$, then sub-randomization inference has asymptotically correct coverage, i.e., with respect to the randomness in X_n, y_n and $\{S_{b,n,i}, i \in [K_{m,n}]\}$,

$$P_{S_{m,n}, X_n, y_n} \left(c^\top \beta_n^* \in c^\top \hat{\beta}_{m,n}^{(s)} - (\tau_m - \tau_b)^{-1} \Xi'_{L',b,m,n} \right) \rightarrow_P 1 - \alpha.$$

Next, we discuss the conditions under which $(\tau_m - \tau_b) \sigma_n^* / \sigma_n \rightarrow_P 0$ is satisfied. For concreteness, we assume that $\tilde{r}_n = \Gamma_n^{1/2} Z_n$, where $Z_n \in \mathbb{R}^n$ consists of i.i.d. variables with zero mean and unit variance, and $\Gamma_n \in \mathbb{R}^{n \times n}$ is symmetric with $\limsup_n \|\Gamma_n\| < \infty$. Under the condition that, for the standard basis vectors $e_i = (0, \dots, 1, \dots, 0)$ with a unit entry in the j -th coordinate,

$$\frac{\max_{i \in [n]} [c^\top (X_n^\top X_n)^{-1} X_n^\top \Gamma_n^{1/2} e_i]^2}{c^\top (X_n^\top X_n)^{-1} X_n^\top \Gamma_n X_n (X_n^\top X_n)^{-1} c} \rightarrow 0,$$

we have that (141) holds with $\sigma_n^* = [c^\top (X_n^\top X_n)^{-1} X_n^\top \Gamma_n X_n (X_n^\top X_n)^{-1} c]^{1/2}$, as implied by the Hajek-Sidak central limit theorem.

According to Table 1, $\sigma_n \geq (c^\top (X_n^\top X_n)^{-1} c)^{1/2} \|P_{X_n X_n^\top}^\perp \Gamma_n^{1/2} Z_n\|$ holds for both i.i.d. and Haar sketching, where $P_{X_n X_n^\top}^\perp$ denotes the orthogonal projection operator into the orthogonal complement of the space spanned by the eigenvectors of $X_n X_n^\top$. Therefore, a sufficient condition that guarantees $(\tau_m - \tau_b) \sigma_n^* / \sigma_n \rightarrow_P 0$ is $(\tau_m - \tau_b) / \|P_{X_n X_n^\top}^\perp \Gamma_n^{1/2} Z_n\| \rightarrow_P 0$. When X_n and Γ_n satisfy suitable regularity conditions, and sufficiently high moments of the entries of Z_n exist, $\|P_{X_n X_n^\top}^\perp \Gamma_n^{1/2} Z_n\|^2$ will concentrate around $\text{tr}[P_{X_n X_n^\top}^\perp \Gamma_n]$, which is of order $O(n)$. Therefore it suffices to choose m such that $(\tau_m - \tau_b) / n^{1/2} \rightarrow 0$, which is feasible when $p/n \rightarrow 0$. For i.i.d. sketching, it suffices to choose $m, b \rightarrow \infty$ such that $b < m$ and $[(m-p)^{1/2} - (b-p)^{1/2}] / n^{1/2} \rightarrow 0$, for instance, $m = p + 2n^a, b = p + n^a$ for $a \in (0, 1)$.

We expect that the multi-run plug-in and multi-run aggregation methods also work under suitable regularity conditions on the regression model. However, verifying the moment conditions of Theorem 2.4 and 2.6 requires additional work; and as this is not central to our goals, we will not pursue it.

6.19.1 Proof of Proposition 6.24

By Corollary 2.3 and (140), we have

$$P_{S_{m,n}} \left(c^\top \hat{\beta}_n^{(o)} \in c^\top \hat{\beta}_{m,n}^{(s)} - (\tau_m - \tau_b)^{-1} \Xi'_{L,b,m,n} \right) \rightarrow_P 1 - \alpha$$

in $\{S_{b,n,i}, i \in [K_{m,n}], X_n, y_n\}$ -probability. This implies that for any $\varepsilon' > 0$ and $\delta' > 0$, as $m, n, K_{m,n}, b \rightarrow \infty$,

$$\begin{aligned} 1 - \alpha - \varepsilon' &< P_{S_{m,n}} \left(c^\top \hat{\beta}_n^{(o)} \in c^\top \hat{\beta}_{m,n}^{(s)} - (\tau_m - \tau_b)^{-1} (1 - \delta') \Xi'_{L,b,m,n} \right) \\ &< P_{S_{m,n}} \left(c^\top \beta_n^* \in c^\top \hat{\beta}_{m,n}^{(s)} - (\tau_m - \tau_b)^{-1} \Xi'_{L,b,m,n} - (c^\top \hat{\beta}_n^{(o)} - c^\top \beta_n^*) \right) \\ &< P_{S_{m,n}} \left(c^\top \hat{\beta}_n^{(o)} \in c^\top \hat{\beta}_{m,n}^{(s)} - (\tau_m - \tau_b)^{-1} (1 + \delta') \Xi'_{L,b,m,n} \right) < 1 - \alpha + \varepsilon'. \end{aligned} \quad (143)$$

By (141), for any $\varepsilon'_1 > 0$ and $\delta'_1 > 0$, as $m, n \rightarrow \infty$, we eventually have

$$P_{X_n, y_n} \left(|c^\top \hat{\beta}_n^{(o)} - c^\top \beta_n^*| \leq \sigma_n^* (1 + \delta'_1) q_z(1 - \varepsilon'_1/2) \right) \geq 1 - \varepsilon'_1,$$

where $q_z(\alpha)$ denotes the α -th quantile of the standard normal distribution. Moreover, we will show below the claim that for any $\varepsilon'_2, \delta'_2 > 0$, as $b, m, n, K_{m,n} \rightarrow \infty$, the length of the interval $(\tau_m - \tau_b)^{-1} \Xi'_{L,b,m,n}$ is greater than $(\tau_m - \tau_b)^{-1} \sigma_n [q_z(1 - \alpha/2) - \delta'_2]$ with $\{S_{b,n,i}, i \in [K_{m,n}], X_n, y_n\}$ -probability at least $1 - \varepsilon'_2$.

Thus, under the assumption $(\tau_m - \tau_b) \sigma_n^* / \sigma_n \rightarrow_P 0$, for any $\delta' > 0$, there exist $\varepsilon'_1, \delta'_1, \varepsilon'_2, \delta'_2 > 0$, such that in $\{S_{b,n,i}, i \in [K_{m,n}]\}$ -probability, we have

$$P_{S_{m,n}, X_n, y_n} \left((\tau_m - \tau_b)^{-1} \Xi'_{L,b,m,n} \subseteq (\tau_m - \tau_b)^{-1} (1 + \delta') \Xi'_{L,b,m,n} + (c^\top \hat{\beta}_n^{(o)} - c^\top \beta_n^*) \right) \geq 1 - \varepsilon'_1 - \varepsilon'_2.$$

Therefore

$$\begin{aligned} &P_{S_{m,n}, X_n, y_n} \left(c^\top \beta_n^* \in c^\top \hat{\beta}_{m,n}^{(s)} - (\tau_m - \tau_b)^{-1} \Xi'_{L,b,m,n} \right) \\ &\leq P_{S_{m,n}, X_n, y_n} \left(c^\top \beta_n^* \in c^\top \hat{\beta}_{m,n}^{(s)} - (1 + \delta') (\tau_m - \tau_b)^{-1} \Xi'_{L,b,m,n} - (c^\top \hat{\beta}_n^{(o)} - c^\top \beta_n^*) \right) + \varepsilon'_1 + \varepsilon'_2 \\ &< 1 - \alpha + \varepsilon' + \varepsilon'_1 + \varepsilon'_2, \end{aligned}$$

where we use (143) in the second step. It can be similarly verified that

$$P_{S_{m,n}, X_n, y_n} \left(c^\top \beta_n^* \in c^\top \hat{\beta}_{m,n}^{(s)} - (\tau_m - \tau_b)^{-1} \Xi'_{L,b,m,n} \right) > 1 - \alpha - \varepsilon' - \varepsilon'_1 - \varepsilon'_2.$$

Since the above two hold for any $\varepsilon', \varepsilon'_1, \varepsilon'_2 > 0$, we conclude the proof.

Finally we show the above claim. Define the distribution $U'_{b,m,n}(\Xi) = \frac{1}{K_{m,n}} \sum_{i=1}^{K_{m,n}} I(\tau_b [\hat{\beta}_{b,n,i}^{(s)} - \hat{\beta}_n^{(o)}] \in \Xi)$ for any measurable set $\Xi \subset \mathbb{R}$. The confidence intervals derived from $L'_{b,m,n}$ and $U'_{b,m,n}$ have potentially distinct centers, but have an equal length. Moreover, defining $\tilde{U}'_{b,m,n} = \frac{1}{K_{m,n}} \sum_{i=1}^{K_{m,n}} I(\tau_b \sigma_n^{-1} [\hat{\beta}_{b,n,i}^{(s)} - \hat{\beta}_n^{(o)}] \in \Xi)$, due to Corollary 3.4, it can be checked that for any continuity set Ξ of the standard normal distribution J , as $b, n, K_{m,n} \rightarrow \infty$, $\mathbb{E} \left[\tilde{U}'_{b,m,n}(\Xi) | X_n, y_n \right] \rightarrow_P J(\Xi)$ and $\text{Var} \left[\tilde{U}'_{b,m,n}(\Xi) | X_n, y_n \right] \rightarrow_P 0$. This implies that, for any $\varepsilon'_2, \delta'_2 > 0$, the length $|C(U'_{b,m,n})|$ of the confidence interval $C(U'_{b,m,n})$ obtained from $U'_{b,m,n}$ eventually satisfies $P(|C(U'_{b,m,n})| > \sigma_n [q_z(1 - \alpha/2) - \delta'_2]) \geq 1 - \varepsilon'_2$, which concludes the claim. This finishes the proof.

6.19.2 Proof of Theorem 3.8

The iteration (15) can be written as

$$\hat{\beta}_{t,m} - \beta_n = H_t(\hat{\beta}_{t-1,m} - \beta_n), \quad (144)$$

where $H_t = I - (\tilde{X}_{t,m}^\top \tilde{X}_{t,m})^{-1} (X_n^\top X_n)$. Moreover we find that $H_t = V_n \Lambda_n^{-1} [I - (U^\top S_{t,m,n}^\top S_{t,m,n} U)^{-1}] \Lambda_n V_n^\top$. Thus

$$\hat{\beta}_{k,m,n} - \beta_n = -H_k H_{k-1} \cdots H_2 H_1 \beta_n = -V_n \Lambda_n^{-1} \left\{ \prod_{t=k}^1 [I - (U^\top S_{t,m,n}^\top S_{t,m,n} U)^{-1}] \right\} U^\top y_n.$$

Since $I - (U^\top S_{t,m,n}^\top S_{t,m,n} U)^{-1}$ are independent across t , we omit the subscript t and study the limiting distribution of such $p \times p$ symmetric matrices. By the Taylor series expansion of $U^\top S_{m,n}^\top S_{m,n} U \mapsto (U^\top S_{m,n}^\top S_{m,n} U)^{-1}$ at I_p , we find

$$\begin{aligned} & I_p - (U^\top S_{m,n}^\top S_{m,n} U)^{-1} \\ &= (U^\top S_{m,n}^\top S_{m,n} U - I_p) - (I_p - U^\top S_{m,n}^\top S_{m,n} U)^2 (U^\top S_{m,n}^\top S_{m,n} U)^{-1} \\ &= U^\top (S_{m,n}^\top S_{m,n} - I_p) U + O_P\left(\frac{1}{m}\right). \end{aligned}$$

Denote the matrix formed by the upper triangular part of $U^\top (S_{m,n}^\top S_{m,n} - I_p) U$ by Ω_n . We conclude the proof by showing that the entries of Ω_n , viewed as a $p(p+1)/2$ -dimensional random vector, tend to a $p(p+1)/2$ -dimensional Gaussian vector with mean zero and covariance given by g .

Letting $W = (w_{ij})_{i,j \in [p]}$ be an upper triangular matrix, we study

$$\text{tr } W^\top \Omega = \sum_{1 \leq i \leq j \leq p} w_{ij} U_{:i}^\top (S_{m,n}^\top S_{m,n} - I_p) U_{:j}. \quad (145)$$

Denoting the k -th row of $S_{m,n}$ by s_k , (145) is the average of m i.i.d. random variables

$$m s_k^\top \left(\sum_{1 \leq i \leq j \leq p} w_{ij} U_{:j} U_{:i}^\top \right) s_k - \text{tr } W,$$

for $k \in [m]$. The mean of the variable defined in (145) is zero, and by Lemma 6.25 its variance is

$$\begin{aligned} & (\kappa_4 - 3) \sum_{\ell=1}^n \left(\sum_{1 \leq i \leq j \leq p} w_{ij} U_{\ell,i} U_{\ell,j} \right)^2 \\ &+ \text{tr} \left[\left(\sum_{1 \leq i \leq j \leq p} w_{ij} U_{:j} U_{:i}^\top \right) \left(\sum_{1 \leq i \leq j \leq p} w_{ij} U_{:i} U_{:j}^\top \right) \right] + \text{tr} \left[\left(\sum_{1 \leq i \leq j \leq p} w_{ij} U_{:j} U_{:i}^\top \right)^2 \right] \\ &=: \sum_{1 \leq i_1 \leq j_1 \leq p} \sum_{1 \leq i_2 \leq j_2 \leq p} w_{i_1 j_1} w_{i_2 j_2} g_n(i_1, j_1, i_2, j_2). \end{aligned} \quad (146)$$

Since the limits of the above-defined g_n are g , we conclude the asymptotic joint normality of the entries of Ω_n by the Cramer-Wold device.

6.20 Computational cost and practical hyperparameter

6.20.1 Computational cost

We compare the computational cost of various methods in the least squares case. We focus on *Hadamard sketching*, for which computing $S_{m,n}X_n$ is usually faster than for i.i.d. sketching, and which is often considered a gold standard in randomized matrix computations (Woodruff, 2014; Martinsson and Tropp, 2020). While our theoretical results do not consider this method, our experiments show that its behavior closely matches that of the uniform orthogonal sketches (Section 6.15).

The cost is measured in terms of standard floating point operations (flops) using standard matrix multiplication algorithms. These are worst-case flop counts (i.e., computation may be faster in certain cases, and especially in structured settings such as with sparse data), and do not take constants into account. However, for simplicity, we use them to measure computational cost.

The original data (X_n, y_n) can be viewed as an $n \times (p+1)$ matrix, and the sketched data $(\tilde{X}_{m,n}, \tilde{y}_{m,n})$ is an $m \times (p+1)$ matrix. Then the number of flops for performing Hadamard sketching using the Fast Fourier Transform is $O(np \log_2 n + mp^2)$, where $O(np \log_2 n)$ accounts for computing $\tilde{X}_{m,n}$, and $O(mp^2)$ for computing $\tilde{X}_{m,n}^\top \tilde{X}_{m,n}$ and its inverse. This is the cost of obtaining *the preliminary estimator* $\hat{\beta}_{m,n}$. Since the user of our methods may compute such an estimator even before considering confidence intervals, we can study this as a separate computational cost. The estimator is then used to obtain the centering of the confidence interval by the pivotal, sub-randomization, and multi-run plug-in methods. For inference by multi-run aggregation, the preliminary estimator is a b -dimensional sketch, and hence the preliminary cost is of order $O(np \log_2 n + bp^2)$.

After computing the preliminary estimator $\hat{\beta}_{m,n}$ or $\hat{\beta}_{b,n}$, we refer to the time required to obtain the confidence interval as the *cost of inference*. The pivotal method requires estimating the asymptotic variance by using estimators from Theorem 6.13, which takes $O(mp^2)$ flops. The sub-randomization, multi-run plug-in, and inference by multi-run aggregation methods rely on K independent samples of size $b < m$. These three methods offer the advantage of straightforward parallelization in a parallel computing environment. Such environments are typical in modern high performance computing such as in cloud computing. Thus, we distinguish two types of computational costs of inference: one where the repeated sketch-and-solve computations are done sequentially (referred to as *inference*), and one where they are performed in parallel (referred to as *parallel inference*). Table 7 summarizes the cost of the proposed methods.

Table 7: Computational cost (order of magnitude of flops) of several methods for inference using sketch-and-solve least squares regression. All methods use Hadamard sketching matrices.

	preliminary	inference	parallel inf.
full OLS	-	np^2	-
pivotal	$np \log_2 n + mp^2$	mp^2	mp^2
sub-randomization	$np \log_2 n + mp^2$	$Knp \log_2 n + Kbp^2$	$np \log_2 n + bp^2$
multi-run plug-in	$np \log_2 m + mp^2$	$Knp \log_2 n + Kbp^2$	$np \log_2 n + bp^2$
aggregation	$np \log_2 n + bp^2$	$Knp \log_2 n + Kbp^2$	$np \log_2 n + bp^2$

6.20.2 Practical hyperparameter selection and larger-scale experiment

Comparison of running time with equal CI length. Given several inference methods for sketched least squares, it is crucial to determine which approach is most effective in a given setting. To address this question, we compare the computational efficiency of these methods under the condition that their confidence interval lengths are asymptotically of the same order.

We consider the asymptotic regime where $p = n^{c_1}$ for some $c_1 \in (0, 1)$. Although sub-randomization is not the optimal method in terms of length according to Table 6, it produces confidence intervals with length asymptotically equal to those of the pivotal method if $\tau_b/\tau_m \rightarrow 0$. If $m = n^{c_2}$ for some $c_2 \in (c_1, 1)$, choosing b such that $b/n^{c_2} \rightarrow 0$ achieves this. A reasonable choice is $b = 2n^{c_1}$ according to Section 6.22.2. To equate the length of confidence intervals of multi-run aggregation with that of the pivotal method, one can set $K = (\tau_m/\tau_b)^2 = (m-p)(n-b)/[(n-m)(b-p)]$. This equals $0.5n^{c_2-c_1}(1+o(1))$ for the previously specified hyperparameters.

With these hyperparameters equalizing the lengths of confidence intervals, we can compare the computational cost of the proposed inference methods. This comparison reveals that the pivotal method is the most efficient among the proposed methods. However, if parallel inference is allowed, the other methods can serve as alternatives or even outperform the pivotal method when $c_1+c_2 > 1$; in which case $n^{c_2+2c_1} \gg n^{1+c_1} \log_2 n + 2n^{3c_1}$.

Table 8: Computational cost (order of magnitude of flops) of several methods for inference using sketch-and-solve least squares regression. All methods use Hadamard sketching matrices and produce confidence intervals of asymptotically equal length. Using parametrization: $p = n^{c_1}$, $m = n^{c_2}$, $b = 2n^{c_1}$, $K = 0.5n^{c_2-c_1}$, $0 < c_1 < c_2 < 1$.

	preliminary	inference	parallel inf.
full OLS	-	n^{1+2c_1}	-
pivotal	$n^{1+c_1} \log_2 n + n^{c_2+2c_1}$	$n^{c_2+2c_1}$	$n^{c_2+2c_1}$
sub-randomization	$n^{1+c_1} \log_2 n + n^{c_2+2c_1}$	$0.5n^{1+c_2} \log_2 n + n^{c_2+2c_1}$	$n^{1+c_1} \log_2 n + 2n^{3c_1}$
multi-run plug-in	$n^{1+c_1} \log_2 n + n^{c_2+2c_1}$	$0.5n^{1+c_2} \log_2 n + n^{c_2+2c_1}$	$n^{1+c_1} \log_2 n + 2n^{3c_1}$
aggregation	$n^{1+c_1} \log_2 n + 2n^{3c_1}$	$0.5n^{1+c_2} \log_2 n + n^{c_2+2c_1}$	$n^{1+c_1} \log_2 n + 2n^{3c_1}$

Wall-clock time for the pivotal and sub-randomization methods. To gain practical insights on how to choose the tuning parameters of the proposed methods for larger data sets with millions of datapoints or even more, it is crucial to understand the wall-clock time and the order of the number of flops summarized in Tables 7 and 8.

We thus perform a larger-scale experiment on two environments: a high performance cluster computing (HPCC) platform with 64 Intel Xeon E5-2667 v2 3.30GHz CPU cores and 512GB of RAM per node, and a 2 x Intel Xeon Gold 6448Y (32 cores) CPU with 1024GB RAM, using R version 4.4.0. By varying the sample size n and dimension p , we empirically observe the wall-clock time of full least squares to be C_0np^2 , and that of generating a matrix-vector product $S_{m,n}X_n$ (using Hadamard sketching) to be $C_1C_0np \log_2 n$, where C_0, C_1 are hardware-dependent constants. In our experiments on the above systems, we find C_1 to be between 2 to 20 by comparing the time for generating $S_{m,n}X_n$ with that for solving least-squares. This is close to the analysis based on flops.

The total running time of pivotal inference is $C_1C_0np \log_2 n + (1+C_2)C_0mp^2$, taking into account the time $C_2C_0mp^2$ used to estimate asymptotic variance into consideration, where C_2 is another hardware-dependent constant between 1/3 to 1/2 in our experiments. Therefore the ratio of the

pivotal method's running time to that of full least squares is $C_1 \log_2 n/p + (1 + C_2)(m/n)$.

The total running time of sub-randomization is $C_1 C_0 (K+1)np \log_2 n + C_0(m+Kb)p^2$. Therefore, the ratio of the running time of sub-randomization to that of full least squares is upper bounded by

$$\frac{C_1(K+1) \log_2 n}{p} + \frac{m+Kb}{n}. \quad (147)$$

By choosing $b = 2p$, the largest improvement happens roughly when $p \approx n^{1/2}$, and the upper bound becomes

$$\frac{C_1[(K+1) \log_2 n + K]}{n^{1/2}} + \frac{m}{n}.$$

More generally, if $p = n^{c_1}$ for some $c_1 \in (0, 1)$, by choosing $b = 2n^{c_1}$, $m = n^{c_2}$ with $c_1 < c_2 < 1$, and $K = 100$, sub-randomization takes roughly $100C_1 n^{c_1-1} + 100C_1 n^{-c_1} + n^{c_2-1}$ the fraction of time of full least squares. For the first two terms, if the best case is $c_1 = 1/2$, leading to an improvement of $200C_1 n^{-1/2} + n^{c_2-1}$. The benefit in terms of the running time becomes more pronounced for a larger sample size. To get an improvement, we need $n \geq (200C_1)^2$ and $p \geq 200C_1$.

To implement Hadamard sketching, the sample size of the data matrix should be a power of two. This can be achieved by padding the data matrix with zeros, and the running time of generating $S_{m,n}X_n$ is thus $C_0 C_1 \tilde{n} p \log_2 \tilde{n}$, where $\tilde{n} = 2^{\lceil \log_2 n \rceil}$. Here $\lceil x \rceil$ is the smallest integer that is greater than x . Therefore, in the worst case, i.e., if $n = 2^k + 1$ for some constant k , the wall-clock time for generating sketching is $2C_0 C_1 np \log_2 n$, which doubles the first term in (147).

With these choices of b and m , the lengths of confidence intervals obtained via pivotal and sub-randomization are at most $m^{-1/2} \sigma_{\min}(X_n)^{-1} \|\varepsilon_n\|$, as can be inferred from Lemma 6.14. Simulations in Section 6.22.4 demonstrate the accuracy of Lemma 6.14 in predicting the performance of Hadamard sketching.

Details of the larger experiment in Table 2. The matrix X_n is generated with i.i.d. standard normal entries, while $y_n = X_n b_n + \mathcal{E}_n$, where $b_{n,i} = i/p$ for all $i \in [p]$, and \mathcal{E}_n consists of i.i.d. standard normal variables. We take $n = 10^6$, $p = 2 \cdot 10^3$, $m = 3 \cdot 10^5$, $b = 4 \cdot 10^3$, $K = 20$, and consider inference for the last coordinate of the full least squares solution. We choose m so that it achieves a balance between time and accuracy, where computing the preliminary estimator takes approximately 1/3 of the time required for the full least-squares estimator, while maintaining good precision with an error smaller than 0.01. This choice of m results in similar times for sub-randomization and for pivotal inference, i.e., the inference time of pivotal inference is smaller than the inference time of sub-randomization, but longer than the parallel inference time of sub-randomization.

Solving the full least squares problem takes 1571.17 seconds with a standard deviation of 65.45 seconds based on 10 replications. The experimental results are consistent with the results from Table 7 in terms of both the running times and the lengths of the intervals. The pivotal method is the fastest among all proposed methods. The performance of sub-randomization, multi-run plug-in, and multi-run aggregation are almost identical in terms of running time. As the difference in the implementation of these three methods lies in how the sketched solutions are used, the running time of this part is negligible. Consequently, the times recorded in Table 2 for multi-run plug-in and multi-run aggregation are the same as those for sub-randomization.

6.20.3 Data access and communication cost

Data access, loading and communication—which we will generally refer to as communication costs—are a crucial component of computational efficiency. We expect that generating K “small” sketches (storing and loading them) may increase the communication cost. However, we will show that this increase can be significantly lowered compared to the naive approach that accesses the data K times, where the cost scales linearly with K . We will develop algorithms to show that in some cases, even when the original data is too large to fit in RAM, the communication and data loading cost can be comparable to that involved in generating a single sketch.

We consider sketched least squares with Hadamard sketching as an example. First we will discuss the communication cost of generating K sketches, and then we will discuss the additional communication cost required for solving K instances of sketched least squares problems. We think of these two steps as being performed sequentially.

Communication cost of generating K sketches. We consider the communication costs of generating K sketches of size $b \times p$ of the data matrix $X \in \mathbb{R}^{n \times p}$ for various RAM memory budgets. This data matrix is stored on the hard drive, and must be loaded into memory for computation. The outcome vector can be included in this analysis by increasing p to $p + 1$. Let M denote the available RAM (random access memory), say in bytes. The loading cost refers to the total amount of data that must be transferred between the disk and RAM. We will determine communication cost up to constant orders that do not depend on any problem parameters, such as n, p, b, K . Table 9 summarizes our results.

Table 9: Memory requirements and communication costs for generating K sketches. Here $q \in \{1, \dots, p\}$ is determined by the available memory.

Memory (M) Available	Loading Cost	# R/W Steps
$M \geq np + Kbp$	np	1
$np + Kbp > M \geq nq + Kbp$	np	$\frac{p}{q}$
$nq + Kbp > M \geq nq + bq$	$Kbp + np$	$(K + 1)p/q$

There are several cases to consider, depending on how much memory M we have compared to the size $n \times p$ of the data, the sketch sample size b , the number of sketches K .

Case 1. $M \geq np + Kbp$: In this case, the term np guarantees that X can be loaded into memory, and the term Kbp guarantees that all K sketches can be stored in RAM after generating them. Therefore the loading cost is np (load X) and the number of R/W (read and write) steps is one. We consider each R/W step to be associated with a fixed cost, in addition to the cost of loading the associated data, which we consider to scale linearly with the size of the data.

Case 2. $M \in [nq + Kbp, np + Kbp)$: Fix some positive integer $q > 0$. We consider a setting where the memory is less than $np + Kbp$, but is still relatively large, and specifically $M \geq nq + Kbp$. Thus, the amount of available memory is parametrized by q ; i.e., if we have at least $n + Kbp$ memory, we can choose $q = 1$, if we have at least $2n + Kbp$ memory, we can choose $q \in \{1, 2\}$. In general, if we have more memory, we can choose q to be larger, which we will show below to require fewer R/W steps.

Assume p is a multiple of q for simplicity, and consider the partitioning of the matrix $X = [X_1, \dots, X_{p/q}]$ where each $X_i \in \mathbb{R}^{n \times q}$ is a subset of q columns. Our proposed memory-efficient method to generate K sketches is described in Algorithm 2.

Algorithm 2 Memory-efficient computation of K sketches

```
for  $i = 1$  to  $p/q$  do
  Load  $X_i$  into memory  $\triangleright nq$  memory
  for  $j = 1$  to  $K$  do
    Compute  $S_j X_i$   $\triangleright bq$  memory
    Store result either in memory or to disk
  end for
  Delete  $X_i$  from memory
end for
```

We first load the subset X_1 of columns into the memory (requiring nq RAM), and generate all K Hadamard sketches $\{S_j X_1\}_{j=1}^K$ (requiring Kbq RAM). Crucially, generating these K sketches can be performed in memory without the need to load and save X_1 several times—This is the critical observation that ensures that sketching does not have an overly large communication cost. Since we have memory $M \geq nq + Kbp$, we can continue by deleting X_1 , loading X_2 , and calculating the associated sketches $\{S_j X_2\}_{j=1}^K$. Using this approach, we can generate and store all K sketches in memory (in the available Kbp memory) by reading each block of X just once. The additional communication cost requires p/q steps of R/W to transfer the blocks of X from hard disk to RAM, but the total amount of data transferred is just np , the same as in the first case.

Case 3. $M \in [n+b, nq + Kbp)$: Suppose we have RAM equal to $M = (n+b)q$, for some positive integer $1 \leq q < Kp$. Then, we cannot store all sketches in memory. However, we can still load the first q columns of X , denoted as X_1 , into RAM (taking nq memory). We can also compute its first sketch $S_1 X_1$, of size bq , and store it in RAM. This data fills up the RAM¹² so the $b \times q$ matrix $S_1 X_1$ must be written back to the disk to make space in memory for the second sketch $S_2 X_1$. We repeat this for all K sketches, and then iterate over all p/q blocks of columns. Using this approach, the total data transfer between the hard disk and RAM is $(Kb + n)p$, and the number of R/W steps required is $(K + 1)p/q$.

Variants of this last algorithm that keep a certain number of sketches in memory are also possible, and they can reduce the number of R/W steps. For instance we can compute L sketches at a time if we have at least $nq + qLb$ memory, reducing the number of R/W steps to $(\lceil K/L \rceil + 1)p/q$.

Now we compare the data access and loading costs for generating K sketches in the various cases of memory availability. When memory is unlimited (Case 1 above), we need to load np bytes. When memory is constrained, consider the worst case above (Case 3), and specifically that we only have $n + b$ memory available. In that case, we need to load $(n + Kb)p$ bytes. Thus, data loading costs increase by a factor of

$$\frac{(n + Kb)p}{np} = 1 + \frac{Kb}{n}.$$

This ratio is often very close to unity. Indeed, as we discussed in Section 6.22.2, $K = 100$ is a good choice, and b can be taken as $2p$; so that the increase in loading cost is $1 + 200p/n$. This is close to unity if $p \ll n$. For instance, in the large-scale experiment in Table 2 below, $1 + Kb/n = 1.08$. Here sketching increases communication cost by less than ten percent.

Communication cost for solving K sketched least squares problems. Now we turn to discussing the additional communication cost required for solving K instances of sketched least

¹²For Hadamard sketching, although storing n Rademacher variables requires additional memory, this does not affect the order of magnitude of the communication complexity.

squares problems, beyond that required for computing the sketched matrices themselves. Denote by \tilde{X}_b an instance of a $b \times p$ sketched data matrix. For solving the sketched least squares problem, we consider the direct approach that first computes $\tilde{X}_b^\top \tilde{X}_b$, via direct entry-wise matrix multiplication, and then solves the normal equations via standard methods for solving symmetric linear systems.¹³

The results are summarized in Table 10. The table shows the communication costs required for loading data that is required for the above steps under various RAM budgets. Our analysis focuses on obtaining $\{\tilde{X}_{b,i}^\top \tilde{X}_{b,i}\}_{i=1}^K$. However, as above, the outcome vectors can be included in the analysis by increasing p to $p+1$, and this does not change the asymptotic order of magnitude of the results.

We first consider the case when all K sketched data matrices are already loaded in memory. This happens in Case 1 and 2 of the above analysis, and requires memory $M \geq nq + Kbp$ for some positive integer q .

The memory required for computing all K sketched OLS solutions in memory is $Kbp + p^2 + p$. This process requires Kbp memory for the sketched matrices, p^2 memory for the Gram matrices and p memory for the OLS solutions (computed one at a time, and written to disk after computation). We only need to write the K sketched OLS solutions to disk, which amounts to a data access cost of Kp . Thus, this approach is applicable when $M \geq Kbp + \max(p^2 + p, nq)$.

Next we consider the case where we start by having the K sketched matrices $\{\tilde{X}_{b,i}\}_{i=1}^K$, each of size $b \times p$, stored on disk. This happens in Case 3 of the above analysis, and requires memory $M \geq nq + bq$ for some positive integer q .

The sketched matrices need to be loaded to memory. If $M \geq p^2 + bp + p$, we can load $\{\tilde{X}_{b,i}\}_{i=1}^K$ one at a time, compute $\tilde{X}_{b,i}^\top \tilde{X}_{b,i}$, then compute OLS using it. Finally, we can write the result, a vector of size p , back to disk. Repeating these steps K times finishes the computation.

If $p^2 + p + b \leq M < p^2 + bp + p$, we can instead load columns of each sketched data matrix one at a time, taking up b memory. We can compute $\tilde{X}_{b,i}^\top \tilde{X}_{b,i}$ in memory by computing for each column—say v —the matrix vv^\top , and adding them up in memory. Then we can proceed exactly as before. We could also load blocks of columns instead of single columns, but we omit discussing this approach for conciseness.

The full results are presented in Table 10, where we again focus on terms of the largest order.

Table 10: Memory requirements and communication costs for solving K instances of sketched least squares problems.

In Memory	Memory Available	Loading Cost	# R/W
All sketches	$M \geq Kbp + p^2 \vee (nq)$	Kp	1
One sketch at a time	$(nq + bq) \vee (p^2 + bp) \leq M < Kbp + p^2 \vee (nq)$	$K(b+1)p$	K
One column at a time	$(nq + bq) \vee (p^2 + b) \leq M < (nq + bq) \vee (p^2 + bp)$	$K(b+1)p$	$K \cdot b$

An experiment to illustrate Algorithm 1. We conduct an experiment to demonstrate the effectiveness of the memory-efficient computation of K sketches. Using a dense data matrix $X \in \mathbb{R}^{2^{17} \times 100}$ stored on disk, we compare two approaches for generating K sketches. The first is the naive approach that loads the data into RAM K times to generate $S_j X$ for $j = 1, \dots, K$. The second approach is the memory-efficient computation described in Algorithm 2, with a number of blocks chosen as $p/q = 10$.

¹³In practice, using the QR decomposition requires even fewer flops. Our analysis also applies to using the QR algorithm, as that also uses the same order of magnitude of computations.

Figure 6 shows that the loading time for the memory-efficient approach does not scale linearly with K , in contrast to that of the naive approach. The memory-efficient approach is significantly faster than the naive approach. For $K = 100$, the loading time for the naive approach is 27.55 seconds, implying that loading the complete data once takes an average of 0.2755 seconds. The proposed approach is 2.13 seconds, which exceeds 0.2755 due to the increased number of R/W steps.

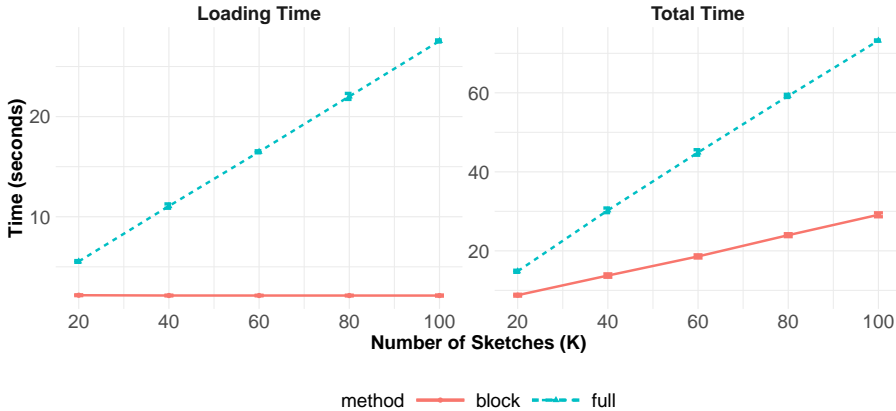


Figure 6: Time for generating K small sketches of size $b = 200$ with $X \in \mathbb{R}^{2^{17} \times 100}$: “Block” refers to the memory-efficient computation of K sketches using data blocking, and “full” represents the naive method requiring loading the full data K times. Loading time indicates the time of loading the data, and total time encompasses both loading and sketch computation.

A complete experiment of sub-randomization to illustrate Algorithm 1. We perform experiments with a dataset of size 130GB on a high performance cluster computing (HPCC) platform with 64 Intel Xeon E5-2667 v2 3.30GHz CPU cores and 512GB of RAM per node, and a 2x Intel Xeon Gold 6448Y (32 cores) CPU with 1024GB RAM, using R version 4.4.0. We can adjust the available RAM to simulate the setting where RAM is limited such that **the large dataset under consideration cannot be stored in fast memory**.

Here the dataset has $n = 4 \cdot 10^6$ and $p = 2,000$. The total wall-clock time for the computing the full least squares solution is 6980.38 seconds and requires more than 130GB of RAM. In contrast, the proposed memory-efficient method requires cca 16GB of RAM when the number of blocks is set to 20. Table 11 summarizes the running time of the sub-randomization method, and so as the other methods that require to generate multiple sketches. We set $m = 3 \cdot 10^5$, $b = 4,000$, and $K = 20$.

The total time required for sub-randomization is 4,020.12 seconds, which is almost twice as fast as computing the full least squares solution, and, importantly, is more memory-efficient. Loading 20 blocks of size $n \times q$ with $q = 100$ takes cca 385 seconds, while generating sketches—including computing \tilde{X}_m —along with K instances of \tilde{X}_b takes cca 3098 seconds, and finally computing $(K+1)$ sketched least squares solutions takes cca 528 seconds.

Table 11: Time for running sub-randomization using a dataset of size 130GB, with $n = 4 \cdot 10^6$, $p = 2,000$, $m = 3 \cdot 10^5$, $b = 4,000$, $K = 20$, and ten Monte Carlo trials.

Time	Total	Loading	Generating Sketches	Sketched LS (m)	K Sketched LS (b)
Mean	4020.12	384.56	3097.45	449.89	78.01
(SD)	(323.43)	(41.02)	(322.75)	(20.04)	(8.24)

6.21 Additional lemmas

Lemma 6.25 (See equation (9.8.6) in Bai and Silverstein (2010)). *Let $X = (X_1, \dots, X_n)$, where X_i , $i = 1, \dots, n$ are i.i.d. real random variables with zero mean and unit variance. Let $A = (a_{ij})_{n \times n}$ and $B = (b_{ij})_{n \times n}$ be two real or complex matrices. Then*

$$\mathbb{E}(X^\top AX - \text{tr} A)(X^\top BX - \text{tr} B) = \left(\mathbb{E}|X_1|^4 - 3\right) \sum_{i=1}^n a_{ii}b_{ii} + \text{tr} AB^\top + \text{tr} AB.$$

Lemma 6.26 (Lemma B.26 of Bai and Silverstein (2010)). *Let $A = (a_{ij})$ be an $n \times n$ nonrandom matrix and $X = (X_1, \dots, X_n)^\top$ be a random vector of independent entries. Assume that $\mathbb{E}X_i = 0$, $\mathbb{E}|X_i|^2 = 1$, and for a given $p \geq 1$, $\mathbb{E}|X_i|^{2p} \leq \nu_{2p}$. Then,*

$$\mathbb{E}|X^\top AX - \text{tr} A|^p \leq C_p \left((\nu_4 \text{tr}(AA^\top))^{p/2} + \nu_{2p} \text{tr}(AA^\top)^{p/2} \right)$$

where C_p depends only on p .

6.22 Additional numerical simulations

6.22.1 Hadamard sketching

We repeat the experiment reported in Figure 7 for data generated from the model in Case 2 to demonstrate that our methods only require mild conditions on X_n and y_n . The results in Figure 8 for Hadamard sketching are similar to those for Case 1.

Two factors account for the phenomenon where the sub-randomization method yields wider confidence intervals but has relatively lower coverage accuracy in Figures 3, 7, and 8. First, Corollary 2.3 and the construction of $L'_{b,m,n}$ in equation (4) imply that the sub-randomization confidence interval is wider than those from the pivotal and multi-run plug-in methods, by a ratio of approximately $\tau_m/(\tau_m - \tau_b)$. This is usually $\sqrt{m}/(\sqrt{m} - \sqrt{b})$ in our examples due to the CLT. More details can be found in Table 6 and the related analysis in Section 4.

Second, even though confidence intervals obtained by the pivotal, sub-randomization, and multi-run plug-in methods are constructed around the same $\hat{\theta}_m$, this value is not necessarily the midpoint of the confidence interval obtained by sub-randomization. Indeed, the two endpoints are determined by the quantiles of the empirical distribution constructed via $\{\hat{\theta}_b\}_{i=1}^K$ and $\hat{\theta}_m$. Moreover, it is known that empirical quantiles tend to be biased estimators of the true population quantiles in finite samples (see e.g., Van der Vaart, 1998). This can result in the method producing non-symmetric/lopsided intervals where one side around $\hat{\theta}_m$ is longer than the other. This can result in the undercoverage of sub-randomization confidence intervals, despite their higher length.

The strong performance of the aggregation method in terms of both confidence interval length and coverage accuracy can be attributed to a relatively large choice of b in that experiment. According to Table 6 and the analysis in Section 4, the ratio of the length of the confidence interval

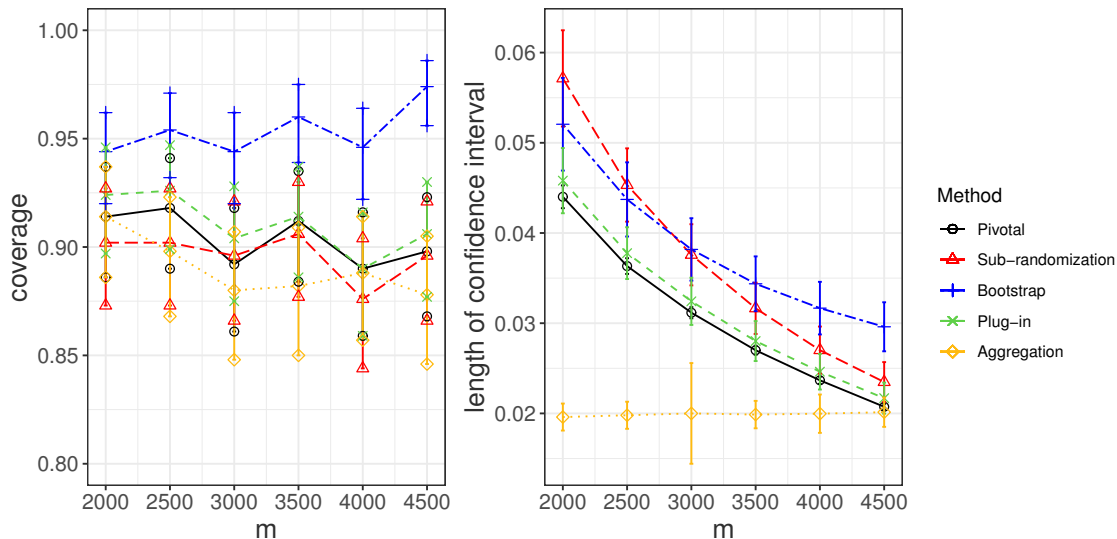


Figure 7: Coverage of various methods and length of the confidence intervals, using the same protocol as in Figure 3 but for Hadamard sketching.

obtained by aggregation to that of the pivotal method is asymptotically, to first order, $K^{-1/2}\tau_m/\tau_b$ (usually \sqrt{m}/\sqrt{bK}), which can be smaller than unity if b and K are sufficiently large. For the large-scale data experiment in Table 2, aggregation does not outperform the other proposed methods in terms of confidence interval length.

6.22.2 Choice of hyperparameters

Choice of b . The size b of the smaller datasets is a crucial tuning parameter when implementing the sub-randomization, multi-run plug-in (Corollary 2.5) and multi-run aggregation methods. The pivotal and bootstrap methods are independent of the choice of b . The left panel in Figure 9 demonstrates the robustness of the proposed inference methods to the choice of tuning parameter b . The middle panel shows that the length of intervals obtained via sub-randomization (resp. multi-run aggregation) is increasing (resp. increasing). Therefore, taking both the length of the confidence interval and running time into consideration, a smaller b is preferred for sub-randomization and multi-run plug-in, while there is a trade-off for aggregation. This finding is consistent with the theoretical analysis from Table 7.

We also conduct a relatively large experiment using empirical data with $n = 480038$ and $p = 417$ in Section 6.22.6. Figure 14 further demonstrates the robustness of the proposed inference methods to the choice of tuning parameter b . The bootstrap also works in this scenario, due to p/n being relatively small. When p/n is small, the influence of b on the running time is negligible, since $np \log_2 n \gg bp^2$. Overall, we suggest using $b = p + 100$ in practice when p is relatively small, and $2p$ if $p > 100$.

Choice of K . Both Figure 10 below and Figure 15 in Section 6.22.6 demonstrate that the coverage accuracy of sub-randomization is more sensitive to the choice of K than that of the multi-

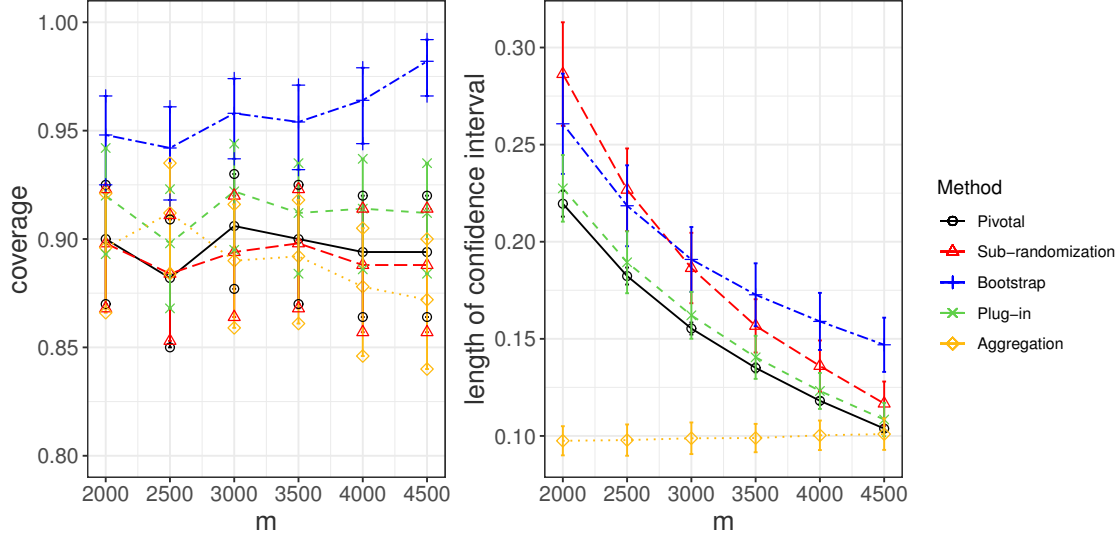


Figure 8: Coverage of various methods and length of the confidence intervals, using the same protocol as in Figure 3 but for Hadamard sketching and data generated from the model in Case 2.

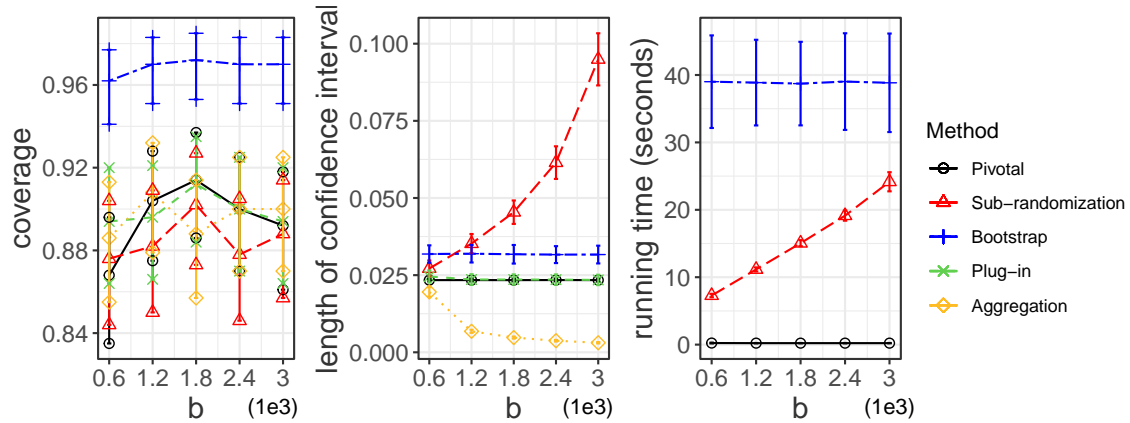


Figure 9: Coverage of various methods and length of the confidence intervals, using nearly the same protocol as in Figure 7, except that m is fixed at 4000 and b varies from 600 to 3000. The running times of inference for sub-randomization, multi-run plug-in, and multi-run aggregation are the same thus the right panel only plots the time for sub-randomization.

run plug-in and multi-run aggregation methods. Taking $K = 20$ provides satisfactory coverage ratios for multi-run plug-in and multi-run aggregation, but sub-randomization is liberal. By taking $K = 40$, the sub-randomization is more accurate, and $K = 100$ is a safe choice. Due to the $K^{-1/2}$ factor in the formula of the length of the confidence interval for multi-run aggregation, there is a clear trade-off between the length and the running time, where the latter is linear in K .

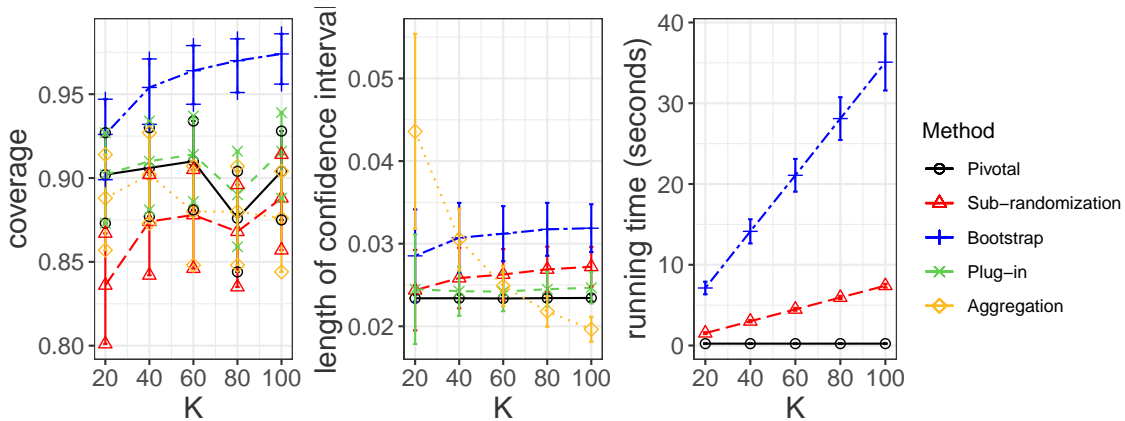


Figure 10: Coverage of various methods and length of the confidence intervals, using nearly the same protocol as in Figure 9, except that b is fixed at 600, and K varies from 20 to 100.

Table 12: Case 2: Coverage of confidence intervals using the pivotal approach, with $p = 500$, $n = 2,000$, and a nominal size $\alpha = 0.05$.

		i.i.d.		Haar		Hadamard		
		m	$c_{(1)}$	$c_{(2)}$	$c_{(1)}$	$c_{(2)}$	$c_{(1)}$	$c_{(2)}$
$\hat{\beta}^{(s)}$	800		0.942	0.938	0.956	0.950	0.930	0.942
	1,000		0.954	0.948	0.940	0.968	0.966	0.948
	1,200		0.964	0.952	0.940	0.960	0.968	0.960
$\hat{\beta}^{(pa)}$	800		0.956	0.954	0.936	0.940	0.940	0.960
	1,000		0.950	0.948	0.940	0.934	0.940	0.952
	1,200		0.958	0.952	0.960	0.948	0.930	0.954

6.22.3 Coverage of the pivotal method for additional settings

Table 12 summarizes the coverage of 95% confidence intervals using the pivotal method. The synthetic data is generated as in Case 2 and the confidence intervals are for linear combinations $c^\top \beta_n$ for the following two choices of the $p \times 1$ vector c :

$$c = c_{(1)} = (1, 0, \dots, 0)^\top, \quad c = c_{(2)} = (1, -1, 0, \dots, 0)^\top.$$

The coverage probabilities are all close to the nominal level of 0.95.

6.22.4 The variances of complete and partial sketching for i.i.d. projections, Hadamard projections, and for sampling

We next compare the asymptotic variances of various sketching methods, as a function of the ratio m/n between the sketch size m and the sample size n . Since uniform subsampling, where each row of $S_{m,n}$ has one coordinate equal to one chosen uniformly at random, can also be viewed as a special type of sketching, we include it here for completeness. Uniform subsampling is fast, but as

we will see, its variance can be larger than that of other forms of sketching. Figures 11 and 12 (the latter in Section 6.22.4) correspond to Case 1 and 2, respectively, with $n = 2,048$, $p = 500$, and 500 independent repetitions for each m .

The theoretical formulas for the asymptotic variances of the Hadamard sketching estimators, denoted by “hadamard_theory”, are motivated by Lemma 6.14 for Haar sketching estimators. They are obtained by heuristically using (85) for the complete sketching estimators, and by heuristically using the following equation for partial sketching estimators:

$$\frac{m(n-m)}{(m-p)(n-p)} [\beta_n^\top X_n^\top X_n \beta_n c^\top (X_n^\top X_n)^{-1} c + (c^\top \beta_n)^2]. \quad (148)$$

The theoretical asymptotic variances are close to the empirically observed ones. Moreover, in Case 1 (Figure 11), when $R_F^2 = 0.268$, the variances of the complete sketching estimators and partial sketching estimators are similar. In Case 2, when $R_F^2 = 0.998$, complete sketching estimators have smaller variances than partial sketching estimators. This is consistent with the discussion of their relative efficiency in Section 3.1. Finally, uniform subsampling has larger asymptotic variances compared to i.i.d. and Hadamard sketching in both cases.

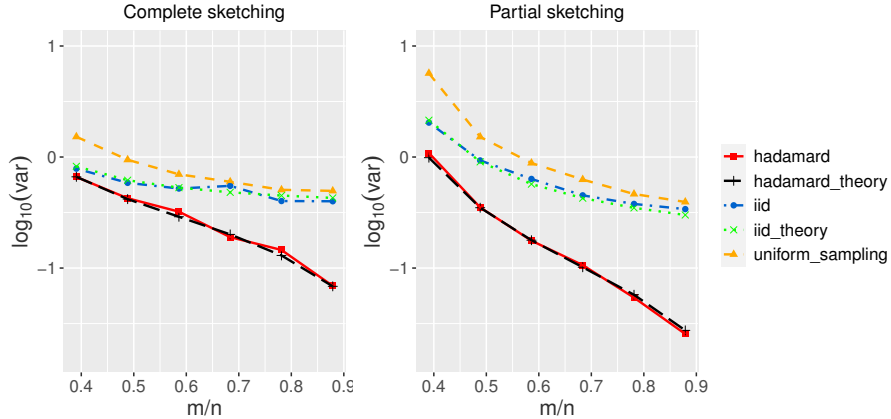


Figure 11: Logarithm of the variance of $\sqrt{m}c^\top \hat{\beta}_{m,n}$ for Case 1, with $p = 500$, $n = 2048$. Here “iid_theory” is obtained from Theorem 3.2, and “hadamard_theory” from (85) and (148), corresponding to complete sketching and partial sketching, respectively.

The variances of sketching estimators for Case 2 are shown in Figure 11.

6.22.5 Empirical data example

We also consider an empirical data example, the Human Genome Diversity Project (HGDP) dataset (e.g., Cann et al., 2002; Li et al., 2008). The purpose of collecting the HGDP data set was to evaluate the diversity in the patterns of genetic variation across the globe. We use the Centre d’Etude du Polymorphisme Humain panel, in which Single Nucleotide Polymorphism (SNP) data were collected for $n = 1,043$ observations representing 51 populations from Africa, Europe, Asia, Oceania and the Americas.

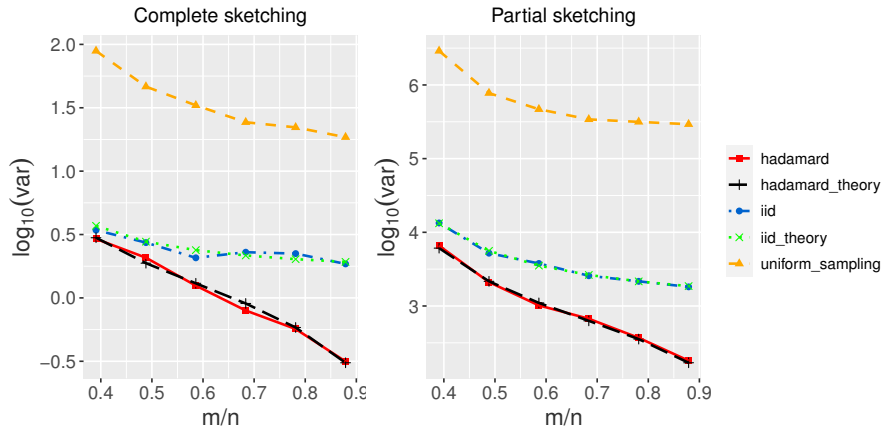


Figure 12: Variances of sketching estimators, as in Figure 11 but for Case 2.

We focus on the SNPs on chromosome 22. We select the first 200 features to form X_n , and the next feature as y_n . Thus we have an $n \times p$ data matrix X_n , where $X_{n,ij} \in \{0, 1, 2\}$ is the number of copies of the minor allele of SNP j in the genome of individual i . We standardize the data SNP-wise, centering each SNP by its mean, and dividing by its standard error. For this step, we ignore missing values. Then, we impute the missing values as zeros, which are also equal to the mean of each SNP. The columns are standardized so that they have a zero mean and a unit variance for each feature.

We take $b = 300, K = 100$ and use Hadamard sketching. Figure 13 shows that the coverage probabilities of all approaches are close to the nominal level 0.9, while the bootstrap is conservative in this case.

6.22.6 Results on a large empirical dataset

We consider a large dataset from IPUMS USA (Ruggles et al., 2022) that collects information on several million workers. The data preprocessing pipeline is available at https://github.com/zxzhang23/inference_rand_algo. We use the datapoints in educational services (industry code 0124) in the year 1940. The response variable of the study is the log hourly wages, and the predictors are categorical variables such as sex, birthplace, and race. Using the one-hot encoding on the categorical variables, we obtain a dataset of 480,038 samples and 417 predictors. We can treat the full count data as a given population, where we would like to use sketching to speed up analysis given its large size. Our goal is to make inferences about the regression parameter of the variable representing individuals who received five years of college education.

Figure 14 demonstrates that the coverage probabilities of all approaches are accurate and robust to the choice of b . In contrast to the high-dimensional case with Hadamard sketching, where the bootstrap is not accurate, the bootstrap also works here as p/n is close to zero.

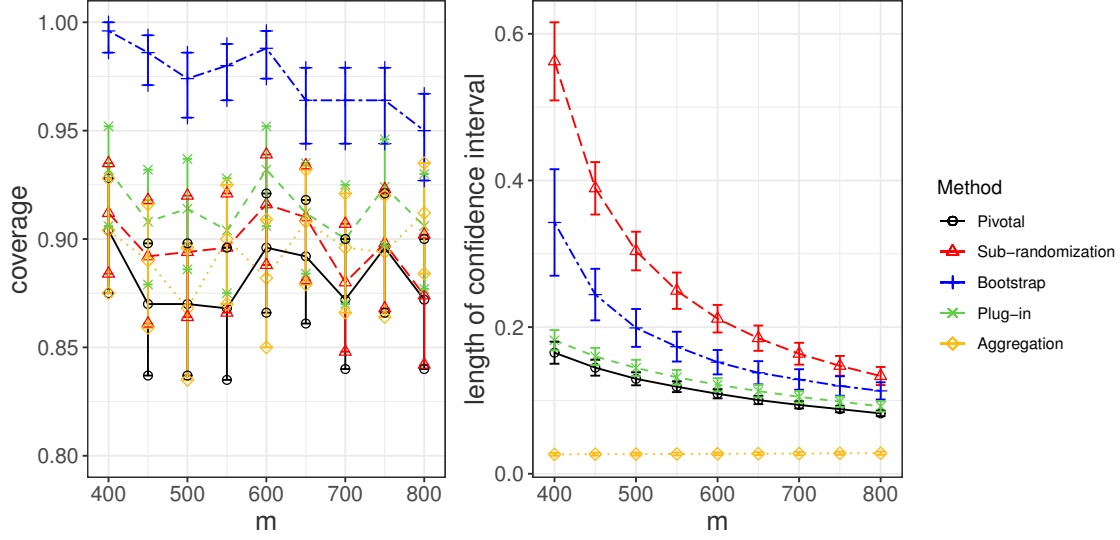


Figure 13: Left: Coverage of 90% intervals for the first coordinate of β_n , and 95% Clopper-Pearson interval for the coverage, in the HGDP data analysis. Right: Length of the confidence intervals. We use sketch-and-solve estimators obtained via Hadamard sketching, with $p = 200, n = 1,043, b = 300, K = 100$ and 500 Monte Carlo trials for each setting.

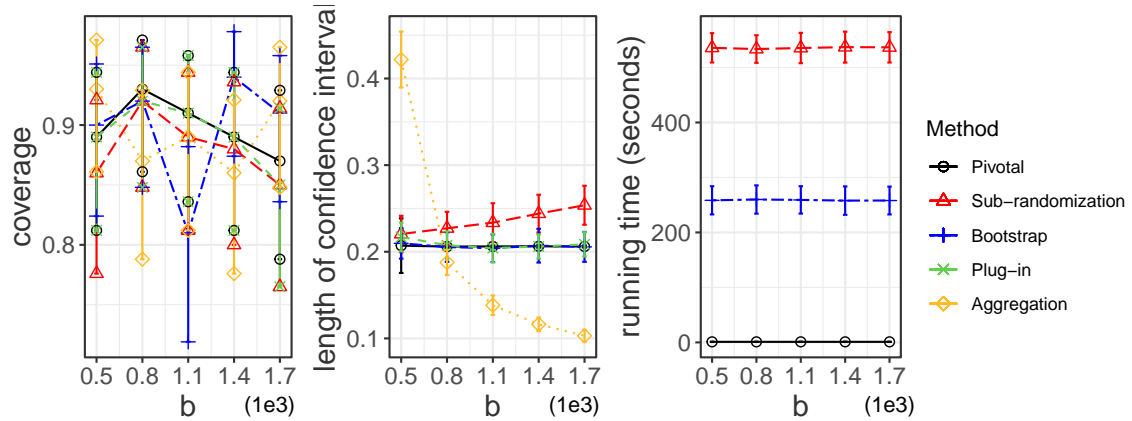


Figure 14: Coverage of various methods, length of the confidence intervals, and running time as functions of b , in the USA survey data analysis. We use sketch-and-solve estimators obtained via Hadamard sketching, with $p = 417, n = 480,038, m = 30,000, K = 100$ and 100 Monte Carlo trials for each setting.

References

D. Achlioptas. Database-friendly random projections. In *Proceedings of the twentieth ACM SIGMOD-SIGACT-SIGART symposium on Principles of database systems*, pages 274–281. ACM, 2001.

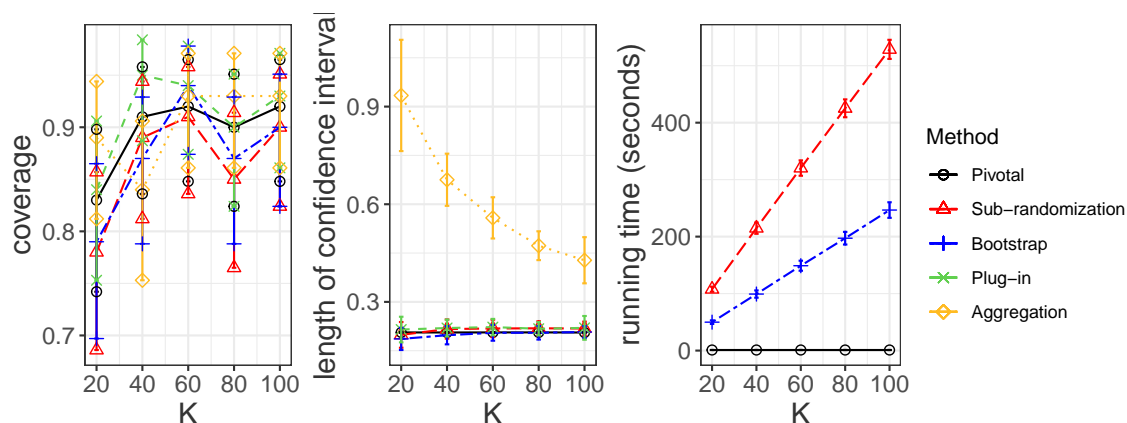


Figure 15: Coverage of various methods, length of the confidence intervals, and running time as functions of K , in the USA survey data analysis. We fix $b = 500$ and the other hyperparameters are the same as in Figure 14.

- B. Agrawalla, K. Balasubramanian, and P. Ghosal. High-dimensional central limit theorems for linear functionals of online least-squares sgd. *arXiv preprint arXiv:2302.09727*, 2023.
- D. C. Ahfock, W. J. Astle, and S. Richardson. Statistical properties of sketching algorithms. *Biometrika*, 108(2):283–297, 2021.
- N. Ailon and B. Chazelle. Approximate nearest neighbors and the fast johnson-lindenstrauss transform. In *Proceedings of the thirty-eighth annual ACM symposium on Theory of computing*, pages 557–563. ACM, 2006.
- T. W. Anderson. *An Introduction to Multivariate Statistical Analysis*. Wiley New York, 2003.
- Z. Bai and J. W. Silverstein. *Spectral analysis of large dimensional random matrices*, volume 20. Springer, 2010.
- J. Baik, J. O. Lee, and H. Wu. Ferromagnetic to paramagnetic transition in spherical spin glass. *Journal of Statistical Physics*, 173:1484–1522, 2018.
- A. Barakat and P. Bianchi. Convergence and dynamical behavior of the adam algorithm for nonconvex stochastic optimization. *SIAM Journal on Optimization*, 31(1):244–274, January 2021.
- A. Barakat, P. Bianchi, W. Hachem, and S. Schechtman. Stochastic optimization with momentum: Convergence, fluctuations, and traps avoidance. *Electronic Journal of Statistics*, 15(2):3892–3947, January 2021.
- K. Basu and R. Mukherjee. Asymptotic normality of scrambled geometric net quadrature. *The Annals of Statistics*, 45(4):1759–1788, 2017.
- D. R. Bellhouse. The central limit theorem under simple random sampling. *The American Statistician*, 55(4):352–357, 2001.
- G. Ben Arous, R. Gheissari, and A. Jagannath. High-dimensional limit theorems for sgd: Effective dynamics and critical scaling. *Advances in Neural Information Processing Systems*, 35:25349–25362, 2022.
- V. Bentkus. A new method for approximations in probability and operator theories. *Lithuanian Mathematical Journal*, 43:367–388, 2003.
- A. Benveniste, M. Métivier, and P. Priouret. *Adaptive algorithms and stochastic approximations*, volume 22. Springer Science & Business Media, 2012.
- P. J. Bickel and A. Sakov. On the choice of m in the m out of n bootstrap and confidence bounds for extrema. *Statistica Sinica*, 18(3):967–985, 2008.

- V. Borkar, S. Chen, A. Devraj, I. Kontoyiannis, and S. Meyn. The ode method for asymptotic statistics in stochastic approximation and reinforcement learning. *arXiv preprint arXiv:2110.14427*, 2021.
- V. S. Borkar. *Stochastic approximation: a dynamical systems viewpoint*, volume 48. Springer, 2009.
- L. Bottou, F. E. Curtis, and J. Nocedal. Optimization methods for large-scale machine learning. *SIAM review*, 60(2):223–311, 2018.
- L. Breiman. Bagging predictors. *Machine learning*, 24:123–140, 1996.
- H. M. Cann, C. De Toma, L. Cazes, M.-F. Legrand, V. Morel, L. Piouffre, J. Bodmer, W. F. Bodmer, B. Bonne-Tamir, A. Cambon-Thomsen, et al. A human genome diversity cell line panel. *Science*, 296(5566):261–262, 2002.
- T. I. Cannings and R. J. Samworth. Random-projection ensemble classification. *Journal of the Royal Statistical Society: Series B (Statistical Methodology)*, 79(4):959–1035, 2017.
- K.-W. Chang, C.-J. Hsieh, and C.-J. Lin. Coordinate descent method for large-scale l2-loss linear support vector machines. *Journal of Machine Learning Research*, 9(7), 2008.
- A. Chaudhuri and H. Stenger. *Survey sampling: theory and methods*. CRC Press, 2005.
- J. Chee, H. Kim, and P. Toulis. “plus/minus the learning rate”: Easy and scalable statistical inference with sgd. In *International Conference on Artificial Intelligence and Statistics*, pages 2285–2309. PMLR, 2023.
- B. Chen and G. Pan. Convergence of the largest eigenvalue of normalized sample covariance matrices when p and n both tend to infinity with their ratio converging to zero. *Bernoulli*, 18(4):1405–1420, 2012.
- H.-f. Chen. Asymptotically efficient stochastic approximation. *Stochastics: An International Journal of Probability and Stochastic Processes*, 45(1-2):1–16, 1993.
- H.-F. Chen. *Stochastic Approximation and Its Applications*. Kluwer Academic Publishers, Boston, MA, 2002.
- S. Chen, Y. Liu, M. R. Lyu, I. King, and S. Zhang. Fast relative-error approximation algorithm for ridge regression. In *UAI*, pages 201–210, 2015.
- X. Chen, J. D. Lee, X. T. Tong, and Y. Zhang. Statistical inference for model parameters in stochastic gradient descent. *Annals of Statistics*, 48(1):251–273, 2020.
- X. Chen, Z. Lai, H. Li, and Y. Zhang. Online statistical inference for stochastic optimization via kiefer-wolfowitz methods. *Journal of the American Statistical Association*, pages 1–24, 2024.
- X. Chen, S. Lee, Y. Liao, M. H. Seo, Y. Shin, and M. Song. Sgmm: Stochastic approximation to generalized method of moments. *arXiv preprint arXiv:2308.13564*, 2023.
- J. T. Chi and I. C. F. Ipsen. A projector-based approach to quantifying total and excess uncertainties for sketched linear regression. *Information and Inference: A Journal of the IMA*, 11(3):1055–1077, 2021.
- A. Chowdhury, J. Yang, and P. Drineas. An iterative, sketching-based framework for ridge regression. In *International Conference on Machine Learning*, pages 988–997, 2018.
- J. Cockayne, C. J. Oates, I. C. Ipsen, and M. Girolami. A bayesian conjugate gradient method (with discussion). *Bayesian Analysis*, 14(3):937–1012, 2019.
- J. Cockayne, I. C. Ipsen, C. J. Oates, and T. W. Reid. Probabilistic iterative methods for linear systems. *J. Mach. Learn. Res.*, 22:232–1, 2021.
- E. Collins-Woodfin, C. Paquette, E. Paquette, and I. Seroussi. Hitting the high-dimensional notes: An ode for sgd learning dynamics on glms and multi-index models. *arXiv preprint arXiv:2308.08977*, 2023.
- D. R. Cox. *Principles of statistical inference*. Cambridge university press, 2006.
- D. R. Cox and D. V. Hinkley. *Theoretical statistics*. CRC Press, 1979.
- J. Cutler, M. Díaz, and D. Drusvyatskiy. Stochastic approximation with decision-dependent distributions: Asymptotic normality and optimality. *Journal of Machine Learning Research*, 25(90):1–49, 2024. URL <http://jmlr.org/papers/v25/22-0832.html>.
- G. Dalal, G. Thoppe, B. Szörényi, and S. Mannor. Finite sample analysis of two-timescale stochastic approximation with applications to reinforcement learning. In *Proceedings of the 31st Conference On Learning Theory*, page 1199–1233. PMLR, July 2018.

- G. Dalal, B. Szorenyi, and G. Thoppe. A tale of two-timescale reinforcement learning with the tightest finite-time bound. *Proceedings of the AAAI Conference on Artificial Intelligence*, 34:3701–3708, April 2020. ISSN 2374-3468. doi: 10.1609/aaai.v34i04.5779.
- D. Davis, D. Drusvyatskiy, and L. Jiang. Asymptotic normality and optimality in nonsmooth stochastic approximation. *arXiv preprint arXiv:2301.06632*, 2023.
- M. Dereziński and E. Rebrova. Sharp analysis of sketch-and-project methods via a connection to randomized singular value decomposition. *arXiv preprint arXiv:2208.09585*, 2022.
- M. Dereziński and M. K. Warmuth. Reverse iterative volume sampling for linear regression. *The Journal of Machine Learning Research*, 19(1):853–891, 2018.
- M. Dereziński, B. Bartan, M. Pilanci, and M. W. Mahoney. Debiasing distributed second order optimization with surrogate sketching and scaled regularization. *arXiv preprint arXiv:2007.01327*, 2020.
- P. Diaconis and D. Freedman. Asymptotics of graphical projection pursuit. *The Annals of Statistics*, 12(3):793–815, 1984.
- A. Dieuleveut, A. Durmus, and F. Bach. Bridging the gap between constant step size stochastic gradient descent and Markov chains. *The Annals of Statistics*, 48(3):1348 – 1382, 2020.
- P. Drineas and M. W. Mahoney. RandNLA: randomized numerical linear algebra. *Communications of the ACM*, 59(6):80–90, 2016.
- B. Efron. Bootstrap methods: Another look at the jackknife. *The Annals of Statistics*, 7(1):1–26, 1979.
- E. N. Epperly and J. A. Tropp. Jackknife variability estimation for randomized matrix computations. *arXiv preprint arXiv:2207.06342*, 2022.
- P. Erdos. On the central limit theorem for samples from a finite population. *Publications of the Mathematical Institute of the Hungarian Academy of Sciences*, 4:49–61, 1959.
- V. Fanaskov. Uncertainty calibration for probabilistic projection methods. *Statistics and Computing*, 31(5):1–17, 2021.
- Y. Fang, J. Xu, and L. Yang. Online bootstrap confidence intervals for the stochastic gradient descent estimator. *Journal of Machine Learning Research*, 19(78):1–21, 2018. URL <http://jmlr.org/papers/v19/fang17-370.html>.
- G. Fort. Central limit theorems for stochastic approximation with controlled markov chain dynamics. *ESAIM: Probability and Statistics*, 19:60–80, 2015.
- A. Frieze, R. Kannan, and S. Vempala. Fast monte-carlo algorithms for finding low-rank approximations. *Journal of the ACM (JACM)*, 51(6):1025–1041, 2004.
- K. J. Galinsky, G. Bhatia, P.-R. Loh, S. Georgiev, S. Mukherjee, N. J. Patterson, and A. L. Price. Fast principal-component analysis reveals convergent evolution of *adh1b* in europe and east asia. *The American Journal of Human Genetics*, 98(3):456–472, 2016.
- F. Götze, A. Naumov, and A. Tikhomirov. Distribution of linear statistics of singular values of the product of random matrices. *Bernoulli*, 23(4B):3067–3113, 2017.
- R. Gower, D. Kovalev, F. Lieder, and P. Richtárik. Rsn: Randomized subspace newton. *Advances in Neural Information Processing Systems*, 32, 2019.
- R. M. Gower and P. Richtárik. Randomized iterative methods for linear systems. *SIAM Journal on Matrix Analysis and Applications*, 36(4):1660–1690, 2015.
- F. R. Guo and R. D. Shah. Rank-transformed subsampling: inference for multiple data splitting and exchangeable p-values. *arXiv preprint arXiv:2301.02739*, 2023.
- A. Gupta and D. Nagar. *Matrix Variate Distributions*, volume 104. CRC Press, 1999.
- N. Halko, P.-G. Martinsson, Y. Shkolnisky, and M. Tygert. An algorithm for the principal component analysis of large data sets. *SIAM Journal on Scientific computing*, 33(5):2580–2594, 2011a.
- N. Halko, P.-G. Martinsson, and J. A. Tropp. Finding structure with randomness: Probabilistic algorithms for constructing approximate matrix decompositions. *SIAM review*, 53(2):217–288, 2011b.
- P. Hall and K.-C. Li. On almost linearity of low dimensional projections from high dimensional data. *The Annals of Statistics*, 21(2):867–889, 1993.

- R. Han, L. Luo, Y. Lin, and J. Huang. Online inference with debiased stochastic gradient descent. *Biometrika*, 111(1):93–108, 2024.
- P. Hennig, M. A. Osborne, and M. Girolami. Probabilistic numerics and uncertainty in computations. *Proceedings of the Royal Society A: Mathematical, Physical and Engineering Sciences*, 471(2179):20150142, 2015.
- H. Hong and J. Li. The numerical bootstrap. *The Annals of Statistics*, 48(1):397–412, 2020.
- M. Hong, H.-T. Wai, Z. Wang, and Z. Yang. A two-timescale stochastic algorithm framework for bilevel optimization: Complexity analysis and application to actor-critic. *SIAM Journal on Optimization*, 33(1):147–180, March 2023. ISSN 1052-6234. doi: 10.1137/20M1387341.
- J. Hu, V. Doshi, and D.-Y. Eun. Efficiency ordering of stochastic gradient descent. *Advances in Neural Information Processing Systems*, 35:15875–15888, December 2022.
- J. Hu, V. Doshi, et al. Central limit theorem for two-timescale stochastic approximation with markovian noise: Theory and applications. In *International Conference on Artificial Intelligence and Statistics*, pages 1477–1485. PMLR, 2024.
- Y. Huang, S. Pirene, S. Panigrahi, and G. Claeskens. Selective inference using randomized group lasso estimators for general models. *arXiv preprint arXiv:2306.13829*, 2023.
- D. Huo, Y. Chen, and Q. Xie. Bias and extrapolation in markovian linear stochastic approximation with constant stepsizes. In *Abstract Proceedings of the 2023 ACM SIGMETRICS International Conference on Measurement and Modeling of Computer Systems*, pages 81–82, 2023a.
- D. Huo, Y. Chen, and Q. Xie. Effectiveness of constant stepsize in markovian lsa and statistical inference. *arXiv preprint arXiv:2312.10894*, 2023b.
- D. Kingma and J. Ba. Adam: A method for stochastic optimization. In *International Conference on Learning Representations (ICLR)*, San Diego, CA, USA, 2015.
- P. Kline, R. Saggio, and M. Sølvssten. Leave-out estimation of variance components. *Econometrica*, 88(5):1859–1898, 2020.
- A. Knowles and J. Yin. Anisotropic local laws for random matrices. *Probability Theory and Related Fields*, 169(1):257–352, 2017.
- V. R. Konda and J. N. Tsitsiklis. Convergence rate of linear two-time-scale stochastic approximation. *The Annals of Applied Probability*, 14(2):796–819, May 2004.
- M. R. Kosorok. *Introduction to empirical processes and semiparametric inference*, volume 61. Springer, 2008.
- H. Kushner and G. G. Yin. *Stochastic approximation and recursive algorithms and applications*, volume 35. Springer Science & Business Media, 2003.
- P. l’Ecuyer. Randomized quasi-monte carlo: An introduction for practitioners. In *12th International Conference on Monte Carlo and Quasi-Monte Carlo Methods in Scientific Computing (MCQMC 2016)*, 2016.
- S. Lee and S. Ng. An econometric perspective on algorithmic subsampling. *Annual Review of Economics*, 12(1):45–80, 2020.
- S. Lee and S. Ng. Least squares estimation using sketched data with heteroskedastic errors. In *International Conference on Machine Learning*, pages 12498–12520. PMLR, 2022.
- S. Lee, Y. Liao, M. H. Seo, and Y. Shin. Fast and robust online inference with stochastic gradient descent via random scaling. In *Proceedings of the AAAI Conference on Artificial Intelligence*, volume 36, pages 7381–7389, 2022.
- S. Lee, Y. Liao, M. H. Seo, and Y. Shin. Fast inference for quantile regression with tens of millions of observations. *Journal of Econometrics*, page 105673, 2024.
- H. Leeb. On the conditional distributions of low-dimensional projections from high-dimensional data. *The Annals of Statistics*, 41(2):464 – 483, 2013.
- L. Lei, P. J. Bickel, and N. El Karoui. Asymptotics for high dimensional regression m-estimates: fixed design results. *Probability Theory and Related Fields*, 172:983–1079, 2018.

- J. Z. Li, D. M. Absher, H. Tang, A. M. Southwick, A. M. Casto, S. Ramachandran, H. M. Cann, G. S. Barsh, M. Feldman, L. L. Cavalli-Sforza, and R. M. Myers. Worldwide human relationships inferred from genome-wide patterns of variation. *Science*, 319(5866):1100–1104, 2008.
- P. Li, T. J. Hastie, and K. W. Church. Very sparse random projections. In *Proceedings of the 12th ACM SIGKDD international conference on Knowledge discovery and data mining*, pages 287–296. ACM, 2006.
- T. Li, L. Liu, A. Kyrillidis, and C. Caramanis. Statistical inference using sgd. In *Proceedings of the AAAI Conference on Artificial Intelligence*, volume 32, 2018.
- T. Li, T. Xiao, and G. Yang. Revisiting the central limit theorems for the sgd-type methods. *arXiv preprint arXiv:2207.11755*, 2022a.
- X. Li, J. Liang, X. Chang, and Z. Zhang. Statistical estimation and online inference via local sgd. In *Conference on Learning Theory*, pages 1613–1661. PMLR, 2022b.
- X. Li, J. Liang, and Z. Zhang. Online statistical inference for nonlinear stochastic approximation with markovian data. *arXiv preprint arXiv:2302.07690*, 2023.
- X. Li and P. Ding. General forms of finite population central limit theorems with applications to causal inference. *Journal of the American Statistical Association*, 112(520):1759–1769, 2017.
- F. Liang. Trajectory averaging for stochastic approximation mcmc algorithms. *The Annals of Statistics*, 38(5):2823–2856, October 2010.
- T. Lin, C. Jin, and M. Jordan. On gradient descent ascent for nonconvex-concave minimax problems. In *Proceedings of the 37th International Conference on Machine Learning*, page 6083–6093. PMLR, November 2020. URL <https://proceedings.mlr.press/v119/lin20a.html>.
- C. Liu, X. Zhao, and J. Huang. A random projection approach to hypothesis tests in high-dimensional single-index models. *Journal of the American Statistical Association*, 119(546):1008–1018, 2024.
- M. Liu, Z. Shang, and G. Cheng. Sharp theoretical analysis for nonparametric testing under random projection. In *Conference on Learning Theory*, pages 2175–2209. PMLR, 2019.
- R. Liu, X. Chen, and Z. Shang. Statistical inference with stochastic gradient methods under ϕ -mixing data. *arXiv preprint arXiv:2302.12717*, 2023.
- S. Liu and E. Dobriban. Ridge regression: Structure, cross-validation, and sketching. *arXiv preprint arXiv:1910.02373*, *International Conference on Learning Representations (ICLR) 2020*, 2019.
- W.-L. Loh. On the asymptotic distribution of scrambled net quadrature. *The Annals of Statistics*, 31(4):1282–1324, 2003.
- M. Lopes, L. Jacob, and M. J. Wainwright. A more powerful two-sample test in high dimensions using random projection. In *Advances in Neural Information Processing Systems*, pages 1206–1214, 2011.
- M. E. Lopes, S. Wang, and M. W. Mahoney. Error estimation for randomized least-squares algorithms via the bootstrap. *arXiv preprint arXiv:1803.08021*, 2018.
- Y. Lu, P. Dhillon, D. P. Foster, and L. Ungar. Faster ridge regression via the subsampled randomized hadamard transform. In *Advances in Neural Information Processing Systems*, pages 369–377, 2013.
- A. Lytova and L. Pastur. Central limit theorem for linear eigenvalue statistics of random matrices with independent entries. *The Annals of Probability*, 37(5):1778–1840, 2009.
- P. L’Ecuyer, D. Munger, and B. Tuffin. On the distribution of integration error by randomly-shifted lattice rules. *Electronic Journal of Statistics*, 4:950 – 993, 2010.
- P. Ma, Y. Chen, X. Zhang, X. Xing, J. Ma, and M. W. Mahoney. Asymptotic analysis of sampling estimators for randomized numerical linear algebra algorithms. *Journal of Machine Learning Research*, 23(177):1–45, 2022. URL <http://jmlr.org/papers/v23/20-219.html>.
- Y. Ma, C. Leng, and H. Wang. Optimal subsampling bootstrap for massive data. *Journal of Business & Economic Statistics*, 42(1):174–186, 2024.
- W. G. Madow. On the limiting distributions of estimates based on samples from finite universes. *The Annals of Mathematical Statistics*, pages 535–545, 1948.
- M. W. Mahoney. Randomized algorithms for matrices and data. *Foundations and Trends® in Machine Learning*, 3(2):123–224, 2011.

- P.-G. Martinsson and J. A. Tropp. Randomized numerical linear algebra: Foundations and algorithms. *Acta Numerica*, 29:403–572, 2020.
- T. L. McMurry, D. N. Politis, and J. P. Romano. Subsampling inference with k populations and a non-standard behrens–fisher problem. *International Statistical Review*, 80(1):149–175, 2012.
- A. Mokkadem and M. Pelletier. Convergence rate and averaging of nonlinear two-time-scale stochastic approximation algorithms. *The Annals of Applied Probability*, 16(3):1671–1702, August 2006.
- W. Mou, C. J. Li, M. J. Wainwright, P. L. Bartlett, and M. I. Jordan. On linear stochastic approximation: Fine-grained polyak-ruppert and non-asymptotic concentration. In *Conference on Learning Theory*, pages 2947–2997. PMLR, 2020.
- R. J. Muirhead. *Aspects of multivariate statistical theory*, volume 197. John Wiley & Sons, 2009.
- P. Mukhopadhyay. *Theory and methods of survey sampling*. PHI Learning Pvt. Ltd., 2008.
- M. K. Nakayama and B. Tuffin. Sufficient conditions for a central limit theorem to assess the error of randomized quasi-monte carlo methods. In *2021 Winter Simulation Conference (WSC)*, pages 1–12. IEEE, 2021.
- A. B. Owen. Monte carlo book: the quasi-monte carlo parts, 2019.
- S. Panigrahi. Carving model-free inference. *arXiv preprint arXiv:1811.03142*, 2018.
- S. Panigrahi, K. Fry, and J. Taylor. Exact selective inference with randomization. *arXiv preprint arXiv:2212.12940*, 2022.
- M. Pelletier. Weak convergence rates for stochastic approximation with application to multiple targets and simulated annealing. *The Annals of Applied Probability*, 8(1):10–44, February 1998.
- M. Pilanci and M. J. Wainwright. Randomized sketches of convex programs with sharp guarantees. *IEEE Transactions on Information Theory*, 61(9):5096–5115, 2015.
- M. Pilanci and M. J. Wainwright. Iterative hessian sketch: Fast and accurate solution approximation for constrained least-squares. *The Journal of Machine Learning Research*, 17(1):1842–1879, 2016.
- M. Pilanci and M. J. Wainwright. Newton sketch: A near linear-time optimization algorithm with linear-quadratic convergence. *SIAM Journal on Optimization*, 27(1):205–245, 2017.
- D. N. Politis. Scalable subsampling: computation, aggregation and inference. *Biometrika*, page asad021, 03 2023.
- D. N. Politis and J. P. Romano. Large sample confidence regions based on subsamples under minimal assumptions. *The Annals of Statistics*, 22(4):2031–2050, 1994.
- D. N. Politis, J. P. Romano, and M. Wolf. *Subsampling*. Springer Science & Business Media, 1999.
- B. T. Polyak and A. B. Juditsky. Acceleration of stochastic approximation by averaging. *SIAM journal on control and optimization*, 30(4):838–855, 1992.
- S. Portnoy. Asymptotic behavior of m -estimators of p regression parameters when p^2/n is large. i. consistency. *The Annals of Statistics*, pages 1298–1309, 1984.
- S. Portnoy. Asymptotic behavior of m estimators of p regression parameters when p^2/n is large; ii. normal approximation. *The Annals of Statistics*, 13(4):1403–1417, 1985.
- W. B. Powell. A unified framework for stochastic optimization. *European Journal of Operational Research*, 275(3):795–821, 2019.
- G. Reeves. Conditional central limit theorems for gaussian projections. In *2017 IEEE International Symposium on Information Theory (ISIT)*, pages 3045–3049. IEEE, 2017.
- H. Robbins and S. Monro. A stochastic approximation method. *The annals of mathematical statistics*, pages 400–407, 1951.
- J. P. Romano and A. M. Shaikh. On the uniform asymptotic validity of subsampling and the bootstrap. *The Annals of Statistics*, 40(6):2798 – 2822, 2012.
- A. Roy and K. Balasubramanian. Online covariance estimation for stochastic gradient descent under markovian sampling. *arXiv preprint arXiv:2308.01481*, 2023.
- S. Ruggles, S. Flood, R. Goeken, M. Schouweiler, and M. Sobek. Ipums usa: Version 12.0 (12.0)[data set]. minneapolis, mn: Ipums, 2022.

- D. Ruppert. Efficient estimations from a slowly convergent robbins-monro process. Technical report, Cornell University Operations Research and Industrial Engineering, 1988.
- J. Shao and C. J. Wu. A general theory for jackknife variance estimation. *The Annals of Statistics*, 17(3): 1176–1197, 1989.
- J. C. Spall. *Introduction to stochastic search and optimization: estimation, simulation, and control*. John Wiley & Sons, 2005.
- R. Srikant and L. Ying. Finite-time error bounds for linear stochastic approximation and learning. In *Proceedings of the Thirty-Second Conference on Learning Theory*, page 2803–2830. PMLR, June 2019.
- R. Srivastava, P. Li, and D. Ruppert. Raptt: An exact two-sample test in high dimensions using random projections. *Journal of Computational and Graphical Statistics*, 25(3):954–970, 2016.
- L. Steinberger and H. Leeb. On conditional moments of high-dimensional random vectors given lower-dimensional projections. *Bernoulli*, 24(1):565 – 591, 2018.
- W. J. Su and Y. Zhu. Uncertainty quantification for online learning and stochastic approximation via hierarchical incremental gradient descent. *arXiv preprint arXiv:1802.04876*, 2018.
- W. J. Su and Y. Zhu. Higrad: Uncertainty quantification for online learning and stochastic approximation. *Journal of Machine Learning Research*, 24(124):1–53, 2023.
- V. N. Sudakov. Typical distributions of linear functionals in finite-dimensional spaces of higher dimension. *Doklady Akademii Nauk*, 243(6):1402–1405, 1978.
- R. S. Sutton, H. R. Maei, D. Precup, S. Bhatnagar, D. Silver, C. Szepesvári, and E. Wiewiora. Fast gradient-descent methods for temporal-difference learning with linear function approximation. In *Proceedings of the 26th Annual International Conference on Machine Learning*, page 993–1000, Montreal Quebec Canada, June 2009. ACM.
- Q.-Y. Tang, P. L’Ecuyer, and H.-F. Chen. Asymptotic efficiency of perturbation-analysis-based stochastic approximation with averaging. *SIAM Journal on Control and Optimization*, 37(6):1822–1847, January 1999.
- J. Tewes, D. N. Politis, and D. J. Nordman. Convolved subsampling estimation with applications to block bootstrap. *The Annals of Statistics*, 47(1):468 – 496, 2019.
- X. Tian and J. Taylor. Selective inference with a randomized response. *The Annals of Statistics*, 46(2): 679–710, 2018.
- A. N. Tikhomirov. On the convergence rate in the central limit theorem for weakly dependent random variables. *Theory of Probability & Its Applications*, 25(4):790–809, 1981.
- P. Toulis, E. Airoldi, and J. Rennie. Statistical analysis of stochastic gradient methods for generalized linear models. In *Proceedings of the 31st International Conference on Machine Learning*, page 667–675. PMLR, June 2014.
- P. Toulis and E. M. Airoldi. Asymptotic and finite-sample properties of estimators based on stochastic gradients. *The Annals of Statistics*, 45(4):1694 – 1727, 2017.
- J. Tsitsiklis and B. Van Roy. An analysis of temporal-difference learning with function approximation. *IEEE Transactions on Automatic Control*, 42(5):674–690, May 1997. ISSN 1558-2523. doi: 10.1109/9.580874.
- A. W. Van der Vaart. *Asymptotic statistics*. Cambridge University Press, 1998.
- S. S. Vempala. *The random projection method*, volume 65. American Mathematical Soc., 2005.
- R. Vershynin. Introduction to the non-asymptotic analysis of random matrices. *arXiv preprint arXiv:1011.3027*, pages 1–66, 2010.
- S. Wang, A. Gittens, and M. W. Mahoney. Sketched ridge regression: Optimization perspective, statistical perspective, and model averaging. *Journal of Machine Learning Research*, 18:1–50, 2018.
- Z. Wei, W. Zhu, and W. B. Wu. Weighted averaged stochastic gradient descent: Asymptotic normality and optimality. *arXiv preprint arXiv:2307.06915*, 2023.
- D. P. Woodruff. Sketching as a tool for numerical linear algebra. *Foundations and Trends® in Theoretical Computer Science*, 10(1–2):1–157, 2014.
- C.-F. J. Wu. Jackknife, bootstrap and other resampling methods in regression analysis. *The Annals of Statistics*, 14(4):1261–1295, 1986.

- C. Xie and Z. Zhang. A statistical online inference approach in averaged stochastic approximation. *Advances in Neural Information Processing Systems*, 35:8998–9009, 2022.
- F. Yang, S. Liu, E. Dobriban, and D. P. Woodruff. How to reduce dimension with pca and random projections? *IEEE Transactions on Information Theory*, 67(12):8154–8189, 2021.
- Y. Yang, M. Pilanci, and M. J. Wainwright. Randomized sketches for kernels: Fast and optimal nonparametric regression. *The Annals of Statistics*, 45(3):991–1023, 2017.
- J. Yao, Z. Bai, and S. Zheng. *Large Sample Covariance Matrices and High-Dimensional Data Analysis*. Cambridge University Press, New York, 2015.
- R. Yin, Y. Liu, W. Wang, and D. Meng. Randomized sketches for clustering: Fast and optimal kernel k -means. *Advances in Neural Information Processing Systems*, 35:6424–6436, 2022.
- Y. Yin. Some strong convergence theorems for eigenvalues of general sample covariance matrices. *Random Matrices: Theory and Applications*, 11(03):2250029, 2022.
- L. Yu, K. Balasubramanian, S. Volgushev, and M. A. Erdogdu. An analysis of constant step size sgd in the non-convex regime: Asymptotic normality and bias. *Advances in Neural Information Processing Systems*, 34:4234–4248, 2021.
- Y. Zhang and M. Tang. Perturbation analysis of randomized svd and its applications to high-dimensional statistics. *arXiv preprint arXiv:2203.10262*, 2022.
- Y. Zhong, T. Kuffner, and S. Lahiri. Online bootstrap inference with nonconvex stochastic gradient descent estimator. *arXiv preprint arXiv:2306.02205*, 2023.
- W. Zhu, X. Chen, and W. B. Wu. Online covariance matrix estimation in stochastic gradient descent. *Journal of the American Statistical Association*, 118(541):393–404, 2023.
- W. Zhu, Z. Lou, Z. Wei, and W. B. Wu. High confidence level inference is almost free using parallel stochastic optimization. *arXiv preprint arXiv:2401.09346*, 2024.