

AUDIO TAGGING ON AN EMBEDDED HARDWARE PLATFORM

Gabriel Bibbó, Arshdeep Singh, Mark D. Plumbley

Centre for Vision, Speech and Signal Processing (CVSSP), University of Surrey, UK,
 {g.bibbo, arshdeep.singh, m.plumbley}@surrey.ac.uk

ABSTRACT

Convolutional neural networks (CNNs) have exhibited state-of-the-art performance in various audio classification tasks. However, their real-time deployment remains a challenge on resource-constrained devices like embedded systems. In this paper, we analyze how the performance of large-scale pretrained audio neural networks designed for audio pattern recognition changes when deployed on a hardware such as Raspberry Pi. We empirically study the role of CPU temperature, microphone quality and audio signal volume on performance. Our experiments reveal that the continuous CPU usage results in an increased temperature that can trigger an automated slowdown mechanism in the Raspberry Pi, impacting inference latency. The quality of a microphone, specifically with affordable devices like the Google AIY Voice Kit, and audio signal volume, all affect the system performance. In the course of our investigation, we encounter substantial complications linked to library compatibility and the unique processor architecture requirements of the Raspberry Pi, making the process less straightforward compared to conventional computers (PCs). Our observations, while presenting challenges, pave the way for future researchers to develop more compact machine learning models, design heat-dissipative hardware, and select appropriate microphones when AI models are deployed for real-time applications on edge devices. All related assets and an interactive demo can be found on GitHub¹.

Index Terms— Audio Event Detection, Pre-trained Audio Neural Networks, Edge Computing, Google AIY Voice Kit, Raspberry Pi.

1. INTRODUCTION

Artificial Intelligence (AI) based frameworks have been successfully employed to solve many real-life applications. For example, AI-based systems perform state-of-the-art performance in problems including audio classification [1] and speech recognition [2], and can be used in various applications such as assisted living, surveillance, healthcare and activity recognition. However, the performance of such well-performing AI-based software systems, when deployed on edge devices, has not been much explored despite the advancement of compact devices such as embedded systems or micro-controllers. Even though AI has taken impressive strides in academia in the past couple of years, a gap still exists between theoretical advancements and practical applications. Therefore, this paper aims to analyse the performance of AI models designed audio classification, when such AI models are deployed onto a compact and a portable hardware device.

We explore the feasibility and challenges in deploying convolutional neural networks (CNNs) on edge devices like the Raspberry

Pi [3]. We use pre-trained audio neural networks (PANNs) [1, 4] for classifying audio events. Despite developments in audio tagging since PANNs, we use this model for its deployment simplicity on linux systems, and promising performance in recognising audio activities.

We assess the performance of PANNs on edge device by capturing audio using different microphones, aiming to quantify the effect of microphones on the performance. Additionally, we discover difficulties related to temperature and volume of the audio signal on performance of the PANNs on the edge device. We also encounter challenges in installing the PANNs code on Raspberry Pi with the Raspbian operating system. Unlike installations on conventional computers (PCs), we require specific libraries and specific compilations for the Raspberry Pi's processor architecture. We find that running AI algorithms can significantly increase the temperature of the CPU in the Raspberry Pi after few minutes of operation. To prevent overheating, the Raspberry Pi automatically reduces the CPU clock speed, resulting in an increased inference latency.

To summarise our contributions, we aim to answer the following questions,

- What are the challenges in deploying AI models on edge devices particularly Raspberry Pi?
- How does device temperature affect the inference latency?
- How does microphone quality and volume impact PANNs performance in recognising audio events on edge device?

We hope our work shines a light on existing and emerging challenges for detection and classification of acoustic scenes and event (DCASE) research community, promoting discussion on deploying advanced algorithms in real-world settings. Despite hurdles, we envision our work as a practical guide for deploying similar systems on embedded devices, aiming to ease the path for their broader adoption.

The rest of the paper is organised as follows. Section 2 introduces some background on assisted living applications and edge devices. Section 3 presents various components used in developing the hardware-based demonstration and the objectives to perform experiments. Next, the experimental setup is explained in Section 4. Section 5 presents experimental analysis. Finally, Section 6 discusses the issues encountered in development and Section 7 concludes the paper.

2. RELATED WORK

2.1. Everyday ambient assisted living using audio

DCASE frameworks have shown significant advances in applications, including the monitoring of elderly or dependent individuals [5, 6, 7] and surveillance concerns [8, 9, 10]. Recognizing certain

¹<https://github.com/gbibbo/ai4s-embedded>

interior sounds has proven beneficial in multiple surveillance contexts, particularly those related to human behaviour [5]. This becomes practically important when integrated into smart homes for ambient assisted living [6], to aid the elderly or individuals with disabilities in their daily lives, improving their overall quality of life. Furthermore, technological progress, particularly the advent of the Internet of Things (IoT), has enabled these DCASE algorithms to be deployed in real-time wireless acoustic sensor networks [10]. This has allowed for innovative projects such as CIRDO [11] and home-Sound [12]. These initiatives focus on home safety, enabling medical staff to remotely monitor the status of dependent individuals using a decentralised intelligence architecture. Moreover, detecting sounds in outdoor environments have several applications including outdoor surveillance [9], traffic noise mapping [13] and soundscape modelling [14].

2.2. A brief overview on edge devices and their challenges

While developing real-world applications as explained previously, it is crucial to understand the landscape of available hardware options for deployment, in order to optimize cost, hardware size, and software used in development stage. One of the common solutions is to use edge devices which may offer a promising platform for DCASE algorithms in real-time applications due to their lightweight, small size and low energy consumption and affordability [15, 16, 17]. However, there are several challenges to deploy resource-hungry AI models such as CNNs on resource-constrained edge devices [18], hardware heterogeneity, software fragmentation, and the necessity of co-optimization and collaboration across different layers of the development and deployment stack. Additionally, their operation on small, low-capacity batteries imposes further restrictions [19]. Therefore, it is important to understand the limitations of edge devices used to deploy AI-based software in real-life.

3. SYSTEM REQUIREMENTS AND FUNCTIONALITY

3.1. Hardware used for experimentation

For our design, we require the ability to handle real-time processing tasks, such as audio monitoring, and allow complex digital signal processing to be performed on the device itself, minimizing the need to transmit large amounts of audio data for centralized computation. With these requirements in mind, at the core of our system is the Raspberry Pi 4 [3] processor, which is a 64-bit Quad-core Cortex-A72 (ARM v8) 1.8 GHz system on chip, with 4 GB RAM, 64 GB flash storage, USB I/O, and Wi-Fi connectivity. The hardware platform provides a range of AI libraries on its Linux-based operating system and community support, and is easy to use, requiring minimal software code adaption.

During our quest for suitable hardware, we also identify the Google AIY Voice Kit [20], an AI project designed for voice detection, that is closely aligned with our requirements. The kit encourages hands-on learning about artificial intelligence and programming in an accessible manner and was originally created to facilitate the prototyping of voice AI applications on the Raspberry Pi. We adapt the AIY Voice Kit hardware and software package to build on audio tagging framework. The AIY Kit and its various components are shown in Figure 1 (a). The various components as shown in Figure 1 (b) include a Voice HAT (Hardware Attached on Top), an ICS-43432 stereo microphone optimized for speech detection, ca-

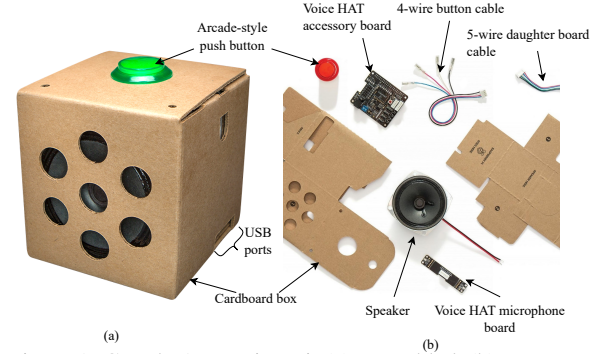


Figure 1: Google AIY Voice Kit (a) assembled, (b) components

bles and a speaker, all housed in an environmentally friendly cardboard box [20].

3.2. Software used for experimentation

Google AIY Voice Kit software: The base operating system in the Google AIY Voice Kit is Raspbian, which comes preinstalled with a default image. Raspbian is an open source, linux-based operating system specifically designed for Raspberry Pi hardware. It consumes few computational resources and allows control over various functionalities that the kit offers, from integration with button control libraries, both for pressed action and LED light speaker and microphone, as well as text-to-speech capabilities.

Audio tagging software: For recognising audio events in the surroundings, we use PANNs-based AI4S demonstration software[4], a software suite that includes a graphical interface for visualising and assigning confidence/probability values corresponding to detected audio events. The AI model in the software comprises of a pre-trained convolutional neural network (PANNs) [1] designed for audio pattern recognition. We use the CNN9 model from PANNs that achieves a mean accuracy (mAP) of 0.37 and has 4.96 million parameters. This PANNs model has been trained on AudioSet, a large-scale dataset of approximately 2 million audio clips with 527 distinct audio event classes. PANNs take as input the log-mel spectrogram of sound signals. We apply certain usability modifications to the code demonstration to better align it with our project's specific needs, leaving the core audio event detection algorithm unaltered. The code graphical user interface (GUI) shows the top few predicted audio event classes with their confidence values.

3.3. Functionality of audio tagging system on hardware

The audio tagging system on hardware is controlled by a push button, without the need of a keyboard, mouse, or screen. Upon booting, it automatically connects to the network and plays a welcome audio message: *This is the AI4S demo. Press the button to start recording.* When the push button (ON/OFF) is pressed, an LED lights up and sound recording begins in a buffer. Then, the recording signal is processed by the audio tagging software explained previously to generate and notify the top few predicted audio classes corresponding to the recorded audio signal in the buffer.

The audio tagging system on hardware hosts a webpage accessible from any device on the same local network for debugging and remote access. It provides a real-time view of both the CPU temperature, as reported by the Raspberry Pi, and a log of detected audio

events, with a ranking of the most frequently appearing sounds. Additionally, the system has the capability to send “email alerts” when specific sounds, such as a fire alarm, water tap etc. are detected. This feature offers an additional layer for real-time safety, and can be personalised depending on the used case.

3.4. What do we want to measure?

With the audio tagging system on hardware or software, we aim to measure or compare following:

- (a) **Hardware v/s software performance:** The performance of the Raspberry Pi based audio tagging system and the software-based audio tagging system which runs only on computer;
- (b) **Performance v/s volume of audio signal:** Effect of audio signal volume on performance;
- (c) **Performance v/s microphone quality:** Effect of different microphones on the performance;
- (d) **Temperature v/s latency:** The temperature and latency in the Raspberry Pi based audio tagging system.

4. EXPERIMENTAL SETUP

4.1. Dataset preparation & Experimental environment

For experimentation, we selected five audio categories which are closely aligned with the objectives of AI4S project, on wellbeing and sound at home. The five audio categories are “Speech”, “Baby cry”, “Water”, “Fire alarm” and “Music” from AudioSet [21]. Next, we created a continuous two-minute-long audio clips by concatenating 10 audio examples for each class. For example, we selected 10 examples of alarm sounds and concatenated them to create 2 minutes of alarm sounds. After obtaining the 2 minutes concatenated audio file, we removed silence and normalized the volume. In the end, we have five different audio recordings each of 2-mins length, one for each class.

Varying playback volume: We prepare 50, 60, and 70dB volume levels for each audio recording to measure the impact of volume on system performance. These volumes were determined using the N05CC sound level meter [22] in dBA mode with the drivers at a distance of one meter from the microphone. The dBA mode is used for general sound level measurements. We choose these three different volume levels based on the potential range of sound events encountered in home or office environments [23].

Acoustic Environment and audio playback: We perform experiments in the Audio Booth in Centre for Vision, Speech, and Signal Processing (CVSSP) at the University of Surrey, UK. The experimental setup is shown on Figure 2. The audio booth is an isolated place without any interference of outside noise and has a base noise with 34 dB sound pressure level inside the room. For audio playback, we simulate a wide-frequency sound source located one meter away from the microphones by utilizing a Genelec 8020B Monitoring System loudspeaker and a 7060A Active Subwoofer at a single point.

4.2. Systems used to compare

We use three distinct scenarios to compare the performance of the PANNs model performance to classify the five audio recordings on hardware and software:

1. Google AIY Mic + Rasp.Pi: We utilize the assembled device, equipped with the low-cost AIY ICS-43432 [24] microphone, and a Raspberry Pi running the audio tagging software. For audio

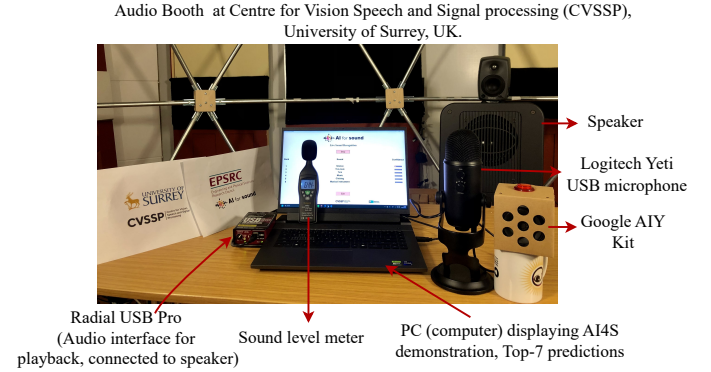


Figure 2: Experimental setup

recording playback at different volumes, the audio events are played through loudspeakers.

2. Yeti Mic + PC: We utilize a Logitech Yeti USB microphone to capture the surrounding sounds and the audio tagging software running on a dedicated PC. Similar to the scenario (1) above, the audio events at different volumes are played through loudspeakers.

3. PC with recorded audio: We evaluate the performance of the audio tagging software directly on the computer (PC) without involving any microphone and playback. The audio recordings at different volume levels are stored in the computer and used directly to compute performance.

4.3. Performance metrics

To evaluate the performance of the audio tagging software on Raspberry Pi or on the computer (PCs), we computed the confidence or probability scores of a specific sound event using the predictions obtained corresponding to every two seconds using a given audio recording. Then, we compute the mean and standard deviation of the probabilities for the specific audio event. Also, we report the percentage of occurrence of the specific audio event in the given audio recording. For this, we use Top-7 predictions from every two seconds of the whole audio clip. We consider a specific event occurred in a two seconds chunk if it is present as one of the Top-7 predictions, otherwise it is considered as absent. In the end, we count the total number of times the specific event occurred for whole audio recording and report its percentage of occurrence.

5. EXPERIMENTAL ANALYSIS

Table 1 shows confidence scores from different systems explained in Section 4.2 at varying audio signal playback volumes. Our experiments led to the following observations:

Hardware v/s software performance: The PC with recorded audio (scenario (3)) shows an improvement of at least 5 percentage points in confidence and a minimum of 3 percentage points improvement in Top-7 predictions compared to both the Raspberry Pi-based system (scenario (1)) and the Yeti microphone-based PC system (scenario (2)) across all audio classes and audio volume levels except for “Water” class at 70dB.

Impact of playback volume: Generally, the performance obtained using different systems increase with an increase in volume of the audio signals for all sound classes except for “Water” sounds. We perceptually find that increasing the volume for “Water” makes the audio recording more noisy. We also confirm using Audacity audio

Table 1: Mean (μ) and standard deviation (σ) of confidence values, and percentage of occurrence as one of the Top-7 predictions using different systems for various sound events at varying volumes.

Sound Class	Vol (dB)	Google AIY Mic + Rasp.Pi		Yeti Mic + PC		PC with recorded audio	
		$\mu \pm \sigma$	Top-7	$\mu \pm \sigma$	Top-7	$\mu \pm \sigma$	Top-7
Speech	50	0.69±0.17	100%	0.51±0.21	99.7%	0.75±0.12	100%
	60	0.72±0.15	100%	0.52±0.21	100%	0.77±0.12	100%
	70	0.73±0.14	100%	0.54±0.23	99.7%	0.78±0.12	100%
Baby cry	50	0.15±0.15	70.8%	0.20±0.16	62.7%	0.30±0.24	93%
	60	0.22±0.19	82.8%	0.19±0.15	64.5%	0.34±0.25	95%
	70	0.32±0.25	84.0%	0.23±0.18	66.4%	0.37±0.26	95%
Water	50	0.13±0.10	46.5%	0.21±0.16	81.9%	0.28±0.21	85%
	60	0.16±0.15	60.1%	0.33±0.21	85.3%	0.28±0.22	83%
	70	0.22±0.16	58.0%	0.32±0.20	80.2%	0.17±0.20	62%
Fire alarm	50	0.11±0.08	70.4%	0.42±0.21	95.9%	0.32±0.25	92%
	60	0.15±0.09	68.9%	0.55±0.21	97.5%	0.39±0.27	92%
	70	0.22±0.13	71.2%	0.68±0.21	98.5%	0.45±0.27	95%
Music	50	0.49±0.26	93.7%	0.56±0.23	98.0%	0.67±0.23	100%
	60	0.55±0.26	96.9%	0.64±0.22	99.1%	0.72±0.24	100%
	70	0.61±0.24	97.8%	0.71±0.21	99.5%	0.76±0.25	100%

software [25] that the “Water” sound at 70 dB saturates resulting in audio clipping that may cause the performance degradation compared to the lower volume sounds.

Impact of different microphones: We find that the AIY microphone outperforms Logitech Yeti in the detection of “Baby cry”, and “Speech” sounds for majority of the sound volume levels. It is worth mentioning that the AIY microphone is specifically designed for spoken voice detection [24], which may explain why it is able to detect speech and baby cry sounds better than that of the Logitech Mic. On the other hand, the Logitech Yeti microphone performs better than Google AIY microphone for other sounds.

Performance of Audio tagging system: The audio tagging system using PANNs model on Raspberry Pi or PC shows significantly better performance in detecting “Music” and “Speech” sounds compared to other sounds. This might be due to the pre-trained PANNs model which is trained using more speech and music audio class examples compared to that of the other sounds [21].

6. DISCUSSION: DEVELOPMENT ISSUES

Installation in ARM-based CPUs: Deploying the PANNs-code on a Raspberry Pi with the Raspbian operating system is not a straightforward process compared to that on a conventional computer. On the Raspberry Pi, specific library versions need to be used, and in some cases, they need to be compiled specifically for the ARM architecture of the Raspberry Pi. We provide a GitHub repository stating a detailed step-by-step guide on how to install the demonstration correctly on Raspberry Pi to promote the easier usability and easier deployment of the hardware-based AI frameworks.

Temperature and latency of Raspberry Pi: We find that the temperature of the CPU in Raspberry Pi increases when we run the AI algorithms on it. To prevent overheating, the Raspberry Pi has an automatic CPU clock control mechanism that slows down the process of Raspberry Pi whenever the temperature gets too high, resulting in increased inference latency.

Figure 3 shows the temperature and latency in the Raspberry Pi when PANNs model runs for few minutes. We observe that there is a rise in temperature of more than 25°C after 14 minutes of continuous operation. After 8 minutes of running the PANNs model, the CPU temperature stabilises around 79°C. Meanwhile, as the temperature increases, the average inference latency also increases from approximately 0.5s to 0.6s. To mitigate this effect, it

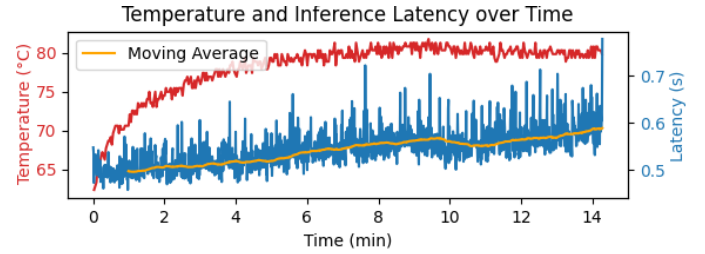


Figure 3: Temperature and inference latency over time when audio tagging system is running on Raspberry Pi.

is important to incorporate heat sinks or ventilation system of the Raspberry Pi hardware container to provide sufficient cooling.

7. CONCLUSIONS AND FUTURE WORK

This paper presents a deployment of PANNs-based audio tagging framework on a Raspberry Pi hardware system to stimulate further exploration of the role of hardware quality in AI applications and to promote the development of practical sound recognition technologies. We analyse how the performance of the audio tagging software changes when deployed on hardware. We also analyse the role of the quality of microphones and audio signal volume on performance. We observe that effective device temperature management is important to maintain optimal performance and reduce inference latency. Attaining high accuracy is a balancing act involving microphone type, audio signal volume, and the chosen embedded system.

Our findings suggest that the performance degrades when AI models are deployed on Raspberry Pi hardware compared to that of the software (PC) based performance. We also find that selection of an appropriate microphone is an important factor in recognising audio events. The volume levels of the audio events may also limit the performance of the AI models on Raspberry Pi. Therefore, AI models should be more robust to handle such variations due to audio volume which can be correlated with the distance of the audio source or microphone quality.

In the future, we would like to explore more experiments covering a wider variety of audio event classes to understand impact of real-world versus recorded sound sources on performance. Also, we are interested in identifying optimal volume range and scale for edge device operation, measuring energy consumption to understand performance-power trade-offs and designing appropriate heat control measures to increase efficiency of the hardware-based edge devices. In terms of software, we would like to design efficient AI models to reduce computations for faster inference by exploring techniques like pruning or knowledge distillation.

8. ACKNOWLEDGEMENTS

This work was supported by Engineering and Physical Sciences Research Council (EPSRC) Grant EP/T019751/1 “AI for Sound (AI4S)”. For the purpose of open access, the authors have applied a Creative Commons Attribution (CC BY) licence to any Author Accepted Manuscript version arising. We would like to thank Dr Tim Brookes, from the Institute of Sound Recording (IoSR) at the University of Surrey, for his invaluable advice and for providing the volume meter Precision Gold IEC 651.

9. REFERENCES

- [1] Q. Kong, Y. Cao, T. Iqbal, Y. Wang, W. Wang, and M. D. Plumbley, “PANNs: Large-scale pretrained audio neural networks for audio pattern recognition,” *IEEE/ACM Transactions on Audio, Speech, and Language Processing*, vol. 28, pp. 2880–2894, 2020.
- [2] Y.-H. Tu, J. Du, and C.-H. Lee, “Speech enhancement based on teacher–student deep learning using improved speech presence probability for noise-robust speech recognition,” *IEEE/ACM Transactions on Audio, Speech, and Language Processing*, vol. 27, no. 12, pp. 2080–2091, 2019.
- [3] The Pi Hut, “Raspberry Pi 4 Model B,” <https://thehiphut.com/products/raspberry-pi-4-model-b?src=raspberrypi&variant=20064052740158>, 2023, accessed on May 21, 2023.
- [4] A. Fernández, “General-purpose sound recognition demo,” <https://github.com/yinkalarío/General-Purpose-Sound-Recognition-Demo>, 2021, accessed on May 21, 2023.
- [5] W. Wang, F. Seraj, N. Meratnia, and P. Havinga, “Privacy-aware environmental sound classification for indoor human activity recognition,” in *Proceedings of the PETRA '19: 12th ACM International Conference on Pervasive Technologies Related to Assistive Environments*, 2019, pp. 36–44.
- [6] A. Vafeiadis, K. Votis, D. Giakoumis, D. Tzovaras, L. Chen, and R. Hamzaoui, “Audio content analysis for unobtrusive event detection in smart homes,” *Eng. Appl. Artif. Intell.*, vol. 89, p. 103226, 2020.
- [7] P. Rashidi and A. Mihailidis, “A survey on ambient-assisted living tools for older adults,” *IEEE J. Biomed. Health Inform.*, vol. 17, pp. 579–590, 2012.
- [8] A. Schwartz, “Chicago’s video surveillance cameras: A pervasive and poorly regulated threat to our privacy,” *Northwest J. Technol. Intell. Prop.*, vol. 11, p. 9, 2012.
- [9] M. Chaudhary, V. Prakash, and N. Kumari, “Identification vehicle movement detection in forest area using MFCC and KNN,” in *Proceedings of the 2018 International Conference on System Modeling & Advancement in Research Trends (SMART)*, 2018.
- [10] F. Alías and R. Alsina-Pagès, “Review of wireless acoustic sensor networks for environmental noise monitoring in smart cities,” *J. Sens.*, 2019.
- [11] S. Bouakaz, M. Vacher, M.-E. B. Chaumon, F. Aman, S. Bekkadj, F. Portet, E. Guillou, S. Rossato, E. Desserée, P. Traineau, *et al.*, “CIRDO: Smart companion for helping elderly to live at home for longer,” *Irbm*, vol. 35, no. 2, pp. 100–108, 2014.
- [12] R. Alsina-Pagès, J. Navarro, F. Alías, and M. Hervás, “Home-sound: Real-time audio event detection based on high performance computing for behaviour and surveillance remote monitoring,” *Sensors*, vol. 17, no. 854, 2017.
- [13] J. Socoró, G. Ribera, X. Sevillano, and F. Alías, “Development of an anomalous noise event detection algorithm for dynamic road traffic noise mapping,” in *Proceedings of the 22nd International Congress on Sound and Vibration (ICSV22)*, 2015.
- [14] J. Jeon and J. Hong, “Classification of urban park soundscapes through perceptions of the acoustical environments,” *Landsc. Urban Plan.*, vol. 141, pp. 100–111, 2015.
- [15] A. Gruenstein, R. Alvarez, C. Thornton, and M. Ghodrati, “A cascade architecture for keyword spotting on mobile devices,” *arXiv preprint arXiv:1712.03603*, 2017.
- [16] Y. Koizumi, S. Saito, H. Uematsu, N. Harada, and K. Imoto, “ToyADMOS: A dataset of miniature-machine operating sounds for anomalous sound detection,” in *2019 IEEE Workshop on Applications of Signal Processing to Audio and Acoustics (WASPAA)*. IEEE, 2019, pp. 313–317.
- [17] A. Chowdhery, P. Warden, J. Shlens, A. Howard, and R. Rhodes, “Visual wake words dataset,” *arXiv preprint arXiv:1906.05721*, 2019.
- [18] C. Banbury, V. J. Reddi, P. Torelli, J. Holleman, N. Jeffries, C. Kiraly, P. Montino, D. Kanter, S. Ahmed, D. Pau, *et al.*, “Mlperf tiny benchmark,” *arXiv preprint arXiv:2106.07597*, 2021.
- [19] M. Siekkinen, M. Hienkari, J. K. Nurminen, and J. Nieminen, “How low energy is bluetooth low energy? comparative measurements with zigbee/802.15. 4,” in *2012 IEEE wireless communications and networking conference workshops (WCNCW)*. IEEE, 2012, pp. 232–237.
- [20] Google, “AIY Voice Kit,” <https://aiyprojects.withgoogle.com/voice/>, 2023, accessed on May 21, 2023.
- [21] J. F. Gemmeke, D. P. Ellis, D. Freedman, A. Jansen, W. Lawrence, R. C. Moore, M. Plakal, and M. Ritter, “Audio Set: An ontology and human-labeled dataset for audio events,” in *2017 IEEE International Conference on Acoustics, Speech and Signal Processing (ICASSP)*. IEEE, 2017, pp. 776–780.
- [22] P. Gold, *Instruction Manual, Model N05CC*, Maplin Electronics Ltd, Brookfields Way, Manvers Wath-Upon-Deane, Rotherham, S63 5DL, 2023. [Online]. Available: <https://manualzz.com/doc/23398727/user-manual---tedbar-tinker-hire>
- [23] R. Mehta, R. Zhu, and A. Cheema, “Is noise always bad? exploring the effects of ambient noise on creative cognition,” *Journal of Consumer Research*, vol. 39, no. 4, pp. 784–799, 2012.
- [24] T. InvenSense. (2023) ICS-43432 Datasheet. Accessed: 2023-06-14. [Online]. Available: <http://invensense.tdk.com/download-pdf/ics-43432-datasheet/>
- [25] T. Audacity, “Audacity,” *The Name Audacity (R) Is a Registered Trademark of Dominic Mazzoni Retrieved from http://audacity.sourceforge.net*, 2017.