

Unsupervised Statistical Feature-Guided Diffusion Model for Sensor-based Human Activity Recognition

Si Zuo*
Aalto University
Espoo, Finland
si.zuo@aalto.fi

Vitor Fortes Rey*
DFKI and RPTU
Kaiserslautern, Germany
vitor.fortes_rey@dfki.de

Sungho Suh
DFKI and RPTU
Kaiserslautern, Germany
sungho.suh@dfki.de

Stephan Sigg
Aalto University
Espoo, Finland
stephan.sigg@aalto.fi

Paul Lukowicz
DFKI and RPTU
Kaiserslautern, Germany
paul.lukowicz@dfki.de

ABSTRACT

Recognizing human activities from sensor data is a vital task in various domains, but obtaining diverse and labeled sensor data remains challenging and costly. In this paper, we propose an unsupervised statistical feature-guided diffusion model for sensor-based human activity recognition. The proposed method aims to generate synthetic time-series sensor data without relying on labeled data, addressing the scarcity and annotation difficulties associated with real-world sensor data. By conditioning the diffusion model on statistical information such as mean, standard deviation, Z-score, and skewness, we generate diverse and representative synthetic sensor data. We conducted experiments on public human activity recognition datasets and compared the proposed method to conventional oversampling methods and state-of-the-art generative adversarial network methods. The experimental results demonstrate that the proposed method can improve the performance of human activity recognition and outperform existing techniques.

CCS CONCEPTS

• Computing methodologies → Unsupervised learning; • Mathematics of computing → Time series analysis.

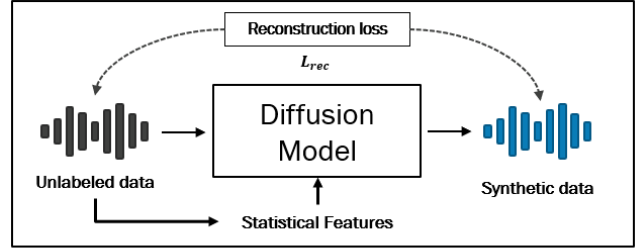
KEYWORDS

Human activity recognition, Sensor data generation, Unsupervised learning, Statistical feature-guided diffusion model

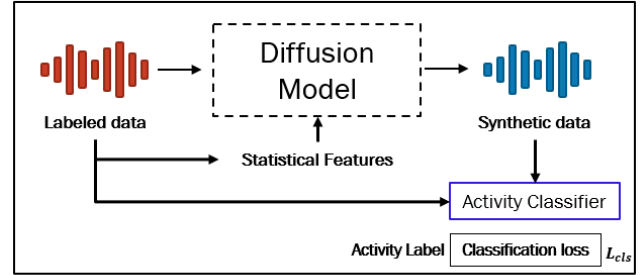
1 INTRODUCTION

Sensor-based human activity recognition (HAR) plays a crucial role in various domains, including healthcare [1, 8], sports [28, 32], and security [5]. The accurate recognition of human activities enables the development of intelligent systems and applications that can assist individuals, monitor their well-being, and improve safety. However, the performance of HAR models heavily relies on the availability of labeled sensor data, which is often costly and challenging to annotate compared to vision data [9]. Unlike vision data, which can be annotated using readily available image or video datasets, sensor data annotation requires specific expertise and specialized equipment. This annotation process becomes prohibitively expensive and time-consuming, hindering the progress of HAR research and limiting its practical applications. Consequently, there

*Both authors contributed equally to this research.



Step 1. Pretraining Diffusion model on unlabeled data



Step 2. Training activity classifier on generated and real data

Figure 1: Overview of the statistical feature-guided diffusion model (SF-DM).

is a need for effective methods that can generate labeled sensor data to overcome the scarcity of annotated datasets.

Conventional oversampling methods, such as Synthetic Minority Over-sampling Technique (SMOTE) [4] and Majority Weighted Minority Oversampling Technique (MWMOTE) [2], have been widely used to address the data scarcity issue in various domains. However, these methods are not specifically designed for sensor data generation in HAR. They often overlook the temporal dependencies and statistical properties inherent in sensor data, which can limit their effectiveness in capturing the true underlying distribution of the data. Consequently, their application to HAR may result in the generation of synthetic data that fails to accurately represent the complexities of real-world sensor data.

On the other hand, generative adversarial network (GAN)-based methods, such as TimeGAN [30], have shown promise in generating realistic time-series data. However, their application to sensor data generation in HAR comes with its own set of challenges. GAN-based methods require a significant amount of labeled data for training, which is often difficult to obtain in sensor-based scenarios. Additionally, the generated data may suffer from mode collapse

or lack of diversity, limiting their effectiveness in improving the performance of HAR models.

In this paper, we propose an unsupervised statistical feature-guided diffusion model for sensor-based HAR. Our goal is to address the challenge of costly and hard-to-annotate sensor data by leveraging the abundance of unlabeled sensor data that can be easily obtained in real-world scenarios. By utilizing unsupervised learning techniques, we aim to generate synthetic sensor data that can enhance the performance of HAR models without relying on labeled data for training.

The proposed diffusion model is conditioned by statistical information such as mean, standard deviation, Z-score, and skewness. By capturing the statistical properties of real-world sensor data, the diffusion model can generate synthetic sensor data that closely resemble the characteristics of the original data. Unlike traditional generative models that require class labels, our approach does not depend on labeled sensor data, making it highly applicable to scenarios where labeled data is scarce or unavailable. Our framework consists of two steps: the training of the unsupervised statistical feature-guided diffusion model on a large amount of unlabeled sensor data, and the training of an independent human activity classifier using a combination of a small amount of labeled real data and the synthetic data generated by the pretrained diffusion model. This two-step process enables us to leverage the benefits of both unsupervised learning and supervised classification, leading to improved HAR performance.

To evaluate the effectiveness of our approach, we conduct experiments on three widely used public open-access datasets: MM-FIT [27], PAMAP2 [21], and Opportunity [3]. We compare our proposed method with conventional oversampling techniques, such as SMOTE [4] and SVM-SMOTE [19], and GAN-based method, TimeGAN [30]. The experimental results demonstrate the superiority of our approach, both in terms of performance metrics for HAR and the diversity of synthetic data generated.

The main contributions of this paper can be summarized as follows: (1) We propose an unsupervised statistical feature-guided diffusion model (SF-DM) for sensor data generation in HAR, capturing the features of the time-series sensor data more effectively. (2) The proposed diffusion model generates synthetic sensor data conditioned on statistical information, such as mean, standard deviation, Z-score, and skewness, without relying on class label information, making it applicable to scenarios where labeled data is scarce or unavailable. (3) Experimental results on public open-access datasets demonstrate the superiority of our approach over conventional oversampling methods and GAN-based methods, showcasing improved performance in HAR.

The rest of the paper is organized as follows. Section 2 introduces the related works. Section 3 provides the details of the proposed diffusion model. Section 4 presents quantitative experimental results on the three datasets. Finally, Section 5 concludes the paper.

2 RELATED WORKS

The essential idea of the diffusion model is inspired by non-equilibrium statistical physics, which is to eliminate structure in a data distribution gradually using an iterative forward diffusion approach. Then learn a reverse diffusion process that reinstates structure in the

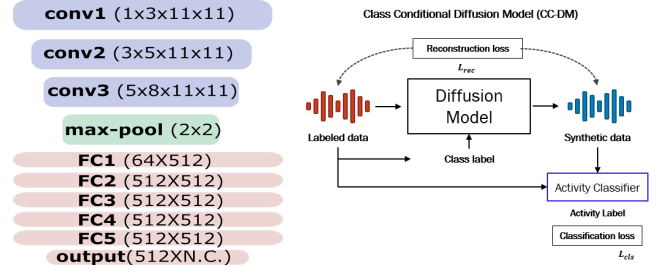


Figure 2: HAR classifier.

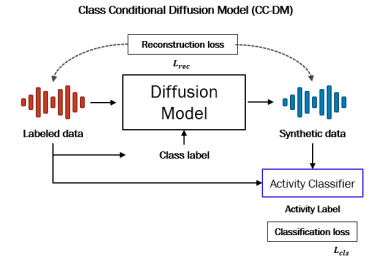


Figure 3: HAR with Class Conditional Diffusion Model.

data, producing an adaptable and manageable generative model of data [24]. Recently, the Diffusion Probabilistic Models (DM) beat GAN [11] and have achieved state-of-the-art results in image synthesis by ensuring high quality and diversity [6, 12–14, 20, 22]. Ho et al.’s work [13] represents the diffusion process (forward process) with a Markov chain that transforms the original data distribution into a Gaussian distribution and the reverse process (denoising process) learns to generate samples by removing noise step by step with a deep learning model. The U-Net [23] architecture is considered to be a powerful deep learning model for denoising [13–15]. To further improve the denoising performance, a stack of residual layers and attention mechanisms are introduced to U-Net-like models [16, 22, 26]. The application of the diffusion model often necessitates thousands of computation steps in order to obtain a high-quality new sample, thereby imposing significant limitations on its practical usability. Researchers have extensively investigated methods to enhance the sampling speed of the diffusion model, such as discretization optimization [7], utilizing non-Markovian process [25] and partial sampling [25].

In addition to image synthesis, diffusion models have been widely applied to other tasks including image in-painting [18], 3D shape generation [33], text generation [10], audio synthesis [17], molecular conformation generation [29], and so on. In this paper, we propose the first unsupervised diffusion model for sensor data generation in HAR.

3 METHOD

The proposed method consists of two main steps to improve performance of HAR model, as illustrated in Figure 1. First, we pretrain the diffusion model using real unlabeled sensor data. Second, we pretrain the HAR classifier using synthetic sensor data generated by the well-trained diffusion model (SF-DM), followed by fine-tuning the classifier with real data. For comparison, we also propose a class conditional diffusion model (CC-DM) that is only guided by label information, as shown in Figure 3.

The proposed unsupervised statistical feature-guided diffusion model consists of two main components: the diffusion and denoising model, as well as the conditioner. As depicted in Figure 4, we employ an encoder-decoder framework for SF-DM.

The encoder of SF-DM includes three convolutional blocks and a max-pooling layer. There are three different inputs to the convolutional block: statistical features from the conditioner, noisy data I_T from diffusion step T , and diffusion step embedding. Before feeding the statistical features to the convolutional layer, we project them

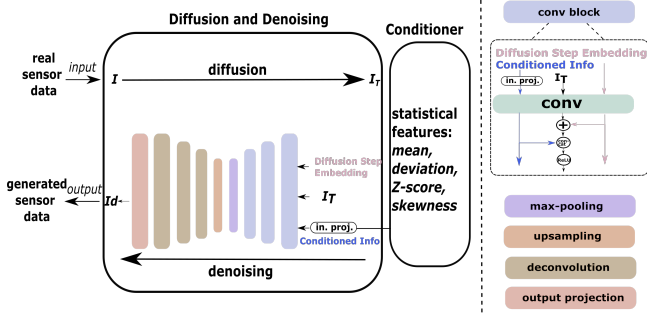


Figure 4: The architecture of the proposed diffusion model.

to match the shape of the noisy data. The output of diffusion step embedding from the convolutional layer is added to that of I_T and concatenated with the output of statistical features from the convolutional layer. We employ convolutional layers with a kernel size of 9×9 and a max-pooling layer with a kernel size of 2×2 and stride 2. The decoder incorporates an upsampling layer that restores the resolution to match that of the previous layer and deconvolutional layers [31] (with a kernel size of 9×9) which disseminates the information contained in one data point across multiple data points. An output projection layer is followed to match the dimension of the output from the diffusion model with the input real data.

To guide the generation of synthetic sensor data, we leverage statistical features extracted by the proposed conditioner from real data. The features include the mean, deviations from the mean, Z-score ($\frac{x-\mu}{\sigma}$, where x is an observed value, μ represents the mean of all values and σ indicates the standard deviation of the sample) which measures how does a value relate to the mean of a set of values, and skewness. Importantly, label information is not required, which means the **SF-DM** can be widely applied to unsupervised training with unlabeled datasets. We concatenate three features before input to the diffusion model.

A simple convolutional neural network (CNN) is utilized for HAR (Figure 2). There are three convolutional layers (**conv1**, **conv2**, **conv3**) with stride 2 (each layer followed by a ReLU activation function), a max-pooling layer with dilation 1, five fully connected layers (**FC1**, **FC2**, **FC3**, **FC4**, **FC5**), each of which followed by a ReLU activation function and an output layer. We use the same structure for pretraining and fine-tuning.

As depicted in Figure 1, the training procedure of the HAR classifier with **SF-DM** mainly includes two steps: (1) **SF-DM** training: as the label information is not needed by **SF-DM**, we first train the SF-DM on a large amount of the unlabeled real data; (2) HAR classifier training: we pretrain the HAR classifier with synthetic sensor data generated by the pretrained **SF-DM** and then finetune the classifier with real data.

We optimize the proposed diffusion model with reconstruction loss with Mean Absolute Error (MAE).

$$L_{rec}(x; \theta_P, \theta_Q) = \frac{\sum_{l=1}^n |Q(P(x_l)) - x_l|}{n} \quad (1)$$

where x represents the unlabeled sensor data, P and Q indicate the decoder and encoder of the diffusion model, respectively, and n is the number of data samples.

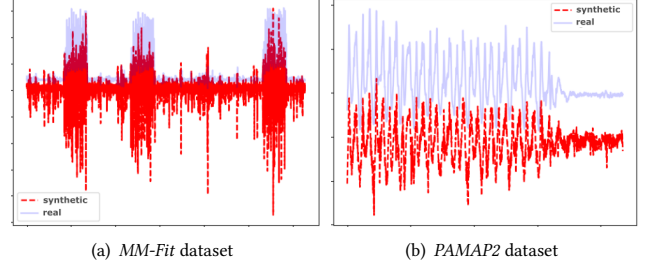


Figure 5: Examples of generated sensor data. The data in red indicates the synthetic sensor data from the diffusion model, while the blue one represents the real sensor data.

Table 1: Comparison results of human activity recognition on different datasets with 20% of real data. Results are averaged over 5 runs.

| | | B.L. | SMOTE | SVMS. | TimeGAN | CC-DM | SF-DM |
|---------------|------|-------|-------|--------------|---------|-------|--------------|
| <i>MM-Fit</i> | Acc. | 0.826 | 0.845 | 0.840 | 0.827 | 0.835 | 0.849 |
| | M.F1 | 0.397 | 0.433 | 0.434 | 0.315 | 0.319 | 0.441 |
| <i>PAMAP2</i> | Acc. | 0.491 | 0.489 | 0.492 | 0.477 | 0.488 | 0.484 |
| | M.F1 | 0.430 | 0.352 | 0.419 | 0.412 | 0.383 | 0.435 |
| <i>Oppo.</i> | Acc. | 0.366 | 0.489 | 0.488 | 0.470 | 0.446 | 0.493 |
| | M.F1 | 0.198 | 0.412 | 0.361 | 0.357 | 0.271 | 0.427 |

The activity classification loss (cross-entropy) is utilized to train the HAR classifier as follows.

$$L_{act}(x, y; \theta_E, \theta_C) = - \sum_{l=1}^{n_c} y_l \log C(E(x_l)) \quad (2)$$

where x represents the input data, y is the corresponding class label, E denotes the pretrained diffusion model including P and Q , C is the activity classifier, and n_c indicates the number of classes.

We initialize the learning rate with a value of 0.0002. The step size of the forward diffusion process is controlled by a variance schedule $\{\beta_t \in (0.0001, 0.05)\}$ where t ranges from 1 to T . The maximum diffusion step is set to be 50.

4 EXPERIMENTS AND RESULTS

We evaluate the **SF-DM** on three datasets: *MM-Fit* [27], *PAMAP2* [21], and *Opportunity* [3]. *MM-Fit* provides sensor data of ten full-body physical exercises from multiple time-synchronized wearable sensing devices and multiple subjects. We utilize the accelerometer sensor data of smartwatch from left hand. The training sets consist of data from subjects with IDs '01', '02', '03', '04', '06', '07', '08', '16', '17', '18', '14', and '15'. Subject '19' is assigned for validation, and the testing set utilizes data from subjects '09', '10', and '11'. The *PAMAP2* dataset collects from nine subjects wearing three inertial measurement units and a heart rate monitor while engaging in 18 different physical activities. The accelerometer sensor data from IMU sensor placed on hand is selected. Data from subjects '101'-'106' is for training, subject '107' for validation while subject '108' for testing. In our experiment, we only keep data from classes that all subjects performed. *Opportunity* dataset has naturalistic human activities with two types of sessions: **Drill** (participants perform pre-defined activities sequentially) and **ADL** (participants execute a high-level task with increased flexibility regarding the sequence

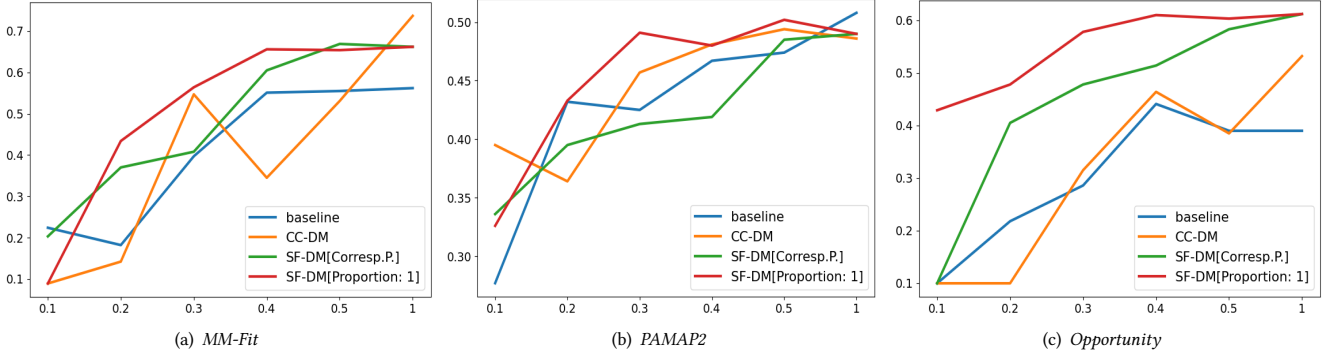


Figure 6: Ablation study for the proposed diffusion model on *MM-Fit*, *PAMAP2*, and *Opportunity* datasets by changing the proportion of labeled real sensor data. X-axis: proportion of labeled real data usage; Y-axis: Macro F1 score.

of individual atomic activities) sessions. In our experiment, we only consider the locomotion and data from accelerometer *RKN*. As recommended in the paper, we keep the *ADL4* and *ADL5* from subject '2' and '3' for testing, *ADL5* from subject '1' for validation and the rest for training. The window size (number of data points per window) for *MM-Fit*, *PAMAP2* and *Opportunity* is 400, 200, and 200 respectively. For all datasets, we use the norm ($\sqrt{x^2 + y^2 + z^2}$) of data collected from its three axes (x, y, z) as input.

4.1 Experiments

To evaluate classification the performance, we compare the proposed model with conventional oversampling techniques, SMOTE [4] and SVM-SMOTE [19], and GAN-based approach, TimeGAN [30]. For fair comparison, all models follow the same training procedure: (1) pretrain the data generation model to produce synthetic sensor data; (2) train the HAR classifier on synthetic data and then fine-tune with a certain proportion of real data. The proportion of real data usage is 20%. We run each model five times and compare the average classification accuracy and Macro F1.

To effectively demonstrate the impact of **SF-DM** on enhancing the performance of HAR, we additionally train the diffusion model using varying quantities of real data, considering scenarios where data is scarce. We conduct a comparison of the Macro F1 score between two models: one trained solely on a specific quantity of real data (baseline), and another model that undergoes pre-training on synthetic sensor data from **SF-DM** (also trained on a specific quantity of real data) followed by fine-tuning using the same real dataset (**SF-DM[Corresp.P.]**). Thus we train the **SF-DM** on the full dataset while having the HAR classifier trained on part of the real data (the proportion of real data used: [0.1, 0.2, 0.3, 0.4, 0.5, 1]) - **SF-DM[Proportion:1]**. As part of the ablation study, we train **CC-DMs** with proportional real data and produce the corresponding classification results. To evaluate the proposed diffusion model, we use Accuracy and Macro F1 score on the HAR task.

4.2 Results

Examples of generated synthetic sensor data are shown in Figure 5. Table 1 shows the comparison results of HAR in terms of accuracy and macro F1 score on different datasets when only 20% of the training data is available. Comparing the baseline score with the classifier pretrained using our diffusion approach (**SF-DM**), we observed significant performance gains in terms of macro F1 score on

the *MM-Fit* and *Opportunity* datasets. Specifically, **SF-DM** achieved an improvement of up to 5 % in macro F1 score compared to the baseline. Moreover, in those datasets, we also outperform other oversampling approaches and even TimeGAN by a margin ranging from 7 % to 13 % in terms of macro F1 score. Regarding *PAMAP2*, our method does not show degradation in performance in relation to the baseline as observed in the macro F1 score of other approaches. Instead, we lead by a very small margin in macro F1, which is a more reliable metric for HAR due to its ability to handle class imbalance.

Figure 6 shows the ablation study of proposed model on three datasets by changing the proportion of labeled real data. **SF-DM** [Proportion: 1] outperforms baseline and other methods in most of the cases, especially on *Opportunity* dataset, which highlights the adequacy and effectiveness of statistical features. When reducing the amount of unlabeled data available to the diffusion models we see less improvement with results worse than our **SF-DM** [Proportion: 1] and sometimes even below the baseline. This may be due to the instability of training diffusion models with limited data. Interestingly, in cases where **SF-DM** shows clearer improvements, such as in *MM-Fit* and *Opportunity*, using only partial data with our statistical information (**SF-DM** [Corresp: P.]) is overall better than using the label information for diffusion (**CC-DM**), which can often fall below the baseline results.

5 CONCLUSION

In this paper, we propose an unsupervised statistical feature-Guided diffusion model for sensor-based HAR. The diffusion model, based on an encoder-decoder framework, utilizes statistical features such as deviation to mean values, z-scores, and skewness, to generate high-quality synthetic sensor data without relying on class label information. We evaluate the quality of generated synthetic data both visually and in the context of improving HAR. We also compared the proposed method with oversampling techniques and TimeGAN, and our approach consistently outperformed them. The significance of our work extends beyond HAR, as our approach has the potential to be applied in various domains that require time-series data, especially in scenarios with limited labeled data. In future work, we aim to optimize the training procedure of our framework and utilize class distribution information. In addition, we plan to extend it to sensor data generation from other modalities, such as video data, and explore additional statistical features from both the time and frequency domains.

REFERENCES

- [1] Marc Bachlin, Meir Plotnik, Daniel Roggen, Inbal Maidan, Jeffrey M Hausdorff, Nir Giladi, and Gerhard Troster. 2009. Wearable assistant for Parkinson’s disease patients with the freezing of gait symptom. *IEEE Transactions on Information Technology in Biomedicine* 14, 2 (2009), 436–446.
- [2] Sukarna Barua, Md Monirul Islam, Xin Yao, and Kazuyuki Murase. 2012. MWMOTE-majority weighted minority oversampling technique for imbalanced data set learning. *IEEE Transactions on knowledge and data engineering* 26, 2 (2012), 405–425.
- [3] Ricardo Chavarriaga, Hesam Sagha, Alberto Calatroni, Sundara Tejaswi Digu-marti, Gerhard Tröster, José del R Millán, and Daniel Roggen. 2013. The Opportunity challenge: A benchmark database for on-body sensor-based activity recognition. *Pattern Recognition Letters* 34, 15 (2013), 2033–2042.
- [4] Nitesh V Chawla, Kevin W Bowyer, Lawrence O Hall, and W Philip Kegelmeyer. 2002. SMOTE: synthetic minority over-sampling technique. *Journal of artificial intelligence research* 16 (2002), 321–357.
- [5] Mohammad Omar Derawi, Claudia Nickel, Patrick Bours, and Christoph Busch. 2010. Unobtrusive user-authentication on mobile phones using biometric gait recognition. In *2010 Sixth International Conference on Intelligent Information Hiding and Multimedia Signal Processing*. IEEE, 306–311.
- [6] Prafulla Dhariwal and Alexander Nichol. 2021. Diffusion Models Beat GANs on Image Synthesis. In *Advances in Neural Information Processing Systems*, M. Ranzato, A. Beygelzimer, Y. Dauphin, P.S. Liang, and J. Wortman Vaughan (Eds.), Vol. 34. Curran Associates, Inc., 8780–8794. https://proceedings.neurips.cc/paper_files/paper/2021/file/49ad23d1ec9fa4bd8d77d02681df5cfa-Paper.pdf
- [7] Tim Dockhorn, Arash Vahdat, and Karsten Kreis. 2022. GENIE: Higher-order denoising diffusion solvers. *arXiv preprint arXiv:2210.05475* (2022).
- [8] Hannah Friederike Fischer, Daniela Wittmann, Alejandro Baucells Costa, Bo Zhou, Gesche Joost, and Paul Lukowicz. 2021. Masquare: A Functional Smart Mask Design for Health Monitoring. In *2021 International Symposium on Wearable Computers*. 175–178.
- [9] Vitor Fortes Rey, Sungho Suh, and Paul Lukowicz. 2022. Learning from the Best: Contrastive Representations Learning Across Sensor Locations for Wearable Activity Recognition. In *Proceedings of the 2022 ACM International Symposium on Wearable Computers*. 28–32.
- [10] Shansan Gong, Mukai Li, Jiangtao Feng, Zhiyong Wu, and LingPeng Kong. 2022. Diffuseq: Sequence to sequence text generation with diffusion models. *arXiv preprint arXiv:2210.08933* (2022).
- [11] Ian J. Goodfellow, Jean Pouget-Abadie, M. Mirza, Bing Xu, David Warde-Farley, Sherjil Ozair, Aaron C. Courville, and Yoshua Bengio. 2014. Generative Adversarial Nets. In *NIPS*.
- [12] Shuyang Gu, Dong Chen, Jianmin Bao, Fang Wen, Bo Zhang, Dongdong Chen, Lu Yuan, and Baining Guo. 2021. Vector Quantized Diffusion Model for Text-to-Image Synthesis. *2022 IEEE/CVF Conference on Computer Vision and Pattern Recognition (CVPR)* (2021), 10686–10696.
- [13] Jonathan Ho, Ajay Jain, and Pieter Abbeel. 2020. Denoising Diffusion Probabilistic Models. In *Advances in Neural Information Processing Systems*, H. Larochelle, M. Ranzato, R. Hadsell, M.F. Balcan, and H. Lin (Eds.), Vol. 33. Curran Associates, Inc., 6840–6851. https://proceedings.neurips.cc/paper_files/paper/2020/file/4c5bcfec8584af0d967f1ab10179ca4b-Paper.pdf
- [14] Jonathan Ho, Tim Salimans, Alexey Gritsenko, William Chan, Mohammad Norouzi, and David J. Fleet. 2022. Video Diffusion Models. *ArXiv abs/2204.03458* (2022).
- [15] Alexia Jolicœur-Martineau, Remi Piche-Taillefer, Rémi Tachet des Combes, and Ioannis Mitliagkas. 2020. Adversarial score matching and improved sampling for image generation. *ArXiv abs/2009.05475* (2020).
- [16] Jihoon Kim, Jiseob Kim, and Sungjoon Choi. 2022. Flame: Free-form language-based motion synthesis & editing. *arXiv preprint arXiv:2209.00349* (2022).
- [17] Zhifeng Kong, Wei Ping, Jiaji Huang, Kexin Zhao, and Bryan Catanzaro. 2020. Diffwave: A versatile diffusion model for audio synthesis. *arXiv preprint arXiv:2009.09761* (2020).
- [18] Andreas Lugmayr, Martin Danelljan, Andres Romero, Fisher Yu, Radu Timofte, and Luc Van Gool. 2022. Repaint: Inpainting using denoising diffusion probabilistic models. In *Proceedings of the IEEE/CVF Conference on Computer Vision and Pattern Recognition*. 11461–11471.
- [19] Hien M Nguyen, Eric W Cooper, and Katsuari Kamei. 2011. Borderline over-sampling for imbalanced data classification. *International Journal of Knowledge Engineering and Soft Data Paradigms* 3, 1 (2011), 4–21.
- [20] Alexander Quinn Nichol and Prafulla Dhariwal. 2021. Improved denoising diffusion probabilistic models. In *International Conference on Machine Learning*. PMLR, 8162–8171.
- [21] Attila Reiss and Didier Stricker. 2012. Introducing a new benchmarked dataset for activity monitoring. In *2012 16th international symposium on wearable computers*. IEEE, 108–109.
- [22] Robin Rombach, A. Blattmann, Dominik Lorenz, Patrick Esser, and Björn Ommer. 2021. High-Resolution Image Synthesis with Latent Diffusion Models. *2022 IEEE/CVF Conference on Computer Vision and Pattern Recognition (CVPR)* (2021), 10674–10685.
- [23] Olaf Ronneberger, Philipp Fischer, and Thomas Brox. 2015. U-net: Convolutional networks for biomedical image segmentation. In *Medical Image Computing and Computer-Assisted Intervention–MICCAI 2015: 18th International Conference, Munich, Germany, October 5–9, 2015, Proceedings, Part III* 18. Springer, 234–241.
- [24] Jascha Narain Sohl-Dickstein, Eric A. Weiss, Niru Maheswaranathan, and Surya Ganguli. 2015. Deep Unsupervised Learning using Nonequilibrium Thermodynamics. *ArXiv abs/1503.03585* (2015).
- [25] Jiaming Song, Chenlin Meng, and Stefano Ermon. 2020. Denoising diffusion implicit models. *arXiv preprint arXiv:2010.02502* (2020).
- [26] Yang Song, Jascha Sohl-Dickstein, Diederik P Kingma, Abhishek Kumar, Stefano Ermon, and Ben Poole. 2021. Score-Based Generative Modeling through Stochastic Differential Equations. In *International Conference on Learning Representations*. <https://openreview.net/forum?id=PxTIG12RRHS>
- [27] David Strömbeck, Sangxia Huang, and Valentin Radu. 2020. Mm-fit: Multimodal deep learning for automatic exercise logging across sensing devices. *Proceedings of the ACM on Interactive, Mobile, Wearable and Ubiquitous Technologies* 4, 4 (2020), 1–22.
- [28] Mathias Sundholm, Jingyuan Cheng, Bo Zhou, Akash Sethi, and Paul Lukowicz. 2014. Smart-mat: Recognizing and counting gym exercises with low-cost resistive pressure sensing matrix. In *Proceedings of the 2014 ACM international joint conference on pervasive and ubiquitous computing*. 373–382.
- [29] Minkai Xu, Lantao Yu, Yang Song, Chence Shi, Stefano Ermon, and Jian Tang. 2022. Geodiff: A geometric diffusion model for molecular conformation generation. *arXiv preprint arXiv:2203.02923* (2022).
- [30] Jinsung Yoon, Daniel Jarrett, and Mihaela Van der Schaar. 2019. Time-series generative adversarial networks. *Advances in neural information processing systems* 32 (2019).
- [31] Matthew D Zeiler, Dilip Krishnan, Graham W Taylor, and Rob Fergus. 2010. Deconvolutional networks. In *2010 IEEE Computer Society Conference on computer vision and pattern recognition*. IEEE, 2528–2535.
- [32] Bo Zhou, Sungho Suh, Vitor Fortes Rey, Carlos Andres Velez Altamirano, and Paul Lukowicz. 2022. Quali-Mat: Evaluating the Quality of Execution in Body-Weight Exercises with a Pressure Sensitive Sports Mat. *Proceedings of the ACM on Interactive, Mobile, Wearable and Ubiquitous Technologies* 6, 2 (2022), 1–45.
- [33] Linqi Zhou, Yilun Du, and Jiajun Wu. 2021. 3d shape generation and completion through point-voxel diffusion. In *Proceedings of the IEEE/CVF International Conference on Computer Vision*. 5826–5835.