

# Comparison of SeDuMi and SDPT3 Solvers for Stability of Continuous-time Linear System

Guangda Xu<sup>1</sup>

---

## Abstract

SeDuMi and SDPT3 are two solvers for solving Semi-definite Programming (SDP) or Linear Matrix Inequality (LMI) problems. A computational performance comparison of these two are undertaken in this paper regarding the Stability of Continuous-time Linear Systems. The comparison mainly focuses on computational times and memory requirements for different scales of problems. To implement and compare the two solvers on a set of well-posed problems, we employ YALMIP, a widely used toolbox for modeling and optimization in MATLAB. The primary goal of this study is to provide an empirical assessment of the relative computational efficiency of SeDuMi and SDPT3 under varying problem conditions. Our evaluation indicates that SDPT3 performs much better in large-scale, high-precision calculations.

**CCS Concepts:** • Mathematics of computing Mathematical software Solvers; • Mathematics of computing Mathematical software Mathematical software performance; • Theory of computation Design and analysis of algorithms Mathematical optimization Continuous optimization Semidefinite programming

**Key Words and Phrases:** Semi-definite Programming, Linear Matrix Inequality, Continuous-time Linear System, MATLAB Software, SeDuMi, SDPT3, YALMIP

---

## 1. Introduction

Semidefinite Programming (SDP) and Linear Matrix Inequality (LMI) are powerful mathematical tools that are employed to address optimization problems in various domains, such as control theory[1, 2], signal processing[3], and machine learning[4–6]. These two kinds of problems are intimately linked and frequently utilized in combination, as their conversion is feasible within CVX (another software package for Disciplined Convex Programming) and YALMIP[7, 8].

SeDuMi (Self-Dual-Minimization) and SDPT3 are both solvers that can be utilized to solve SDP and LMI problems. In this paper, we select these two

---

<sup>1</sup>College of Design and Engineering, National University of Singapore, Singapore 117575; Email address: guangda.xu@u.nus.edu

representative solvers to conduct experiments and compare their efficiency in solving the Stability of Continuous-time Linear System problems.

### 1.1. *SeDuMi*

SeDuMi is an optimization solver that can be utilized to solve a variety of optimization problems, including linear, quadratic, and semidefinite programming problems. It employs the primal-dual interior-point method to tackle the problem by iteratively solving a sequence of convex optimization problems. The solver starts by solving a relaxed problem that has a simpler structure than the original problem, and then constructs a sequence of intermediate problems that gradually converge to the optimal solution of the original problem[9].

The primal-dual interior-point method consists of two primary phases: the predictor phase and the corrector phase. In the predictor phase, the solver estimates the direction of the optimal solution and computes a new point using a step-size parameter. In the corrector phase, the solver corrects the estimate and computes another new point that is closer to the optimal solution[10].

SeDuMi has the capability to handle problems with up to millions of variables and constraints.

### 1.2. *SDPT3*

SDPT3, also an optimization solver, utilizes the dual interior-point method to solve optimization problems by finding a solution to a sequence of dual problems. In contrast to the primal problem, the dual problem is a lower bound on the optimal value of the primal problem and has a simpler structure.

Similar to SeDuMi, SDPT3 consists of two main phases - the predictor phase and the corrector phase. However, SDPT3 uses the search direction obtained by solving a linear system, rather than using a step-size parameter. While SeDuMi corrects the estimate using a line search, SDPT3 employs a Mehrotra predictor-corrector algorithm instead[11].

Overall, both SeDuMi and SDPT3 are highly efficient and reliable optimization solvers for SDP and LMI. Although they employ different interior-point methods, they share many common features and algorithms. The choice between the two solvers depends on the specific requirements of the optimization problem and the user's familiarity and experience with the software.

## 2. Description of the Problem Set

In this paper, the problem is set as the Stability of Continuous-time Linear System.

As we know, the Lyapunov equation  $A^T P + P A = -Q$  can be stated as

$$A^T P + P A + Q = 0$$

for some  $Q \succ 0$  and Let  $Q = I$ .

Then, these conditions can be converted into LMI as

$$\begin{aligned} & \min Tr(IP) \\ & -I - A^T P - PA \succeq 0 \\ & -I + P \succeq 0 \end{aligned}$$

where  $A$  is a given real square matrix.

The problem set used in this project comprises 42 different scenarios related to the stability of continuous-time linear systems. The scenarios vary in size ( $n$ ) of the given matrix  $A$  and in the constraint of dimension ( $m$ ) (i.e., the number of inequality constraint  $-I - A^T P - PA \succeq 0$  or the number of matrix  $A$ ). The detail of the problem set is shown in Table 1.

Table 1: Different Scenarios of the Problem Set

$n$	3	5	10	20	30	50	100
$m$	1	3	5	10	20	30	

### 3. Computational Findings

In this section, we conduct a comparative evaluation of the computational efficiency of SeDuMi and SDPT3 for the selected problem set from the following perspectives.

#### 3.1. Computations Needed (Measured by the Computational Times)

We measured the computational times required by SeDuMi and SDPT3 to solve the problem set[12]. In Section 3.1, the results presented are all obtained by setting the stopping tolerance uniformly to  $1e - 8$ .

##### 3.1.1. When $n$ and $m$ are invariant

Through a comparative analysis of various combinations of  $m$  and  $n$ , our findings indicate that the computational times required by SeDuMi and SDPT3 are similar, with SDPT3 being marginally faster than SeDuMi in most cases. However, when the value of  $n$  is exceptionally large, the gap between the two algorithms becomes more pronounced, with SDPT3 significantly outperforming SeDuMi in terms of computational efficiency.

The comparison is shown in Figure 1.

##### 3.1.2. When $m$ is fixed with $n$ increasing

As the size  $n$  of matrix increases, the computational time of both algorithms shows an upward trend.

As shown in Figures 2 and 3, for small values of  $n$  (usually less than 20), the computational times of the two solvers are similar. However, as  $n$  increases, SDPT3 outperforms SeDuMi in terms of computational times. The gap between the two solvers becomes more prominent as  $n$  grows larger.

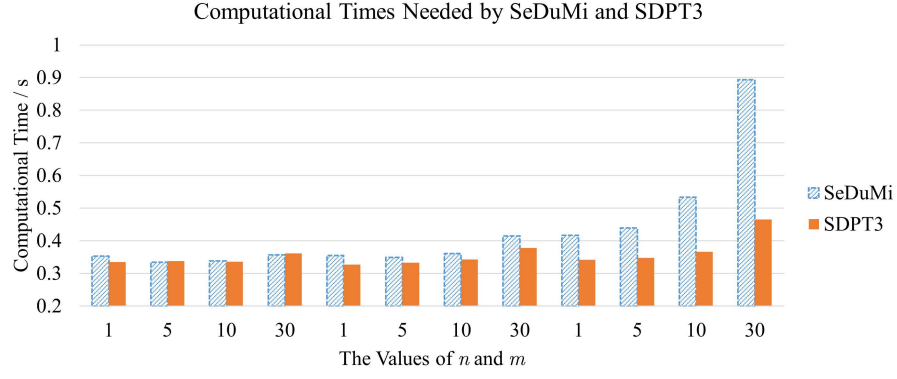


Figure 1: Time comparison of different sets of invariant  $n$  and  $m$

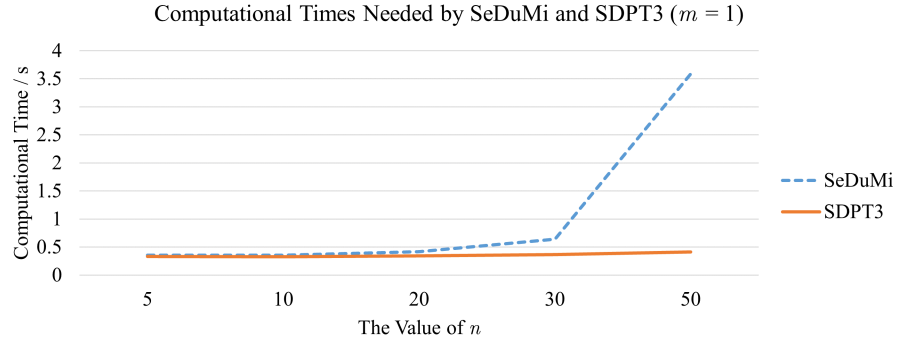


Figure 2: Time comparison when  $m$  is fixed to 1 with  $n$  increasing

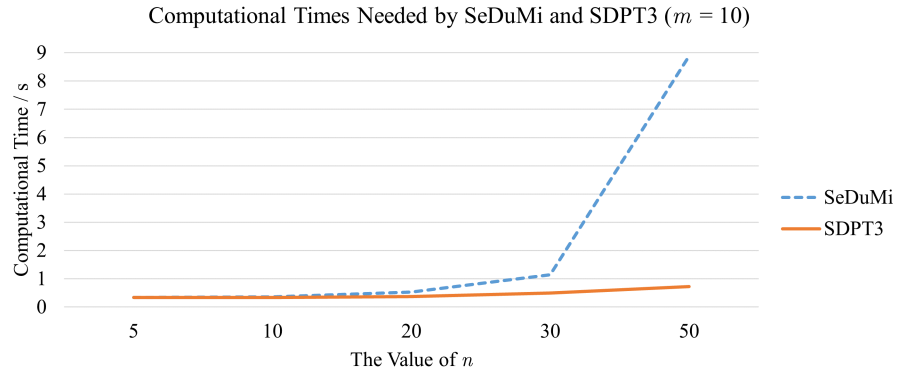


Figure 3: Time comparison when  $m$  is fixed to 10 with  $n$  increasing

### 3.1.3. When $n$ is fixed with $m$ increasing

Similar to the rule stated in the preceding section 3.1.2, it is evident that the computational time of both algorithms increases in tandem with the increase in  $m$ . Notably, both SeDuMi and SDPT3 exhibit comparatively lower sensitivity to  $m$  than  $n$ , with respect to their computational efficiency. The comparison is shown in Figures 4 and 5.

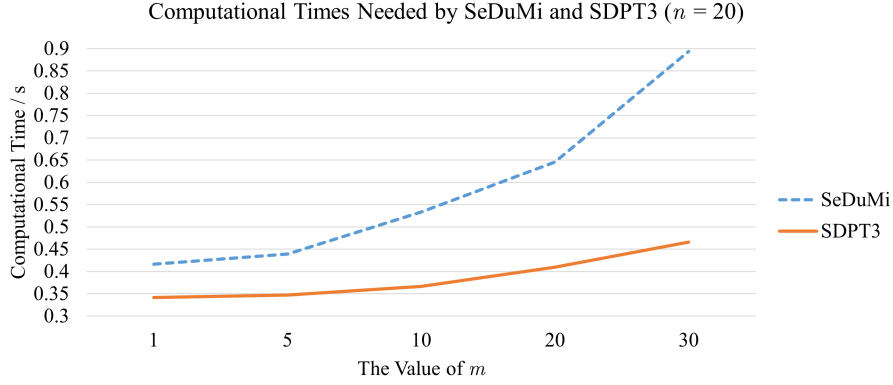


Figure 4: Time comparison when  $n$  is fixed to 20 with  $m$  increasing

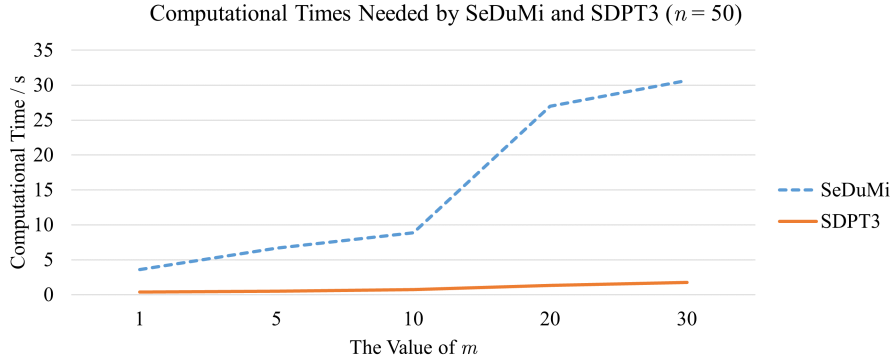


Figure 5: Time comparison when  $n$  is fixed to 50 with  $m$  increasing

### 3.2. Sensitivity to Tolerance Used for Stopping the Algorithm

To facilitate a concise and meaningful comparison between different tolerances, we opted not to embed tolerance switching in the program. Instead, we manually generated a matrix  $A$  without altering  $n$  and  $m$ , then the tolerance (i.e., a representation of precision) is varied to observe the solver's performance [12]. The comparison is shown in Figures 6 and 7.

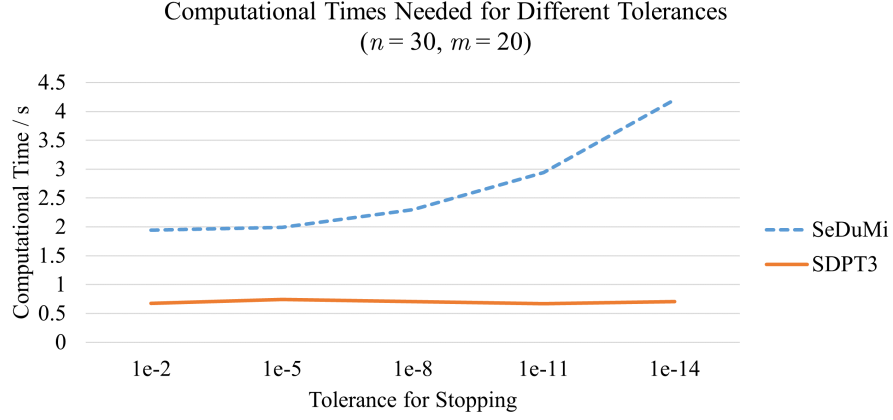


Figure 6: Time comparison when  $n = 30$  and  $m = 20$  with different tolerances

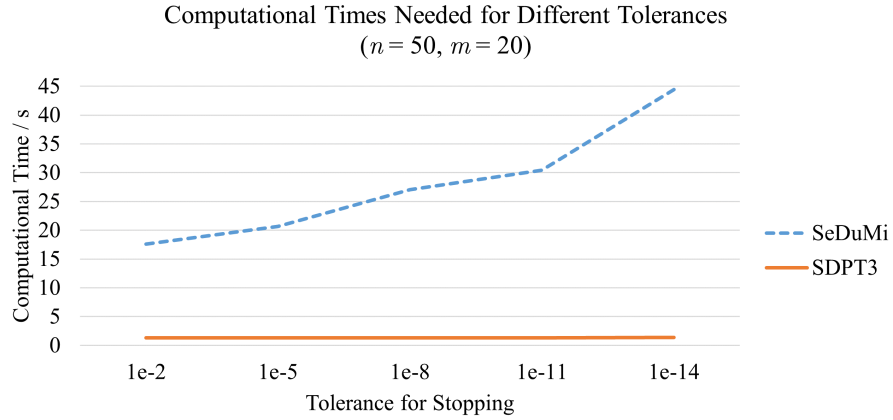


Figure 7: Time comparison when  $n = 50$  and  $m = 20$  with different tolerances

As the tolerance becomes smaller, the difference in running times between the two algorithms becomes increasingly pronounced, with SDPT3 consistently exhibiting faster performance than SeDuMi.

It can be seen that SeDuMi's runtime becomes longer as the tolerance decreases, which we attribute to the solver having to perform more iterations to achieve the desired level of accuracy. Conversely, it is remarkable that changes in tolerance have little effect on SDPT3's performance, or it has a low sensitivity to accuracy. That is because the dual interior-point method used in SDPT3 is self-correcting and has an inbuilt mechanism for maintaining numerical stability[13]. This allows SDPT3 to handle high-precision problems without significantly compromising its efficiency.

### 3.3. Memory Usage

We developed a function called *monitor\_memory\_whos* in our program to track memory usage during each optimization process. This function operates by evaluating memory usage within the base workspace and aggregating the bytes used. It should be noted that while MATLAB offers a built-in *memory* function, its output reflects the total memory occupied by the MATLAB client[14], which is of limited relevance to our analysis.

For the same set of  $m$  and  $n$ , the difference in memory required by SeDuMi and SDPT3 is negligible. The curves of the two algorithms shown below are so close that they are practically indistinguishable, although the output of the program indicates that SeDuMi typically requires slightly less memory (with differences less than 0.01 MB)[12]. We also found that increases in either  $m$  or  $n$  can result in higher memory usage, but changes in  $n$  (as shown in Figures 8 and 9) have a more pronounced effect on memory consumption compared to changes in  $m$  (as shown in Figures 10 and 11).

Besides that, our analysis indicates that the memory usage of both algorithms is largely insensitive to changes in tolerance, as shown in Figure 12. This suggests that the accuracy requirement primarily affects computational time, rather than memory consumption.

## 4. Conclusions

We conducted a comparative analysis of the computational performance of two solvers, SeDuMi and SDPT3. The analysis utilized YALMIP and involved implementing and testing the two solvers on a set of problems related to the Stability of Continuous-time Linear Systems, with varying sizes of matrix  $A$ , constraints of dimension, and tolerances[15].

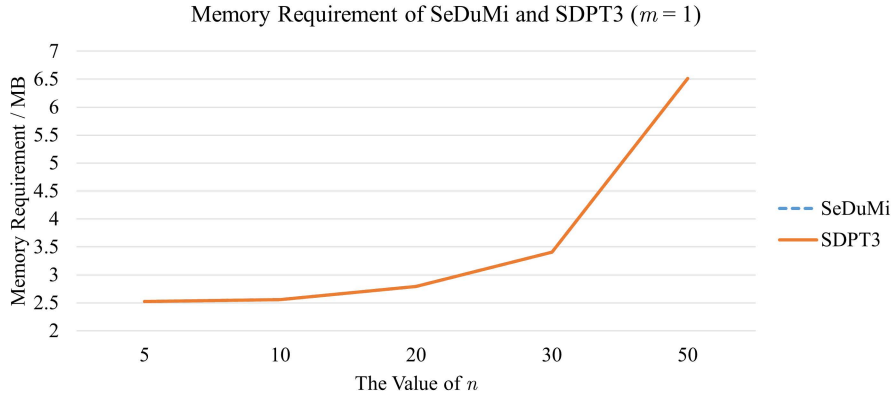


Figure 8: Memory usage comparison when  $m$  is fixed to 1 with  $n$  increasing

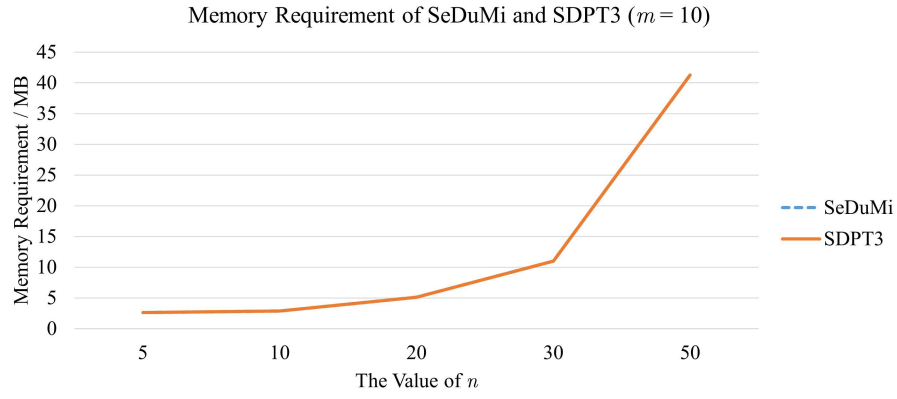


Figure 9: Memory usage comparison when  $m$  is fixed to 10 with  $n$  increasing

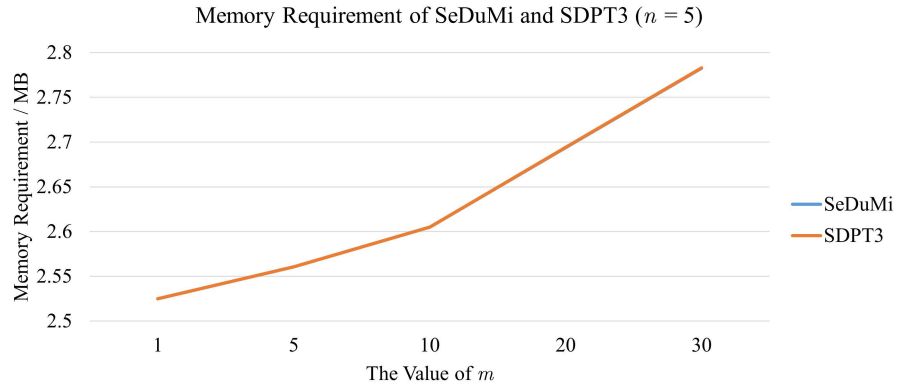


Figure 10: Memory usage comparison when  $n$  is fixed to 5 with  $m$  increasing

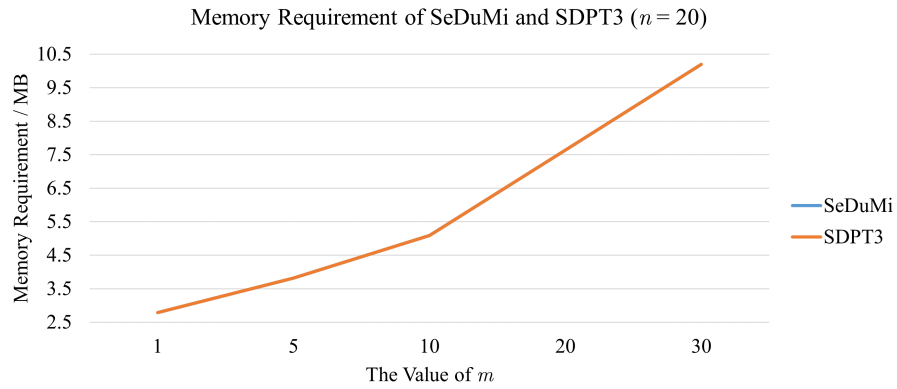


Figure 11: Memory usage comparison when  $n$  is fixed to 20 with  $m$  increasing



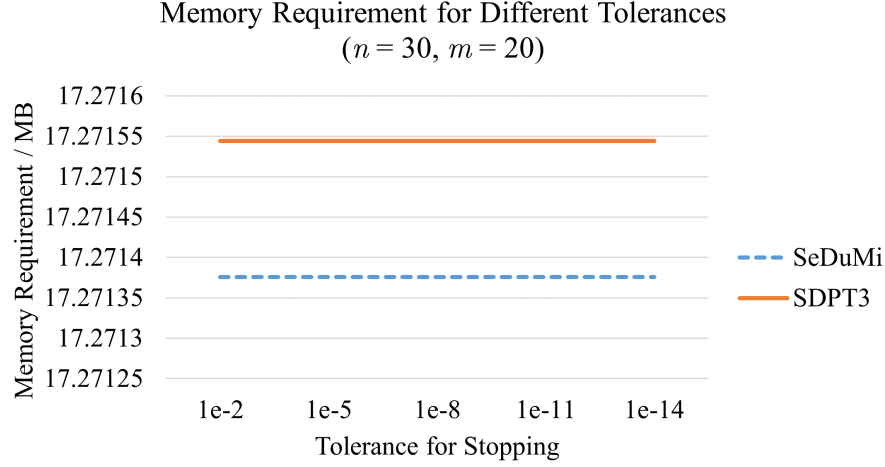


Figure 12: Memory usage comparison when  $n = 30$  and  $m = 20$  with different tolerances

Our analysis revealed that the performance of SeDuMi and SDPT3 is problem-dependent and exhibits some differences. Specifically, we have reached the following conclusions.

1. In most cases, SDPT3 performs faster than SeDuMi.
2. Both solvers exhibit an increase in computational time as the size of the given matrix  $A$  and the dimension (i.e.,  $n$  and  $m$ ) increase, but they are significantly more sensitive to changes in  $n$  than that in  $m$ .
3. SeDuMi is sensitive to tolerance settings, with computational time increasing as the required tolerance decreases, while in contrast, SDPT3 almost maintains consistent computational time. For problems requiring high precision (small tolerance), SDPT3 performs significantly faster than SeDuMi.
4. The memory usage of SDPT3 and SeDuMi is virtually identical, therefore memory usage is not a significant comparative factor, particularly with today's high-end computing configurations.

In conclusion, both SeDuMi and SDPT3 are efficient solvers for Semi-definite Programming (SDP) and Linear Matrix Inequality (LMI) problems. However, for large-scale or high-precision issues, SDPT3 is proven to be a better choice.

## 5. Data Availability Statement

Figshare: Time & Memory Usage Comparison of SeDuMi and SDPT3, <https://doi.org/10.6084/m9.figshare.23118767.v3>.

This project contains the following underlying data:

Fig\_1\_to\_12\_Spreadsheets.xlsx

Figures.zip

Data are available under the terms of the Creative Commons Attribution 4.0 International license (CC-BY 4.0).

## 6. Software Availability Statement

Source code available from: [https://github.com/Gd-XU/SeDumi\\_VS\\_SDPT3](https://github.com/Gd-XU/SeDumi_VS_SDPT3).

Archived source code at time of publication: <https://doi.org/10.5281/zenodo.7995770>.

License: GNU General Public License 3.0.

## References

- [1] B. Fares, P. Apkarian, D. Noll, An augmented lagrangian method for a class of lmi-constrained problems in robust control theory, *International Journal of Control* 74 (4) (2001) 348–360.
- [2] W. Zhou, P. Meng, Lmi-based h-infinity control design with regional stability constraint for ts fuzzy system, in: 2005 International Conference on Machine Learning and Cybernetics, Vol. 2, IEEE, 2005, pp. 868–873.
- [3] Z. Luo, W. Yu, An introduction to convex optimization for communications and signal processing, *IEEE Journal on selected areas in communications* 24 (8) (2006) 1426–1438.
- [4] T. De Bie, Deploying sdp for machine learning., in: ESANN, Citeseer, 2007, pp. 205–210.
- [5] B. Kulis, A. C. Surendran, J. C. Platt, Fast low-rank semidefinite programming for embedding and clustering, in: Artificial Intelligence and Statistics, PMLR, 2007, pp. 235–242.
- [6] K. Q. Weinberger, L. K. Saul, Unsupervised learning of image manifolds by semidefinite programming, *International journal of computer vision* 70 (2006) 77–90.
- [7] J. Lfberg, A toolbox for modeling and optimization in matlab, in: Proceedings of the Conference on Computer-Aided Control System Design (CACSD) p, Vol. 284289, 2004.
- [8] A. K. Ravat, A. Dhawan, M. Tiwari, Lmi and yalmip: Modeling and optimization toolbox in matlab, in: Advances in VLSI, Communication, and Signal Processing: Select Proceedings of VCAS 2019, Springer, 2021, pp. 507–515.
- [9] J. F. Sturm, Using sedumi 1.02, a matlab toolbox for optimization over symmetric cones, *Optimization methods and software* 11 (1-4) (1999) 625–653.

- [10] J. F. Sturm, Implementation of interior point methods for mixed semidefinite and second order cone optimization problems, *Optimization methods and software* 17 (6) (2002) 1105–1154.
- [11] K. C. Toh, M. J. Todd, R. H. Tütüncü, Sdpt3—a matlab software package for semidefinite programming, version 1.3, *Optimization methods and software* 11 (1-4) (1999) 545–581.
- [12] G. Xu, Time & Memory Usage Comparison of SeDuMi and SDPT3doi:10.6084/m9.figshare.23118767.v3.  
URL [https://figshare.com/articles/dataset/\\_strong\\_Comparison\\_of\\_SeDuMi\\_and\\_SDPT3\\_Solvers\\_for\\_Stability\\_of\\_Continuous-time\\_Linear\\_System\\_strong\\_/23118767](https://figshare.com/articles/dataset/_strong_Comparison_of_SeDuMi_and_SDPT3_Solvers_for_Stability_of_Continuous-time_Linear_System_strong_/23118767)
- [13] S. Kruk, High accuracy algorithms for the solutions of semidefinite linear programs.
- [14] T. Near, An analysis into the performance and memory usage of matlab strings, arXiv preprint arXiv:2109.12567.
- [15] G. Xu, Gd-XU/SeDumi\_VS\_SDPT3: Comparison of SeDuMi and SDPT3 Solvers for Stability of Continuous-time Linear System (Jun. 2023). doi: 10.5281/zenodo.7995770.  
URL <https://doi.org/10.5281/zenodo.7995770>

## Appendix A. Code Documentation

This software runs in both MATLAB and Octave (<https://yalmip.github.io/Octave-support/>).

Installation of YALMIP (free version) is required.

```
1 % Set up problem parameters
2 n_values = [3,5,10,20,30,50,100]; % Increasing matrix
   sizes
3 m_values = [1,3,5,10,20,30]; % Constraints of dimension m
4 A_full = randn(max(n_values),max(n_values),max(m_values))
   ;
5 num_problems = length(n_values) * length(m_values);
6 solver_names = {'sedumi', 'sdpt3'}; % Solvers to compare
7 tolcontrol = {'sedumi.eps', 'sdpt3.gaptol'}; % Tolerance
   control method
8 solver_times = zeros(length(solver_names), num_problems);
9 tol = 1e-8; % Tolerance for the Lyapunov function
10
11 % Solve problems for each combination of n and m
12 problem_idx = 1; % Problem index
13 for i = 1:length(n_values)
14     n = n_values(i);
15     for j = 1:length(m_values)
16         m = m_values(j);
17         AQ = A_full(1:n,1:n,1:m);
18         P = sdpvar(n); % Symmetric nxn matrix
19         constraints = [-eye(n) + P >= 0];
20         for q = 1:m
21             A = AQ(:, :, q);
22             constraints = [constraints, -eye(n) - A'*P -
23                             P*A >= 0];
24         end
25         for k = 1:length(solver_names)
26             solver_name = solver_names{k};
27             tolcontrol_name = tolcontrol{k};
28             options = sdpsettings('solver', solver_name,
29                                     'verbose', 0, tolcontrol_name, tol);
30             objective = trace(eye(n)*P);
31             tic;
32             sol = optimize(constraints, objective,
33                             options);
34             solver_times(k, problem_idx) = toc;
35             memory_usage(k, problem_idx) =
36                 monitor_memory_whos();
37         end
38     end
39 end
```

```

34         problem_idx = problem_idx + 1;
35     end
36 end
37
38 % Print solver times and memory usage for each problem
39 for i = 1:num_problems
40     fprintf('n=%d, m=%d:\n', n_values(ceil(i/length(
        m_values))), m_values(mod(i-1,length(m_values))+1)
    );
41     for j = 1:length(solver_names)
42         fprintf('\n%s: %.4f seconds\n', solver_names{j},
            solver_times(j,i));
43         fprintf('Memory usage: %f MB\n', memory_usage(j,
            i));
44     end
45     fprintf('\n');
46 end
47
48 % =====Function=====
49
50 function [ memory_in_use ] = monitor_memory_whos( )
51 % This function uses the 'whos' command and evaluates
    inside the base workspace and sums up the bytes. The
    output is displayed in MB.
52
53 mem_elements = evalin('base','whos');
54 if size(mem_elements,1) > 0
55
56     for z = 1:size(mem_elements,1)
57         memory_array(z) = mem_elements(z).bytes;
58     end
59
60     memory_in_use = sum(memory_array);
61     memory_in_use = memory_in_use/1048576;
62 else
63     memory_in_use = 0;
64 end
65 end

```