
PERMUTATION EQUIVARIANT GRAPH FRAMELETS FOR HETEROPHILOUS GRAPH LEARNING

Jianfei Li[†], Ruigang Zheng[†], Han Feng, Ming Li, Xiaosheng Zhuang^{* †‡§}

June 28, 2023

ABSTRACT

The nature of heterophilous graphs is significantly different with that of homophilous graphs, which causes difficulties in early graph neural network models and suggests aggregations beyond 1-hop neighborhood. In this paper, we develop a new way to implement multi-scale extraction via constructing Haar-type graph framelets with desired properties of permutation equivariance, efficiency, and sparsity, for deep learning tasks on graphs. We further design a graph framelet neural network model PEGFAN (Permutation Equivariant Graph Framelet Augmented Network) based on our constructed graph framelets. The experiments are conducted on a synthetic dataset and 9 benchmark datasets to compare performance with other state-of-the-art models. The result shows that our model can achieve best performance on certain datasets of heterophilous graphs (including the majority of heterophilous datasets with relatively larger sizes and denser connections) and competitive performance on the remaining.

Keywords: Graph neural networks (GNNs), Graph framelets/wavelets, Permutation equivariance, Heterophily.

1 Introduction

Graphs are ubiquitous data structures for a variety of real-life entities, such as traffic networks, social networks, citation networks, chemo- and bio-informatics networks, etc. With the abstraction via graphs, many real-world problems that are related to networks and communities can be cast into a unified framework and solved by exploiting its underlying rich and deep mathematical theory as well as tremendously efficient computational techniques. In recent years, graph neural networks (GNNs) for graph learning such as node classification [1], link prediction [2], and graph classification [3], have demonstrated their powerful learning ability and achieved remarkable performance [4–7]. In the particular field of node classification, many GNN models follow the *homophily* assumption, that is, the majority of edges connect nodes from the same classes (e.g., researchers in a citation network tend to cite each other from the same area), yet graphs with *heterophily*, that is, the majority of edges connect nodes from different classes [8], do exist in many real-world scenarios. A typical example is in a cyber network where a phishing attacker usually sends fraudulent messages to a large population of normal users (victims) in order to obtain sensitive information. We refer to [9, 10] for the limitations of early GNNs on homophilous graphs and a recent survey paper [8] on GNNs for heterophilous graphs.

Heterophilous graphs differ from homophilous graphs not only *spatially* in terms of distribution beyond the 1-hop neighborhood but also *spectrally* with larger oscillation in terms of the frequency distribution of graph signals under the graph Laplacian. Such properties bring challenges to learn on heterophilous graphs and demand new GNNs the ability to extract intrinsic information in order to achieve high performance. To enhance the influence of nodes from the same classes that are outside of 1-hop neighborhoods, one common approach is based on the *multi-hop aggregation* to leverage information of k -hop neighborhoods, $k \geq 2$. Its effectiveness for heterophilous graphs is emphasized and

*J. Li, R. Zheng, H. Feng, and X. Zhuang are with the Department of Mathematics, City University of Hong Kong, Hong Kong, China. (Emails: jianfeili2-c@my.cityu.edu.hk, ruigzheng2-c@my.cityu.edu.hk, hanfeng@cityu.edu.hk, xzhuang7@cityu.edu.hk)

[†]M. Li is with the Key Laboratory of Intelligent Education Technology and Application of Zhejiang Province, Zhejiang Normal University, Jinhua, China. (Email: mingli@zjnu.edu.cn)

^{‡†} Equal contribution

^{§*} Corresponding author

theoretically verified in [11]. A common way to perform multi-hop aggregation is to utilize the powers of the adjacency matrix. However, the use of higher powers of adjacency matrix will result in a convergent phenomenon as shown in [9] and may fail to capture meaningful information. Moreover, they may lead to dense matrices and cause computation and storage burdens. To seek further improvement, it is thus natural to consider an alternative spatial resolution of graphs other than k -hop neighborhood. To answer this question, we work on the theory of wavelet/framelet systems on graphs which brings a notion of *scale* on graphs and wavelets/framelets corresponding to such scales. In this paper, we introduce and integrate a dedicated graph framelet system so as to perform *multi-scale extraction* on graphs.

Actually, classical wavelets/framelets in the Euclidean domains, e.g., see [12, 13], are well-known examples of multi-scale representation, which have been extended to irregular domains such as graphs and manifolds under similar principles in recent years, e.g., see [14–17]. Some graph wavelets/framelets systems are also proposed and applied in GNNs for node and graph classifications [18–20]. When the graph is reordered, it is natural to expect the produced wavelets/framelets to be reordered in the same way for robust learning. However, most of the graph wavelets/framelets do not possess such a property of *permutation equivariance*. That is, up to certain permutations, the constructed graph wavelet/framelet systems should be the “same” regardless of the underlying node orderings. The work on Haar-type graph wavelets/framelets [15, 18, 21–23] are “piecewise-constant” functions on graphs that depend on a given tree with certain underlying node ordering. If new orderings are given, though the underlying graph and graph data are the same, the newly resulted graph wavelets/framelets are no longer the same. Without the property of permutation equivariance, the network outputs could vary with respect to graph reordering and thus lead to instability of the GNNs.

In this paper, we provide a novel and general method to construct Haar-type graph framelets having the permutation equivariance property, which further implies the permutation equivariance of our graph framelet neural network (GFNN) model PEGFAN (*Permutation Equivariant Graph Framelet Augmented Network*). Our Haar-type graph framelets are constructed spatially with respect to a hierarchical structure on the underlying graph. Scales in such systems correspond to the levels in the hierarchical structure in which higher levels are associated with larger groups of nodes. Multi-scale extractions via such graph framelets are regarded as alternatives and supplements for the usual multi-hop aggregations. Moreover, we show that our graph framelets possess sparse representation property, which leads to the sparsity property of the orthogonal projection matrix (framelet matrix) formed by stacking those framelet vectors at certain scales. This is in contrast to the high powers of adjacency matrices and their non-sparse nature. Furthermore, we apply our graph framelets in the neural network architecture design by using the framelet matrices at different scales as well as the adjacency matrices to form multi-channel input and perform multi-scale extraction through attention and concatenation. The state-of-the-art node classification accuracies on several benchmark datasets validate the effectiveness of our GFNN model.

In summary, the contribution of this paper is as follows: 1) We propose a novel and general method to construct Haar-type graph framelets that have properties of permutation equivariance, sparse representation, efficient computation, and so on. 2) We apply our Haar-type graph framelet system to extract multi-scale information and integrate it into a graph neural network architecture. 3) We demonstrate the effectiveness of our model for node classification on synthetic and benchmark datasets via extensive comparisons with several state-of-the-art GNN models.

2 Related Work

Early work on node classification includes [1, 24, 25], which are some of the earliest examples of spectral and spatial GNNs. [26] (GEOM-GCN) is the first article that aims at heterophilous graphs. [27] proposed a topology augmentation graph convolutional network (TA-GCN) framework under the guidance of a NCC (neighborhood class consistency) metric. [28] proposed a GNN model called conv-agnostic GNN (CAGNN) to enhance the performance of GNNs on the heterophily datasets by learning the neighbor effect for each node. [29] proposed a relation-based frequency adaptive GNN (RFA-GNN) which can adaptively pick up signals of different frequencies in each corresponding relation space in the message-passing process. We refer to [8] for a comprehensive review of graph neural networks for graphs with heterophily.

Multi-hop Aggregation in GNNs Papers of [11, 30–32] are GNNs that adopt hidden layer concatenation and multi-hop aggregation and involve the powers of adjacency matrices. Thus, they resemble each other in terms of neural network architecture. The difference is that [30, 31] mainly deal with homophilous datasets. On the other hand, with emphasis on the heterophilous setting, [11] theoretically shows the importance of concatenation of aggregation beyond the 1-hop neighborhood, with an addition on the importance of ego- and neighbor-embedding separation. Such a non-local neighborhood aggregation is also emphasized in [25, 30]. The current state-of-the-art model FSGNN, i.e., Feature Selection GNN [32], is different from the previous ones by, in our interpretation, viewing the semi-supervised setting as a supervised setting in which multi-hop aggregation is regarded as input of different feature channels from different hops and were not applied in the following layers. As a result, its network architecture basically consists of a *mix-hop* [31]

layer and fully-connected layers with attention weights for different channels being applied before the concatenation. It is worth mentioning that a recent work [33] on large-scale heterophilous node classification is very similar to [32], in which input channels were limited to the 0-hop and the 1-hop.

Graph Wavelets/Framelets Papers of [14–16, 18, 21–23, 34] are work of graph wavelets/framelets in which [14, 16] is spectral-type and the rest are Haar-type. A framelet system differs from the classical (orthogonal) wavelet system by being a frame in a Hilbert space and offering redundant representation. The Haar-type wavelet system in [34] is defined for different nodes as centers. [15, 18, 21–23] define graph wavelets/framelets under a given tree and they differ in the interpretation and generation of the tree. [21] applies to trees from graphs. In [15], the tree is represented as a filtration on $[0, 1]$, and the wavelet system is equivalent to an orthogonal basis of tree polynomials. Similar to [15], the trees are further generalized to hierarchical partitions of $[0, 1]^2$ in [22] and apply to directed graphs, and a Haar-type wavelet system for directed graphs is thus constructed. [23] further generalizes the work in [22, 35] by considering the constructions of Haar-type framelet systems on any compact set in \mathbb{R}^d under a given hierarchical partition and adapt the construction of directed graph framelets to such cases.

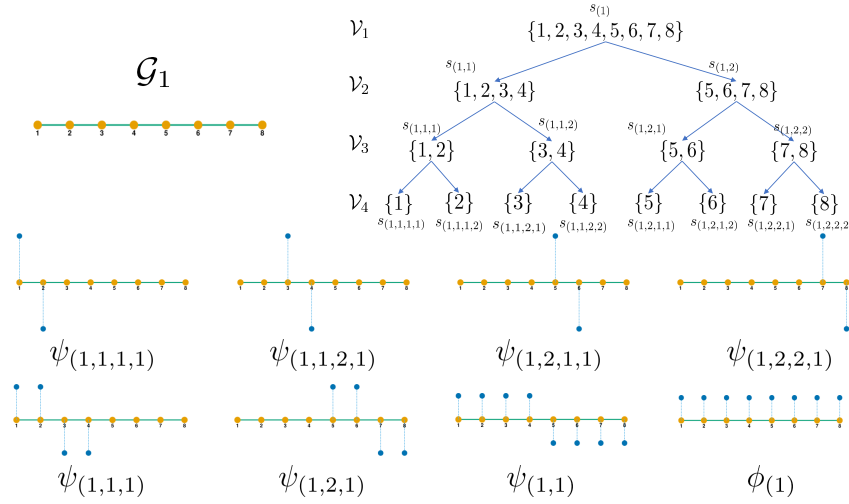


Figure 1: Graph framelets w.r.t. \mathcal{G}_1 (top-left) and the hierarchical partition $\mathcal{P}_4 = \{\mathcal{V}_1, \mathcal{V}_2, \mathcal{V}_3, \mathcal{V}_4\}$ (top-right). The height of blue points represents the value of graph framelets ψ_Λ (bottom 8), and they are above the graph if values are positive, and below otherwise. $\phi_{(1)}$ is the scaling vector at the coarsest level.

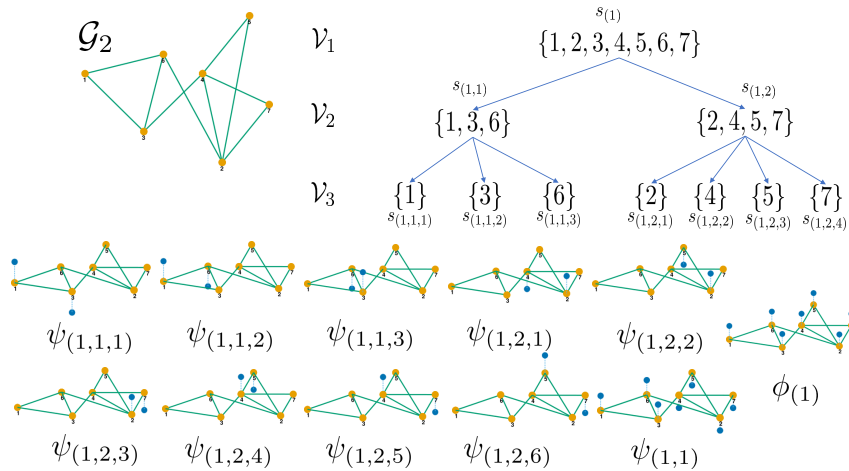


Figure 2: Graph framelets ψ_Λ w.r.t. \mathcal{G}_2 and the hierarchical partition $\mathcal{P}_3 = \{\mathcal{V}_1, \mathcal{V}_2, \mathcal{V}_3\}$. See also Figure 1.

3 Permutation Equivariant Graph Framelets

In this section, we develop Haar-type graph framelet systems, the binary Haar graph framelets, with properties of tightness, sparsity, efficiency, and permutation equivariance, which yield robustness and effective algorithms for the GFNN model PEGFAN to be introduced in Section 4.

3.1 Preliminaries

Let $\mathcal{G} = (\mathcal{V}, \mathcal{E})$ be a graph, where $\mathcal{V} = \{v_1, \dots, v_n\}$ is the vertex set containing n vertices (or equivalently, we simply identify $\mathcal{V} = \{1, 2, \dots, n\}$), and $\mathcal{E} \subset \mathcal{V} \times \mathcal{V}$ is the edge set of ordered pairs (i, j) . The adjacency matrix $\mathbf{A} : \mathcal{V} \times \mathcal{V} \rightarrow \mathbb{R}$ of \mathcal{G} is a matrix of size $n \times n$ such that its (i, j) -entry a_{ij} is the weight on edge (i, j) and $a_{ij} = 0$ if $(i, j) \notin \mathcal{E}$. We consider only undirected graphs in this paper, i.e., $\mathbf{A}^\top = \mathbf{A}$. We denote $\tilde{\mathbf{A}} := \mathbf{D}^{-1/2} \mathbf{A} \mathbf{D}^{-1/2}$ with \mathbf{D} being the diagonal degree matrix of \mathcal{G} . A signal \mathbf{f} on the graph is defined as $\mathbf{f} : \mathcal{V} \rightarrow \mathbb{R}$ with ℓ_2 norm $\|\mathbf{f}\|^2 = \sum_{i=1}^n f_i^2 < \infty$. All such ℓ_2 signals on \mathcal{G} forms a Hilbert space $L_2(\mathcal{G})$ under the usual inner product. A collection $\{\mathbf{e}_m : m \in [M]\} \subset L_2(\mathcal{G})$ is a *tight frame* of $L_2(\mathcal{G})$ if $\mathbf{f} = \sum_{m=1}^M \langle \mathbf{f}, \mathbf{e}_m \rangle \mathbf{e}_m$ for all $\mathbf{f} \in L_2(\mathcal{G})$, where $\langle \cdot, \cdot \rangle$ is the inner product and we denote $[M] := \{1, \dots, M\}$. We denote the i -th column vector and row vector of a matrix \mathbf{M} , by $\mathbf{M}_{:,i}$ and $\mathbf{M}_{i,:}$, respectively.

For $K \geq 2$, we call a sequence $\mathcal{P}_K := \{\mathcal{V}_j : j = 1, \dots, K\}$ of sets as a K -*hierarchical clustering* of \mathcal{V} if each $\mathcal{V}_j := \{s_\Lambda \subset \mathcal{V} : \dim(\Lambda) = j\}$ is a partition of \mathcal{V} , i.e., $\mathcal{V} = \cup_\Lambda s_\Lambda$, and \mathcal{V}_j is a refinement of \mathcal{V}_{j-1} , where we use the index vector $\Lambda = (\lambda_1, \dots, \lambda_j) \in \mathbb{N}^j$ to encode position, level j , and parent-children relationship, of the clusters s_Λ . Figures 1 and 2 (top-right) give two examples on illustrating our notation. Here $\dim(\Lambda)$ denotes the length of the index vector. If $s_\Lambda \in \mathcal{V}_j$ is a parent, then the index vectors of its children are appended with an integer, i.e. (Λ, i) , indicating its i -th child, and thus the child is denoted by $s_{(\Lambda, i)} \in \mathcal{V}_{j+1}$. Then we have the parent-children relationship $s_{(\Lambda, i)} \subset s_\Lambda$. We denote the number of children of s_Λ by L_Λ . Unless specified, we consider K -hierarchical clustering \mathcal{P}_K with $\mathcal{V}_K = \{\{1\}, \dots, \{n\}\}$ and $\mathcal{V}_1 = \{\{n\}\}$ being a singleton, i.e., \mathcal{P}_K is a *tree*.

3.2 Main Construction

In classical wavelet/framelet theory, an important concept is the multiresolution analysis (MRA). One of the most important ideas is to find a sequence of subspaces $\{V_j\} \subset L_2(\mathbb{R})$ such that $V_j \subset V_{j+1}$ and $\cup_{j \in \mathbb{Z}} V_j = L_2(\mathbb{R})$. If there exists $\phi(t) \in V_0$ such that $\{\phi(t-b)\}_{b \in \mathbb{Z}}$ is an orthonormal basis of V_0 and $f(t) \in V_j$ if and only if $f(2t) \in V_{j+1}$, then we can find a mother wavelet $\psi(t)$ such that $\{2^{j/2} \psi(2^j t - b)\}_{j, b \in \mathbb{Z}}$ forms an orthonormal basis for $L_2(\mathbb{R})$. However, the translation and dilation operators are not naturally defined for graph signals. A natural way to define translations and dilations is to employ hierarchical partitions, see [17, 23]. Below, we provide general conditions in Theorem 1 for constructing Haar graph framelets based on a K -hierarchical clustering.

Given \mathcal{P}_K , we define the unit scaling vectors ϕ_Λ (similar to scaling functions for V_j 's on a MRA) iteratively from $\dim(\Lambda) = K$ to $\dim(\Lambda) = 1$. When $\dim(\Lambda) = K$, each cluster (node) s_Λ contains only one vertex in graph \mathcal{G} (see top-right of Figures 1 and 2), thus we define $\phi_\Lambda = \mathbf{I}_{:,i}$, where $i \in s_\Lambda \subset \mathcal{V}$ and $\mathbf{I}_{:,i}$ is the i -th column of the identity matrix $\mathbf{I} \in \mathbb{R}^{n \times n}$. When $\dim(\Lambda) < K$, we define

$$\phi_\Lambda := \sum_{\ell \in [L_\Lambda]} p_{(\Lambda, \ell)} \phi_{(\Lambda, \ell)}, \quad (1)$$

where $\mathbf{p}_\Lambda = [p_{(\Lambda, 1)}, \dots, p_{(\Lambda, L_\Lambda)}]^\top \in \mathbb{R}^{L_\Lambda}$ and $\|\mathbf{p}_\Lambda\| = 1$. Obviously, ϕ_Λ is with support $\text{supp} \phi_\Lambda = s_\Lambda$ and $\|\phi_\Lambda\| = 1$. For framelet vectors on the graph, we define $\psi_{(\Lambda, m)}$, $m \in [M_\Lambda]$ for some $M_\Lambda \in \mathbb{N}$ by

$$\psi_{(\Lambda, m)} := \sum_{\ell \in [L_\Lambda]} (\mathbf{B}_\Lambda)_{m, \ell} \phi_{(\Lambda, \ell)}, \quad (2)$$

from some matrix $\mathbf{B}_\Lambda \in \mathbb{R}^{M_\Lambda \times L_\Lambda}$. Theorem 1 characterizes when ϕ_Λ and $\psi_{(\Lambda, m)}$ form a tight frame of $L_2(\mathcal{G})$.

Theorem 1 (General characterization). *Let \mathcal{P}_K be a K -hierarchical clustering on a graph \mathcal{G} . Then the matrices \mathbf{B}_Λ and vectors \mathbf{p}_Λ satisfy $\mathbf{B}_\Lambda \mathbf{B}_\Lambda^\top \mathbf{B}_\Lambda = \mathbf{B}_\Lambda$, $\mathbf{B}_\Lambda \mathbf{p}_\Lambda = \mathbf{0}$, and $\text{Rank}(\mathbf{B}_\Lambda) = L_\Lambda - 1$ for all Λ with $\dim(\Lambda) = j_0, \dots, K$ if and only if for any $j_0 \in [K]$, the collection $\mathcal{F}_{j_0}(\mathcal{P}_K) := \{\phi_\Lambda : \dim(\Lambda) = j_0\} \cup \{\psi_\Lambda : \dim(\Lambda) = j\}_{j=j_0+1}^K$ defined by Equations (1) and (2) is a tight frame of $L_2(\mathcal{G})$.*

Proof. We denote $\Phi_j = \{\phi_\Lambda\}_{\dim(\Lambda)=j}$ and $\Psi_j = \{\psi_{(\Lambda, m)}\}_{\dim(\Lambda)=j, m \in [M_\Lambda]}$. Let $V_j := \text{span} \Phi_j$ and $W_j := \text{span} \Psi_j$. Note that supports of ϕ_Λ and $\phi_{\Lambda'}$ are disjoint if $\Lambda \neq \Lambda'$, so are $\psi_{(\Lambda, m)}$ and $\psi_{(\Lambda', m')}$. Hence, by definition

and $\|\mathbf{p}_\Lambda\| = 1$, we can see that Φ_j forms an orthonormal basis of V_j for each j . Thus by Lemma 1 in [17], the conditions $\mathbf{B}_\Lambda \mathbf{B}_\Lambda^\top \mathbf{B}_\Lambda = \mathbf{B}_\Lambda$, $\mathbf{B}_\Lambda \mathbf{p}_\Lambda = \mathbf{0}$, and $\text{Rank}(\mathbf{B}_\Lambda) = L_\Lambda - 1$ are equivalent to that $V_{j+1} = V_j \oplus W_j$ and $\{\phi_\Lambda\}_{\dim(\Lambda)=j} \cup \{\psi_{(\Lambda,m)}\}_{\dim(\Lambda)=j, m \in [M_\Lambda]}$ is a tight frame of V_{j+1} . Iteratively, for $j_0 < j$, we deduce that $V_{j_0} \oplus W_{j_0} \oplus \dots \oplus W_{j-1} = V_j$ and $\Phi_{j_0} \cup \Psi_{j_0} \cup \dots \cup \Psi_{j-1}$ is a tight frame for V_j if and only if matrices \mathbf{B}_Λ and vectors \mathbf{p}_Λ satisfy $\mathbf{B}_\Lambda \mathbf{B}_\Lambda^\top \mathbf{B}_\Lambda = \mathbf{B}_\Lambda$, $\mathbf{B}_\Lambda \mathbf{p}_\Lambda = \mathbf{0}$, and $\text{Rank}(\mathbf{B}_\Lambda) = L_\Lambda - 1$ for all Λ with $\dim(\Lambda) = j_0, \dots, j$. Now the conclusion of the theorem follows by letting $j = K$ and noting that $\mathcal{F}_{j_0}(\mathcal{P}_K) = \Phi_{j_0} \cup \Psi_{j_0} \cup \dots \cup \Psi_{K-1}$ as well as $V_K = L_2(\mathcal{G})$. \square

We remark that Theorem 1 provides a more general sufficient and necessary condition than that in [17], for all graph framelets having the form (1) and (2) to be a tight frame. When we use the Haar graph framelets to extract frequency features of graph signals, general graph wavelets/framelets ((1) and (2)) can be viewed as multi-scale representation systems in which the notion of ‘scale’ is different from the usual k -hop neighborhood in graphs and serve as an alternative to capture long-range information.

Besides, the given \mathcal{P}_K in the proposed construction is not specified. The advantage of the generality of this definition is that there is no constraint on how the \mathcal{P}_K is generated: one can use solely the edges or combine the edges and node features to generate \mathcal{P}_K , etc. Thus this provides great potential in theories and applications. As will shown in experiments, clustering graph nodes based only on adjacency matrices is capable of providing nice graph framelets that help improve learning abilities of neural networks on node classification tasks.

The following example shows a close relationship between our framelet systems and traditional Haar graph basis.

Example 1 (Path graph and Haar basis). *Given a path graph \mathcal{G}_1 with 8 nodes $\mathcal{V} = \{1, 2, \dots, 8\}$. If we choose hierarchical clustering $\mathcal{P}_4 = \{\mathcal{V}_1, \mathcal{V}_2, \mathcal{V}_3, \mathcal{V}_4\}$ with $\mathcal{V}_1 = \{s(1)\}$, $\mathcal{V}_2 = \{s(1,1), s(1,2)\}$, $\mathcal{V}_3 = \{s(1,1,1), s(1,1,2), s(1,2,1), s(1,2,2)\}$, $\mathcal{V}_4 = \{s(1,1,1,1), s(1,1,1,2), s(1,1,2,1), s(1,1,2,2), s(1,2,1,1), s(1,2,1,2), s(1,2,2,1), s(1,2,2,2)\}$, and $\mathbf{p}_\Lambda = [\frac{1}{\sqrt{2}}, \frac{1}{\sqrt{2}}]^\top$ and $\mathbf{B}_\Lambda = [\frac{1}{\sqrt{2}}, -\frac{1}{\sqrt{2}}]$ for all Λ (note that each parent has two exactly children $L_\Lambda = 2$), then the graph framelet system $\mathcal{F}_{j_0}(\mathcal{P}_K)$ with $K = 4$ as in Theorem 1 is a Haar basis for any $j_0 \in [K]$. See Figure 1 for illustration.*

Based on the general conditions in Theorem 1, we further investigate the specific structure of \mathbf{B}_Λ . We give the following proposition that completely characterizes the structure of matrices \mathbf{B}_Λ in Theorem 1.

Proposition 1. *Let \mathbf{p} be a unit vector of length $L \geq 1$, that is, $\|\mathbf{p}\| = 1$. Assume that $\mathbf{B} \in \mathbb{R}^{M \times L}$ with $M \geq L - 1$ is a matrix such that $\mathbf{B}\mathbf{p} = \mathbf{0}$ and $\text{Rank}(\mathbf{B}) = L - 1$. Then $\mathbf{B}\mathbf{B}^\top \mathbf{B} = c\mathbf{B}$ for some constant c if and only if $\mathbf{B}^\top \mathbf{B} = c(\mathbf{I} - \mathbf{p}\mathbf{p}^\top)$. In particular, if $c \neq 0$, then $\mathbf{P} := [\mathbf{p}, \frac{1}{\sqrt{c}}\mathbf{B}^\top]$ satisfies $\mathbf{P}\mathbf{P}^\top = \mathbf{I}$.*

Proof. If $\mathbf{B}^\top \mathbf{B} = c(\mathbf{I} - \mathbf{p}\mathbf{p}^\top)$, then $\mathbf{B}\mathbf{B}^\top \mathbf{B} = c\mathbf{B}$ by direct computation and in view of $\mathbf{B}\mathbf{p} = \mathbf{0}$. Conversely, if $\mathbf{B}\mathbf{B}^\top \mathbf{B} = c\mathbf{B}$ for some constant c . Then, by $\mathbf{B}(\mathbf{B}^\top \mathbf{B}) = c\mathbf{B} = c\mathbf{B}(\mathbf{I} - \mathbf{p}\mathbf{p}^\top)$ and $\mathbf{p}^\top(\mathbf{I} - \mathbf{p}\mathbf{p}^\top) = \mathbf{0}$, we have $\begin{bmatrix} \mathbf{p}^\top \\ \mathbf{B} \end{bmatrix} (\mathbf{B}^\top \mathbf{B} - c(\mathbf{I} - \mathbf{p}\mathbf{p}^\top)) = \mathbf{0}$. Consequently, by the full rank property of the matrix $[\mathbf{p}, \mathbf{B}^\top]$, we conclude that $\mathbf{B}^\top \mathbf{B} = c(\mathbf{I} - \mathbf{p}\mathbf{p}^\top)$. The particular part follows by direction evaluation. we are done. \square

Proposition 1 shows that \mathbf{B}_Λ is from the (matrix) splitting of a rank $L - 1$ matrix $\mathbf{I} - \mathbf{p}_\Lambda \mathbf{p}_\Lambda^\top$. Notice that the role of elements in \mathbf{p}_Λ in Equation (1) is to give weights to each cluster $s_{(\Lambda,\ell)}$. One typical scenario is that each children cluster is of equal importance, which means that the vector \mathbf{p}_Λ is a constant vector. On the other hand, it could be too involved to use matrix splitting techniques [36–39] for obtaining the matrix \mathbf{B}_Λ . We next show that we can obtain matrices \mathbf{B}_Λ by simply permuting a fixed vector \mathbf{w} such that each of its elements appears with equal chance. Under this equal importance and equal chance hypothesis, in the following result, we introduce a binary Haar graph framelet system by a careful design of the matrices \mathbf{B}_Λ and \mathbf{p}_Λ . The word *binary* here is chosen since each nonzero coefficients of high frequency framelets in Equation (2) only takes from $\{1, -1\}$ (without normalization). We show that such graph framelet systems $\mathcal{F}_{j_0}(\mathcal{P}_K)$ have many desirable properties including permutation equivariance.

For each pair (ℓ_1, ℓ_2) with $1 \leq \ell_1 < \ell_2 \leq L_\Lambda$, define a vector \mathbf{w}_Λ^m of size $L_\Lambda \times 1$ by

$$(\mathbf{w}_\Lambda^m)_\tau = \begin{cases} \frac{1}{\sqrt{L_\Lambda}} & \tau = \ell_1; \\ \frac{-1}{\sqrt{L_\Lambda}} & \tau = \ell_2; \\ 0 & \text{otherwise,} \end{cases} \quad (3)$$

where $m := m(\ell_1, \ell_2, L_\Lambda) := \frac{(2L_\Lambda - \ell_1)(\ell_1 - 1)}{2} + \ell_2 - \ell_1$ is ranging from 1 to $M_\Lambda := \frac{L_\Lambda(L_\Lambda - 1)}{2}$ for all possible pairs (ℓ_1, ℓ_2) with $1 \leq \ell_1 < \ell_2 \leq L_\Lambda$. Note that \mathbf{w}_Λ^m has only two non-zero entries locating at the ℓ_1 -th and ℓ_2 -th position, respectively. Such a \mathbf{w}_Λ^m will be used as the m -th row of the matrix \mathbf{B}_Λ .

Corollary 1 (Binary Haar graph framelets). *Let \mathcal{P}_K be a K -hierarchical clustering on a graph \mathcal{G} . Let $\mathbf{p}_\Lambda = \frac{1}{\sqrt{L_\Lambda}} \mathbf{1}$ be a constant vector of size $L_\Lambda \times 1$ and $\mathbf{B}_\Lambda := [\mathbf{w}_\Lambda^1, \dots, \mathbf{w}_\Lambda^{M_\Lambda}]^\top$ with \mathbf{w}_Λ^m being given as in Equation (3). Define $\mathcal{F}_{j_0}(\mathcal{P}_K)$ as in Theorem 1. Then $\mathcal{F}_{j_0}(\mathcal{P}_K)$ is a tight frame for $L_2(\mathcal{G})$ for any $j_0 \in [K]$.*

Proof. We only need to show that \mathbf{B}_Λ and \mathbf{p}_Λ satisfy $\mathbf{B}_\Lambda \mathbf{B}_\Lambda^\top \mathbf{B}_\Lambda = \mathbf{B}_\Lambda$, $\mathbf{B}_\Lambda \mathbf{p}_\Lambda = \mathbf{0}$ and $\text{Rank}(\mathbf{B}_\Lambda) = L_\Lambda - 1$. Obviously, $\mathbf{B}_\Lambda \mathbf{p}_\Lambda = \mathbf{0}$. Define $\mathbf{A}_\Lambda := [\mathbf{p}_\Lambda, \mathbf{B}_\Lambda^\top]^\top$. By direct evaluations, one can show that the columns of \mathbf{A}_Λ satisfy $\|[\mathbf{A}_\Lambda]_{:\ell_1}\| = 1$ and their inner product $\langle [\mathbf{A}_\Lambda]_{:\ell_1}, [\mathbf{A}_\Lambda]_{:\ell_2} \rangle = 0$ for all $\ell_1 \neq \ell_2$. That is, $\mathbf{A}_\Lambda^\top \mathbf{A}_\Lambda = \mathbf{I}$, where \mathbf{I} is the identity matrix of size L_Λ . Consequently, we deduce that $\mathbf{B}_\Lambda^\top \mathbf{B}_\Lambda = \mathbf{A}_\Lambda^\top \mathbf{A}_\Lambda - \mathbf{p}_\Lambda \mathbf{p}_\Lambda^\top = \mathbf{I} - \mathbf{p}_\Lambda \mathbf{p}_\Lambda^\top$, which then implies $\mathbf{B}_\Lambda \mathbf{B}_\Lambda^\top \mathbf{B}_\Lambda = \mathbf{B}_\Lambda (\mathbf{I} - \mathbf{p}_\Lambda \mathbf{p}_\Lambda^\top) = \mathbf{B}_\Lambda$ in view of $\mathbf{B}_\Lambda \mathbf{p}_\Lambda = \mathbf{0}$. Now $\text{Rank}(\mathbf{B}_\Lambda) = L_\Lambda - 1$ directly follows from that \mathbf{A}_Λ is of full column rank and $\mathbf{B}_\Lambda \mathbf{p}_\Lambda = \mathbf{0}$. We are done. \square

Example 2. *Given a graph \mathcal{G}_2 with 7 nodes $\mathcal{V} = \{1, 2, \dots, 7\}$. We choose hierarchical clustering $\mathcal{P}_3 = \{\mathcal{V}_1, \mathcal{V}_2, \mathcal{V}_3\}$ with $\mathcal{V}_1 = \{s_{(1)}\}$, $\mathcal{V}_2 = \{s_{(1,1)}, s_{(1,2)}\}$, $\mathcal{V}_3 = \{s_{(1,1,1)}, s_{(1,1,2)}, s_{(1,2,1)}, s_{(1,2,2)}\}$, and \mathbf{p}_Λ and \mathbf{B}_Λ described as in Corollary 1. Note that $L_{(1)} = 2$, $L_{(1,1)} = 3$ and $L_{(1,2)} = 4$. The system $\mathcal{F}_{j_0}(\mathcal{P}_K)$ with $K = 3$ as in Corollary 1 is a tight frame for any $j_0 \in [K]$. Figure 2 shows that our framelet is well-localized with multi-scale information.*

Remark 1. *In fact, the framelets obtained in Examples 1 and 2 are all binary Haar graph framelets (See Figures 1 and 2 for illustration). The matrix \mathbf{B}_Λ is formed by permuting $1, -1$ of the specific type of vectors $\mathbf{w} = [1, -1, 0, \dots, 0]$ to all possible positions. In fact, more general types of vectors \mathbf{w} can be served to form the matrix \mathbf{B}_Λ through permutations.*

We next focus on the sparsity, efficiency, and permutation equivariance of the binary Haar graph framelets constructed in Corollary 1.

3.3 Sparsity

Notice that if each row of the matrix \mathbf{B}_Λ is sparse, then the produced $\psi_{(\Lambda, m)}$ is also sparse. For the binary Haar graph framelets, each row of \mathbf{B}_Λ only contains two nonzero values. Let $L_j := \max_{\dim(\Lambda)=j} L_\Lambda$, then it is easy to see that the number $\|\psi_{(\Lambda, m)}\|_0$ of non-zero entries of $\psi_{(\Lambda, m)}$ satisfies $\|\psi_{(\Lambda, m)}\|_0 \leq 2L_{j+1}$, for all $\dim(\Lambda) = j$. When the hierarchical clustering is balanced and $\dim(\Lambda)$ is large, high-level framelets $\psi_{(\Lambda, m)}$ are well-localized and thus sparse.

Besides the sparsity of the framelets, we also want to know when the framelet coefficients of a signal are sparse, which is the desired property of sparse representation of framelets. Different coefficients represent different scales. The sparse representation property plays a important role in feature extraction and representation for classification tasks. In node classification, piecewise constant signals are of great importance, e.g., in one-hot label encoding [40]. Hence, it is valuable to study the framelet coefficients of the piecewise constant signals. Let $\mathcal{F}_{j_0}(\mathcal{P}_K) := \{\phi_\Lambda, \dim(\Lambda) = j_0\} \cup \{\psi_\Lambda, \dim(\Lambda) = j\}_{j=j_0+1}^K =: \{\mathbf{u}_i\}_{i=1}^{M_G}$ be a binary Haar graph framelet system with M_G elements and define $\hat{\mathbf{f}} \in \mathbb{R}^{M_G}$ to be the framelet coefficient vector with its i -th element $(\hat{\mathbf{f}})_i = \langle \mathbf{f}, \mathbf{u}_i \rangle$ for a signal \mathbf{f} . In what follows, we denote $\mathbf{F} := [\mathbf{u}_1, \dots, \mathbf{u}_{M_G}]$ to be the matrix representation of the graph framelet system $\mathcal{F}_{j_0}(\mathcal{P}_K)$. Then, $\hat{\mathbf{f}} = \mathbf{F}^\top \mathbf{f}$. We have the following result regarding the sparsity of $\hat{\mathbf{f}}$.

Theorem 2 (Binary Haar graph framelet transform preserving sparsity). *Let $\mathcal{F}_{j_0}(\mathcal{P}_K)$ be a binary Haar graph framelet system defined as in Corollary 1. Assume that $\max_{\dim(\Lambda)>0} L_\Lambda \leq h$. Then for a signal $\mathbf{f} \in \mathbb{R}^n$, the framelet coefficient vector $\hat{\mathbf{f}}$ satisfies $\|\hat{\mathbf{f}}\|_0 \leq (K-1)(h-1)\|\mathbf{f}\|_0$.*

Proof. We first consider the sparsity of $\langle \mathbf{I}_{:1}, \psi_{(\Lambda, m)} \rangle$, $m = 1, \dots, M_\Lambda$. Notice that only when the node $1 \in s_\Lambda$, can the term $\langle \mathbf{I}_{:1}, \psi_{(\Lambda, m)} \rangle$ be nonzero. Thus, without loss of generality, we assume that $1 \in s_\Lambda$. Thus, by our construction in Corollary 1, at most $h-1$ framelets $\psi_{(\Lambda, m)}$ that make $\langle \mathbf{I}_{:1}, \psi_{(\Lambda, m)} \rangle \neq 0$. For each j , only one cluster s_Λ of $\mathcal{V}_j = \{s_\Lambda : \dim(\Lambda) = j\}$ contains node 1. Thus $\mathbf{F}^\top \mathbf{I}_{:1}$ has at most $(h-1)(K-1)$ nonzero entries. Similar results hold for $\mathbf{I}_{:i}$. Hence, for $\mathbf{f} = [f_1, \dots, f_n]^\top$, it is easy to show that $\|\hat{\mathbf{f}}\|_0 = \|\mathbf{F}^\top \mathbf{f}\|_0 = \|\sum_{i \in [n], f_i \neq 0} \mathbf{F}^\top \mathbf{I}_{:i}\|_0 \leq \sum_{i \in [n], f_i \neq 0} \|\mathbf{F}^\top \mathbf{I}_{:i}\|_0 \leq (h-1)(K-1)\|\mathbf{f}\|_0$. \square

Remark 2. *If for all Λ , we have $L_\Lambda = h$ for some integer $h \geq 2$, then $K = O(\log_h n)$ and hence $\|\hat{\mathbf{f}}\|_0 = \|\mathbf{f}\|_0 \cdot O(h \log_h n)$, which shows that our binary Haar graph transform preserves sparsity for sparse signals. In fact, the total number M_G of elements in $\mathcal{F}_{j_0}(\mathcal{P}_K)$ in this case is of order $O(nh)$. When $\|\mathbf{f}\|_0 \ll n$, we see that $\|\hat{\mathbf{f}}\|_0 \ll O(nh) = M_G$. Theorem 2 can be extended to other type of matrices \mathbf{B}_Λ that is row-wise sparse.*

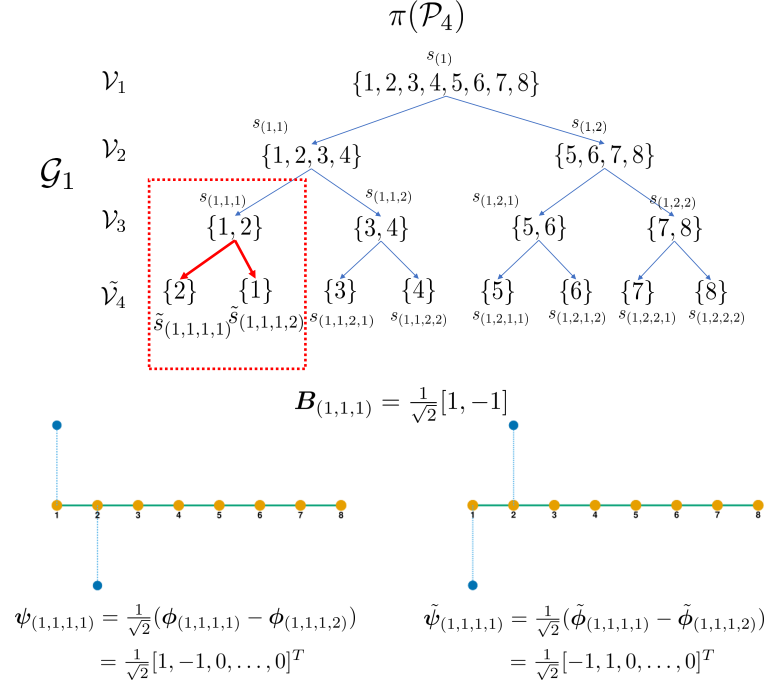


Figure 3: Partition permutation. The height of blue points represents the value of graph framelets, and they are above the graph if values are positive, and below otherwise. The red box indicates the permuted subtree. The bottom part shows a graph framelet and its variant after partition permutation.

3.4 Efficiency

Graph Fourier basis based on graph Laplacian is of great importance in graph neural networks. However, the computational complexity and space complexity of generating graph Fourier basis could be as large as $O(n^3)$ and $O(n^2)$, respectively. Hence, these reasons prevent it from being more flexible in practice when n is large and the graph Laplacian is not sparse. On the other hand, when using our binary Haar graph framelets, we have an efficient way to compute our framelets as well as the framelet coefficient vector via sparse computation. For the rest of this paper, when we discuss computational complexity, we assume that all matrix/vector operations are done by using sparse operations, i.e., the operations are evaluated only on non-zero entries.

Theorem 3. *Let $h > 1$ be a positive integer. Assume that the K -hierarchical clustering \mathcal{P}_K satisfies $n = O(h^{K-1})$ with $h := \max_{\dim(\Lambda) > 0} L_\Lambda$. For $j_0 \in [K]$, let $\mathbf{F} = [\mathbf{u}_1, \dots, \mathbf{u}_{M_G}]$ be the framelet matrix with respect to the binary Haar graph framelet system $\mathcal{F}_{j_0}(\mathcal{P}_K)$ as given in Corollary 1. Then, for all $j_0 \in [K]$, the number M_G of framelet vectors in $\mathcal{F}_{j_0}(\mathcal{P}_K)$ is of order $O(nh)$, the computational complexity of generating all \mathbf{u}_m , $m = 1, \dots, M_G$, in \mathbf{F} is of order $O(nh \log_h n)$, and the total number $\text{nnz}(\mathbf{F})$ of nonzero entries in \mathbf{F} is of order $O(nh \log_h n)$.*

Remark 3. *We postpone the proof of Theorem 3 to Appendix .1. In practice, h is usually small (e.g., 2, 4, or 8), and hence \mathbf{F} is a sparse matrix. Theorem 3 shows that our binary Haar graph framelet systems are efficient in processing datasets with large graphs. Moreover, the framelet coefficient vector $\hat{\mathbf{f}}$ can be computed with the computational complexity of order $O(nh)$ as well. See Theorem 5 in Appendix .2 for the fast decomposition and reconstruction algorithms using our graph framelet systems.*

3.5 Permutation Equivariance

Permutation equivariance is about the consistency of a model’s output. Firstly, we give a simple example to demonstrate its importance. Assume that we have a social network of 4 users A, B, C, and D. Each person has a user profile as features and friend relationships between users correspond to edges in 4-node graph. Our goal is to predict whether the users like a certain type of movie (labeled as 0 and 1). In practice, we would first number the users, e.g. A \rightarrow 1, B \rightarrow 2, C \rightarrow 3, and D \rightarrow 4. Then we get an adjacency matrix $\mathbf{A} \in \mathbb{R}^{4 \times 4}$. For a general GNN, we input the adjacency matrix and features and then receive the output. Let’s say that the output vector is (0, 1, 0, 1), which means B and D like it but

A and C do not. If we number the users differently as $A \rightarrow 2, B \rightarrow 1, C \rightarrow 3, D \rightarrow 4$, then the output vector should correspondingly change to $(1, 0, 0, 1)$. In a word, permutation equivariance of a GNN ensures that if the nodes of a graph is permuted (i.e. reindexed, reordered), the outputs should also be permuted correspondingly. On the other hand, if the GNN does not have such a property, incorrect outputs could appear and destroy the stability and robustness of the GNN.

Fixed $\mathcal{G} = (\mathcal{V}, \mathcal{E})$ and \mathcal{P}_K , denote our construction of graph framelets in Theorem 1 by $\mathcal{A} : \mathcal{G} \times \mathcal{P}_K \rightarrow \mathcal{F}_{j_0}(\mathcal{P}_K)$. Let $\pi : \mathcal{V} \rightarrow \mathcal{V}$ be a reordering (relabelling, bijection) of $\mathcal{V} = \{1, 2, \dots, n\}$, i.e., π is w.r.t. a *node permutation* on $[n]$ with $\pi(V) = \{\pi(1), \dots, \pi(n)\}$. We denote $\pi(\mathcal{G}) = (\pi(V), \pi(\mathcal{E}))$ with $\pi(\mathcal{E}) := \{(\pi(i), \pi(j)) : (i, j) \in \mathcal{E}\}$. The corresponding signal \mathbf{f} on the graph \mathcal{G} is reordered to be $\pi(\mathbf{f})$ under the newly ordered graph $\pi(\mathcal{G})$. In other words, given a π , there exists a permutation matrix \mathbf{P}_π of size $n \times n$ such that $\pi(\mathbf{f}) = \mathbf{P}_\pi \mathbf{f}$. For each node permutation π , the construction \mathcal{A} is called (node) *permutation equivariant* if $\mathcal{A}(\pi(\mathcal{G}), \mathcal{P}_K) = \pi(\mathcal{A}(\mathcal{G}, \mathcal{P}_K))$, where $\pi(\mathbf{u}_m) = \mathbf{P}_\pi \mathbf{u}_m$ for $\mathbf{u}_m \in \mathcal{F}_{j_0}(\mathcal{P}_K)$.

Note that \mathcal{P}_K is a *tree* and that the children nodes in a parent-children subtree are ordered according to the last integer in the index vectors Λ . The order of nodes in such subtrees and the order of nodes in \mathcal{V} are separately defined. This means a reordering of nodes in \mathcal{V} does not affect the order in subtrees in \mathcal{P}_K and vice versa. On the other hand, the reordering of tree nodes Λ may result in different graph framelets. Figure 3 shows a simple example. Thus it is necessary to analyze the relationship of the graph framelets under such types of permutations. We say that π_p is a *partition permutation* on \mathcal{P}_K if the permutation is on the children of each tree node Λ only. For each partition permutation π_p , the construction \mathcal{A} is called *partition permutation equivariant* if $\mathcal{A}(\mathcal{G}, \pi_p(\mathcal{P}_K)) = \pi_p(\mathcal{A}(\mathcal{G}, \mathcal{P}_K))$, that is, there exists a permutation π^* on $[M_{\mathcal{G}}]$ associated with π_p such that for each $\mathbf{u}_m \in \mathcal{F}_{j_0}(\mathcal{P}_K)$, $\pi_p(\mathbf{u}_m) = c_m \mathbf{u}_{\pi^*(m)}$ for some $c_m \in \{-1, +1\}$. We have the following theorem regarding the permutation equivariance on both node and partition permutations.

Theorem 4. *Let $\mathcal{A} : \mathcal{G} \times \mathcal{P}_K \rightarrow \mathcal{F}_{j_0}(\mathcal{P}_K)$ be the construction of the binary Haar graph framelet systems in Corollary 1 for $j_0 \in [K]$. Then, the following three statements hold:*

- (i) *For any node permutation π , we have $\mathcal{A}(\pi(\mathcal{G}), \mathcal{P}_K) = \pi(\mathcal{A}(\mathcal{G}, \mathcal{P}_K))$.*
- (ii) *For any partition permutation π_p , we have $\mathcal{A}(\mathcal{G}, \pi_p(\mathcal{P}_K)) = \pi_p(\mathcal{A}(\mathcal{G}, \mathcal{P}_K))$.*
- (iii) *For any node permutation π and partition permutation π_p , we have $\mathcal{A}(\pi(\mathcal{G}), \pi_p(\mathcal{P}_K)) = \pi_p(\pi(\mathcal{A}(\mathcal{G}, \mathcal{P}_K))) = \pi(\pi_p(\mathcal{A}(\mathcal{G}, \mathcal{P}_K)))$.*

Remark 4. *We postpone the proof of Theorem 4 to Appendix .1. Theorem 4 shows that our binary framelet system $\mathcal{F}_{j_0}(\mathcal{P}_K)$ is permutation equivariant when reordering node or the tree indices. By applying Theorem 4, we show that our proposed GFNN model PEGFAN have the property of permutation equivariance. See Proposition 2 in the next section.*

Permutation equivariance is a subtle property that most of the GNNs in the literature do possess since they employ operation that only involves the adjacency matrix, the graph Laplacians, summation, and concatenation. Nonetheless, there are works [41, 42] that theoretically investigate the permutation equivariance of general and specific GNNs, which show a certain significance of this topic. On the contrary, graph wavelets/framelets, especially Haar-type graph wavelets/framelets are more complicatedly generated mathematical tools and the discussion of such property is missing in both the mathematical literature and the recent works of GNNs that apply graph wavelets/framelets. In some of the works of Haar-type graph wavelets/framelets, it is obvious that the permutation equivariance is violated if there are no further constraints.

4 GFNN Model

We introduce the GFNN model that integrates our constructed binary Haar graph framelets, which we call **Permutation Equivariant Graph Framelet Augmented Network (PEGFAN)**, see Figure 4.

In a semi-supervised classification task, we assume that the first l nodes are labeled. Each node $i \in \mathcal{V}$ is associated with a feature vector $\mathbf{x}_i \in \mathbb{R}^{n_f}$ and a one-hot $\mathbf{y}_i \in \mathbb{R}^{n_c}$ indicating the ground truth of labels, where n_f and n_c are the numbers of features and classes. Stacking these vectors gives a feature matrix $\mathbf{X} \in \mathbb{R}^{n \times n_f}$ and a label matrix $\mathbf{Y} \in \mathbb{R}^{n \times n_c}$. Suppose there are n_C channels, associating a series of matrices $\mathbf{X}_1, \mathbf{X}_2, \dots, \mathbf{X}_{n_C}$ for each channel, and $\mathbf{X}_i \in \mathbb{R}^{n \times d_i}, 1 \leq i \leq n_C$. Our model is a two-layer network, which is defined as

$$\mathbf{H}_1 = \left\| \alpha_i \cdot \text{row-nmz}(\mathbf{X}_i \mathbf{W}_i), \right. \\ \left. \hat{\mathbf{Y}} = \text{softmax}(\text{ReLU}(\mathbf{H}_1) \mathbf{W}), \right.$$

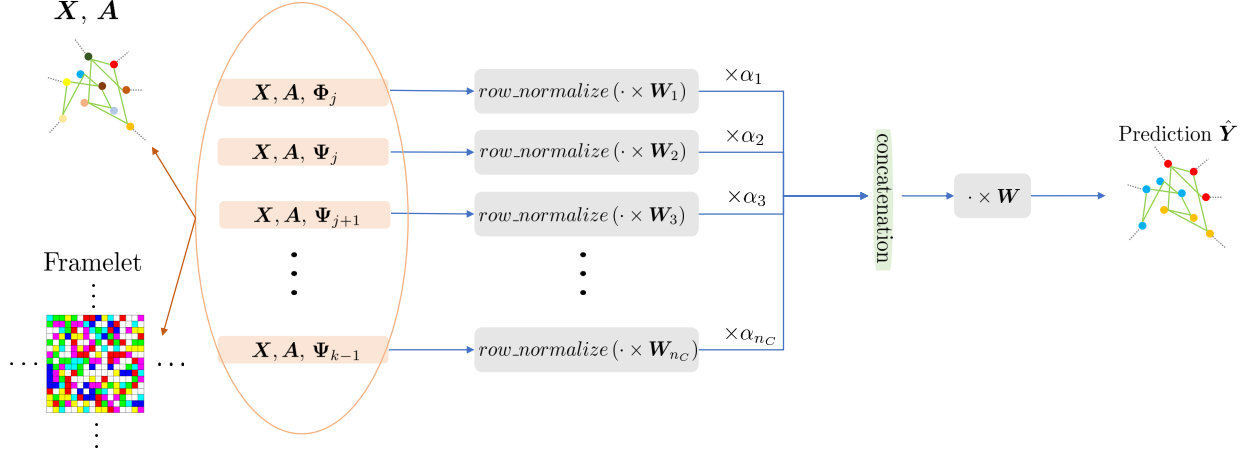


Figure 4: Neural network architecture. The input is the feature matrix \mathbf{X} . The network operations are determined by the underlying adjacency matrix \mathbf{A} and the constructed binary Haar graph framelet system $\{\mathbf{F}_0, \dots, \mathbf{F}_{K-1}\}$.

where \parallel denotes the concatenation operation, α_i are trainable attention weights satisfying $\alpha_i \in (0, 1)$ and $\sum_i \alpha_i = 1$, $\text{row-nmz}(\mathbf{X}_i \mathbf{W}_i)$ is the row normalization operation, and $\mathbf{W}_i \in \mathbb{R}^{d_i \times n_n}$ and $\mathbf{W} \in \mathbb{R}^{n_C n_h \times n_c}$ are trainable parameters. As usual, we minimize the cross entropy of the labeled nodes using the first l columns of $\hat{\mathbf{Y}}$ and \mathbf{Y} .

Given the binary Haar graph framelet system $\mathcal{F}_{j_0}(\mathcal{P}_K)$, We also use $\Phi_j = (\phi_\Lambda)_{\dim(\Lambda)=j} \in \mathbb{R}^{N_j \times n}$ and $\Psi_j = (\psi_{(\Lambda, m)})_{\dim(\Lambda)=j, m \in [M_\Lambda]} \in \mathbb{R}^{M_j \times n}$ to be the matrix representations of the scaling vectors and framelet vectors at scale j , respectively. We denote $\mathbf{F}_0(\mathbf{M}) := \Phi_1^\top \Phi_1 \mathbf{M}$, $\mathbf{F}_j(\mathbf{M}) := \Psi_j^\top \Psi_j \mathbf{M}$, $1 \leq j \leq K-1$. For our GFNN model PEGFAN, we select 3 options for $\{\mathbf{X}_1, \dots, \mathbf{X}_{n_C}\}$ of feature matrices for graphs with homophily and heterophily, respectively.

For *homophilous graphs*, we have 3 types:

- $n_C = 1 + K, \{\mathbf{X}, \mathbf{F}_0(\mathbf{X}), \mathbf{F}_1(\mathbf{X}), \dots, \mathbf{F}_{K-1}(\mathbf{X})\}$.
- $n_C = 1 + r + K, \{\mathbf{X}, \tilde{\mathbf{A}}\mathbf{X}, \tilde{\mathbf{A}}^2\mathbf{X}, \dots, \tilde{\mathbf{A}}^r\mathbf{X}, \mathbf{F}_0(\mathbf{X}), \mathbf{F}_1(\mathbf{X}), \dots, \mathbf{F}_{K-1}(\mathbf{X})\}$.
- $n_C = 1 + r + K, \{\mathbf{X}, \tilde{\mathbf{A}}\mathbf{X}, \tilde{\mathbf{A}}^2\mathbf{X}, \dots, \tilde{\mathbf{A}}^r\mathbf{X}, \mathbf{F}_0(\tilde{\mathbf{A}}\mathbf{X}), \mathbf{F}_1(\tilde{\mathbf{A}}\mathbf{X}), \dots, \mathbf{F}_{K-1}(\tilde{\mathbf{A}}\mathbf{X})\}$.

For *heterophilous graphs*, we have 3 types:

- $n_C = 1 + K, \{\mathbf{X}, \mathbf{F}_0(\mathbf{X}), \mathbf{F}_1(\mathbf{X}), \dots, \mathbf{F}_{K-1}(\mathbf{X})\}$.
- $n_C = 1 + r + K, \{\mathbf{X}, \mathbf{A}\mathbf{X}, \mathbf{A}^2\mathbf{X}, \dots, \mathbf{A}^r\mathbf{X}, \mathbf{F}_0(\mathbf{X}), \mathbf{F}_1(\mathbf{X}), \dots, \mathbf{F}_{K-1}(\mathbf{X})\}$.
- $n_C = 1 + r + K, \{\mathbf{X}, \mathbf{A}\mathbf{X}, \mathbf{A}^2\mathbf{X}, \dots, \mathbf{A}^r\mathbf{X}, \mathbf{F}_0(\mathbf{A}\mathbf{X}), \mathbf{F}_1(\mathbf{A}\mathbf{X}), \dots, \mathbf{F}_{K-1}(\mathbf{A}\mathbf{X})\}$.

With the permutation equivariance of our graph Haar framelets, now we can formally state the permutation equivariance of our GFNN model PEGFAN.

Proposition 2. Let $\mathcal{G} = (\mathcal{V}, \mathcal{E})$ be a graph with feature matrix \mathbf{X} , adjacency matrix \mathbf{A} , and a K -hierarchical partition \mathcal{P}_K . Let \mathbf{P} be a permutation matrix w.r.t. to a node permutation π on \mathcal{V} . If the permuted feature matrix $\mathbf{P}\mathbf{X}$, adjacency matrix $\mathbf{P}\mathbf{A}\mathbf{P}^\top$, and binary Haar graph framelet system $\pi(\mathcal{A}(\mathcal{G}, \mathcal{P}_K))$ are used in forming the type a), b) and c) channels for PEGFAN, then the new output $\hat{\mathbf{Y}}_{\mathbf{P}}$ differs from the original one by a permutation matrix, i.e. $\hat{\mathbf{Y}}_{\mathbf{P}} = \mathbf{P}\hat{\mathbf{Y}}$.

Proof. From Item (i) of Theorem 4, we see that the corresponding permuted versions of Φ_1 and Ψ_j are $\Phi_1\mathbf{P}$ and $\Psi_j\mathbf{P}$. Thus $\mathbf{F}_j(\mathbf{P}\mathbf{X}) = \mathbf{P}\mathbf{F}_j(\mathbf{X})$, $\mathbf{F}_j(\mathbf{P}\mathbf{A}\mathbf{P}^\top\mathbf{P}\mathbf{X}) = \mathbf{P}\mathbf{F}_j(\mathbf{A}\mathbf{X})$, $\mathbf{F}_j(\mathbf{P}\tilde{\mathbf{A}}\mathbf{P}^\top\mathbf{P}\mathbf{X}) = \mathbf{P}\mathbf{F}_j(\tilde{\mathbf{A}}\mathbf{X})$ for $j = 0, \dots, K-1$. It is obvious that the remaining channels also differ by a permutation matrix \mathbf{P} . Since the row normalization and the softmax function are applied row-wise and the activation function is applied element-wise, it is straightforward to see that $\hat{\mathbf{Y}}_{\mathbf{P}} = \mathbf{P}\hat{\mathbf{Y}}$. \square

Remark 5. In contrast to our PEGFAN, the model FSGNN [32] adopts the 2-layer network model with the following 3 options of input channels: 1) Homophily: $n_C = 1 + r$, $\{\mathbf{X}, \mathbf{A}\mathbf{X}, \mathbf{A}^2\mathbf{X}, \dots, \mathbf{A}^r\mathbf{X}\}$. 2) Heterophily: $n_C = 1 + r$, $\{\mathbf{X}, \mathbf{A}\mathbf{X}, \mathbf{A}^2\mathbf{X}, \dots, \mathbf{A}^r\mathbf{X}\}$. 3) All: $n_C = 1 + 2r$, $\{\mathbf{X}, \mathbf{A}\mathbf{X}, \mathbf{A}^2\mathbf{X}, \mathbf{A}^3\mathbf{X}, \dots, \mathbf{A}^r\mathbf{X}, \mathbf{A}^{r+1}\mathbf{X}\}$.

As shown in Figure 4, our network model differs from existing GNNs using graph wavelets/framelets in the sense that we fully utilize the multi-scale property of our Haar graph framelets as well as the powers of the adjacency matrix as **the multi-channel inputs**. In such a way, short- and long-range information of the graph are fully exploited for the training of the network model. On the contrary, neural network architectures of other existing GNNs using graph wavelets/framelets are similar to classical spectral graph neural networks, which are essentially different from ours in exploiting multi-scale information.

5 Experiments

5.1 Experiment on Synthetic Dataset

In [43], it has been theoretically shown that for a linear classifier, using $\mathbf{A}_{rw} := \mathbf{D}^{-1}\mathbf{A}$ to aggregate features has a lower probability to misclassify under the condition that the “neighborhood class distributions” are distinguishable. To elaborate, it assumes that for each node i of class $y_i = c$, the neighbors of i are sampled from a distribution \mathcal{D}_{y_i} , and the \mathcal{D}_c are different. For heterophilous graphs, it is possible to fit the aforementioned condition as long as for each node of some class, the connection pattern with nodes from each class is different from the patterns of nodes of a different class. In other words, using simple neighborhood aggregation such as $\mathbf{A}_{rw}\mathbf{X}$ in GNNs still has the chance to achieve good performance for heterophilous graphs and the experiments in [43] has empirically validated this statement.

Following their observation, we are interested in how the neighborhood distribution \mathcal{D}_c affects the performance of FSGNN and PEGFAN. We follow the way in [43] and generate 4-class heterophilous graphs with 3,000 nodes, fixed Gaussian features, and different neighborhood class distributions. The proportion of training, validation, and test set was set to 48%, 32%, and 20%, respectively. We compare the performance of PEGFAN with FSGNN to demonstrate the ability of multi-scale extraction when our binary Haar graph framelet system is added. To emphasize the difference between graph framelets and K -hop aggregation, we **excluded** the feature matrix channel \mathbf{X} in the overall channels. A hyperparameter $\gamma \in [0, 1]$ indicates the tendency to sample edges from uniform neighborhood class distribution. Implementation details are the same as shown in the subsection for the benchmark datasets except that hyperparameter search range is reduced and h is set to 4, 8, and 12 (cf. Theorem 3). More details of the synthetic dataset experiment are given in Appendix .3.

Table 1 collects results from the experiment following the procedure defined in Appendix .3. Table 2 contains results of replacing features sampled Gaussian distributions with closer means, which are more similar for different classes and more difficult to classify.

Table 1: Classification Accuracy on synthetic dataset with features sampled from $6(-0.75 + 0.5c)\xi$, where $\xi \sim N(0, 1)$, $c \in \{0, 1, 2, 3\}$.

γ	0	0.2	0.4	0.6	0.8	1
Ours(Type a, $h = 12$)	68.3	68.5	63.8	59.7	63.3	65.3
Ours(Type a, $h = 8$)	67.3	63.2	61.2	63	61	59.2
Ours(Type a, $h = 4$)	63	56.3	43.5	37.7	31.8	27.7
Ours(Type b, $h = 4$)	95.7	92.3	86	74.3	61	54
Ours(Type c, $h = 4$)	91.8	83.8	74.2	63.5	52.3	47.2
FSGNN($r = 3$)	91.7	82.3	74.2	61.5	51.8	46.8
FSGNN($r = 3$, all)	92	83.5	74.8	63	51.7	48
FSGNN($r = 8$)	92.5	85.5	73.8	62.5	51.2	47.3
FSGNN($r = 8$, all)	92.3	84.3	74.7	63	52.5	47.2

5.2 Comments on the Synthetic Dataset Experiment

For the synthetic dataset, it can be seen from Table 1 and Table 1 that in most of the cases the performance decreases with respect to γ in all cases (if $\gamma \rightarrow 1$ then, the graph is close to the case of being generated by uniform neighborhood class distribution). However, in Table 1, *Type b channels* input, in which graph framelets project the original feature matrix \mathbf{X} , show a large improvement compared with FSGNN. In some cases, the increment can reach over 10%.

Table 2: Classification Accuracy on synthetic dataset with Features sampled from $(-0.75 + 0.5c)\xi$, where $\xi \sim \mathcal{N}(0, 1)$, $c \in \{0, 1, 2, 3\}$.

γ	0	0.2	0.4	0.6	0.8	1
Ours(Type a, $h = 12$)	63.5	60	55.7	59.3	54.8	57.3
Ours(Type a, $h = 8$)	61.7	57.5	57	55.8	55.3	55.8
Ours(Type a, $h = 4$)	58.8	50.7	42	36	28.7	23.2
Ours(Type b, $h = 4$)	91.3	88.5	77.5	62.7	53.7	42
Ours(Type c, $h = 4$)	81.8	76.3	68.3	59.5	47.3	39.2
FSGNN($r = 3$)	91.8	80.8	70.7	64.5	50.5	44.2
FSGNN($r = 3$, all)	92	83.8	73.5	63.3	52.3	44.2
FSGNN($r = 8$)	93.8	84	67.8	59.8	48.5	40.8
FSGNN($r = 8$, all)	92.7	81.7	69.7	59.7	51.2	42.7

This evidently shows the effectiveness of multi-scale extractions via graph framelets when combined with adjacency matrix aggregations. There are also drawbacks, which can be seen from the results of *type a channels input* in both tables. It shows that the results are sensitive to hyperparameter h and that using graph framelets alone is not enough. Indeed, we chose a rather simple and unsupervised way to generate hierarchical clustering. This process altered the representation of the connectivity among nodes and caused a loss of information. Therefore, it is better to combine fine-scale information using 1 to 3-hop aggregation and coarse scale projection via graph framelets. However, the performance of *Type a channels* has less variation across different γ and is better when γ is closed to 1. It is also obvious that the neighborhood distributions affect our model performance for *Type b* and *Type c* given the theory in [43], in which the model accuracy decreased as the neighborhood distributions approached the same and indistinguishable uniform distribution. As for *Type c channels* in both tables, the channels are affected by the adjacency matrix before multi-scale extraction and thus they perform similarly compared with FSGNN. In Table 2, since it is more difficult to correctly classify nodes, *Type b channels* gain less improvement as compared to Table 1.

5.3 Experiments on Benchmark Datasets

Table 3: Dataset statistics, classification accuracy, and standard deviation. **Best** in bold, **second best** in blue.

	Cora	Citeseer	Pubmed	Texas	Wisconsin	Cornell	Actor	Chameleon	Squirrel	Avg.	Rank
Node	2,708	3,327	19,717	183	251	183	7,600	2,277	5,201	-	-
$\ \mathbf{A}\ _0$	10,556	9,228	88,651	325	515	298	30,019	36,101	217,073	-	-
Feature	1,433	3,703	500	1,703	1,703	1,703	931	2,325	2,089	-	-
Density	$1.44 \cdot 10^{-3}$	$8.34 \cdot 10^{-4}$	$2.28 \cdot 10^{-4}$	$9.70 \cdot 10^{-3}$	$8.17 \cdot 10^{-3}$	$8.90 \cdot 10^{-3}$	$5.20 \cdot 10^{-4}$	$6.96 \cdot 10^{-3}$	$8.02 \cdot 10^{-3}$	-	-
Class	6	7	3	5	5	5	5	5	5	-	-
Type	Homophily	Homophily	Homophily	Heterophily	Heterophily	Heterophily	Heterophily	Heterophily	Heterophily	-	-
Mixhop	87.61±0.85	76.26±1.33	85.31±0.61	77.84±7.73	75.88±4.90	73.51±6.34	32.22±2.34	60.50±2.53	43.80±1.48	68.10	14
GEOM-GCN	85.27	77.99	90.05	67.57	64.12	60.81	31.63	60.90	38.14	64.05	15
GCNII	88.01±1.33	77.13±1.38	90.30±0.37	77.84±5.64	81.57±4.98	76.49±4.37	-	62.48±2.74	-	-	-
H2GCN-1	86.92±1.37	77.07±1.64	89.40±0.34	84.86±6.77	86.67±4.69	82.16±4.80	35.86±1.03	57.11±1.58	36.42±1.89	70.72	13
WRGAT	88.20±2.26	76.81±1.89	88.52±0.92	83.62±5.50	86.98±3.78	81.62±3.90	36.53±0.77	65.24±0.87	48.85±0.78	72.93	11
GPRGNN	88.49±0.95	77.08±1.63	88.99±0.40	86.49±4.83	85.88±3.70	81.89±6.17	36.04±0.96	66.47±2.47	49.03±1.28	73.37	10
FSGNN($r = 3$)	86.92±1.66	77.18±1.27	89.71±0.45	84.51±4.71	87.84±3.37	84.86±4.56	35.26±1.01	78.60±0.71	73.93±2.00	77.65	5
FSGNN($r = 8$)	88.15±1.15	77.23±1.41	89.67±0.45	86.76±3.72	87.65±3.51	85.95±5.10	35.22±0.96	79.01±1.23	73.78±1.58	78.16	2nd
FSGNN($r = 3$, all)	87.59±1.03	76.91±1.60	89.68±0.37	84.60±5.41	86.67±2.75	86.22±6.78	35.51±0.89	77.68±1.10	73.79±2.32	77.63	6
FSGNN($r = 8$, all)	87.53±1.37	76.86±1.49	89.73±0.40	82.70±5.01	85.88±5.02	85.13±7.57	35.28±0.79	77.94±1.17	74.04±1.51	77.23	8
Ours($h = 4$, Type a)	79.48±2.68	71.29±2.01	88.46±0.35	83.78±5.54	86.08±4.34	85.95±5.51	34.96±1.24	65.83±2.05	51.98±1.98	71.97	12
Ours($h = 4$, Type b)	87.12±0.91	77.39±1.28	89.62±0.25	86.47±5.54	86.67±3.59	85.14±5.57	35.07±1.03	79.63±1.23	73.89±1.89	77.88	4
Ours($h = 4$, Type c)	87.36±1.09	76.78±1.51	89.55±0.32	85.14±4.05	87.65±4.02	86.76±5.33	35.41±0.82	79.65±1.33	74.58±2.07	78.10	3rd
Ours($h = 8$, Type a)	83.16±1.86	73.51±1.67	88.85±0.30	84.32±3.78	86.67±3.80	84.05±6.10	35.15±0.77	77.48±1.71	71.10±1.75	76.03	9
Ours($h = 8$, Type b)	87.22±1.21	76.76±1.40	89.73±0.40	84.87±5.70	85.69±3.29	84.60±5.41	35.34±0.81	79.21±1.09	73.09±1.66	77.39	7
Ours($h = 8$, Type c)	87.16±1.31	76.92±1.57	89.56±0.30	86.22±3.30	86.67±4.28	86.22±4.75	35.48±0.94	80.31±1.10	75.06±1.72	78.18	1st

We conducted experiments on 9 datasets including 3 homophilous citation networks and 6 heterophilous datasets and followed the public data splits provided in [26]. We define the density of a graph as $\|\mathbf{A}\|_0/n^2$, which is the proportion between the number of non-zero terms in \mathbf{A} and the numbers of terms of \mathbf{A} . The statistics is summarized in the top rows of Table 3. To generate a series of partitions for each dataset, we applied *sknetwork.hierarchy.Ward* and *sknetwork.hierarchy.cut.balanced* from python package *scikit-network*⁵ to form intermediate clusters and control the hyperparameter h in Theorem 3. h is set to 4 and 8 and the values are indicated in Table 3. Once new partition \mathcal{V}'' of

⁵<https://scikit-network.readthedocs.io/>

clusters is formed from a graph $G' = (\mathcal{V}', \mathbf{A}')$, we define as follows the new adjacency matrix \mathbf{A}'' to form the graph $G'' = (\mathcal{V}'', \mathbf{A}'')$ for next level clustering:

$$\mathbf{A}''_{ij} = \sum_{p=1}^{n'} \sum_{q=p+1}^{n'} \mathbf{A}'_{pq} \delta(ID(p), i) \delta(ID(q), j),$$

where $\#\mathcal{V}' = n'$, $\#\mathcal{V}'' = m'$, $ID(p)$, $ID(q)$ are the indices of clusters that nodes p and q belong to and $\delta(a, b)$ takes 1 when $a = b$. For heterophilous graphs, we iterate for a few steps until the final graph has less than $h = 4$ or $h = 8$ nodes. For *Pubmed*, when $h = 4$ we constrained the number of steps of generating hierarchical clustering to be 6 so as to reduce input channels.

As for the implementation of the neural network, we adopted the publicly released code of FSGNN⁶ for integrating the graph framelet projections as detailed in our PEGFAN model. We use the same optimizer, hidden layer size, etc., as those in FSGNN, and hence the details are omitted. We noticed that the outcome of FSGNN was a bit different from those reported in [32] when we tried to reproduce the results. Therefore we did a separate grid search for FSGNN and the results had slight changes. For our model, we set r of input channels to 3. Results of other models (Mixhop [31], GEOM-GCN [26], GCNII [44], H2GCN-1 [11], WRGAT [45], GPRGNN [46]) are cited from [32] and the results of some of the top rows are omitted, which are not among the models with relatively superior performance. All of the results are collected in Table 3.

As a brief comparison, Table 4 summarizes the average, maximum, and minimum training time of our model and FSGNN on *Chameleon* and *Squirrel* over 108 sets of hyperparameters shown in Table 6 of Appendix .3. Each training consists of 10 individual training, each of which is on a single data split. All experiments in this paper were conducted using an RTX 3090 graphics card.

Table 4: Training time.

Chameleon	avg.	max.	min.	Squirrel	avg.	max.	min.
FSGNN($r = 3$)	20.71s	64.68s	11.21s	FSGNN($r = 3$)	34.57s	83.24s	18.58s
FSGNN($r = 8$)	37.41s	90.70s	17.75s	FSGNN($r = 8$)	53.40s	141.24s	26.52s
Ours(Type c)	47.66s	125.25s	22.52s	Ours(Type c)	59.82s	198.77s	32.87s

5.4 Comments on Benchmark Dataset Experiments

We provide in Table 3 not only the performance of many state-of-the-art models but also their performance on both the homophilous and heterophilous graph datasets (9 datasets in total).

As pointed out in the Introduction, traditional models are usually with the underlying assumption of homophily. They perform well for homophilous graph datasets. One can clearly see from Table 3 that the best performances for the three typical homophilous datasets (*Cora*, *Citeseer*, and *Pubmed*) are given by GEOM-GCN, GCNII, and GPRGNN. For the homophilous datasets, their nature of being homophilous does not necessitate the need for further multi-scale information, and thus our method has a similar performance. The same drawback is shown as in the results of synthetic data, where the results of *Type a channels* are not superior and sensitive to the hyperparameter h . It empirically shows that to use framelets alone, it is required to form sufficiently large clusters at the beginning of forming hierarchical partitions.

While models such as GEOM-GCN, GCNII, and GPRGNN perform well in those homophilous datasets, they do not give the best performance for the other six heterophilous datasets. The models that give the best performance for heterophilous datasets are FSGNN and our PEGFAN.

Now between FSGNN and our PEGFAN, from the above discussion, we only need to focus on the 6 heterophilous datasets: *Texas*, *Wisconsin*, *Cornell*, *Actor*, *Chameleon*, and *Squirrel*. We would like to emphasize that we follow the most common way that uses the public data splits in [26]. The proportions of train-validation-test splits are all 48%, 32%, 20%. These 6 datasets can be considered as three groups discussed as follows.

The first group is the datasets of *Texas*, *Wisconsin*, and *Cornell*. They are similar datasets with typically small number of nodes, edges, and features. Since the test sets are only 20% of the graph, they contain at most 51 nodes. A correctly predicted node accounts for at least 1.9% of accuracy. Hence we can say that experiments on such datasets are relatively and statistically insignificant. Most of the models have very similar performance with at most 7 nodes wrongly predicted. Nonetheless, we chose to follow the common conduct and report the results for completeness. PEGFAN is best for

⁶<https://github.com/sunilkmaurya/FSGNN/>

Cornell while ranks second for *Texas*. FSGNN is best for *Wisconsin* and *Texas* while ranks third for *Cornell*. The best or second-best performances of FSGNN and PEGFAN are without much difference. Since the number of nodes is too small. It is not reasonable to say one is better than the other.

The second group is simply the dataset *Actor*. It is a large dataset with 7,600 nodes. However, for this Actor dataset, all models, including Mixhop, GEOM-GCN, GCNII, etc., do not give reasonable performance. They only give very low accuracy about 35%. The best performance is given by the model WRGAT. For this dataset, it is not reasonable to compare performance among different methods.

The last group is the datasets of *Chameleon* and *Squirrel*. They are both big datasets in terms of nodes and edges. We can see that PEGFAN performs the best. Being heterophilous makes it necessary to gather multi-scale information, and denser graphs facilitate forming better series of partitions and thus better graph framelets. This is also consistent with the empirical results of the synthetic dataset since as shown in [43], the neighborhood distributions of *Chameleon* and *Squirrel* are distinguishable enough for different classes, while other heterophilous datasets either are small datasets that suffer from bias or do not fit such condition.

Moreover, to compare the *overall performance* of each methods on the 9 benchmark datasets, we take the average of the performance of each method over the 9 datasets. The average score of each method is given in the second last column (Avg.) of Table 3. Our method with respect to $h = 8$ and Type c (the last row) ranks the first among the comparing methods. In general, our Type c methods outperform other methods with high average overall performance. See the last column of of Table 3 for the ranking of each method.

6 Conclusion

This paper proposes a novel and general method to construct Haar-type framelets on graphs that are permutation equivariant. It aims to serve as an alternative and supplement for multi-hop aggregations using powers of adjacency matrices. The results show that combining graph framelets and multi-hop aggregation increases the performance of node classification on heterophilous graphs in both synthetic and real-world data. Moreover, compared with using multi-hop aggregation alone, in the synthetic case our model shows significant increases against the deterioration of neighborhood distribution and results show consistency between the synthetic and benchmark datasets in terms of the patterns of neighborhood distribution. The overall results validate the capability of our graph framelets to extract multi-scale information under certain conditions and its superior performance. Finally, we would also like to mention that choosing a more sophisticated way to generate the hierarchical partitions has the potential to produce better graph framelets, which will be a future experimental direction to explore.

.1 Proofs of results in Section 3

For generating framelets, we use Algorithm 1 (Equations (1) and (2)). Its efficiency is discussed in Theorem 2.

Algorithm 1 Generating framelets

Input: Node set \mathcal{V} , Partition \mathcal{P}_K , Vectors $\{\mathbf{p}_\Lambda\}$, Matrices $\{\mathbf{B}_\Lambda\}$, j_0
 initialize $\mathcal{F}_{j_0}(\mathcal{P}_K) = \emptyset$, $\phi_\Lambda = \mathbf{I}_i$ for any $s_\Lambda = \{i\}$.
for $j = 2$ **to** $j_0 - 1$ **do**
 for $\Lambda \in \{\Lambda : \dim(\Lambda) = j\}$ **do**
 $\phi_\Lambda := \sum_{\ell \in [L_\Lambda]} \mathbf{p}_{(\Lambda, \ell)} \phi_{(\Lambda, \ell)}$
 for $m = 1$ **to** M_Λ **do**
 $\psi_{(\Lambda, m)} := \sum_{\ell \in [L_\Lambda]} (\mathbf{B}_\Lambda)_{m, \ell} \phi_{(\Lambda, \ell)}$
 update $\mathcal{F}_{j_0}(\mathcal{P}_K) \leftarrow \mathcal{F}_{j_0}(\mathcal{P}_K) \cup \{\phi_\Lambda, \psi_{(\Lambda, m), m=1, \dots, M_\Lambda}\}$
Output: $\mathcal{F}_{j_0}(\mathcal{P}_K)$

Proof of Theorem 3. Note that we have $n \leq Ch^{K-1}$ and $\#\mathcal{V}_j = \#\{\Lambda : \dim(\Lambda) = j\} \leq Ch^{j-1}$ for some fixed constant $C > 0$. Moreover, $M_\Lambda = \frac{L_\Lambda(L_\Lambda-1)}{2} \leq \frac{h(h-1)}{2}$. Therefore, there is no more than $C(h^{j_0-1} + \sum_{j=j_0}^{K-1} \frac{1}{2}h(h-1)h^{j-1}) = O(nh)$ elements in the binary graph Haar framelet system $\mathcal{F}_{j_0}(\mathcal{P}_K)$ for any $j_0 \in [K]$. By Equations (1)

and (2), we have

$$\phi_{\Lambda}^{\top} := \mathbf{p}_{\Lambda}^{\top} \begin{bmatrix} \phi_{(\Lambda,1)}^{\top} \\ \vdots \\ \phi_{(\Lambda,L_{\Lambda})}^{\top} \end{bmatrix}, \quad \begin{bmatrix} \psi_{(\Lambda,1)}^{\top} \\ \vdots \\ \psi_{(\Lambda,M_{\Lambda})}^{\top} \end{bmatrix} := \mathbf{B}_{\Lambda} \begin{bmatrix} \phi_{(\Lambda,1)}^{\top} \\ \vdots \\ \phi_{(\Lambda,L_{\Lambda})}^{\top} \end{bmatrix}, \quad (4)$$

By our construction, there is at most h^{K-j} nonzero entries for each ϕ_{Λ} and at most $2 \cdot h^{K-j-1}$ nonzero entries for each $\psi_{(\Lambda,m)}$ for $\dim(\Lambda) = j$. Hence, the number of nonzeros entries of \mathbf{F} is at most $C(h^{K-j_0} \cdot h^{j_0-1} + \sum_{j=j_0}^{K-1} 2h^{K-j-1} \cdot \frac{h(h-1)}{2} \cdot h^{j-1}) \leq C(K-1)h^K = O(nh \log_h n)$. Fix a Λ which has size $\dim(\Lambda) = j$. Then Equation (7) implies at most $h \cdot h^{K-j-1}$ multiplication operations and $(h-1) \cdot h^{K-j-1}$ addition operations needed for ϕ_{Λ} . For computing $\Psi_{(\Lambda,m)}$, $m = 1, \dots, M_{\Lambda}$, we need at most $2 \cdot h^{K-j-1} \cdot \frac{h(h-1)}{2}$ multiplication operations and $h^{K-j-1} \cdot \frac{h(h-1)}{2}$ addition operations, respectively. Notice that $\#\mathcal{V}_j \leq Ch^{j-1}$. To compute the nonzero entries of ϕ_{Λ} and $\psi_{(\Lambda,m)}$ for all $\dim(\Lambda) = j$ and $m = 1, \dots, M_{\Lambda}$, from the above computation, one can see that it needs at most $2C(h^{K-j-1} \cdot h \cdot h^{j-1} + 2h^{K-j-1} \cdot \frac{h(h-1)}{2} \cdot h^{j-1}) = 2C \cdot h^K$ evaluations of multiplications and additions. Hence, in total, to compute the nonzero entries of ϕ_{Λ} and $\psi_{(\Lambda,m)}$ for all $\dim(\Lambda) = j_0, \dots, K-1$ and $m = 1, \dots, M_{\Lambda}$, it needs at most $2C \sum_{j=1}^{K-1} (h^{K-j-1} \cdot h \cdot h^{j-1} + 2h^{K-j-1} \cdot \frac{h(h-1)}{2} \cdot h^{j-1}) = 2C(K-1)h^K = O(nh \log_h n)$ evaluations of multiplications and additions. \square

Before showing the proof of Theorem 4, we want to give some comments on permutations. Notice that the construction of \mathbf{p}_{Λ} and \mathbf{B}_{Λ} only depends on L_{Λ} . Hence, under node permutation (π or \mathbf{P}_{π}), it means that we have the following relationship between original ϕ_{Λ} and ϕ_{Λ}^* , ψ_{Λ} and ψ_{Λ}^* ,

$$(\phi_{\Lambda}^*)^{\top} := \mathbf{p}_{\Lambda}^{\top} \begin{bmatrix} \phi_{(\Lambda,1)}^{\top} \\ \vdots \\ \phi_{(\Lambda,L_{\Lambda})}^{\top} \end{bmatrix} \mathbf{P}_{\pi}, \quad (5)$$

$$\begin{bmatrix} (\psi_{(\Lambda,1)}^*)^{\top} \\ \vdots \\ (\psi_{(\Lambda,M_{\Lambda})}^*)^{\top} \end{bmatrix} := \mathbf{B}_{\Lambda} \begin{bmatrix} \phi_{(\Lambda,1)}^{\top} \\ \vdots \\ \phi_{(\Lambda,L_{\Lambda})}^{\top} \end{bmatrix} \mathbf{P}_{\pi}. \quad (6)$$

Under partition permutation π_p , fixing a Λ (there exists a permutation matrix \mathbf{Q}_{Λ} w.r.t. π_p at Λ), we have the following relationship between original ϕ_{Λ} and ϕ_{Λ}^* , ψ_{Λ} and ψ_{Λ}^* ,

$$(\phi_{\Lambda}^*)^{\top} := \mathbf{p}_{\Lambda}^{\top} \mathbf{Q}_{\Lambda} \begin{bmatrix} \phi_{(\Lambda,1)}^{\top} \\ \vdots \\ \phi_{(\Lambda,L_{\Lambda})}^{\top} \end{bmatrix}, \quad (7)$$

$$\begin{bmatrix} (\psi_{(\Lambda,1)}^*)^{\top} \\ \vdots \\ (\psi_{(\Lambda,M_{\Lambda})}^*)^{\top} \end{bmatrix} := \mathbf{B}_{\Lambda} \mathbf{Q}_{\Lambda} \begin{bmatrix} \phi_{(\Lambda,1)}^{\top} \\ \vdots \\ \phi_{(\Lambda,L_{\Lambda})}^{\top} \end{bmatrix}. \quad (8)$$

Proof of Theorem 4. Let $\Phi_{\Lambda} := [\phi_{(\Lambda,1)}, \dots, \phi_{(\Lambda,L_{\Lambda})}]^{\top}$ and $\Psi_{\Lambda} := [\psi_{(\Lambda,1)}, \dots, \psi_{(\Lambda,M_{\Lambda})}]^{\top}$. Since the scaling vectors $\phi_{\Lambda}^{\top} = \mathbf{p}_{\Lambda}^{\top} \Phi_{\Lambda}$ are defined iteratively for $\dim(\Lambda)$ decreasing from K to 1 through Equation (1) and the framelets $\psi_{(\Lambda,m)}$ are given by $\Psi_{\Lambda} = \mathbf{B}_{\Lambda} \Phi_{\Lambda}$, we only need to prove the permutation equivariance properties for each Λ .

For Item (i), note that by Equation (1) and Corollary 1, $\phi_{(\Lambda,\ell)} : \mathcal{V} \rightarrow \mathbb{R}$ only depends on \mathcal{G} , \mathcal{P}_K , and $\mathbf{p}_{\Lambda} = \frac{1}{\sqrt{L_{\Lambda}}} \mathbf{1}$. For any node permutation π , the \mathcal{P}_K is determined by the index vectors Λ according to a tree structure and is independent of the node permutation π . Moreover, the vectors \mathbf{p}_{Λ} are fixed constants. Hence, iteratively, after node permutation π acting on graph \mathcal{G} , the new scaling vector $\phi_{(\Lambda,\ell)}^{\pi} : \pi(\mathcal{V}) \rightarrow \mathbb{R}$ is given by $\phi_{(\Lambda,\ell)}^{\pi} = \mathbf{P}_{\pi} \phi_{(\Lambda,\ell)}$, where \mathbf{P}_{π} is the permutation matrix with respect to π . Consequently, the new Φ_{Λ}^{π} and Ψ_{Λ}^{π} on the permuted graph $\pi(\mathcal{G})$ are given by $\Phi_{\Lambda}^{\pi} = \Phi_{\Lambda} \mathbf{P}_{\pi}$ and $\Psi_{\Lambda}^{\pi} = \mathbf{B}_{\Lambda} \Phi_{\Lambda}^{\pi} = \mathbf{B}_{\Lambda} \Phi_{\Lambda} \mathbf{P}_{\pi} = \Psi_{\Lambda} \mathbf{P}_{\pi}$. This implies the conclusion in Item (i).

For Item (ii), given a partition permutation π_p acting on \mathcal{P}_K , We denote $\pi_p(\mathcal{P}_K)$ the hierarchical clustering w.r.t. such a π_p . Let $\tilde{\Lambda} := \pi_p(\Lambda)$ be the permuted index vector $\pi_p(\mathcal{P}_K)$ from the index vector Λ in \mathcal{P}_K . Since the partition

permutation acts on the children of each Λ only, we have $\pi_p(\Lambda, \ell) = (\tilde{\Lambda}, \pi_\Lambda(\ell))$ for some permutation π_Λ on $[L_\Lambda]$. Then, the matrix $\Phi_{\tilde{\Lambda}}$ is

$$\Phi_{\tilde{\Lambda}} := [\phi_{(\tilde{\Lambda}, \pi_\Lambda(1))}, \dots, \phi_{(\tilde{\Lambda}, \pi_\Lambda(L_\Lambda))}]^\top = P_{\pi_\Lambda} \Phi_\Lambda$$

with P_{π_Λ} being the permutation matrix with respect to π_Λ . Then, in view of $p_\Lambda^\top P_{\pi_\Lambda} = p_\Lambda^\top$, the permuted scaling vector $\phi_{\tilde{\Lambda}}$ is given by

$$\begin{aligned} (\phi_{\tilde{\Lambda}})^\top &= (\phi_{\pi_p(\Lambda)})^\top = p_\Lambda^\top (P_{\pi_\Lambda} \Phi_\Lambda) \\ &= (p_\Lambda^\top P_{\pi_\Lambda}) \Phi_\Lambda = p_\Lambda^\top \Phi_\Lambda = \phi_\Lambda^\top, \end{aligned}$$

That is, the new scaling vectors in $\{\phi_{\tilde{\Lambda}} : \dim(\tilde{\Lambda}) = j\}$ are simply the recording of $\{\phi_\Lambda : \dim(\Lambda) = j\}$ under π_p for $j = 0, \dots, K$. Thus, all scaling vectors are invariant (up to index permutation) under the partition permutation π_p . Now for the framelet vectors $\psi_{(\Lambda, m)}$, by Equation (2), we have

$$\Psi_{\tilde{\Lambda}} = B_\Lambda \Phi_{\tilde{\Lambda}} = B_\Lambda P_{\pi_\Lambda} \Phi_\Lambda.$$

We claim that there exist $M_\Lambda \times M_\Lambda$ permutation matrix R_Λ and sign matrix $S_\Lambda = \text{diag}(c_1, \dots, c_{M_\Lambda})$ with all $c_i \in \{-1, +1\}$ such that $B_\Lambda P_{\pi_\Lambda} = S_\Lambda R_\Lambda B_\Lambda$. Then, we have

$$\Psi_{\tilde{\Lambda}} = B_\Lambda P_{\pi_\Lambda} \Phi_\Lambda = S_\Lambda R_\Lambda B_\Lambda \Phi_\Lambda = S_\Lambda R_\Lambda \Psi_\Lambda,$$

which then concludes Item (ii). Noting that $B_\Lambda P_{\pi_\Lambda}$ is to reorder the columns of B_Λ and regardless the sign, all elements appear in each column with the same times and 1 (or -1) appears in rows of B_Λ once. In other words, $(B_\Lambda P_{\pi_\Lambda})_{r \cdot} = w^\top P_r^\top P_{\pi_\Lambda}$, which is to permute $w = [1, -1, 0, \dots, 0]^\top$ (up to a constant) with respect to $P_r^\top P_{\pi_\Lambda}$. Since $\text{Rank}(B_\Lambda) = L - 1$ and $B_\Lambda \mathbf{1} = \mathbf{0}$, we have $Pw \in \text{span}\{P_m w\}_{m=1}^{M_\Lambda}$ for any permutation matrix P . Thus for any r , there exists exactly one $j \in [M_\Lambda]$ such that $(B_\Lambda P_{\pi_\Lambda})_{r \cdot} = w^\top P_r^\top P_{\pi_\Lambda} = c w^\top P_j^\top$ where c is either 1 or -1 . Hence the claim holds. This completes the proof of Item (ii).

The proof of Item (iii) is a direct consequence of Items (i) and (ii). \square

2 Fast Decomposition and Reconstruction Algorithms

Given a K -hierarchical clustering \mathcal{P}_K , we consider graph Haar framelet transform between V_{j+1} and $V_j \oplus W_j$. Define $x_{(\Lambda, \ell)} := \langle \mathbf{f}, \phi_{(\Lambda, \ell)} \rangle$ and $y_{(\Lambda, m)} := \langle \mathbf{f}, \psi_{(\Lambda, m)} \rangle$ for a given graph signal \mathbf{f} . The transform algorithm is to evaluate $x_{(\Lambda, \ell)}$ and $y_{(\Lambda, m)}$ effectively. Let $C_\Lambda \in \mathbb{R}^{L_\Lambda \times (1+M_\Lambda)}$ be a matrix satisfying $C_\Lambda \begin{pmatrix} p_\Lambda^\top \\ B_\Lambda^\top \end{pmatrix} = I \in \mathbb{R}^{L_\Lambda \times L_\Lambda}$. Then [17] and Equations (1) and (2) imply that

$$\begin{bmatrix} \phi_\Lambda^\top \\ \psi_{(\Lambda, 1)}^\top \\ \vdots \\ \psi_{(\Lambda, M_\Lambda)}^\top \end{bmatrix} := \begin{pmatrix} p_\Lambda^\top \\ B_\Lambda^\top \end{pmatrix} \begin{bmatrix} \phi_{(\Lambda, 1)}^\top \\ \vdots \\ \phi_{(\Lambda, L_\Lambda)}^\top \end{bmatrix}, \quad (9)$$

$$\begin{bmatrix} \phi_{(\Lambda, 1)}^\top \\ \vdots \\ \phi_{(\Lambda, L_\Lambda)}^\top \end{bmatrix} := C_\Lambda \begin{bmatrix} \phi_\Lambda^\top \\ \psi_{(\Lambda, 1)}^\top \\ \vdots \\ \psi_{(\Lambda, M_\Lambda)}^\top \end{bmatrix}. \quad (10)$$

For the decomposition algorithm, we are give a signal $\mathbf{f} \in V_{j+1}$, which means that

$$\mathbf{f} = \sum_{\dim(\Lambda)=j} \sum_{\ell \in [L_\Lambda]} x_{(\Lambda, \ell)} \phi_{(\Lambda, \ell)}.$$

By Equation (9), we have

$$\begin{aligned}
\mathbf{f} &= \sum_{\dim(\Lambda)=j} \sum_{\ell \in [L_\Lambda]} x_{(\Lambda,\ell)} \phi_{(\Lambda,\ell)} \\
&= \sum_{\dim(\Lambda)=j} \sum_{\ell \in [L_\Lambda]} x_{(\Lambda,\ell)} \left((C_\Lambda)_{\ell,1} \phi_\Lambda + \sum_{m \in [M_\Lambda]} (C_\Lambda)_{\ell,m+1} \psi_{(\Lambda,m)} \right) \\
&= \sum_{\dim(\Lambda)=j} \phi_\Lambda \sum_{\ell \in [L_\Lambda]} x_{(\Lambda,\ell)} (C_\Lambda)_{\ell,1} \\
&\quad + \sum_{\dim(\Lambda)=j} \sum_{m \in [M_\Lambda]} \psi_{(\Lambda,m)} \sum_{\ell \in [L_\Lambda]} x_{(\Lambda,\ell)} (C_\Lambda)_{\ell,m+1} \\
&= \sum_{\dim(\Lambda)=j} x_\Lambda \phi_\Lambda + \sum_{\dim(\Lambda)=j} \sum_{m \in [M_\Lambda]} y_{(\Lambda,m)} \psi_{(\Lambda,m)},
\end{aligned} \tag{11}$$

where we can represent decomposition of \mathbf{f} with respect to each Λ as

$$\begin{aligned}
&[x_\Lambda, y_{(\Lambda,1)}, \dots, y_{(\Lambda,M_\Lambda)}] \\
&= [x_{(\Lambda,1)}, x_{(\Lambda,2)}, \dots, x_{(\Lambda,L_\Lambda)}] \mathbf{C}_\Lambda.
\end{aligned} \tag{12}$$

Conversely, if we have $\mathbf{f} \in V_j \oplus W_j$, which means that

$$\mathbf{f} = \sum_{\dim(\Lambda)=j} x_\Lambda \phi_\Lambda + \sum_{\dim(\Lambda)=j} \sum_{m \in [M_\Lambda]} y_{(\Lambda,m)} \psi_{(\Lambda,m)},$$

then, by Equation (9), for the reconstruction from $V_j \oplus W_j$ to V_{j+1} , we have

$$\begin{aligned}
\mathbf{f} &= \sum_{\dim(\Lambda)=j} x_\Lambda \phi_\Lambda + \sum_{\dim(\Lambda)=j} \sum_{m \in [M_\Lambda]} y_{(\Lambda,m)} \psi_{(\Lambda,m)} \\
&= \sum_{\dim(\Lambda)=j} \sum_{\ell \in [L_\Lambda]} (r_\Lambda)_\ell \phi_{(\Lambda,\ell)} \\
&= \sum_{\dim(\Lambda)=j} \sum_{\ell \in [L_\Lambda]} x_{(\Lambda,\ell)} \phi_{(\Lambda,\ell)},
\end{aligned} \tag{13}$$

where

$$\mathbf{r}_\Lambda = x_\Lambda \mathbf{p}_\Lambda^\top + \mathbf{y}_\Lambda^\top \mathbf{B}_\Lambda, \text{ with } \mathbf{y}_\Lambda = [y_{(\Lambda,1)}, \dots, y_{(\Lambda,M_\Lambda)}]^\top, \tag{14}$$

and $x_{(\Lambda,\ell)} := (r_\Lambda)_\ell$.

Algorithm 2 Fast framelet decomposition

Input: $\mathcal{P}_K, \{x_\Lambda : \dim(\Lambda) = j_0\}, \{\mathbf{C}_\Lambda\}, j_1$

initialize $\hat{\mathbf{f}} = \emptyset$.

for $j = j_0 - 1$ **to** j_1 **do**

for $\Lambda \in \{\Lambda : \dim(\Lambda) = j\}$ **do**

$[x_\Lambda, y_{(\Lambda,1)}, \dots, y_{(\Lambda,M_\Lambda)}] \leftarrow [x_{(\Lambda,1)}, x_{(\Lambda,2)}, \dots, x_{(\Lambda,L_\Lambda)}] \mathbf{C}_\Lambda$

 update $\hat{\mathbf{f}} \leftarrow \hat{\mathbf{f}} \cup \{x_\Lambda, y_{(\Lambda,m)}, m = 1, \dots, M_\Lambda\}$

Output: $\mathcal{F}_{j_0}(\mathcal{P}_K)$

Hence, by using Equation (12) iteratively from V_K , given a framelet system $\mathcal{F}_{j_0}(\mathcal{P}_K)$ and a graph signal \mathbf{f} , we get the coefficient vector $\hat{\mathbf{f}}$ consisting of coefficients from

$$\mathbf{f} \mapsto \{x_\Lambda : \dim(\Lambda) = j_0\} \cup \{y_\Lambda : \dim(\Lambda) = j\}_{j=j_0+1}^{K-1} \tag{15}$$

with respect to $V_{j_0} \oplus W_{j_0} \oplus \dots \oplus W_{K-1}$. In the reconstruction process, we iteratively obtain the representation of \mathbf{f} in V_K from coefficient vector $\hat{\mathbf{f}}$:

$$\{x_\Lambda : \dim(\Lambda) = j_0\} \cup \{y_\Lambda : \dim(\Lambda) = j\}_{j=j_0+1}^{K-1} \mapsto \mathbf{f} \tag{16}$$

Algorithm 3 Fast framelet reconstruction

Input: $\mathcal{P}_K, \{x_\Lambda : \dim(\Lambda) = j_0\} \cup \{y_{(\Lambda,m)} : \dim(\Lambda) = j_0, m \in [M_\Lambda]\}, \{\mathbf{p}_\Lambda, \mathbf{C}_\Lambda\}, j_1$
initialize $\mathbf{f} = \emptyset$.
for $j = j_0 + 1$ **to** j_1 **do**
 for $\Lambda \in \{\Lambda : \dim(\Lambda) = j\}$ **do**
 $\mathbf{r}_\Lambda = x_\Lambda \mathbf{p}_\Lambda^\top + \mathbf{y}_\Lambda^\top \mathbf{B}_\Lambda$
 for $\ell = 1$ **to** L_Λ **do**
 $x_{(\Lambda,\ell)} \leftarrow (\mathbf{r}_\Lambda)_\ell$
 update $\mathbf{f} \leftarrow \mathbf{f} \cup \{x_{(\Lambda,\ell)}\}_{\ell \in [L_\Lambda]}$
Output: \mathbf{f}

with respect to $V_{j_0} \oplus W_{j_0} \oplus \dots \oplus W_{K-1}$.

From the above discussion, we observe that decomposition and reconstruction algorithms do not need to form the full framelet system explicitly, but \mathbf{p}_Λ , \mathbf{B}_Λ and \mathbf{C}_Λ , which implies efficiency in general applications that apply our framelet system.

Theorem 5. *Under the same assumption as in Corollary 1. The decomposition algorithm to obtain the framelet coefficient vector $\hat{\mathbf{f}}$ from \mathbf{f} and the reconstruction algorithm to obtain the graph signal \mathbf{f} from $\hat{\mathbf{f}}$, as described in Equations (15) and (16), are both with a computational complexity of order $O(nh)$.*

Proof of Theorem 5. A fast decomposition algorithm is given by Equation (11), which computes $\hat{\mathbf{f}}$ iteratively. In order to get x_Λ and $y_{(\Lambda,m)}$ for $\hat{\mathbf{f}}$, we need to compute $\sum_{\ell \in [L_\Lambda]} x_{(\Lambda,\ell)} (\mathbf{C}_\Lambda)_{\ell,t} = (\mathbf{q}_\Lambda^\top \mathbf{C}_\Lambda)_t$, where $t = 1, \dots, M_\Lambda + 1, \ell \in [L_\Lambda]$ and $\mathbf{q}_\Lambda := [x_{(\Lambda,1)}, \dots, x_{(\Lambda,L_\Lambda)}]^\top$ (see Equation (12)). Note that for our binary graph Haar framelet system $\mathcal{F}_{j_0}(\mathcal{P}_K)$, the matrix \mathbf{C}_Λ in Equation (9) is given by $\mathbf{C}_\Lambda = [\mathbf{p}_\Lambda, \mathbf{B}_\Lambda^\top]$ and each row of \mathbf{B}_Λ has only two nonzero elements. Hence, for a given Λ with $\dim(\Lambda) = j$, since $L_\Lambda \leq h$ and $M_\Lambda \leq \frac{h(h-1)}{2}$, the number of nonzero elements in \mathbf{C}_Λ is no more than $h + 2 \cdot \frac{h(h-1)}{2}$. Therefore, the computational complexity for obtaining $\mathbf{q}_\Lambda^\top \mathbf{C}$ is of the same order as $h + 2 \cdot \frac{h(h-1)}{2}$. In total, observing that $\#\{\Lambda : \dim(\Lambda) = j\} \leq h^{j-1}$, to get the full $\hat{\mathbf{f}}$, the computational complexity is of order the same as $\sum_{j=1}^{K-1} (h + 2 \cdot \frac{h(h-1)}{2}) h^{j-1} = O(nh)$.

Fast reconstruction algorithm (Equation (13)) which computes \mathbf{f} from $\hat{\mathbf{f}}$ only need to compute \mathbf{r}_Λ iteratively. Let $\mathbf{Y}_\Lambda := [x_\Lambda, \mathbf{y}_\Lambda^\top]^\top \in \mathbb{R}^{M_\Lambda+1}$ and $\mathbf{P}_\Lambda := \begin{pmatrix} \mathbf{p}_\Lambda^\top \\ \mathbf{B}_\Lambda^\top \end{pmatrix}$. Then $\mathbf{P}_\Lambda = \mathbf{C}_\Lambda^\top$ and $\mathbf{r}_\Lambda = \mathbf{Y}_\Lambda^\top \mathbf{P}_\Lambda$. Following a similar calculation as for the fast decomposition algorithm, it is not hard to see the computation complexity is of $\sum_{j=1}^{K-1} h^{j-1} (h + 2 \cdot \frac{h(h-1)}{2}) = O(nh)$. \square

3 Experiment Details on the Synthetic Dataset

[43] gives a theoretical characterization of graphs on which GCN fails to produce acceptable performance. We follow and modify Algorithm 2 in [43] to generate synthetic data.

The key idea of the algorithm is to generate edges of nodes in a graph such that the intra-class and inter-class similarities are properly controlled. The intra-class and inter-class similarity are defined by Definition 1. Cross-class neighborhood similarity (CCNS) measures how close the patterns of connections of nodes between two classes are. In our experiment, we generate graphs with 3,000 nodes for which assign labels from $\mathcal{C} = \{0, 1, 2, 3\}$ randomly. It means that we have $n_c = 4$ classes. We generate edges according to Algorithm 4. The distributions that control CCNS are designed based on the uniform distribution and a prescribed distribution $\{\mathcal{D}_c : c \in \mathcal{C}\}$. The distributions $\{\mathcal{D}_c : c \in \mathcal{C}\}$ can be found in Table 5. Integer K is set to be 45,000. The hyperparameter $\gamma \in \{0, 0.2, 0.4, 0.6, 0.8, 1\}$ indicates the probability to sample neighbors from uniform distribution other than the predefined distributions that are much more distinguishable for different classes. When γ is small, vertices of the neighborhood are more likely to be sampled according to $\{\mathcal{D}_c : c \in \mathcal{C}\}$ and when γ is large, it is more likely to sample from the indistinguishable uniform distribution. As a result, when γ becomes larger, the uniform distribution has more impact on CCNS and thus the metric becomes more similar between classes. We evaluate CCNSs on the generated graphs and show heatmaps in Figure 5. As we can see, when $\gamma = 0$, CCNS is dominated by $\{\mathcal{D}_c : c \in \mathcal{C}\}$, and since \mathcal{D}_0 is more similar to \mathcal{D}_2 than \mathcal{D}_1 , we get $s(0, 1) = 0.367 \leq 0.686 = s(0, 2)$. And finally when $\gamma = 1$, all CCNS are almost 0.91. Notice that in Algorithm 4, we slightly modify the algorithm in [43]. Since we generate graphs with only nodes initialized, when $r \leq \gamma$, we

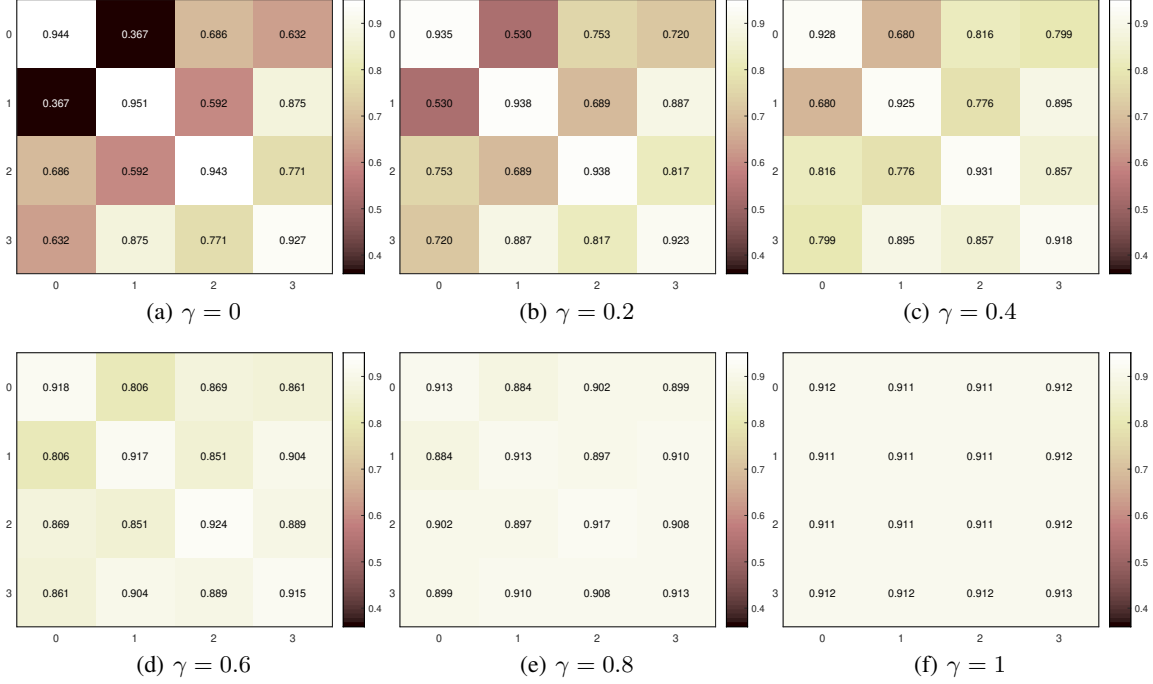


Figure 5: CCNS on the synthetic graphs with different hyperparameters γ .

sample label c from all labels \mathcal{C} , instead of $\mathcal{C} - \{y_i\}$ used in [43]. Table 6 shows the hyperparameter search range for the experiments of FSGNN and PEGFAN on the synthetic data, where $\{WD_{sca}, LR_{sca}, WD_{fc1}, WD_{fc2}, LR_{fc}\}$ are the weight decay coefficient of attention weights, learning rate of attention weights, weight decay coefficient of the first fully-connected layer, weight decay coefficient of the second fully-connected layer and learning rate of the fully-connected part, respectively.

Definition 1 (Cross-Class Neighborhood Similarity (CCNS) [43]). *Given graph \mathcal{G} and node labels $y_i \in \{0, 1, \dots, n_c - 1\}$ for $i \in \mathcal{V}$. the metric between classes c and c' is $s(c, c') = \frac{1}{|\mathcal{V}_c||\mathcal{V}_{c'}|} \sum_{i \in \mathcal{V}_c, j \in \mathcal{V}_{c'}} \cos(d(i), d(j))$, where $\mathcal{V}_c := \{i \in \mathcal{V} : y_i = c\}$ and $d(i) \in \mathbb{R}^{n_c}$ is a vector with elements defined by $\#\{j : (i, j) \in \mathcal{E}, y_j = c\}$ for any $c \in \{0, 1, \dots, n_c - 1\}$.*

Table 5: Distribution D_4 .

$\{\mathcal{D}_c : c \in \mathcal{C}\}$	class 0	class 1	class 2	class 3
\mathcal{D}_0	0.1	0.4	0	0.5
\mathcal{D}_1	0.5	0	0.5	0
\mathcal{D}_2	0.2	0	0.5	0.3
\mathcal{D}_3	0.25	0.25	0.25	0.25

Table 6: Hyperparameter search range

Hyperparameters	Values
WD_{sca}	0.0, 0.001, 0.1
LR_{sca}	0.01, 0.04
WD_{fc1}	0.0, 0.0001, 0.001
WD_{fc2}	0.0, 0.0001, 0.001
LR_{fc}	0.005, 0.01

Features on graph nodes are from \mathbb{R}^{700} , with each elements randomly generated according to Gaussian distribution $(-\frac{9}{2} + \frac{1}{2}c)\xi$ independently, where $\xi \sim N(0, 1)$ and c is the label.

Algorithm 4 [43]

Input: Nodes \mathcal{V} , Integer K , Distribution matrix $\{\mathcal{D}_c : c \in \mathcal{C}\}$, labels $\mathcal{C} = \{c\}_{i=0}^{n_c-1}$, γ
initialize $\mathcal{E} = \emptyset$ and $k = 0$;
while $k \leq K$ **do**
 Sample $i \in \mathcal{V}$ and $r \in [0, 1]$ uniformly
 Obtain the label $y_i \in \mathcal{C}$ of node i
 if $r \leq \gamma$ **then**
 Sample a label c from \mathcal{C} uniformly
 else
 Sample a label c from \mathcal{C} according to distribution \mathcal{D}_{y_i}
 Sample node j from class c uniformly
 if $(i, j) \notin \mathcal{E}$ **then**
 update $\mathcal{E} \leftarrow \mathcal{E} \cup (i, j)$
 update $k \leftarrow k + 1$
Output: $\mathcal{G} = (\mathcal{V}, \mathcal{E})$

References

- [1] T. N. Kipf and M. Welling, “Semi-supervised classification with graph convolutional networks,” ICLR 2017.
- [2] R. Ying, R. He, K. Chen, P. Eksombatchai, W. L. Hamilton, and J. Leskovec, “Graph convolutional neural networks for web-scale recommender systems,” KDD 2018, pp. 974–983.
- [3] M. Zhang, Z. Cui, M. Neumann, and Y. Chen, “An end-to-end deep learning architecture for graph classification,” AAAI, 2018.
- [4] Y. Zhou, H. Zheng, X. Huang, S. Hao, D. Li, and J. Zhao, “Graph neural networks: Taxonomy, advances, and trends,” *ACM Trans. Intell. Syst. Technol.*, vol. 13, no. 1, Jan 2022.
- [5] Z. Wu, S. Pan, F. Chen, G. Long, C. Zhang, and S. Y. Philip, “A comprehensive survey on graph neural networks,” *IEEE Transactions on Neural Networks and Learning Systems*, vol. 32, no. 1, pp. 4–24, 2021.
- [6] J. Zhou, G. Cui, S. Hu, Z. Zhang, C. Yang, Z. Liu, L. Wang, C. Li, and M. Sun, “Graph neural networks: A review of methods and applications,” *AI Open*, vol. 1, pp. 57–81, 2020.
- [7] Z. Zhang, P. Cui, and W. Zhu, “Deep learning on graphs: A survey,” *IEEE Transactions on Knowledge and Data Engineering*, vol. 34, no. 1, pp. 249–270, 2022.
- [8] X. Zheng, Y. Liu, S. Pan, M. Zhang, D. Jin, and P. S. Yu, “Graph neural networks for graphs with heterophily: A survey,” *arXiv preprint arXiv:2202.07082*, 2022.
- [9] Q. Li, Z. Han, and X.-M. Wu, “Deeper insights into graph convolutional networks for semi-supervised learning,” AAAI, 2018.
- [10] H. Nt and T. Maehara, “Revisiting graph neural networks: All we have is low-pass filters,” *arXiv preprint arXiv:1905.09550*, 2019.
- [11] J. Zhu, Y. Yan, L. Zhao, M. Heimann, L. Akoglu, and D. Koutra, “Beyond homophily in graph neural networks: Current limitations and effective designs,” *Advances in Neural Information Processing Systems*, vol. 33, pp. 7793–7804, 2020.
- [12] I. Daubechies, *Ten lectures on wavelets*. SIAM, 1992.
- [13] B. Han, *Framelets and wavelets: Algorithms, Analysis, and Applications*. Birkhäuser xxxiii Cham, 2017.
- [14] D. K. Hammond, P. Vandergheynst, and R. Gribonval, “Wavelets on graphs via spectral graph theory,” *Applied and Computational Harmonic Analysis*, vol. 30, no. 2, pp. 129–150, 2011.
- [15] C. K. Chui, F. Filbir, and H. N. Mhaskar, “Representation of functions on big data: graphs and trees,” *Applied and Computational Harmonic Analysis*, vol. 38, no. 3, pp. 489–509, 2015.
- [16] B. Dong, “Sparse representation on graphs by tight wavelet frames and applications,” *Applied and Computational Harmonic Analysis*, vol. 42, no. 3, pp. 452–479, 2017.
- [17] J. Li, H. Feng, and X. Zhuang, “Convolutional neural networks for spherical signal processing via area-regular spherical haar tight framelets,” *IEEE Transactions on Neural Networks and Learning Systems*, 2022. DOI: 10.1109/TNNLS.2022.3160169.

- [18] M. Li, Z. Ma, Y. G. Wang, and X. Zhuang, “Fast haar transforms for graph neural networks,” *Neural Networks*, vol. 128, pp. 188–198, 2020.
- [19] Y. G. Wang and X. Zhuang, “Tight framelets and fast framelet filter bank transforms on manifolds,” *Applied and Computational Harmonic Analysis*, vol. 48, no. 1, pp. 64–95, 2020.
- [20] X. Zheng, B. Zhou, Y. G. Wang, and X. Zhuang, “Decimated framelet system on graphs and fast g-framelet transforms,” *Journal of Machine Learning Research*, vol. 23, no. 18, pp. 1–68, 2022.
- [21] M. Gavish, B. Nadler, and R. R. Coifman, “Multiscale wavelets on trees, graphs and high dimensional data: Theory and applications to semi supervised learning,” *ICML*, 2010.
- [22] C. K. Chui, H. Mhaskar, and X. Zhuang, “Representation of functions on big data associated with directed graphs,” *Applied and Computational Harmonic Analysis*, vol. 44, no. 1, pp. 165–188, 2018.
- [23] Y. Xiao and X. Zhuang, “Adaptive directional haar tight framelets on bounded domains for digraph signal representations,” *Journal of Fourier Analysis and Applications*, vol. 27, no. 2, pp. 1–26, 2021.
- [24] M. Defferrard, X. Bresson, and P. Vandergheynst, “Convolutional neural networks on graphs with fast localized spectral filtering,” *NeurIPS* 2016.
- [25] W. Hamilton, Z. Ying, and J. Leskovec, “Inductive representation learning on large graphs,” *NeurIPS* 2017.
- [26] H. Pei, B. Wei, K. C. Chang, Y. Lei, and B. Yang, “Geom-gcn: Geometric graph convolutional networks,” *ICLR* 2020.
- [27] G. Zhao, T. Wang, Y. Li, Y. Jin, C. Lang, and S. Feng, “Neighborhood pattern is crucial for graph convolutional networks performing node classification,” *IEEE Transactions on Neural Networks and Learning Systems*, 2022, DOI: 10.1109/TNNLS.2022.3229721.
- [28] J. Chen, S. Chen, J. Gao, Z. Huang, J. Zhang, and J. Pu, “Exploiting neighbor effect: Conv-agnostic gnn framework for graphs with heterophily,” *IEEE Transactions on Neural Networks and Learning Systems*, 2023, DOI: 10.1109/TNNLS.2023.3267902.
- [29] L. Wu, H. Lin, B. Hu, C. Tan, Z. Gao, Z. Liu, and S. Z. Li, “Beyond homophily and homogeneity assumption: Relation-based frequency adaptive graph neural networks,” *IEEE Transactions on Neural Networks and Learning Systems*, 2023, DOI: 10.1109/TNNLS.2022.3230417.
- [30] K. Xu, C. Li, Y. Tian, T. Sonobe, K.-i. Kawarabayashi, and S. Jegelka, “Representation learning on graphs with jumping knowledge networks,” *ICML* 2018.
- [31] S. Abu-El-Haija, B. Perozzi, A. Kapoor, N. Alipourfard, K. Lerman, H. Harutyunyan, G. Ver Steeg, and A. Galstyan, “Mixhop: Higher-order graph convolutional architectures via sparsified neighborhood mixing,” *ICML* 2019.
- [32] S. K. Maurya, X. Liu, and T. Murata, “Simplifying approach to node classification in graph neural networks,” *Journal of Computational Science*, vol. 62, p. 101695, 2022.
- [33] D. Lim, F. Hohne, X. Li, S. L. Huang, V. Gupta, O. Bhalerao, and S. N. Lim, “Large scale learning on non-homophilous graphs: New benchmarks and strong simple methods,” *NeurIPS* 2021.
- [34] M. Crovella and E. Kolaczyk, “Graph wavelets for spatial traffic analysis,” in *IEEE INFOCOM 2003. Twenty-second Annual Joint Conference of the IEEE Computer and Communications Societies (IEEE Cat. No. 03CH37428)*, vol. 3. IEEE, 2003, pp. 1848–1857.
- [35] B. Han, T. Li, and X. Zhuang, “Directional compactly supported box spline tight framelets with simple geometric structure,” *Applied Mathematics Letters*, vol. 91, pp. 213–219, 2019.
- [36] B. Han and X. Zhuang, “Matrix extension with symmetry and its application to symmetric orthonormal multi-wavelets,” *SIAM journal on mathematical analysis*, vol. 42, no. 5, pp. 2297–2317, 2010.
- [37] X. Zhuang, “Matrix extension with symmetry and construction of biorthogonal multiwavelets with any integer dilation,” *Applied and Computational Harmonic Analysis*, vol. 33, no. 2, pp. 159–181, 2012.
- [38] Q. Mo and X. Zhuang, “Matrix splitting with symmetry and dyadic framelet filter banks over algebraic number fields,” *Linear algebra and its applications*, vol. 437, no. 10, pp. 2650–2679, 2012.
- [39] B. Han and X. Zhuang, “Algorithms for matrix extension and orthogonal wavelet filter banks over algebraic number fields,” *Mathematics of Computation*, vol. 82, no. 281, pp. 459–490, 2013.
- [40] J. Brownlee, “Why one-hot encode data in machine learning,” *Machine Learning Mastery*, pp. 1–46, 2017.
- [41] H. Maron, H. Ben-Hamu, N. Shamir, and Y. Lipman, “Invariant and equivariant graph networks,” *ICLR* 2019.

- [42] C. Morris, G. Rattan, S. Kiefer, and S. Ravanbakhsh, “Speqnets: Sparsity-aware permutation-equivariant graph networks,” ICML 2022.
- [43] Y. Ma, X. Liu, N. Shah, and J. Tang, “Is homophily a necessity for graph neural networks?” ICLR 2022.
- [44] M. Chen, Z. Wei, Z. Huang, B. Ding, and Y. Li, “Simple and deep graph convolutional networks,” ICML 2020.
- [45] S. Suresh, V. Budde, J. Neville, P. Li, and J. Ma, “Breaking the limit of graph neural networks by improving the assortativity of graphs with local mixing patterns,” KDD 2021.
- [46] E. Chien, J. Peng, P. Li, and O. Milenkovic, “Adaptive universal generalized pagerank graph neural network,” ICLR 2021.