

Accelerating 128-bit Floating-Point Matrix Multiplication on FPGAs

Fumiya Kono^{*§}, Naohito Nakasato[†], Maho Nakata[‡]

^{*} Shizuoka Institute of Science and Technology, Fukuroi, Shizuoka, JAPAN

[†] The University of Aizu, Aizuwakamatsu, Fukushima, JAPAN

[‡] Cluster for Pioneering Research, RIKEN, Wako, Saitama, JAPAN

[§] kono.fumiya@sist.ac.jp

Abstract—General Matrix Multiplication (GEMM) is a fundamental operation widely used in scientific computations. Its performance and accuracy significantly impact the performance and accuracy of applications that depend on it. One such application is semidefinite programming (SDP), and it often requires binary128 or higher precision arithmetic to solve problems involving SDP stably. However, only some processors support binary128 arithmetic, which makes SDP solvers generally slow. In this study, we focused on accelerating GEMM with binary128 arithmetic on field-programmable gate arrays (FPGAs) to enable the flexible design of accelerators for the desired computations. Our binary128 GEMM designs on a recent high-performance FPGA achieved approximately 90GFlops, 147x faster than the computation executed on a recent CPU with 20 threads for large matrices. Using our binary128 GEMM design on the FPGA, we successfully accelerated two numerical applications: LU decomposition and SDP problems, for the first time.

Index Terms—Matrix Multiplication, binary128, Systolic Arrays, Intel FPGA SDK for OpenCL, Performance Benchmarking, LU Decomposition, Semidefinite Programming

I. INTRODUCTION

General Matrix Multiplication (GEMM) is a crucial computation in various scientific and engineering algorithms. Its precision plays a significant role in determining the accuracy of the target applications. Different applications have different precision requirements for the number of bits used to represent floating-point (FP) numbers. As defined by the IEEE 754 standard [1], FP formats and arithmetic are available in various precisions, including binary16 (also known as half-precision), binary32 (single-precision), binary64 (double-precision), and binary128 (quadruple-precision). The suffix in each format indicates the number of FP bits supported by the respective format, with higher numbers indicating higher precision.

In machine learning (ML) using artificial neural networks, it has been shown that binary16 is sufficient for storing the weights of these networks. This has led to the development of hardware architectures that support highly parallel computation using binary16 arithmetic. One example is the TensorCore on recent NVIDIA graphics processing units (GPUs), designed for matrix multiplication with lower precision and has multiplication and accumulation performed in binary16 and binary32 arithmetics, respectively. Other ML accelerators, such as Google’s TPUv3 [2], also support the bfloat16 format, an extended half-precision FP format.

On the other hand, operations with higher precision, such as binary128, are also required by specific applications. One example is Semidefinite Programming (SDP), a natural extension of linear programming that aims to minimize linear functions subject to certain constraints. In semidefinite programming, it is common to solve given problems using the Primal-Dual Interior-Point Methods (PDIPM) [3]. However, according to these methods, SDP is numerically unstable near the optimal solution because the variable matrices become singular [4], [5]. Therefore, Nakata [5] proposed using higher precision numbers to solve optimization problems using SDP to maintain the desired numerical accuracy.

However, since few processors represented by the IBM z13 processor [6] support binary128 as hardware, the performance of applications relying on binary128 arithmetic is typically 100 to 1000x slower than that only relying on binary64. Therefore, the acceleration of binary128 arithmetic is crucial for accelerating SDP.

In this research, we implemented GEMM in binary128 arithmetic on Field Programmable Gate Arrays (FPGAs). The advantage of targeting FPGAs is their flexibility in optimizing accelerators for target computations. Additionally, while GPUs are designed with many parallel processors and fast memories, FPGAs are simply an array of logic gates that allow us to reconfigure designs and how they work during computation. This characteristic of FPGA enables us to create a suitable design for specific calculations while minimizing the use of hardware resources. As a result, energy consumption during computation on FPGAs is typically much lower than on GPUs.

Nagasu *et al.* [7] compared the energy consumption of FPGA and GPU computations for the same tsunami modeling application and demonstrated the effectiveness of FPGAs. They showed that their implementation on the Arria10 FPGA consumed approximately 5x less energy than the initial implementation on an AMD Radeon GPU.

Implementing logic designs on FPGAs is typically more challenging than parallel programming on GPUs because logic designs must be written in Hardware Description Language (HDL). To alleviate this difficulty, we adopt Intel’s OpenCL-based high-level synthesis (HLS) techniques for our binary128 GEMM designs in this research.

To design high-performance GEMM operations on FPGAs, it is essential to utilize pipeline parallelism and create a

systolic array [8]. Matteis *et al.* [9] developed FBLAS, a numerical library inspired by the open-source implementation of the Basic Linear Algebra Subroutines (BLAS) for Intel FPGAs. FBLAS also provides a version of the systolic array design for its GEMM implementation. In this research, we extended it to support various FP precisions.

The OpenCL standard supports neither arithmetic operations of binary128 nor that of higher precision than binary128. Furthermore, the OpenCL standard only supports arithmetic operations in binary32 and binary64 [1]. While a recent version of the OpenCL SDK for Intel FPGAs supports specific FP precisions, its main target is binary16 and bfloat16 for machine learning.

In this research, we adopted customized FP units developed by Nakasato *et al.* [10] that support various FP formats, including the binary128 format. Nevertheless, this paper focused on developing and evaluating binary128 format FP addition, multiplication units, and acceleration of binary128 GEMM operations.

The main contributions of this research are as follows:

- We implemented fast GEMM designs in the binary128 format on FPGAs
- We developed an application interface compatible with the standard BLAS library.
- We evaluated the performance of our binary128 GEMM designs with practical applications.

While this research builds upon the preceding work, we successfully integrated our binary128 GEMM designs into MPLAPACK [11], an extension of all BLAS and LAPACK (Linear Algebra PACKage) routines to support multi-precision FP operations, including binary128. Therefore, the designs can also be immediately used in numerical applications that utilize MPLAPACK as a backend.

Our binary128 GEMM design implemented on Terasic DE10a-Net Agilex FPGA achieved 90.9GFlops by utilizing maximum hardware resources. Furthermore, its integration to practical applications of blocked LU decomposition and SDP contributed to at most 5.3x and 2x speed-up compared with the computation on a recent Intel i9-10900 CPU with 20 threads parallelization by OpenMP, respectively.

This paper first presents a brief specification of our binary128 GEMM designs. Then, to inspect the fundamental characteristics of the designs, we first evaluate their performance on Terasic DE5a-Net Arria10 FPGA. Based on the analysis obtained by this evaluation, we focus on more practical benchmarking by using Nallatech (BittWare) 520N Stratix10 FPGA, which is installed on a supercomputer system in operation, and Agilex FPGA, the latest and high-end Intel FPGA. Finally, we discuss the applications of our binary128 GEMM design by integrating it to blocked LU decomposition and SDP problems.

II. RELATED WORKS

The study of GEMM in high-precision arithmetic is a popular topic in multiple-precision research, but previous studies have mainly focused on CPU or GPU implementations.

Nakasato [12] accelerated the GEMM routines for binary32, binary64, and 128-bit double-double (DD) [13], [14] precision on the AMD Cypress GPU. Also, Nakata *et al.* [15] presented a fast GEMM implementation in DD precision on NVIDIA GPUs. In the paper, they have applied their GEMM implementation in DD precision to the algorithm in SDP. Kouya [16] implemented LU decomposition supporting multi-precision floating-point numbers such as DD, triple-double (TD), and quad-double (QD). With AVX vectorization, the implementation successfully accelerated the LU decomposition for Intel and AMD CPUs.

Joldes *et al.* [17] developed CAMPARY, a multi-precision arithmetic library for NVIDIA GPUs based on the CUDA programming model, which supports DD, TD, and QD precision. Isupov and Knyazkov have been working on MPRES-BLAS for NVIDIA GPUs [18], which is an interval evaluation for the fractional representation of numbers in the Residue Number System (RNS) [19] to represent arbitrary precision numbers. MPRES-BLAS was the fastest among CAMPARY and CUMP [20] GEMM implementation for 424-bit precision.

Mukunoki *et al.* [21] also had proposed a fast GEMM implementation in binary128 or less precision based on the Ozaki scheme [22], an accurate GEMM algorithm by representing FP numbers as non-overlapping sums of FP numbers. They showed the performance evaluation of their method on CPUs and prospects of extension for GPUs.

However, research for GEMM in high-precision arithmetic on FPGA has yet to be seen. Licht *et al.* [23] targeted Xilinx FPGAs to implement GEMM by using systolic array designs. Afterward, they experimented with their GEMM to support various FP precision up to 1024-bits [24] extending the implementation of the Multiple Precision Floating-Point Reliable (MPFR) [25] library. Although their motivation lies in the acceleration of an SDP solver, the practical evaluation of their designs still needs to be done.

III. MATRIX MULTIPLICATION FOR FPGA

A. Implementation

The GEMM routine in BLAS performs matrix multiplication for matrices A and B as follows:

$$C = \alpha AB + \beta C, \quad (1)$$

where α and β are scalar parameters. Listing 1 presents the API in C language to the GEMM routine for multi-precision FP numbers called *Rgemv* provided by MPLAPACK [11]. Note that `_Float128` is the standard data type in C language for binary128, as defined in ISO/IEC TS 18661-3:2015 [26]. MPLAPACK utilizes `_Float128` through the GNU C++ compiler via GNU extensions. The first two arguments specify the transpose operation of matrices A and B . The three arguments *lda*, *ldb*, and *ldc* represent the leading dimensions of matrices A , B , and C , respectively.

In the practical implementation of the GEMM routine, calculating the matrix multiplication AB is a critical part of its computation. Assume that we have two matrices A and B

Listing 1. RGEMM interface

```

1 void Rgemm(const char *transa, const char *transb,
2           int const m, int const n, int const k, _Float128 const alpha,
3           _Float128 *a, int const lda, _Float128 *b, int const ldb,
4           _Float128 const beta, _Float128 *c, int const ldc);

```

with sizes $m \times k$ and $k \times n$, respectively. Then, an element of the resulting matrix $C' = AB$ is computed by the summation as follows:

$$C'_{ij} = \sum_{p=0}^{k-1} A_{ip} \times B_{pj}, \quad (2)$$

where i, j , and p are indices ranging $0 \leq i < m$, $0 \leq j < n$, and $0 \leq p < k$, respectively. The calculation of the whole matrix C' involves a 3-level nested loop.

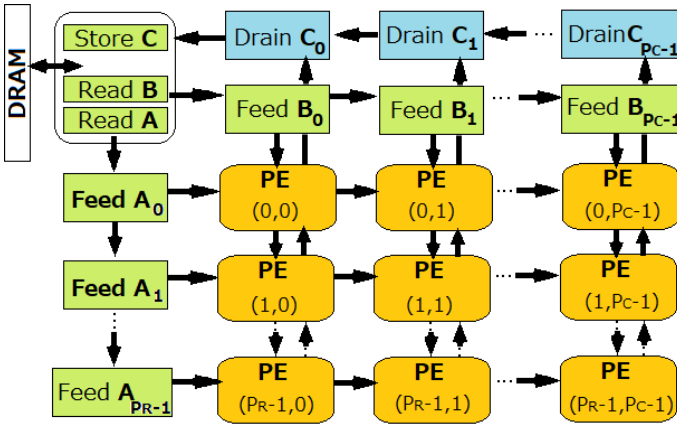


Fig. 1. Systolic Array Design for the GEMM operation

Fig. 1 illustrates the design of a systolic array for our binary128 GEMM design derived from FBLAS [9]. This design is characterized by a 2-D array of processing elements (PE) aligned $P_C \times P_R$. Each PE calculates Eq. (2) for assigned sub-matrices of A and B . The size of the sub-matrices A and B and the value of $P_C \times P_R$ determine how the input matrices are partitioned.

In the computation flow, the input matrices A and B are read from main memory via the Read module and sent to the PEs through the Feed module. A is sent by column, and B is sent by row, assuming that both matrices are not transposed. They are first received by PEs with IDs $(P_R - 1, 0)$ or $(0, P_C - 1)$ and forwarded to the adjacent PEs in the systolic array on each clock cycle. Each PE accumulates the result of a multiply-add operation for the same element in C' and sends it to the Drain module, which is eventually collected by the Store module to be written back to the main memory.

More specifically, FBLAS is a generator of OpenCL kernels for the systolic array. The generated systolic array consists of four OpenCL kernels: two kernels that combine the Read and Feed modules for A and B , one Store kernel for C , and a main kernel for the array of PEs and Drain module. The main kernel explicitly calls a function for one PE in a loop. By

fully unrolling the loop, the main kernel defines the systolic array. Because the computation task of a PE is just a multiply-add operation, we can replace the multiply-add operation in the original design with any multiply-add unit for a desired FP format. This enables us to create a systolic array design corresponding to the designated precision.

In addition, to replace the multiply-add operation, we modify and extend the other three kernels for the Read, Feed, and Store modules to support a wider memory bus for binary128 arithmetic. We also extend the original kernels to optimize load and store operations from DRAM. The Read and Feed kernels are equipped with a memory buffer in front of the Feed module. In the original design, the memory buffer is called a memory tile and explicitly instantiated as a 1-D array. The memory tile acts as a cache memory to store a sub-matrix of A and reuse the sub-matrix many times. The exploitation of the memory tile reduces the pressure on the memory bandwidth of DRAM and improves the performance of our binary128 GEMM designs, as shown in the later section.

The number of PEs in the present systolic array is $P_R \times P_C$. We instantiate $P_R \times P_C$ binary128 multiply-add units. The additional computations in the definition of the GEMM, as shown in Eq. (1), require the computation of two scalar-matrix multiplications and one matrix addition, which are very costly in a GEMM design on an FPGA. In the present systolic array, we need additional P_C multiply units for αA , a load unit for C , P_C multiply units for βC , and P_C add units for the summation of αA and βC . Except for the multiply units for αA , which can be merged with the Feed module, the other units are only activated in the final stage of the GEMM operation at the Store module. Therefore, in this research, we only calculate Eq. (2) on an FPGA, while the host CPU handles the transpose operations and other additional operations involving α and β . Supporting those additional operations, we develop an API that is compatible with the standard *Rgemm* provided by LAPACK. It enables us to use our binary128 GEMM designs immediately in numerical applications with minimal changes.

B. Performance Models

Here, we summarize the performance models for our binary128 GEMM design. In this section, f represents the clock frequency of the logic circuit design in MHz.

1) *Performance of GEMM*: The peak performance of the designs depends on the layout of systolic arrays, as shown in Fig. 1. When we use $P_R \times P_C$ PEs, the peak performance F_{peak} (GFlops) is given by Eq.(3).

$$F_{\text{peak}} = \frac{2 \times P_R \times P_C \times f \times 10^6}{10^9} \quad (3)$$

The measured performance F_{perf} of the designs in GFlops is calculated by Eq. (4), where T_{exec} is the execution time in seconds.

$$F_{\text{perf}} = \frac{2mnk}{T_{\text{exec}} \times 10^9} \quad (4)$$

In Eq. (2), m, n and k denote the matrix size parameters. For the multiplication of $n \times n$ square matrices, the number of FP operations is $2n^3$.

2) *Memory Bandwidth Requirement*: The performance of the designs is also affected by memory bandwidth of an FPGA board. $P_R \times P_C$ systolic array takes $P_R + P_C$ inputs conveyed by two vertical and horizontal feed pipelines at every cycle. Thus, the required memory bandwidth B_{req} (GB/s) is given by Eq. (5).

$$B_{\text{req}} = \frac{(P_R + P_C) \times f \times 10^6 \times N_{\text{Byte}}}{10^9} \quad (5)$$

N_{Byte} represents the word size established as 16 bytes in the present work. If the systolic array consists of 8×8 PEs, B_{req} equals $256f \times 10^{-3}$ GB/s. For example, the requirement B_{req} becomes 51.2GB/s for the design where the clock frequency f is 200MHz. To fully utilize all PEs in the designs, B_{req} must be smaller than the memory bandwidth of a target FPGA board.

IV. PERFORMANCE EVALUATION

This section presents the performance evaluation of our binary128 GEMM designs on three FPGA systems.

A. Benchmarking Conditions

1) *Target FPGA Systems*: Table I shows the specification of FPGAs used in this benchmarking: Terasic DE5a-Net Arria10, Nallatech (BittWare) 520N Stratix10, and Terasic DE10a-Net Agilix. The Stratix10 FPGA is a computation node of Cygnus, a supercomputer system operating at the University of Tsukuba in Japan since 2019. We use Intel FPGA SDK for OpenCL to design and implement our binary128 GEMM designs. A different host system hosts each FPGA as specified in the bottom rows of Table I.

2) *Evaluation Method*: We first evaluate our binary128 GEMM designs for square matrices by scaling n . Also, we evaluate the performance of multiplying non-square matrices with sizes $m \times k$ and $k \times n$ as more realistic and practical evaluations. To calculate the performance in GFlops, Eqs. (3) and (4) are used. The computation time T_{exec} in Eq. (4) is the average of three trials in each benchmarking. As a target of comparison, we use a baseline of the *Rgemm* executed on the host system of Agilix (i9-10900 CPU) with 20 threads by OpenMP parallelization.

Besides, we compare numerical accuracy with the *Rgemm* routine provided by MPLAPACK on a CPU. As shown in

Eq. (6), we calculate the average L1 norm of the difference between two $n \times n$ matrices as E_{L1} throughout the evaluation.

$$E_{L1} = \frac{\sum_{i=0}^{n-1} \sum_{j=0}^{n-1} |C_{ij}^F - C_{ij}^R|}{n^2}, \quad (6)$$

In Eq. (6), C^F and C^R denote the result matrices by our implementation for FPGAs and *Rgemm*, respectively. E_{L1} allows us to determine how accurately our binary128 GEMM designs match the results of the reference implementation.

To highlight the main characteristics of computational performance, we begin by evaluating the designs on the Arria10 FPGA in this section. The following section covers the performance evaluation of the designs on newer FPGAs, including Stratix10 and Agilix.

B. Benchmarking Results on Arria10

1) *Evaluation for Square Matrices*: We present benchmarking results for our binary128 GEMM designs. The systolic array consists of PEs arranged in a square with $P_R = P_C = 2, 4,$ and 8 . Table II shows the logic synthesis results on the Arria10 FPGA system.

Our binary128 GEMM design requires more DSP blocks for larger PE arrays. Therefore, the number of available DSP blocks is the primary constraint for the design. The row labeled Fmax shows the clock frequency of each design. Therefore, their peak performance F_{peak} is shown in the last row based on Eq. (3).

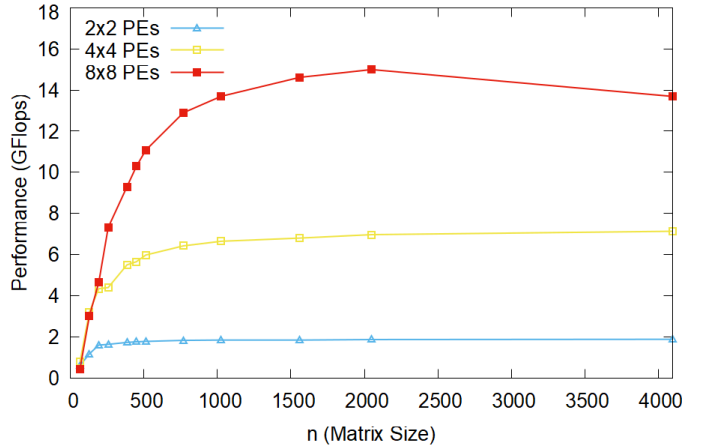


Fig. 2. Performance of our binary128 GEMM designs for square matrices on Arria10 FPGA

Fig. 2 shows the performance of each design on Arria10. The matrix size n ranges from 64 to 4096. The performance of designs F_{perf} with 2×2 , 4×4 , and 8×8 PEs is at a maximum of 1.88, 7.1, and 15.0GFlops, respectively. Since each PE can work independently for data streaming and operations on the systolic array, the performance is proportional to the number of PEs in the design.

However, with a small n , the computation load for each PE is not sufficiently high to reach the maximum performance of the designs. It reaches the peak at a specific n , such as

TABLE I
SPECIFICATION OF FPGA SYSTEMS IN OUR PERFORMANCE EVALUATION

FPGA	Arria10	Stratix10	Agilex
Logic cells	427,200	933,120	487,200
DSP blocks	1,518	5,760	4,510
M20K RAM blocks	2,713	11,721	7,110
Memory bits (total)	55,562,240	240,046,080	145,612,800
Board Memory	2× DDR3-1066 8GB	4× DDR4-2400 8GB	4× DDR4-2666 8GB
Board Memory Bandwidth	34.2GB/s	76.8GB/s	85.2GB/s
PCIe	Gen2 x8	Gen3 x8	Gen3 x16
Quartus ver.	19.1	20.4	21.1
CPU	i7-2600K	Xeon Gold 6226	i9-10900
N_{core}/N_{thread}	4/8	16/32	10/20
Host memory size	16GB	192 GB	64 GB
Host OS	Ubuntu 18.04.6LTS	CentOS 7.9.2009	Ubuntu 20.04.5LTS
gcc ver.	8.4.0	7.4.0	9.4.0

TABLE II
SYNTHESIS RESULTS OF EACH $P_R \times P_C$ DESIGNS ON ARRIA10 FPGA

$P_R \times P_C$	2×2	4×4	8×8
M_{Tile}	32	32	32
Logic cells	49,523 (12%)	78,624 (18%)	201,033 (47%)
DSP blocks	78 (5%)	270 (18%)	1,037 (68%)
Memory bits	3,390,704 (6%)	3,841,264 (7%)	5,341,616 (10%)
RAM blocks	397 (15%)	514 (19%)	551 (20%)
Fmax (MHz)	236.29	228.15	201.28
F_{peak} (GFlops)	1.89	7.30	25.76

TABLE III
SYNTHESIS RESULTS OF EACH $P_R \times P_C$ DESIGNS ON STRATIX10 AND AGILEX FPGAS

FPGA	Stratix10		Agilex	
$P_R \times P_C$	8×8	8×16	8×8	8×16
M_{Tile}	128	256	128	512
Logic cells	354,019 (38%)	524,014 (56%)	288,693 (59%)	414,416 (85%)
DSP blocks	1,038 (18%)	2,062 (36%)	1,293 (29%)	2,061 (46%)
Memory bits	18,294,816 (8%)	32,191,072 (13%)	18,969,348 (13%)	79,467,844 (55%)
RAM blocks	1,292 (11%)	1,792 (15%)	1,510 (21%)	4,289 (60%)
Fmax (MHz)	259.06	177.14	411.52	388.95
F_{peak} (GFlops)	33.16	45.35	52.67	99.57

$n = 2048$ for 8×8 PEs, and the performance scaling becomes flat at larger n .

We then evaluate the numerical error E_{L1} of computation results between our binary128 GEMM designs and the *Rgemm* routine based on Eq. (6). E_{L1} for $n < 512$ is distributed between 10^{-31} and 10^{-30} . As we set n to 4096, E_{L1} increases to 2.0×10^{-28} . The layout of PEs does not make a significant difference in E_{L1} .

Regarding the comparison between F_{perf} and F_{peak} , a ratio to designs of 2×2 , 4×4 , and 8×8 PEs is 99.5%, 97.3%, and 58.2%, respectively. Recall that the memory bandwidth requirement B_{req} is given by Eq. (5). As we substitute Fmax of each design in Fig. 2 with f in Eq. (5), we find B_{req} 15.1GB/s, 29.2GB/s and 51.5GB/s for 2×2 , 4×4 and 8×8 , respectively.

Our Arria10 system has two DDR3 memories that provide 34.2GB/s of the total bandwidth. It is sufficient for the designs

of 2×2 and 4×4 PEs. As a result, their F_{perf} is close to the peak. However, the design of 8×8 PEs requires 51.5GB/s, which is 1.5x more significant than the available bandwidth. Therefore, the design of 8×8 PEs is limited by memory transfer from DRAM. As a result, we see that the ratio between F_{perf} and F_{peak} is much lower than that of other designs of fewer PEs.

2) Effects of Memory Buffer for The Systolic Array:

To enhance performance, we instantiate more PEs in our binary128 GEMM design. However, the memory bandwidth of the FPGA board poses a limitation. Therefore, the systolic array generated by FBLAS has a module called `memory tile` in front of the `Feed` module. It is a local memory buffer working as a cache memory for each PE to mitigate the memory bandwidth requirements provided in Eq. (5). As the systolic array incorporates a more significant number of

PEs, increasing the size of M_{Tile} is necessary to provide the larger buffer in our binary128 GEMM designs.

The results presented in Sec. IV-B1 were all obtained by the designs with $M_{\text{Tile}} = 32$. We then conduct additional benchmarking to further investigate the potential performance improvement by adopting a larger value of M_{Tile} . Fig. 3 illustrates the performance of the GEMM by using the designs of 4×4 and 8×8 PEs where M_{Tile} ranges from 24 to 256.

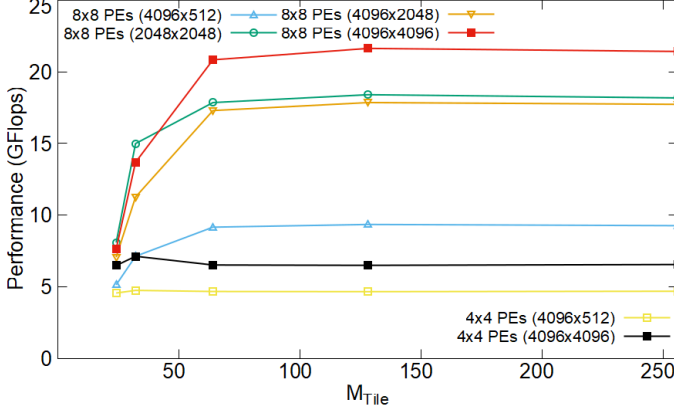


Fig. 3. Performance of our binary128 GEMM designs on Arria10 FPGA with $M_{\text{Tile}} = 24$ to 256

The figure shows the performance of each design for four matrices where $(k, n) = (4096, 512), (4096, 2048), (2048, 2048), (4096, 4096)$ assuming $m = k$. Computations using the design of 4×4 PEs are not affected by the change of M_{Tile} since their B_{req} (30.25GB/s) is within the board memory bandwidth (34.2GB/s).

On the other hand, we see that using a larger $M_{\text{Tile}} \geq 64$ improves the performance of the 8×8 PEs. In those cases, the performance increases by 1.5 to 2x compared to the design with $M_{\text{Tile}} = 32$ and reaches its peak at $M_{\text{Tile}} = 128$. In contrast, the smaller $M_{\text{Tile}} \leq 24$ causes even lower performance. For the square matrix with $n = 4096$, we achieved 21.6GFlops at $M_{\text{Tile}} = 128$, 84% of F_{peak} in Table II. We also see that this M_{Tile} scaling is effective in multiplying tall-skinny matrices where n is relatively much smaller than k . The larger M_{Tile} reduces a bottleneck of the current implementation to some extent.

3) *Evaluation for Non-square matrix:* In computation of square matrices, we found that the performance of our binary128 GEMM designs was ideal, except for the memory bandwidth constraint caused by the large PE layout. We then evaluate the performance for non-square matrices. Fig. 4 shows the result gained by multiplications of $m \times k$ and $k \times n$ matrices where m and k are fixed at $m = k = 4096$ and only n is varied between 32 and 4096. In this evaluation, we set $M_{\text{Tile}} = 128$ in all designs.

In the case of multiplication with rectangular matrices, the current systolic array design is ineffective due to load imbalance among PEs. However, when the layout of PEs is small, such as 2×2 PEs, the performance does not drop even for multiplication with 4096×128 compared to 4096×4096 .

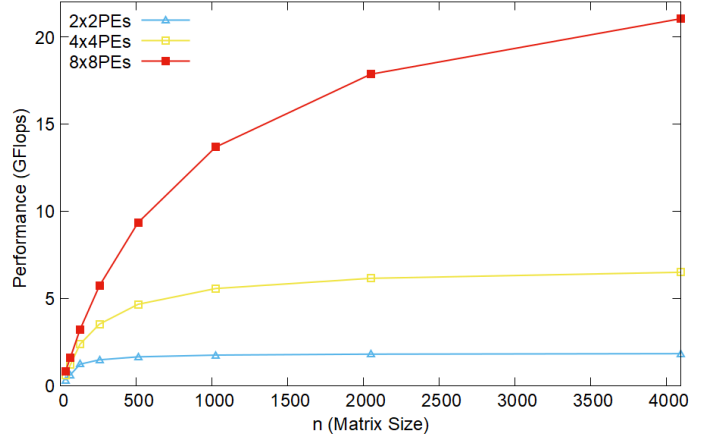


Fig. 4. Performance of our binary128 GEMM designs on Arria10 FPGA for non-square matrices where n ranges from 32 to 4096

However, the multiplication on the design of 8×8 PEs clearly shows a performance degradation for any n . In particular, for the computations of tall-skinny matrices where n is much smaller than k , the design of 8×8 PEs performs far from its maximum capacity. The performance is as low as that of 2×2 PEs. When we similarly fix m and n to $m = n = 4096$ and scale k between 32 to 4096, the computation of each design shows the same result as in Fig. 4.

C. Benchmarking Results on Stratix10 and Agilex

We then evaluate our binary128 GEMM designs on Stratix10 and Agilex FPGAs under the same benchmarking conditions. Based on the previous evaluation of Arria10, the designs targeted in this section are 8×8 PEs with $M_{\text{Tile}} = 128$. Additionally, we implemented a design of 8×16 PEs with $M_{\text{Tile}} = 256$ and 512 to utilize the abundant hardware resources on Stratix10 and Agilex. However, their resources are still insufficient to implement 16×16 PEs due to the limited number of available logic cells.

Table III summarizes the logic synthesis results of our designs implemented on each FPGA. As we increase the size of the memory buffer on each PE by scaling M_{Tile} , the utilization of memory bits and RAM blocks on the FPGAs accordingly increases. However, this does not cause problems on the Stratix10 and Agilex FPGA systems when we set $M_{\text{Tile}} = 512$ for 8×16 PEs. As a result, F_{max} and F_{peak} for our binary128 GEMM designs on Stratix10 and Agilex are much higher than those on Arria10.

Fig. 5 shows the performance of our binary128 GEMM designs on the two FPGAs. On FPGA systems of Stratix10 and Agilex, we could execute GEMM with the size of a maximum $n = 24576$ thanks to their large board memory. For comparison, we plot the performance on a host CPU (i9-10900) in the Agilex FPGA system.

We first focus on results for Stratix10. The design of 8×8 PEs with $M_{\text{Tile}} = 128$ almost reached its peak performance at $n = 4096$. The performance scaling for larger n is at 32.8GFlops, 99% of the peak. 8×16 PEs with $M_{\text{Tile}} = 256$ similarly reached a peak of 45.0GFlops at around $n = 12000$.

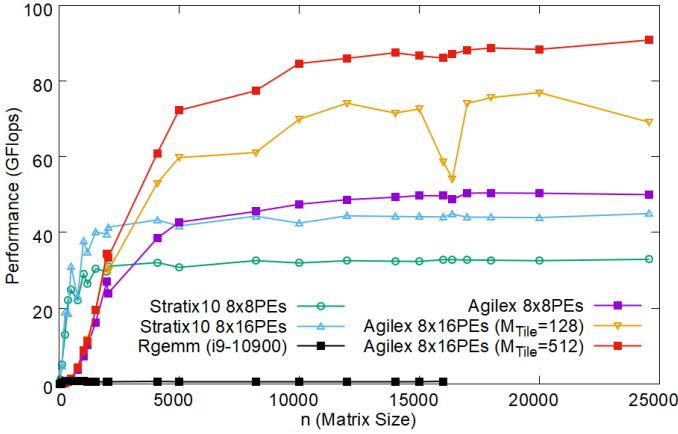


Fig. 5. Performance of our binary128 GEMM designs for square matrices on Stratix10 and Agilex FPGAs

However, compared to the design of 8×8 PEs, its performance improvement is sluggish because the F_{\max} of the 8×16 PEs significantly dropped and led to a low F_{peak} of the design.

As we examine the performance of the designs on Agilex, the optimization of PE layout and M_{Tile} successfully contributed to performance improvement. While the design of 8×8 PEs with $M_{\text{Tile}} = 128$ certainly performs effectively, that of 8×16 PEs with $M_{\text{Tile}} = 512$ is much better. The computation by the 8×16 PEs achieved 90.9GFlops, 91% of the peak, for the largest matrix size of $n = 24576$ in contrast to one by the 8×8 PEs yielding 50.4GFlops at $n = 18000$, about 96% of its peak.

The importance of the size of M_{Tile} can be easily understood by comparing it with a reference plot for the design of 8×16 PEs with $M_{\text{Tile}} = 128$ on Agilex. If we set $M_{\text{Tile}} = 128$, the performance of the design is at most 77GFlops, which is only 77% of the peak. In particular, a trench in the plot at $n = 16384$ results in a significant performance drop to 54.1GFlops around that point. One reason may be that those specific large matrices accidentally cause accesses that stride over different memory banks on four independent DIMMs on the Agilex FPGA board. However, the memory buffer exploited by the larger M_{Tile} (e.g. 512) helps to alleviate problems related to unexpected memory access patterns and facilitates steady performance improvement.

Finally, our binary128 GEMM design is very high performance compared to the *Rgemm* routine executed on the CPU with 20 threads. Its performance settles at 650MFlops for $n > 1024$. Therefore, we have a significant advantage in processing large matrices. The design of 8×16 PEs with $M_{\text{Tile}} = 512$ on Agilex is 145x faster than the computation on a recent CPU with the maximum number of threads.

In addition, we show the performance of our binary128 GEMM designs for non-square matrices on Stratix and Agilex FPGAs. Fig. 6 shows the benchmarking result when m and n are fixed to $m = n = 16384$, and k is scaled between 32 and 16384. As presented in the benchmarking on Arria10, the performance drop for ratios of $n : k < 2 : 1$ is not significant. However, for tall-skinny matrices where k is particularly small,

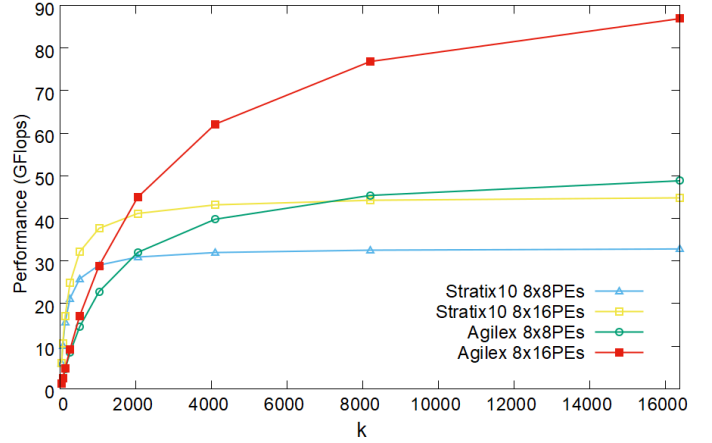


Fig. 6. Performance of our binary128 GEMM designs on Stratix10 and Agilex FPGAs for non-square matrices where k ranges from 32 to 16384

like $k \leq 128$, even the performance on Agilex is just a few GFlops. As a result, the advantage of our binary128 GEMM designs compared to computation on CPUs is lost.

V. APPLICATION OF BINARY128 MATRIX MULTIPLICATION

Once we have our binary128 GEMM designs by the systolic array architecture, we can accelerate practical applications which require binary128 GEMM operations. We here describe two applications of our implementation with performance evaluation. In this section, $\mathbb{R}^{n \times n}$ denotes $n \times n$ real matrices.

A. Blocked LU Decomposition

1) *Problem Specification of LU Decomposition:* The LU Decomposition is a fundamental operation in numerical analysis that factorizes the given square matrix A as a multiplication of lower and upper triangular matrices like $A = LU$ where L and U are lower and upper triangular matrices, respectively. Based on BLAS routines, the LU decomposition in binary64 precision is implemented as a routine called *dgetrf* in LAPACK. The *dgetrf* routine adopts a blocked LU decomposition algorithm thoroughly investigated and implemented for every supercomputer in the last four decades. Its variation is the most famous parallel benchmarking program called LINPACK. The blocked LU decomposition algorithm effectively solves dense linear equations on accelerator architectures like GPU since its computation is mainly processed as GEMM operations.

Let us consider the LU decomposition for a matrix $A \in \mathbb{R}^{n \times n}$ with the block size b , as shown in Fig. 7. Then, we obtain L and U on A by repeating the following procedure recursively.

- 1) Divide A into 4 sub-matrices: $A_{11} \in \mathbb{R}^{b \times b}$, $A_{12} \in \mathbb{R}^{b \times (n-b)}$, $A_{21} \in \mathbb{R}^{(n-b) \times b}$, and $A_{22} \in \mathbb{R}^{(n-b) \times (n-b)}$.
- 2) Perform decomposition $A_{11} = L_{11}U_{11}$.
- 3) Solve U_{12} that satisfies $L_{11}U_{12} = A_{12}$.
- 4) Solve L_{21} that satisfies $L_{21}U_{11} = A_{21}$.
- 5) Update A_{22} by $A_{22} = A_{22} - L_{21}U_{12}$.
- 6) If $n - b > 0$ still holds, go back to step 1 after substituting A with A_{22} .

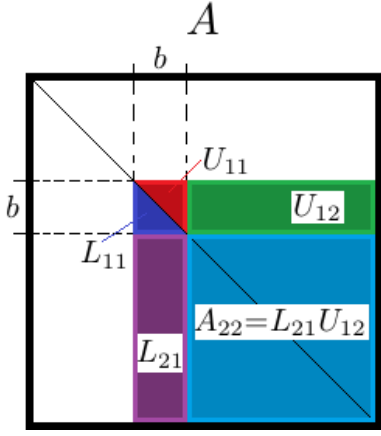


Fig. 7. Blocked LU Decomposition of a matrix A where the block size is b

In step 5, we have matrix multiplication $L_{21}U_{12}$. When $b = 1$, the blocked LU decomposition is reduced to a non-blocked routine called *dgetrf2* in LAPACK. When b is large enough, the computation of *dgetrf* is dominated by GEMM operations in step 5. Accordingly, it can be accelerated by GEMM routines on GPUs or FPGAs.

In MPLAPACK [11], all BLAS and LAPACK routines are extended to support multi-precision FP operations, including binary128. We modify an extended version of *dgetrf* in MPLAPACK called *Rgetrf*, which calls the *Rgemm* routine. In this paper, we replace calls to *Rgemm* with our binary128 GEMM operations executed on FPGAs.

The number of FP operations in the LU decomposition algorithm is $\frac{2n^3}{3} - \frac{n^2}{2} + \frac{5n}{6}$ [27]. Here, we regard it as $\frac{2n^3}{3}$. Therefore, F'_{perf} as shown in Eq. (7) gives the computation performance for the following evaluation.

$$F'_{\text{perf}} = \frac{2n^3}{3 \times T_{\text{exec}} \times 10^9} \quad (7)$$

2) *Evaluation of GEMM for LU Decomposition:* We assume that an input $n \times n$ matrices whose elements are given by random numbers in a range of $[0.0, 1.0)$. Then, the input matrices can be factorized by the LU decomposition. We decompose the square matrices by applying our binary128 GEMM designs in the algorithm.

Based on the evaluation in the previous section, we measure the performance of blocked LU decomposition with the design of 8×16 PEs on Agilex FPGA. We scale the size of matrices n and apply different block sizes b to find the optimal size of b . As a comparison, we present a result on the design of 8×16 PEs on Stratix10 where $b = 128$. We also give an another comparison with a result obtained through computation using only the host CPU (Intel Core i9-10900). In that computation, the *Rgetrf* routine in MPLAPACK takes charge of the LU decomposition with 20 threads by OpenMP parallelization.

Fig. 8 summarizes our results of the LU decomposition. For Agilex FPGA, we present the performance in each case of $b = 108, 128, 144$. The black line shows the performance scaling obtained by the computation on the CPU.

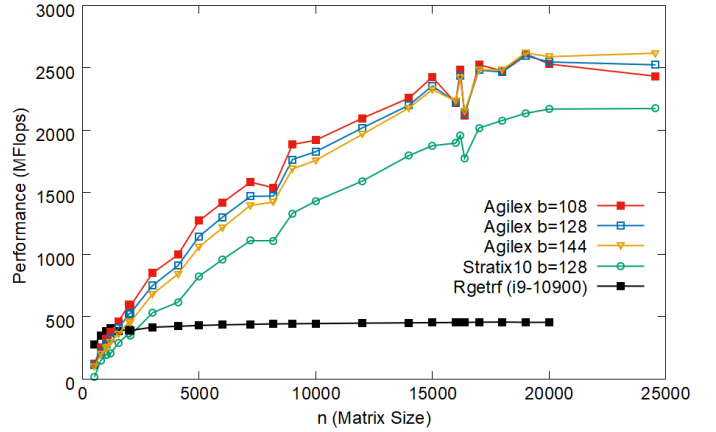


Fig. 8. Performance of LU decomposition on Stratix10 and Agilex FPGAs

We observe that $b = 108$ yields the best performance on the Agilex FPGA as represented by 2.5GFlops at $n = 20000$. However, with a large matrix of $n = 24576$, a higher b yields the peak. We can see in the figure that the highest performance is 2.6GFlops obtained with $b = 144$ for the matrix of $n = 24576$. On the other hand, the performance deteriorates when we apply even larger values of b such as $b = 192$ and 256 , yielding 2.3GFlops and 2.1GFlops, respectively. Similarly, the design on the Stratix10 FPGA is superior to the CPU computation for $n > 3000$. Although it is slower than the computation on the Agilex FPGA, it finally reaches 2.2GFlops at $n = 20000$, which is 4.7x faster than that of the CPU.

Since the performance on FPGAs improves slowly by scaling n until computation data saturate every PE, the performance on the CPU for small n is superior to that of FPGAs. When the matrix size $n = 512$, the smallest size in this evaluation, the performance on the CPU is 278MFlops which is 2 to 3x faster than that of FPGAs. We see that the intersection of the performance scaling between the CPU and FPGAs is around $n = 1536$. The performance of the CPU execution does not improve for $n > 2000$, which is 458MFlops at $n = 24576$. In contrast, the performance of the LU decomposition by using our binary128 GEMM designs on Agilex FPGA is at a maximum of 5.3x faster than that of the CPU.

We compare the decomposed matrices L and U calculated by the designs on FPGAs with the reference result calculated by the CPU by using Eq. (6). In the case of $n \leq 1536$, where the CPU computation is still faster than FPGAs, we find $E_{L1} \sim 10^{-31}$. On the other hand, as we test for the matrix of $n = 24576$, we find $E_{L1} \sim 10^{-28}$. This consequence is the same as we expected, considering the previous evaluation of our binary128 GEMM design.

Finally, we compare our results with those of previous work by Kouya [16], who presented optimizations of LU decomposition using DD arithmetic. Specifically, they have applied memory blocking and vectorization using AVX2 instructions and evaluated the performance on an Intel Core i9-10900X

CPU. According to their benchmarking for $n = 1024$, the performance of a conventional blocked LU decomposition code with $b = 64$ was 132MFlops. Similarly, the performance of a vectorized LU decomposition code with $b = 32$ was 363MFlops. In contrast, our result with the design of 8×16 PEs achieved 324.5MFlops for $n = 1024$ and $b = 108$ on an Agilex FPGA. Even the fastest design on the high-end FPGA is not significantly beneficial for small matrices. As a result, from performance perspective for small matrices, our binary128 GEMM designs are inferior to the vectorized LU decomposition code on a CPU.

However, we emphasize that our designs on recent FPGAs are much more effective for large n . With the current best performance of our LU decomposition being 2.5GFlops, our FPGA designs are superior for large matrices. It is also worth noting that our work and the work by Kouya [16] use different FP formats. DD arithmetic is well suited for recent high-end CPUs equipped with vector arithmetic units such as AVX2 and AVX512 instructions on the x86-64 ISA, Neon, and SVE instructions on the ARM ISA.

B. Semidefinite Programming (SDP)

SDP is an optimization problem to minimize or maximize a given linear function under the constraint of symmetric semidefinite matrices. It has vast possible applications in engineering [28], finance [29], quantum chemistry [30], and physics [31], which have been investigated for a long time.

SDPA [32] is a numerical implementation and software package for SDP written in C++ [33]. The algorithm used in the SDPA is called the PDIPM, one of the iteration methods for SDP. Previous research [5] has extended the SDPA to support various precision FP operations such as SDPA-GMP, -DD, and QD [5]. The GMP version uses arbitrary precision arithmetic. Thus, a user must specify the precision beforehand. These extended versions of the SDPA use a part of MPLAPACK [11] as a back-end, mainly through calling the *Rgemm* routine.

To determine which parameters are utilized in GEMM routines called from the SDPA, we conduct 92 problems provided by SDPLIB [34] using SDPA-binary128 with MPLAPACK. As we are currently focusing on accelerating GEMM routines in our work, we have modified the code to record the 13 arguments specified in Listing 1 for the *Rgemm* routine during the execution of all problems.

Analysis of the collected data reveals that the SDPA frequently calls the *Rgemm* routine with non-square matrices, and none of the leading dimensions of the matrices in the *Rgemm* routine equal m , n , or k . Of the over 800 combinations of arguments recorded in the collected data, we find only 50 combinations where the condition $n = m = k = lda = ldb = ldc$ holds. As shown in Sec. IV-B1, the performance of our binary128 GEMM designs on FPGAs for non-square matrices is inferior to that for square matrices.

Based on our analysis, we evaluate the performance of the SDPA calling *Rgemm* operation accelerated by an FPGA only when either two conditions are satisfied; (1) m equals n or (2) $m \times n \times k$ is larger than a predefined parameter $N_{\min} = 10^6$.

We test different N_{\min} and find that $N_{\min} = 10^6$ to 10^7 is optimal for the SDPA. We only present the performance benchmarking of the SDPA on Agilex FPGA for selected problems from SDPLIB shown in Table IV. We present the elapsed time per iteration of the SDPA-binary128 on the three systems: CPU-A (Intel Xeon Gold 5122 4 cores @ 3.60GHz), CPU-B (Intel i9-10900 CPU 10 cores @ 2.80GHz), and CPU-B using our binary128 GEMM design of 8×16 PEs on Agilex. The performance with the FPGA is 2 to 4x and roughly 1.5x faster than that of CPU-A and CPU-B, respectively. Note that the performance of SDPA-binary128 on CPUs is proportional to the number of cores on a given CPU.

We verify that each solution computed by our binary128 GEMM design improves upon the solution obtained via double-precision calculations. As illustrated in Table V, we present the relative gaps, primal/dual feasible errors, and the numbers of iterations for problems theta2, theta3, theta4, theta6, and controll11 from SDPLIB, as computed on CPU-B using binary128, FPGA (Agilex) using our design, the DD precision version [5], and the double precision version [32]. As smaller errors indicate better results, the solutions obtained via our binary128 GEMM design exhibit an improvement over those obtained via double precision calculations and are of comparable or slightly superior quality to those obtained via DD arithmetic. Our binary128 *Rgemm* accelerated by FPGAs effectively accelerates the PDIPM for SDP problems.

TABLE IV
ELAPSED TIME PER ITERATION IN SEC. OF THE SDPA ON CPUs AND AGILEX FPGA

Problem	CPU-A	CPU-B	FPGA(Agilex)
theta2	0.8	0.45	0.42
theta3	4.99	2.68	2.11
theta4	21.17	10.24	7.28
theta5	69.35	30.82	20.17
theta6	191.4	79.54	48.3
control11	66.92	38.09	28.51
equalG51	141.04	66.87	33.32
gpp500-1	18.45	8.53	4.47
gpp500-2	18.58	8.53	4.56
maxG11	53.35	25.66	16.39
maxG32	803.42	380.92	232.81
maxG51	108.69	53.34	34.19
mpc500-1	11.49	5.39	3.36
mpc500-4	14.37	7.31	4.9
qpG11	264.96	111.95	64.48
qpG51	480.79	207.78	120.98
thetaG11	82.11	41.7	28.55
thetaG51	853.03	387.67	248.86

C. Discussions on Application Performance

The blocked LU decomposition algorithm *Rgetrf* outlined in Sec. V-A employs the *Rgemm* operation to compute $A_{22} = L_{21}U_{12}$, where both matrices are non-square and skinny. L_{21} and U_{12} are matrices of dimensions $b \times k$ and $k \times b$, respectively. During the loop from step 2 to step 6, k is reduced as $k = n - pb$, where p represents the iteration number starting from $p = 1$. At an initial phase of the algorithm, k is

TABLE V

THE RELATIVE GAPS, PRIMAL/DUAL FEASIBLE ERRORS, AND THE NUMBER OF ITERATIONS FOR CERTAIN PROBLEMS FROM SDPLIB WERE CALCULATED ON CPU-B USING BINARY128, FPGA (AGILEX, BINARY128), THE DOUBLE-DOUBLE PRECISION VERSION (DD), AND THE DOUBLE PRECISION VERSION.

Problem	CPU-B	FPGA	DD	double
theta2				
relative gap	1.05e-24	1.16e-24	2.68e-25	1.45e-08
p.feas.error	3.70e-32	7.70e-33	4.93e-31	3.55e-15
d.feas.error	2.14e-25	2.89e-25	4.51e-27	5.77e-15
# of iterations	58	62	51	17
theta3				
relative gap	5.71e-25	5.35e-24	1.86e-23	1.57e-08
p.feas.error	1.08e-32	1.23e-32	9.86e-31	8.88e-15
d.feas.error	2.43e-26	6.40e-25	1.42e-24	4.00e-15
# of iterations	55	50	61	17
theta4				
relative gap	5.15e-25	5.89e-25	6.18e-27	2.25e-08
p.feas.error	2.62e-32	1.85e-32	7.89e-31	7.11e-15
d.feas.error	3.51e-26	9.35e-26	5.06e-28	1.47e-14
# of iterations	71	94	52	18
theta6				
relative gap	6.90e-31	1.23e-30	6.28e-25	2.45e-08
p.feas.error	1.39e-32	1.85e-32	8.87e-31	1.42e-14
d.feas.error	5.74e-32	5.80e-32	5.19e-26	5.04e-14
# of iterations	45	46	54	18
control1				
relative gap	9.01e-25	1.87e-23	2.24e-22	8.26e-06
p.feas.error	1.62e-27	2.02e-27	2.41e-25	1.86e-09
d.feas.error	1.60e-24	4.51e-24	1.50e-22	2.03e-07
# of iterations	64	62	60	47

large enough such that our binary128 GEMM designs on the Agilex FPGA effectively accelerate the performance of *Rgetrf*. However, as k becomes much smaller than n at a later phase of the algorithm, the acceleration by the Agilex FPGA becomes ineffective. The blocking size b also impacts the performance of the GEMM on FPGAs. For instance, if b is too small, the performance of *Rgemm* on FPGAs is significantly reduced, as depicted in Figs. 2 and 5.

On the other hand, the PDIPM frequently calls the *Rgemm* operation for small non-square matrices with a wide range of combinations of matrix sizes n , k , and m . The largest matrix size in all problems presented in Table IV is only $n = k = m = 2000$. With a matrix size of $n = k = m = 2000$, the performance of *Rgemm* on FPGAs is half the peak performance. In most cases, the algorithm calls the *Rgemm* operation for much smaller matrices when it is not executed on the FPGA. In a previous evaluation of a fast GEMM in DD arithmetic on GPUs by Nakata *et al.* [15], it was shown that the performance of the PDIPM in DD arithmetic accelerated by a GPU is more than 10x faster than that on a CPU with four cores. According to their results, the size of matrices does not significantly affect the performance of *Rgemm* on GPU. Therefore, they have always utilized the GPU, except for very small matrices.

Despite the superior performance of our accelerated *Rgemm* implementation on the Agilex FPGA, which is more than

100x faster than the reference *Rgemm* on a 10-core CPU, the two applications evaluated in this section are not substantially accelerated by the FPGA. Therefore, to make our binary128 GEMM designs on FPGAs more practical for real-world applications, we will need to extensively modify the systolic array design generated by FBLAS to address the performance degradation for small matrices and non-square matrices. A potential solution is to develop an extended version of *Rgemm* that incorporates another level of blocking in the host code. Specifically, we could develop a new *Rgemm* API based on a batched GEMM algorithm [35]. It would allow us to instantiate multiple systolic arrays on an FPGA to handle the batched GEMM algorithm. One of a hardware implementation of a batched GEMM algorithm focusing on 64 and smaller bits of FP numbers was reported by Ledoux *et al.* [36]. Their systolic array design leverages a stalling-free output scheme for the output matrix C to maximize the overlap of host data transfers with GEMM computations.

VI. CONCLUSION

In this paper, we presented our binary128 GEMM implementation and its evaluation of different Intel FPGAs, and its integration into numerical applications such as blocked LU decomposition and SDP. Our GEMM designs on FPGAs are based on the 2-D systolic array generated by the FBLAS library. Furthermore, by optimizing memory buffer size, which stores reused data in fast on-chip memory, we successfully implemented 8×16 PEs to accelerate the GEMM in binary128 arithmetic on FPGAs.

The benchmarking in this paper showed that our implementation is particularly advantageous when computing large matrices of size $n > 10^4$. For example, in our evaluation of our binary128 GEMM implementation on the Agilex FPGA, the performance was 90.9GFlops, 91% of the estimated peak performance of the design. This resulted in a 147x speed-up compared to the *Rgemm* routine provided by MPLAPACK on an i9-10900 CPU with 20 threads.

Further benchmarking of various matrix multiplications showed that our designs are pretty effective to accelerate GEMM operations for square and almost-square matrices. In other words, LU decomposition can be solved faster using our implementation than with existing CPU routines. However, our design was not effective at handling tall-skinny matrices, commonly found to solve semidefinite programming.

Our current systolic array designs for GEMM operations are based on the OpenCL kernels generated by the latest version of FBLAS [37]. The FBLAS is designed to be flexible and accommodate various kernel configurations for different BLAS routines, such as General Matrix-Vector Multiplication (GEMV) and Triangular Solve with Multiple Right-Hand Sides (TRSM). However, in this study, we extracted only the systolic array kernels of GEMM for our work. Extending our work to other BLAS routines would be an interesting area for future research.

There is still room for optimization to improve the performance of our GEMM design when we use it to calcu-

late tall-skinny matrix multiplications. Further optimizations are necessary to achieve the desired performance, especially for SDP problems. In future work, we will compare such optimized GEMM designs with other high-precision GEMM implementations on accelerators. Another area of future work will be to explore other FP formats in our GEMM designs by replacing the current binary128 multiply-add units with multiply-add units in different arithmetic.

ACKNOWLEDGMENT

A part of this paper is based on results obtained from a project, JPNP16007, commissioned by the New Energy and Industrial Technology Development Organization (NEDO). This work was partly supported by MEXT as "Feasibility studies for the next-generation computing infrastructure" and KAKENHI Grant Number JP23K11133.

This research in part used computational resources of Cygnus provided by Multidisciplinary Cooperative Research Program in Center for Computational Sciences, University of Tsukuba.

We thank Prof. Ishikawa, High Energy Accelerator Research Organization, and Prof. Daisaka, Hitotsubashi University, Japan, for their help evaluating our designs on Stratix10.

REFERENCES

- [1] "Ieee standard for floating-point arithmetic," *IEEE Std 754-2019 (Revision of IEEE 754-2008)*, pp. 1–84, 2019.
- [2] T. Norrie, N. Patil, D. H. Yoon, G. Kurian, S. Li, J. Laudon, C. Young, N. Jouppi, and D. Patterson, "The design process for google's training chips: Tpuv2 and tpuv3," *IEEE Micro*, vol. 41, no. 2, pp. 56–63, 2021.
- [3] L. Vandenberghe and S. Boyd, "Semidefinite programming," *SIAM Review*, vol. 38, no. 1, pp. 49–95, 1996. [Online]. Available: <https://doi.org/10.1137/1038003>
- [4] F. Alizadeh, J.-P. A. Haerberly, and M. L. Overton, "Complementarity and nondegeneracy in semidefinite programming," *Mathematical Programming*, vol. 77, pp. 111–128, 1997. [Online]. Available: <https://doi.org/10.1007/BF02614432>
- [5] M. Nakata, "A numerical evaluation of highly accurate multiple-precision arithmetic version of semidefinite programming solver: Sdpgmp, -qd and -dd," in *2010 IEEE International Symposium on Computer-Aided Control System Design*, 2010, pp. 29–34.
- [6] C. Lichtenau, S. Carlough, and S. M. Mueller, "Quad precision floating point on the ibm z13," in *2016 IEEE 23rd Symposium on Computer Arithmetic (ARITH)*, 2016, pp. 87–94.
- [7] K. Nagasu, K. Sano, F. Kono, and N. Nakasato, "Fpga-based tsunami simulation: Performance comparison with gpus, and roofline model for scalability analysis," *Journal of Parallel and Distributed Computing*, vol. 106, pp. 153–169, Aug. 2017, publisher Copyright: © 2016 Elsevier Inc.
- [8] H. Kung, C. Leiserson, C.-M. U. P. P. D. of COMPUTER SCIENCE., and C. M. U. C. S. Department, *Systolic Arrays for (VLSI)*, ser. CMU-CS. Carnegie-Mellon University, Department of Computer Science, 1978. [Online]. Available: <https://books.google.co.jp/books?id=pAKfHAAACAAJ>
- [9] T. De Matteis, J. de Fine Licht, and T. Hoefer, "Fblas: Streaming linear algebra on fpga," in *Proceedings of the International Conference for High Performance Computing, Networking, Storage and Analysis*, ser. SC '20. IEEE Press, 2020.
- [10] N. Nakasato, H. Daisaka, and T. Ishikawa, "High performance high-precision floating-point operations on fpgas using opencl," in *2018 International Conference on Field-Programmable Technology (FPT)*, 2018, pp. 262–265.
- [11] M. Nakata, "Mplpack version 2.0.1 user manual," 2022.
- [12] N. Nakasato, "A fast gemm implementation on the cypress gpu," *SIGMETRICS Performance Evaluation Review*, vol. 38, pp. 50–55, 03 2011.
- [13] T. Dekker, "A Floating-Point Technique for Extending the Available Precision," *Numerische Mathematik*, vol. 18, pp. 224–242, 1971.
- [14] D. Kunuth, *The Art of Computer Programming vol.2 Seminumerical Algorithms*, 1st ed. Reading, Massachusetts: Addison Wesley, 1998.
- [15] M. Nakata, Y. Takao, S. Noda, and R. Himeno, "A fast implementation of matrix-matrix product in double-double precision on nvidia c2050 and application to semidefinite programming," in *2012 Third International Conference on Networking and Computing*, 2012, pp. 68–75.
- [16] T. Kouya, "Acceleration of lu decomposition supporting double-double, triple-double, and quadruple-double precision floating-point arithmetic with avx2," in *2021 IEEE 28th Symposium on Computer Arithmetic (ARITH)*, 2021, pp. 54–61.
- [17] M. Joldes, J.-M. Muller, V. Popescu, and W. Tucker, "Campary: Cuda multiple precision arithmetic library and applications," in *Mathematical Software – ICMS 2016*, G.-M. Greuel, T. Koch, P. Paule, and A. Sommese, Eds. Cham: Springer International Publishing, 2016, pp. 232–240.
- [18] K. Isupov and V. Knyazkov, "Multiple-precision blas library for graphics processing units," in *Supercomputing*, V. Voevodin and S. Sobolev, Eds. Cham: Springer International Publishing, 2020, pp. 37–49.
- [19] I. Flores, "Residue arithmetic and its application to computer technology (nicholas s. szabo and richard i. tanaka)," *SIAM Review*, vol. 11, no. 1, pp. 103–104, 1969. [Online]. Available: <https://doi.org/10.1137/1011027>
- [20] T. Nakayama and D. Takahashi, "Implementation of multiple-precision floating-point arithmetic library for gpu computing," in *Proceedings of the 23rd IASTED International Conference on Parallel and Distributed Computing and Systems (Dallas, USA, December 2011)*, A. ACTA Press, 2011, pp. 343–349.
- [21] D. Mukunoki, K. Ozaki, T. Ogita, and T. Imamura, "Accurate matrix multiplication on binary128 format accelerated by ozaki scheme," in *50th International Conference on Parallel Processing*, ser. ICPP 2021. New York, NY, USA: Association for Computing Machinery, 2021. [Online]. Available: <https://doi.org/10.1145/3472456.3472493>
- [22] K. Ozaki, T. Ogita, S. Oishi, and S. Rump, "Error-free transformations of matrix multiplication by using fast routines of matrix multiplication and its applications," *Numerical Algorithms*, vol. 59, no. 1, pp. 95–118, Jan. 2012, copyright: Copyright 2011 Elsevier B.V., All rights reserved.
- [23] J. de Fine Licht, G. Kwasniewski, and T. Hoefer, "Flexible communication avoiding matrix multiplication on fpga with high-level synthesis," in *The 2020 ACM/SIGDA International Symposium on Field-Programmable Gate Arrays (FPGA'20)*, 2020.
- [24] J. de Fine Licht, C. A. Pattison, A. N. Ziogas, D. Simmons-Duffin, and T. Hoefer, "Fast arbitrary precision floating point on fpga," in *2022 IEEE 30th Annual International Symposium on Field-Programmable Custom Computing Machines (FCCM)*, 2022, pp. 1–9.
- [25] L. Fousse, G. Hanrot, V. Lefèvre, P. Pélissier, and P. Zimmermann, "Mpfpr: A multiple-precision binary floating-point library with correct rounding," *ACM Trans. Math. Softw.*, vol. 33, no. 2, pp. 13–es, jun 2007. [Online]. Available: <https://doi.org/10.1145/1236463.1236468>
- [26] "Information technology — programming languages, their environments, and system software interfaces — floating-point extensions for c — part 3: Interchange and extended types," International Organization for Standardization, Geneva, CH, Tech. Rep. ISO/IEC TS 18661-3:2015, 2015.
- [27] S. Blackford and J. Dongarra, "Lapack working note 41 installation guide for lapack 1," 01 1999.
- [28] M. Ohsaki, K. Fujisawa, N. Katoh, and Y. Kanno, "Semi-definite programming for topology optimization of trusses under multiple eigenvalue constraints," *Computer Methods in Applied Mechanics and Engineering*, vol. 180, pp. 203–217, 1999.
- [29] A. Gepp, G. Harris, and B. Vanstone, "Financial applications of semidefinite programming: a review and call for interdisciplinary research," *Accounting and Finance*, vol. 60, 09 2019.
- [30] M. Fukuda, B. Braams, M. Nakata, M. Overton, J. Percus, M. Yamashita, and Z. Zhao, "Large-scale semidefinite programs in electronic structure calculation," *Math. Program.*, vol. 109, pp. 553–580, 03 2007.
- [31] D. Poland, S. Rychkov, and A. Vichi, "The conformal bootstrap: Theory, numerical techniques, and applications," *Rev. Mod. Phys.*, vol. 91, p. 015002, Jan 2019. [Online]. Available: <https://link.aps.org/doi/10.1103/RevModPhys.91.015002>
- [32] M. Yamashita, K. Fujisawa, M. Fukuda, K. Kobayashi, K. Nakata, and M. Nakata, *Latest Developments in the SDPA Family for Solving Large-Scale SDPs*. Boston, MA: Springer US, 2012, pp. 687–713. [Online]. Available: https://doi.org/10.1007/978-1-4614-0769-0_24

- [33] “Sdpa(semidefinite programming algorithms) official page.” [Online]. Available: <http://sdpa.sourceforge.net/>
- [34] “Sdplib 1.2.” [Online]. Available: <https://github.com/vsdp/SDPLIB/>
- [35] A. Haidar, T. Dong, P. Luszczek, S. Tomov, and J. Dongarra, “Optimization for performance and energy for batched matrix computations on gpus,” in *Proceedings of the 8th Workshop on General Purpose Processing Using GPUs*, ser. GPGPU-8. New York, NY, USA: Association for Computing Machinery, 2015, p. 59–69. [Online]. Available: <https://doi.org/10.1145/2716282.2716288>
- [36] L. Ledoux and M. Casas, “A generator of numerically-tailored and high-throughput accelerators for batched gemms,” in *2022 IEEE 30th Annual International Symposium on Field-Programmable Custom Computing Machines (FCCM)*, 2022, pp. 1–10.
- [37] “Fblas.” [Online]. Available: <https://github.com/spcl/FBLAS/>