

Complexity of Anchored Crossing Number and Crossing Number of Almost Planar Graphs

Petr Hliněný [0000-0003-2125-1514]

Faculty of Informatics of Masaryk University, Brno, Czech Republic
hlineny@fi.muni.cz

Abstract. In this paper we deal with the problem of computing the exact crossing number of almost planar graphs and the closely related problem of computing the exact anchored crossing number of a pair of planar graphs. It was shown by [Cabello and Mohar, 2013] that both problems are NP-hard; although they required an unbounded number of high-degree vertices (in the first problem) or an unbounded number of anchors (in the second problem) to prove their result. Somehow surprisingly, only three vertices of degree greater than 3, or only three anchors, are sufficient to maintain hardness of these problems, as we prove here. The new result also improves the previous result on hardness of joint crossing number on surfaces by [Hliněný and Salazar, 2015]. Our result is best possible in the anchored case since the anchored crossing number of a pair of planar graphs with two anchors each is trivial, and close to being best possible in the almost planar case since the crossing number is efficiently computable for almost planar graphs of maximum degree 3 [Riskin 1996, Cabello and Mohar 2011].

Keywords: Crossing Number · Anchored drawing · Almost planar graph · Near planar graph

1 Introduction

Determining the *crossing number*, i.e. the smallest possible number of pairwise transverse intersections (called *crossings*) of edges in a drawing in the plane, of a graph is among the most important optimization problems in topological graph theory. As such its general computational complexity is well-researched. Probably most famously, it is known that graphs with crossing number 0, i.e. *planar graphs*, can be recognized in linear time [10,14]. On the other hand, computing the crossing number of a graph in general is NP-hard, even in very restricted settings [4,6,12], and also APX-hard [1]. It is rather surprising that that problem stays hard even for *almost planar graphs*, which are the graphs composed of a planar graph and one more edge [3].

In this paper we are particularly attracted by the last mentioned problem of computing the exact crossing number of almost planar graphs (alternatively called near-planar graphs, e.g. in [3]). Closely related problems were in the focus of numerous papers including [13,5,8,11,2,3,7]. We shall denote an almost planar graph by $G + e$ where G is a planar graph and e a (new) edge with both ends in $V(G)$. The problem to compute the crossing number of $G + e$ is polynomial-time solvable if G is planar of maximum degree 3, by Riskin [13] and Cabello–Mohar [2] – as they proved, actually, the linear-time algorithm for edge insertion by Gutwenger et al. [5] can be used to solve it. On the other hand, the same problem to compute the crossing number of $G + e$ with planar G and without restricting the degrees is NP-hard, as proved in Cabello and Mohar [3].

Hardness of the anchored crossing number. The hardness proof in [3] importantly builds on the concept of *anchored crossing number*, which is of independent interest. The anchored crossing number $cr_a(H)$ of an anchored graph H is defined the same way as the ordinary crossing number, with an additional restriction that allowed drawings of H (called *anchored drawings*) must be contained in a disk such that prescribed vertices of H (the *anchors*) are

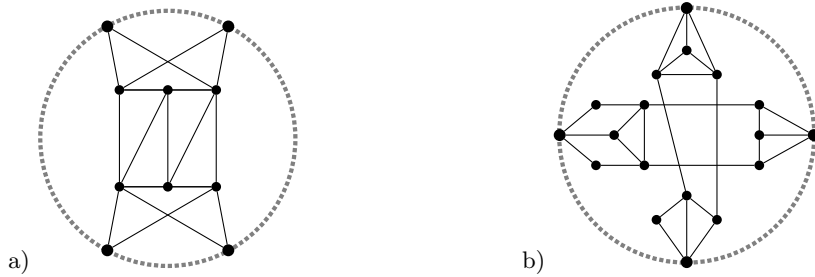


Fig. 1. a) An example of an anchored graph. Although the graph itself is planar, its anchored crossing number equals 2. b) Another example made of a disjoint union of two anchored planar graphs. Its anchored crossing number equals 4.

placed (“anchored”) in prescribed distinct points on the disk boundary. See Figure 1 a). H is *anchored planar* if the anchored crossing number is 0 (note that a planar graph may not be anchored planar for some/all selections of the anchor vertices).

Theorem 1.1 (Cabello and Mohar [3]). *Computing the anchored crossing number of an anchored graph H is NP-hard, even if H is the union of two vertex-disjoint anchored planar graphs.*

The hard instances H in Theorem 1.1 have an additional property (cf. [3, Corollary 2.7]), which will be important later: Each of the two disjoint anchored planar subgraphs forming H has a unique anchored planar drawing (essentially), and every optimal solution to the anchored crossing number of H is a union of these unique anchored planar drawings.

The hardness construction in [3] had used an unbounded number of anchor vertices, but Hliněný and Salazar [9] noted that the conclusion of Theorem 1.1 remains true if the graph H moreover has a bounded number (namely at most 16) anchor vertices. We now discuss further details in this direction.

Let the anchored graph H from Theorem 1.1 be written as a disjoint union $H = H_1 \cup H_2$, where each H_i , $i = 1, 2$, is anchored planar with $a_i > 0$ anchors. Observe that if $\min\{a_1, a_2\} = 1$, then, trivially, H is anchored planar as well. If $\min\{a_1, a_2\} = 2 = a_1$ (up to symmetry), then we can efficiently compute the smallest edge cut between the two anchors of H_1 , and multiply it by the smallest edge cut in H_2 between the corresponding two groups (as separated by the anchors of H_1) of the anchors of H_2 . This product equals, again quite trivially, the anchored crossing number of H . See Figure 1 b). This leaves $a_1 = a_2 = 3$ as the simplest possibly nontrivial case of the anchored crossing number problem.

We show that the latter case is already hard in our main new result:

Theorem 1.2. *Let H be an anchored graph such that $H = H_1 \cup H_2$, where H_1 and H_2 are vertex-disjoint connected anchored planar graphs, each with 3 anchors, and given alongside with anchored planar drawings \mathcal{D}_1 and \mathcal{D}_2 , respectively. Moreover, assume that H is such that in every optimal solution to the anchored crossing number of H , the subdrawing of H_i , $i \in \{1, 2\}$, is equivalent (homeomorphic) up to permutations of parallel edges to the given drawing \mathcal{D}_i . Then it is NP-hard to compute the anchored crossing number of H .*

Note that parallel edges do not play any essential role in the crossing-number context, since they can be subdivided to make the graph simple, or modelled by integer-weighted simple edges as we do here later from Section 2.

Back to the crossing number of almost planar graphs. The special conditions on hard instances formulated in Theorem 1.2 have an interesting consequence which we informally

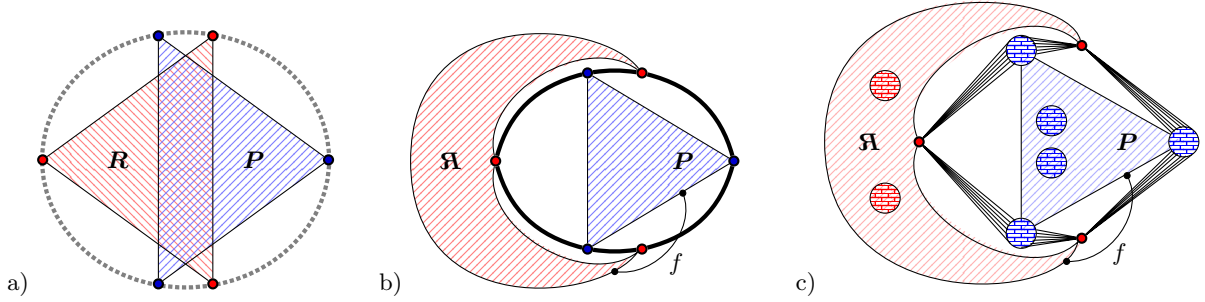


Fig. 2. An illustration to Corollary 1.3; how to translate the problem of the anchored crossing number (of a suitable instance as in Theorem 1.2) to that of the ordinary crossing number of an almost planar graph. a) The depicted instance consists of a disjoint union of two (blue P and red R) anchored planar graphs. b) Turning the previous into an almost planar instance of the ordinary crossing number problem, with a “very heavy” cycle on the former anchor vertices, a “flipped out” subdrawing of the component R , and an extra edge f which effectively forces P and R to stay together inside the cycle in an optimal drawing. c) Blowing up every vertex except the 3 former red anchors into a large cubic grid (a wall), which preserves the drawing properties and stays almost planar.

outline next. We first recall a trick introduced in [3]: Having an instance $H = H_1 \cup H_2$ of the anchored crossing number problem as in Theorem 1.2, we can construct a planar graph $G_0 := H \cup C^+$ where C^+ is a (multi)cycle on the 6 anchor vertices of H in the natural cyclic order, with “sufficiently many” parallel edges between consecutive pairs of the vertices of C^+ . See Figure 2. If we choose vertices $v_i \in V(H_i) \setminus V(C^+)$, $i = 1, 2$, then any optimal solution to the (ordinary!) crossing number of $G_0 + v_1v_2$ leaves C^+ uncrossed, and so it is actually an anchored drawing of $G_0 + v_1v_2$ with the anchors $V(C^+)$.

Assuming we choose in the previous v_1 and v_2 such that the anchored crossing number of $G_0 + v_1v_2$ equals that of H , we continue as follows. We modify the graph G_0 into \bar{G}_0 by blowing up every vertex of $V(H_1)$ and every vertex of $V(H_2) \setminus V(C^+)$ into a “sufficiently large” cubic grid. Then every vertex of \bar{G}_0 , except the three anchor vertices of H_2 , is of degree at most 3, and \bar{G}_0 is still planar (since flexibility of the anchors of H_2 allows to flip modified H_2 “inside out” within \bar{G}_0). Furthermore, the crossing number of $\bar{G}_0 + v_1v_2$ equals the anchored crossing number of H . Formal details to be provided in the Appendix.

Hence, in contrast to the efficiently computable case of $\text{cr}(G + e)$ where G is planar of maximum degree 3 [2], we prove the following (see also Figure 2):

Corollary 1.3 (of Theorem 1.2). * *Let G be a planar graph such that at most three vertices of G are of degree greater than 3, and $u, v \in V(G)$. Then it is NP-hard to compute the crossing number of the almost planar graph $G + uv$.*

Corollary 1.3 brings a natural question of whether we can efficiently compute the exact crossing number $\text{cr}(G + e)$ of almost planar graphs $G + e$ where G has *one or two vertices* of degree greater than 3, and we discuss on this in Section 4.

Consequences of the main result are not restricted only to the crossing number almost planar graphs, but include also the following problem [9] of the *joint crossing number in a surface*: Given are two disjoint graphs G_1 and G_2 , each one embedded on a fixed surface \mathcal{S} , and the task is to find a drawing (called simultaneous or joint) of $G_1 \cup G_2$ in \mathcal{S} which preserves each of the given embeddings of G_1 and G_2 , and the number of crossings between $E(G_1)$ and $E(G_2)$ is minimized. While Hliněný and Salazar [9] proved that this problem is hard for the orientable surface with 6 handles, we improve the result to:

Corollary 1.4 (of Theorem 1.2). * *It is NP-hard to compute the joint crossing number of two (disjoint) graphs embedded in the triple-torus.*

Lastly, we note that for all mentioned problems which are NP-hard, if the input includes an integer k , then, by standard means, it becomes NP-complete to decide whether a solution with at most k crossings is possible.

2 Basic Definitions and Tools

In this paper we consider multigraphs by default, i.e., our graphs are allowed to have multiple edges (while loops are irrelevant here), with understanding that we can always subdivide parallel edges without changing the crossing number.

Drawings. A *drawing* \mathcal{G} of a graph G in the Euclidean plane \mathbb{R}^2 is a function that maps each vertex $v \in V(G)$ to a distinct point $\mathcal{G}(v) \in \mathbb{R}^2$ and each edge $e = uv \in E(G)$ to a simple open curve $\mathcal{G}(e) \subset \mathbb{R}^2$ with the ends $\mathcal{G}(u)$ and $\mathcal{G}(v)$. We require that $\mathcal{G}(e)$ is disjoint from $\mathcal{G}(w)$ for all $w \in V(G) \setminus \{u, v\}$. In a slight abuse of notation we often identify a vertex v with its image $\mathcal{G}(v)$ and an edge e with $\mathcal{G}(e)$. Throughout the paper we will moreover assume that: there are finitely many points which are in an intersection of two edges, no more than two edges intersect in any single point other than a vertex, and whenever two edges intersect in a point, they do so transversally (i.e., not tangentially).

The intersection (a point) of two edges is called a *crossing* of these edges. A drawing \mathcal{G} is *planar* (or a *plane graph*) if \mathcal{G} has no crossings, and a graph is *planar* if it has a planar drawing. The number of crossings in a drawing \mathcal{G} is denoted by $\text{cr}(\mathcal{G})$. The *crossing number* $\text{cr}(G)$ of G is defined as the minimum of $\text{cr}(\mathcal{G})$ over all drawings \mathcal{G} of G .

The following is a useful artifice in crossing numbers research. In a *weighted* graph, each edge is assigned a positive number (the *weight* or thickness of the edge, usually an integer). Now the *weighted crossing number* is defined as the ordinary crossing number, but a crossing between edges e_1 and e_2 , say of weights t_1 and t_2 , contributes the product $t_1 \cdot t_2$ to the weighted crossing number. For the purpose of computing the crossing number, an edge of integer weight t can be equivalently replaced by a bunch of t parallel edges of weights 1; this is since we can easily redraw every edge of the bunch tightly along the “cheapest” edge of the bunch. Hence, from now on, we will use weighted edges instead of parallel edges, and shortly say *crossing number* to the weighted crossing number. (Note, though, that when we say a graph $G + e$ is almost planar, then we strictly mean that the added edge e is of weight 1.)

Anchored drawings. Assume now a closed disk $D \subseteq \mathbb{R}^2$. An *anchored graph* [3] is a pair (H, A) where $A \subseteq V(H)$ is a cyclic permutation of some of its vertices; the vertices in A are called the *anchors* of H . An *anchored drawing* of (H, A) is a drawing \mathcal{H} of H such that $\mathcal{H} \subseteq D$ and \mathcal{H} intersects the boundary of D exactly in the vertices of A in the prescribed cyclic order. The *anchored crossing number* of (H, A) , denoted by $\text{cr}_a(H, A)$, equals the minimum of $\text{cr}(\mathcal{H})$ over all anchored drawings \mathcal{H} of (H, A) . (H, A) is *anchored planar* if $\text{cr}_a(H, A) = 0$.

We shall study the following special case of an anchored graph (H, A) , which we call an *anchored pair of planar graphs*, or shortly a *PP anchored graph*: It is the case of $H = H_1 \cup H_2$ such that (H_1, A_1) and (H_2, A_2) are vertex-disjoint anchored planar graphs, where $A_i, i = 1, 2$, is the restriction of the permutation A to the anchor set of H_i .

From [3] one can derive the following refined statement. In regard of weighted graphs representing parallel edges (as mentioned above), we say that a graph G contains a path $P \subseteq G$ of weight t if every edge of P in G is of weight at least t .

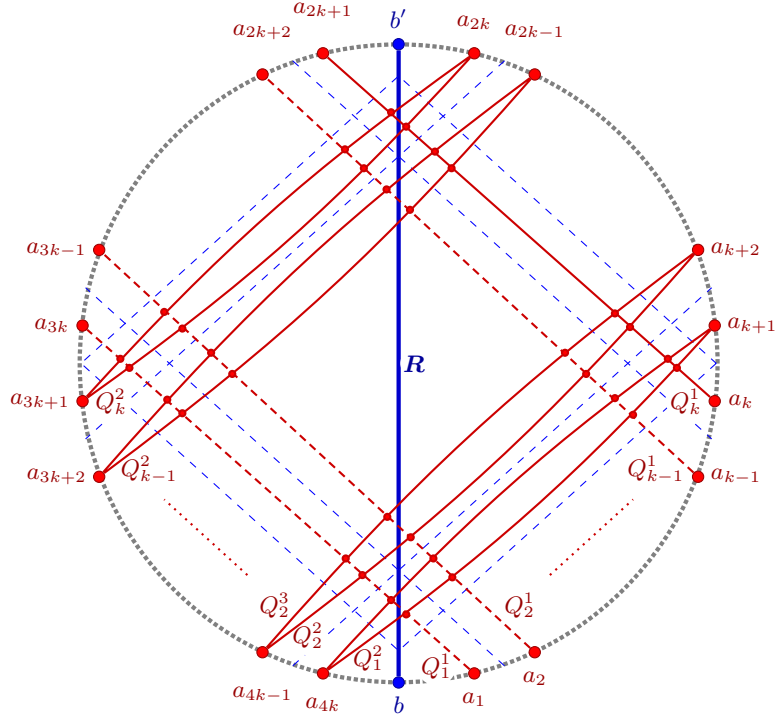


Fig. 3. A high-level illustration of the assumptions on the PP anchored graph (H, A) in Theorem 2.1; the drawing \mathcal{D}_1 of (H_1, A_1) is sketched in red, and the drawing \mathcal{D}_2 of (H_2, A_2) is in blue. The blue sketch emphasizes only the “heavy” path $R \subseteq H_2$, while the red sketch shows all paths of the family \mathcal{Q} . The solid red paths are all of weight w and the dashed red paths are of minimum weight $w - 1$ (but some edges of these paths are also of weight w). Note that every vertex of the graph H_1 is either a red anchor, or in the intersection of some two paths from \mathcal{Q} .

Theorem 2.1 (extension of Theorem 1.1 [3]). * Assume a PP anchored graph (H, A) , i.e., $H = H_1 \cup H_2$ is a union of vertex-disjoint connected graphs, and denoting by A_i , $i = 1, 2$, the restriction of A to the anchors of H_i , the graphs (H_1, A_1) and (H_2, A_2) are anchored planar. Let \mathcal{D}_i , $i = 1, 2$, be an anchored planar drawing of (H_i, A_i) . Let w be any sufficiently large integer parameter, which grows polynomially in the size of H . Furthermore, assume the following (as informally illustrated in Figure 3):

- a) We have $A_1 = (a_1, \dots, a_{4k})$ where $k \in \mathbb{N}$, such that there are
 - for $i = 1, \dots, k - 1$, a path Q_i^1 in H_1 from a_i to a_{3k+1-i} of weight $w - 1$, such that the edges of Q_i^1 incident to vertices in A_1 are of weight w ,
 - a path Q_k^1 from a_k to a_{2k+1} of weight w , and
 - for $i = 1, \dots, k$, paths Q_i^2 and Q_i^3 in H_1 from a_{i+k} to a_{4k+1-i} of weight w .

All paths $\mathcal{Q} = \{Q_i^1, Q_i^2, Q_i^3 : i = 1, \dots, k\}$ are pairwise edge-disjoint, and each of the unions $\bigcup_{i \in [k]} Q_i^1$ and $\bigcup_{i \in [k]} Q_i^2 \cup Q_i^3$ spans $V(H_1) \setminus A_1$.
- b) We have $b, b' \in A_2$ such that b is positioned between a_1 and a_{4k} within the cyclic permutation A , and b' is positioned between a_{2k} and a_{2k+1} within A . The graph H_2 contains a path $R \subseteq H_2$ of weight w^{12} from b to b' .
- c) All edges of H_1 , and all edges of H_2 except those of R , have weight at most w^4 , and the edges of R in H_2 have weight at most $w^{12} + w^4$.
- d) In every optimal solution to the anchored crossing number of (H, A) ;
 - the subdrawing of H_i , $i \in \{1, 2\}$, is homeomorphic to the drawing \mathcal{D}_i ,

- the path R crosses the path Q_i^1 , $1 \leq i < k$, in an edge of weight $w - 1$, and R crosses the path Q_k^1 and the paths Q_i^2 and Q_i^3 , $1 \leq i \leq k$, in edges of weight w .

Then it is NP-hard to compute the anchored crossing number of (H, A) .

3 Main Proof: the Hardness Reduction

Our proof of Theorem 1.2 is a bit complex, and we first informally explain what we want to achieve. In a nutshell, we are going to “embed” the gadget (H, A) of Theorem 2.1 as an ordinary subgraph within a special “frame” PP anchored graph F_k , parameterized by the gadget size, such that F_k forces the vertices of A to be placed as expected in (H, A) . By the informal word “forces” we mean that any (other) drawing of F_k violating the placement of the former anchors A would require increase in the number of crossings of F_k higher than what is the difference between the best-case and the worst-case scenarios in Theorem 2.1.

We adopt the following “colour coding”; the subgraph H_1 in Theorem 2.1 will be called *red* and the subgraph H_2 *blue*, and these colours will be correspondingly used also within the frame F_k which will include some of the vertices and edges of H (precisely, the special paths of H claimed by Theorem 2.1(a, b)).

Due to given space restrictions, we leave the full definition of the frame PP anchored graph (F_k, B) for the Appendix, and here we refer to a detailed sketch in Figure 4. The key feature of (F_k, B) is the use of “heavy-weight” edges, whose weight is of the form ω^t where t is specified at each edge and ω is now seen as a variable base. Later, ω is chosen as a “sufficiently large” integer such that for every t , ω^{t+1} is always larger than the sum of a collection of crossings of weight at most ω^t in the reduction (with a slight abuse of traditional notation, $\omega^{t+1} > \Theta(\omega^t)$), and that all weights are integers.

Briefly, the blue graph of F_k has 3 anchors $B_2 = \{b_0, b_4, d_1\} \subseteq B$, and consists of the vertices lying on two horizontal paths P_1 from b_0 to b_4 of length $4k + 4$ and P_2 from c_0 to c_4 of length $4k + 2$, of four special vertices d_0, d_1, d_2, d_4 , and of the vertices of a vertical path R from c_2 to d_2 of weight exactly ω^{48} (cf. Theorem 2.1(b) with $w = \omega^4$). Additional edges exist in F_k between the specified blue vertices as sketched in Figure 4 and detailed in the Appendix. The red graph of F_k has again 3 anchors $B_1 = \{r_0, r_2, r_4\} \subseteq B$, and consists of the vertices lying on a cycle C_0 of length $4k + 3$ passing through r_2 , of the vertices on a horizontal path P_0 from r_0 to r_4 of length $4k + 3$, and of (the vertices of) a collection \mathcal{Q} of $k + 2k = 3k$ edge-disjoint paths of weight $\omega^4 - 1$ or ω^4 (as in Theorem 2.1(a) with $w = \omega^4$) which connect pairs of vertices of P_0 . Again, further edges exist in F_k between vertices of the red path P_0 and the red cycle C_0 , as sketched in Figure 4 and detailed in the Appendix. Moreover, all end-edges of the paths in \mathcal{Q} (i.e., those incident to P_0) are of weight ω^4 . and the second condition of Theorem 2.1(d) is met by the paths in \mathcal{Q} .

Note that we do not require to exactly specify the paths of \mathcal{Q} , in particular they share their internal vertices in an unspecified way, but we do require the properties stated in Theorem 2.1 to hold for them. With respect to the drawing in Figure 4, we call the *gadget region* of (F_k, B) the region bounded by the blue horizontal path from c_0 to c_4 and the path $(c_0, d_0, d_2, d_4, c_4)$. We have the following claim.

Lemma 3.1.* *The anchored crossing number of the PP anchored graph (F_k, B) defined above, for $k \geq 2$ and any sufficiently large ω (divisible by $5(5k + 7)$), equals*

$$\begin{aligned} \text{cr}_a(F_k, B) = \gamma(k) := & 2\omega^{90} - \omega^{89} + (4k + 2)\omega^{79} + 2\omega^{76} - \omega^{75} + 4k\omega^{71} \\ & + c_1(k)\omega^{65} + c_2(k)\omega^{60} + 3k\omega^{52} - k\omega^{48} + 6k\omega^{42} + \frac{12}{5}k\omega^{39}, \end{aligned}$$

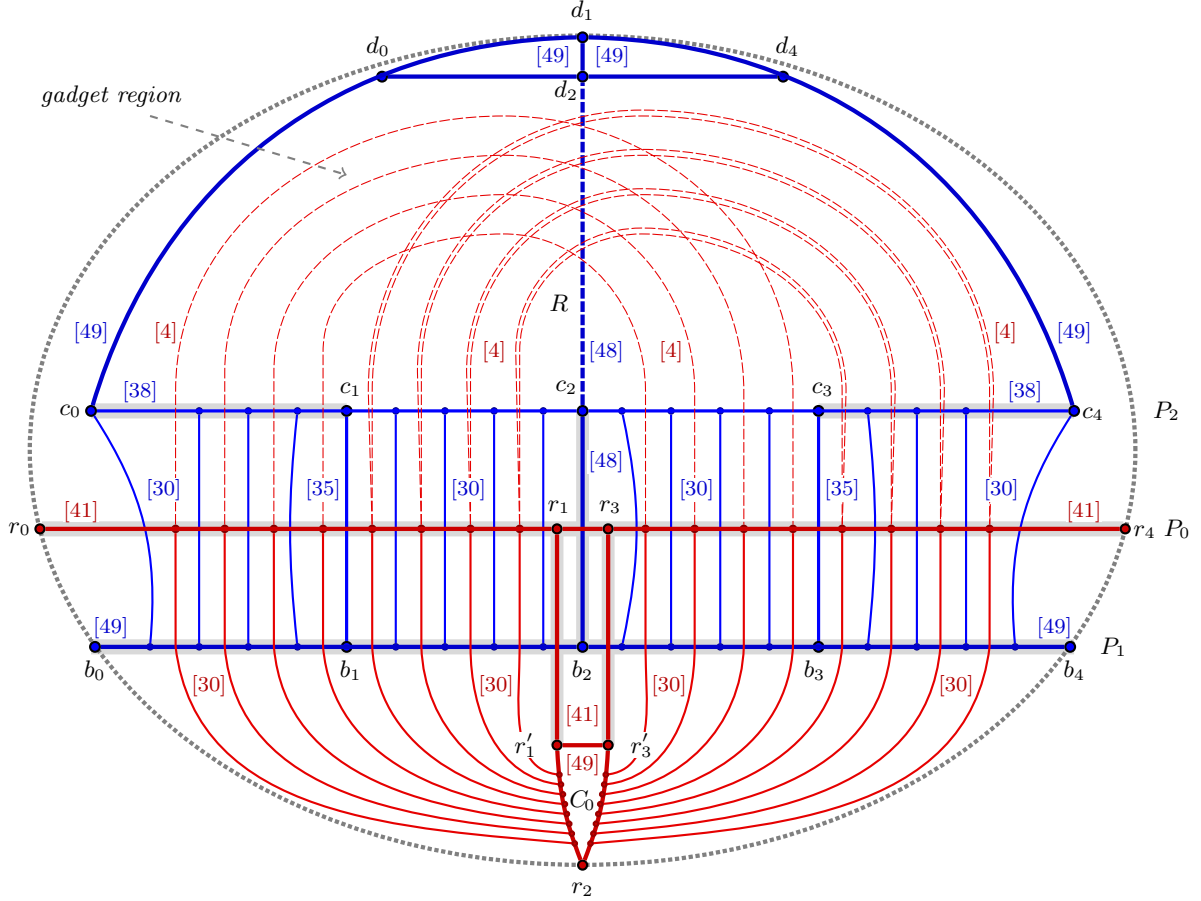


Fig. 4. A schematic picture of the frame PP anchored graph (F_k, B) used for the reduction in Section 3 with $k = 4$. The solid lines depict edges, while the dashed lines represent paths in general. The thin dashed red paths pairwise intersect in red vertices which are not (and do not need to be) explicitly specified. The red and the blue graphs are vertex-disjoint and each one has three anchors (r_0, r_2, r_4 of the red graph, and b_0, d_1, b_4 of the blue graph) and is anchored planar. The bracketed numbers represent edge weights, where $[t]$ means weight ω^t . Weights of the edges emphasized with gray shade are treated specially (and a detailed picture is shown in Figure 5). The horizontal red path P_0 from r_0 to r_4 has edges of weight $\omega^{41} + \mathcal{O}(k\omega^{30})$, the horizontal blue path P_1 connecting b_0 to b_4 has, in the subpath from b_1 to b_3 , edges of weight $\omega^{49} + \mathcal{O}(k\omega^{30})$, and elsewhere edges of weight $\omega^{49} + \frac{2}{5}\omega^{35} + \mathcal{O}(k\omega^{30})$; these weights are precisely specified later in the proof. The horizontal blue path P_2 connecting c_0 to c_4 has edges of weight exactly ω^{38} in the subpath from c_1 to c_3 , and of weight $\omega^{38} + \frac{4}{5}\omega^{35}$ elsewhere. The vertical blue edge b_2c_2 is of weight exactly $\omega^{48} + 2\omega^{38} - \omega^{34}$, and the vertical red edges $r_1r'_1$ and $r_3r'_3$ are of weight $\omega^{41} - \omega^{40}$.

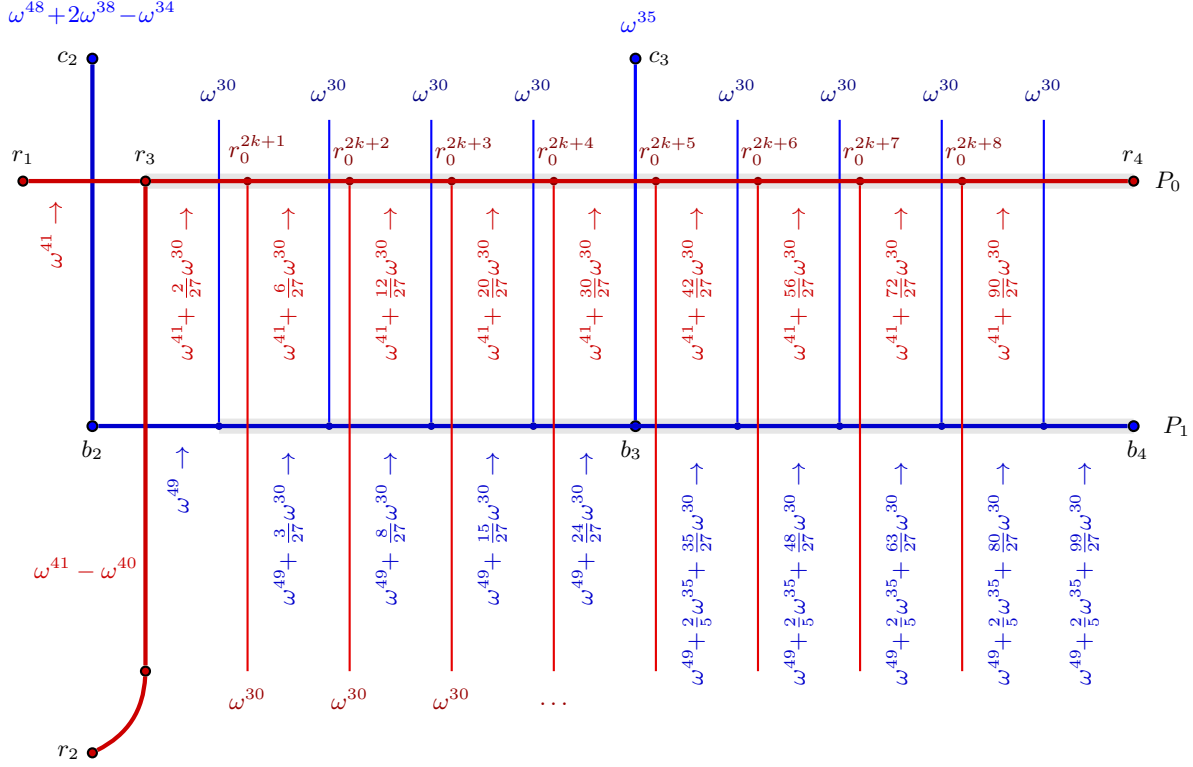


Fig. 5. A detail of the “ordering” of vertices on the paths P_0 and P_1 of the frame F_k from Figure 4, where $k = 4$. Only the half to the right of b_2c_2 is shown, and the other half is symmetric. The edges of P_0 , going from r_1 on the left to r_4 on the right, have weights $\omega^{41} + \frac{i(i+1)}{5k+7}\omega^{30}$ for $i = 0, 1, \dots, 2k+1$. The edges of P_1 , going from b_2 on the left to b_4 on the right, have weights $\omega^{49} + \frac{i(i+2)}{5k+7}\omega^{30}$ for $i = 0, 1, \dots, k$ and $\omega^{49} + \frac{2}{5}\omega^{35} + \frac{i(i+2)}{5k+7}\omega^{30}$ for $i = k+1, \dots, 2k+1$. Using straightforward calculus, one can compute that “sliding” vertices of P_0 across the vertical edge b_3c_3 (in any direction) would increase the weight of crossings by $\geq \frac{1}{5(5k+7)}\omega^{65}$, and “sliding” with respect to other depicted vertical blue edges would increase the weight by $\geq \frac{1}{5k+7}\omega^{60}$.

where $c_1(k) = \frac{2}{5(5k+7)}(30k^2 + 58k + 20)$ and $c_2(k) = \frac{2}{3(5k+7)}(16k^3 + 39k^2 + 20k)$.

Any anchored drawing of (F_k, B) with at most $\gamma^+(k) := \gamma(k) + \omega^{34} - \omega^{30} - 1$ crossings¹ is homeomorphic, with a possible exception of the paths of \mathcal{Q} , to that in Figure 4, and the internal vertices of all paths of \mathcal{Q} are drawn in the gadget region and their edges cross the path P_2 from c_0 to c_4 and R as depicted.

Proof (sketch). We organize arguments leading to each term of the formula for $\gamma(k)$ stepwise from higher to lower order terms of edge weights.

- (1) The blue path P_1 of weight $\geq \omega^{49}$ must not cross the red path P_0 of weight $\geq \omega^{41}$ since that would result in crossings of weight at least $2\omega^{90} > \gamma^+(k)$, and likewise with P_1 and C_0 . So, by the Jordan curve theorem, the two red edges $r_1r'_1$ and $r_3r'_3$ of weight $\omega^{41} - \omega^{40}$ must cross P_1 , contributing crossing weight at least $2\omega^{90} - 2\omega^{89}$. The $4k$ red edges of weight ω^{30} from P_0 to C_0 similarly make $4k\omega^{79}$ crossings with P_1 . Further, there are edge-disjoint

¹ Note the important role of $\gamma^+(k) > \gamma(k)$ in this statement; while a drawing of (F_k, B) with $\gamma(k)$ exists, any drawing which “looks differently than stated above” must use many more, namely more than $\gamma^+(k)$, crossings. Consequently, we get a sufficiently large interval of the crossing number values within which drawing(s) of (F_k, B) must “behave nicely”, and which is large enough to accommodate the further hardness reduction in the proof of Theorem 1.2.

paths from b_2 to d_1 of combined weight $\omega^{48} + 2\omega^{38}$; these are formed by the path $b_2c_2 + R$ of weight ω^{48} , by a path from b_2 through c_2, c_0 and d_0 of weight ω^{38} , by a path from b_2 through c_2, c_4 and d_4 of weight $\omega^{38} - \omega^{34}$, and by a path from b_2 through b_3, c_3 and c_4 of weight ω^{34} . These contribute weight $\omega^{89} + 2\omega^{79}$ of crossings with P_0 . Summing up, we have so far accounted for at least $2\omega^{90} - \omega^{89} + (4k+2)\omega^{79} > \gamma(k) - 2\omega^{76} + \omega^{75}$ enforced crossings.

- (2) The next step is to prove that P_2 is drawn disjoint from P_0 and drawn above it, and all c_1b_1, c_2b_2, c_3b_3 cross P_0 . If, for instance, P_0 was crossed by both b_1c_1 and b_3c_3 , but not by b_2c_2 , the lower bound from (1) would rise (thanks to full weight of b_1c_1 and b_3c_3) to $2\omega^{90} - \omega^{89} + (4k+2)\omega^{79} + 2\omega^{76} \geq \gamma(k) + \omega^{75} - \omega^{72} > \gamma^+(k)$, which is impossible. If neither of b_1c_1, b_3c_3 crosses P_0 , then we (briefly) get subpaths of P_1 and P_2 of combined weight $2\frac{2}{5}\omega^{35} + 2\frac{4}{5}\omega^{35} = (2 + \frac{2}{5})\omega^{35}$ which cross the path P_0 or edges $r_1r'_1, r_3r'_3$, and this contributes an additional weight $(2 + \frac{2}{5})(\omega^{76} - \omega^{75})$ of crossings, again exceeding $\gamma^+(k)$. We leave remaining details and subcases for the Appendix.
- (3) Using (2), we may count crossings of P_0 with the edges c_1b_1, c_2b_2, c_3b_3 and the $4k$ blue edges of weight ω^{30} between P_1 and P_2 . At this point, our lower bound gets to $2\omega^{90} - \omega^{89} + (4k+2)\omega^{79} + 2\omega^{76} - \omega^{75} + 4k\omega^{71} > \gamma^+(k) - \omega^{66}$.
- (4) Next comes the crucial step of the reduction – at cost of additional $c_1(k)\omega^{65} + c_2(k)\omega^{60}$ weight of crossings, we “order” the vertical blue edges which stretch between the paths P_1 and P_2 as alternating with the internal vertices of the red path P_0 . This rather long technical step is detailed in the Appendix, and here we only outline its core idea which is based on simple calculus as follows. Consider an arbitrary quadratic polynomial $p(x)$ which is increasing on \mathbb{R}^+ . Then, for any $a > 0$, the minimum of the function $p(x) + p(y)$ conditioned by $x + y = a$ is attained at $x = y$, that is when $x = a/2$. A slight adjustment (suitable for integer values of x) of this idea is used to determine fine weights of the edges of the paths P_0 and P_1 where, essentially, x means the index of an edge of P_0 and y that of an edge of P_1 . Such fine weights then enforce precise mutual positions of the edges of P_0 and P_1 , and in turn the desired alternating ordering of the vertical red and blue edges incident to P_0 and P_1 . A closer idea of this principle can be obtained by looking at an example of concrete edge weights in Figure 5.
- (5) Points (1)–(4) together imply that the weight of crossings in (F_k, B) is at least $\gamma(k) - 3k\omega^{52}$. So, none of the paths of \mathcal{Q} may cross P_1 since that would add $\omega^{49+4} = \omega^{53}$. Then each of the paths of \mathcal{Q} crosses the blue edge c_2b_2 of weight $\omega^{48} + 2\omega^{38} - \omega^{34}$, or the path R plus two sections of the path P_2 of combined weight $\omega^{48} + 2\omega^{38}$. Since $2k$ of the paths of \mathcal{Q} are of weight ω^4 and k of them of weight $\omega^4 - 1$, by Theorem 2.1(a), we have at least $(\omega^{48} + 2\omega^{38} - \omega^{34})(3k\omega^4 - k) \geq 3k\omega^{52} - k\omega^{48} + 6k\omega^{42} - 5k\omega^{38}$ more crossings from that. Moreover, each of the paths of \mathcal{Q} crosses sections of P_2 between c_0-c_1 and c_3-c_4 of weight $\frac{4}{5}\omega^{35}$ (plus the edges b_1c_1 and b_3c_3), contributing another $\frac{4}{5}\omega^{35}(3k\omega^4 - k) = \frac{12}{5}k\omega^{39} - \frac{4}{5}k\omega^{35}$. All these together raise the lower bound to at least $\gamma(k) - 5k\omega^{38} - \frac{4}{5}k\omega^{35} \geq \gamma^+(k) - (5k+1)\omega^{38}$.
- (6) Assume that some of the internal vertices of a path in \mathcal{Q} lie outside of the gadget region (informally, below P_2). That would force an additional crossing between such a path and c_1b_1 or c_3b_3 of weight $\geq (1 - \frac{4}{5})\omega^{35+4}$ (or with e.g. P_2 of even higher weight), exceeding $\gamma^+(k)$. Therefore, despite the paths of \mathcal{Q} may cross R of weight ω^{48} with their minimum weight $\omega^4 - 1$ or ω^4 , since all internal vertices of all paths of \mathcal{Q} lie in the gadget region, their crossings with P_2 of weight ω^{38} are always on the end-edges which are of weight ω^4 by Theorem 2.1(a). This improves the estimate on the crossings carried by the paths of \mathcal{Q} from (5) to $\geq \omega^{48}(3k\omega^4 - k) + (2\omega^{38} + \frac{4}{5}\omega^{35}) \cdot 3k\omega^4 = 3k\omega^{52} - k\omega^{48} + 6k\omega^{42} + \frac{12}{5}k\omega^{39}$, which raises our lower bound to the desired $\gamma(k)$.

A drawing with $\gamma(k)$ crossings is as in Figure 4 with details as in Figure 5. Hence, we have finished a proof of $\text{cr}_a(F_k, B) = \gamma(k)$. Furthermore, if any of the assumptions of the previous analysis was violated, the crossing number would exceed $\gamma^+(k)$, and any one additional crossing not sketched in Figure 4 and not being only between paths of \mathcal{Q} would add weight of at least $\omega^{30+4} - \omega^{30}$, and again $\gamma(k) + \omega^{34} - \omega^{30} > \gamma^+(k)$, which confirms the rest of Lemma 3.1.

We are now ready to finish the proof of our main result.

Proof (of Theorem 1.2). We choose a “sufficiently large” integer ω , and subsequently integers k and $w = \omega^4$ in relation to the hard instance (H, A) in Theorem 2.1. Then we make the union $(\bar{H}, B) := H \cup (F_k, B)$ such that the path R and the paths in \mathcal{Q} get identified between H and F_k (in particular, the red anchors in $A_1 \subseteq A$ are identified with the internal vertices of the path $P_0 \subseteq F_k$), and the blue anchors in $A_2 \subseteq A$ become vertices of the path $P_2 \subseteq F_k$ in the right order w.r.t. A_1 . The core parameter ω of the reduction is handled precisely as follows; denoting by m the number of edges of the simplification of \bar{H} (i.e., counting parallel edges as one), we choose $\omega > m^2$ and such that the defined weights are all integers, for instance, that ω is a multiple of $5(5k + 7)$. This choice means that ω is larger than the largest possible number of edge crossings (but not the summed weight of them) in an optimal drawing of (\bar{H}, B) , and so for every t , a crossing of weight ω^{t+1} is more than any sum of crossings of weights at most ω^t in the expected solution, as needed in our reduction.

If $\text{cr}_a(H, A) \leq r$, then the witness drawing of (H, A) can be trivially combined with that of (F_k, B) in Figure 4, giving $\text{cr}_a(\bar{H}, B) \leq \gamma(k) + r - (3k\omega^{52} - k\omega^{48})$ by Lemma 3.1 (we subtract the crossings between R and paths of \mathcal{Q} which are counted twice). On the other hand, if $\text{cr}_a(\bar{H}, B) \leq \gamma(k) + s$, then $s = \mathcal{O}(\omega^{16+16}) < \omega^{33}$ since all edges of $H - E(R)$ are of weight $\leq w^4 = \omega^{16}$, and so we have a drawing of (\bar{H}, B) whose restriction to F_k conforms to Lemma 3.1. Since crossings of \mathcal{Q} with R contribute $\geq 3k\omega^{52} - k\omega^{48}$ by the condition on \mathcal{Q} in Lemma 3.1, we get that $\text{cr}_a(H, A) \leq \text{cr}_a(\bar{H}, B) - \gamma(k) + (3k\omega^{52} - k\omega^{48}) \leq s + (3k\omega^{52} - k\omega^{48})$, as desired (in the formula, we add back the crossings between R and paths of \mathcal{Q} which still exist in the instance (H, A)).

4 Conclusions

We have completely answered a question of the computational complexity of the anchored crossing number problem in its perhaps simplest studied form, in which the input consists of a disjoint union of anchored planar graphs (the PP anchored crossing number problem). We have proved that the complexity jumps straight from near triviality with two anchors to NP-hardness with three anchors.

We may also slightly relax the conditions in the PP anchored crossing number instances (H, A) ; instead of requiring H to be a disjoint union of two anchored planar graphs, we only require H to be a union of two anchored planar graphs which are disjoint except possibly at the anchors. Then it makes sense to consider less than $3 + 3 = 6$ anchors in total, and indeed, this problem stays hard with 5 anchors in total, as can be seen from our reduction in Figure 4 in which we identify $r_0 = b_0$. We believe one can go down to 4 or even 3 anchors in total, but a different reduction would probably be necessary.

Our result closely relates to the analogous question of the crossing number of almost planar graphs. There we see a slight complexity gap, while for almost planar graphs $G+e$ with $\Delta(G) \leq 3$ we know a linear-time algorithm, our new result implies (Corollary 1.3) that the latter problem becomes NP-hard when G has *three* vertices of degree greater than 3. A big question remains about graphs G with *one* or *two* vertices of degree greater than 3. This particular question turns

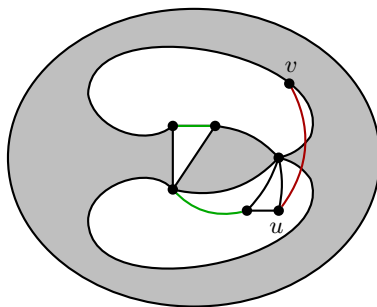


Fig. 6. An example construction of an almost planar graph $G + uv$ (where the edge uv is in red), such that only *two* vertices are of degree higher than 3, and that the gray regions stand for very dense rigid patches. While $\text{cr}(G + uv) = 1$ (just cross the two green edges), the best way of inserting the (red) edge uv into a planar drawing of G can be arbitrarily costly.

out to be surprisingly difficult (we have tried hard to provide at least a partial answer along with our hardness reduction), and we can so far only make a conjecture:

Conjecture 4.1. Let G be a planar graph such that at most *two vertices* of G are of degree greater than 3, and $u, v \in V(G)$. Then one can compute the crossing number of the almost planar graph $G + uv$ in polynomial time.

To slightly demonstrate nontriviality of the problem in Conjecture 4.1, we remark that if only one vertex of G is of degree more than 3, the gap between the crossing number and the best insertion of uv into a planar drawing of G (recall that this gap is null when $\Delta(G) \leq 3$ [2]) can be arbitrarily large for sufficiently high values of $\text{cr}(G + uv)$. With two vertices of degree more than 3, the gap is not even proportional:

Claim. For any m there is a planar graph G with all vertices except two of degree at most 3, and $u, v \in V(G)$ (Figure 6), such that $\text{cr}(G + uv) = 1$ and there is no planar drawing of G into which the edge uv could be inserted with less than m crossings.

At last, we can slightly modify the studied problem:

Problem 4.2. Let G be a planar graph such that the maximum degree of G is d , and $u, v \in V(G)$. What is the parameterized complexity of computing $\text{cr}(G + uv)$ with respect to the parameter d ?

We believe this problem belongs to the class XP; one possible approach could be to “guess” the rotation system of edges of G in XP-time, and then, say, reduce the problem to cubic graphs – unfortunately, this does not preserve planarity of the modified graph G . We are not aware of any results in the direction of Problem 4.2, besides approximations in [8,2].

References

1. Cabello, S.: Hardness of approximation for crossing number. *Discrete Comput. Geom.* **49**(2), 348–358 (Mar 2013)
2. Cabello, S., Mohar, B.: Crossing number and weighted crossing number of near-planar graphs. *Algorithmica* **60**(3), 484–504 (2011)
3. Cabello, S., Mohar, B.: Adding one edge to planar graphs makes crossing number and 1-planarity hard. *SIAM J. Comput.* **42**(5), 1803–1829 (2013)
4. Garey, M.R., Johnson, D.S.: Crossing number is NP-complete. *SIAM J. Algebr. Discrete Methods* **4**(3), 312–316 (Sep 1983)
5. Gutwenger, C., Mutzel, P., Weiskircher, R.: Inserting an edge into a planar graph. *Algorithmica* **41**(4), 289–308 (2005)

6. Hliněný, P.: Crossing number is hard for cubic graphs. *Journal of Comb. Theory, Ser. B* **96**(4), 455–471 (2006). <https://doi.org/10.1016/j.jctb.2005.09.009>
7. Hliněný, P., Dernár, M.: Crossing number is hard for kernelization. In: SoCG. LIPIcs, vol. 51, pp. 42:1–42:10. Schloss Dagstuhl - Leibniz-Zentrum für Informatik (2016)
8. Hliněný, P., Salazar, G.: On the crossing number of almost planar graphs. In: GD. *Lecture Notes in Computer Science*, vol. 4372, pp. 162–173. Springer (2006)
9. Hliněný, P., Salazar, G.: On hardness of the joint crossing number. In: ISAAC. *Lecture Notes in Computer Science*, vol. 9472, pp. 603–613. Springer (2015)
10. Hopcroft, J., Tarjan, R.: Efficient planarity testing. *J. ACM* **21**(4), 549–568 (oct 1974). <https://doi.org/10.1145/321850.321852>
11. Mohar, B.: On the crossing number of almost planar graphs. *Informatica (Slovenia)* **30**(3), 301–303 (2006)
12. Pelsmajer, M.J., Schaefer, M., Stefankovic, D.: Crossing numbers of graphs with rotation systems. *Algorithmica* **60**(3), 679–702 (2011)
13. Riskin, A.: The crossing number of a cubic plane polyhedral map plus an edge. *Stud. Sci. Math. Hung.* **31**(4), 405–413 (1996)
14. Wei-Kuan, S., Wen-Lian, H.: A new planarity test. *Theoretical Computer Science* **223**(1), 179–191 (1999). [https://doi.org/10.1016/S0304-3975\(98\)00120-0](https://doi.org/10.1016/S0304-3975(98)00120-0)

A Proofs for Section 1 (Introduction)

Corollary 1.3 (of Theorem 1.2).* *Let G be a planar graph such that at most three vertices of G are of degree greater than 3, and $u, v \in V(G)$. Then it is NP-hard to compute the crossing number of the almost planar graph $G + uv$.*

Proof. As sketched in the main body of the paper and illustrated in Figure 2; we can take an instance $H = H_1 \cup H_2$ of anchored crossing number as in Theorem 1.2, and construct a planar graph $G_0 := H \cup C^+$ where C^+ is a (multi)cycle on the 6 anchor vertices of H in the natural cyclic order, with m parallel edges between consecutive pairs of the vertices of C^+ . The parameter m is chosen “sufficiently large”, e.g., $m \geq 2|E(H_1)| \cdot |E(H_2)| \geq 2\text{cr}_a(H) + 1$ in the worst-case scenario of H .

Let $e_1 \in E(H_1)$ and $e_2 \in E(H_2)$ be edges incident to anchor vertices and sharing a face in some optimal solution to the anchor crossing number $\text{cr}_a(H)$, and subdivide e_i with a new vertex v_i for $i = 1, 2$. For simplicity, we use the same names $H = H_1 \cup H_2$ also for the subdivided graphs. Then $\text{cr}_a(H) = \text{cr}_a(H+f)$ where $f = v_1v_2$. We first claim that $\text{cr}(G_0+f) = \text{cr}_a(H+f) = \text{cr}_a(H)$. Indeed, $\text{cr}(G_0+f) \leq \text{cr}_a(H)$ is trivial. Assume that there is a drawing D of G_0+f with at most $\text{cr}_a(H) < m/2$ crossings. Then there is an uncrossed cycle $C_0 \subseteq C^+$ in D , and so the drawing of C_0 bounds a disk such that D is an anchored drawing of $H+f$ with $\text{cr}(D) \geq \text{cr}_a(H)$ crossings, proving the claim.

Second, we note that there exists a fixed rotation scheme of the edges of G_0 which is defined by the given drawings \mathcal{D}_1 and \mathcal{D}_2 of Theorem 1.2, and all optimal solutions to $\text{cr}_a(H+f)$ by Theorem 1.2, and hence also all optimal solutions to $\text{cr}(G_0+f)$ by the previous paragraph, respect this rotation scheme. Furthermore, G_0 has a planar drawing which respects the same rotation scheme up to mirroring and except at the three anchor vertices $A_1 \subseteq V(H_1)$ (informally, the subdrawing of H_1 is “flipped out” of the multicycle C^+ in the drawing of G_0 , as shown in Figure 2).

The last step of the proof is to construct a planar graph G from G_0 such that all vertices of G except $A_1 \subseteq V(G)$ are of degree at most 3, and $\text{cr}(G+f) = \text{cr}(G_0+f)$. For this we apply the technique of “cubic grids”, used for instance in [6,12,1] previously. Let a *cylindrical cubic grid* (also called a cylindrical “wall”) of height h and length ℓ be the following graph H : Start with the union of h cycles of length ℓ each, C_1, \dots, C_h , such that $V(C_i) = (v_1^i, \dots, v_\ell^i)$ in this cyclic order, and add all edges $\{v_j^i, v_j^{i+1}\}$ where $1 \leq i < h$, $1 \leq j \leq \ell$ and $i+j$ is odd. Then H is planar and all vertices of H are of degree 3, except every second vertex of C_1 and of C_h . Let C_1 be called the *outer cycle* of the grid H .

Let $h = |E(G_0)|^2$. We do the following, as illustrated in Figure 2. For every vertex $v \in V(G_0) \setminus A_1$ of degree $d > 3$, we take a copy H_v of the cylindrical cubic grid of height h and length $2d$, and attach every edge formerly starting in v to a distinct degree-2 vertex of the outer cycle of H_v , in the appropriate cyclic order of the aforementioned rotation scheme of G_0 . For the resulting graph G we argue as follows. First, by the assumption on the rotation scheme of G_0 , we immediately get $\text{cr}(G+f) \leq \text{cr}(G_0+f)$. Second, in any assumed optimal solution to $\text{cr}(G+f)$ which has less than $\text{cr}(G_0+f) < h/2$ crossings, and for any $v \in V(G_0)$ replaced by H_v , one of the h cycles $C_i \subseteq H_v$ is uncrossed since the crossings affect at most $2\text{cr}(G+f) < h$ of these cycles. So, we may prolog every edge of G_0 attached to H_v along a disjoint path in H_v towards C_i , then contract uncrossed C_i into a vertex (former $v \in V(G_0)$) and obtain a drawing certifying $\text{cr}(G_0+f) \leq \text{cr}(G+f)$.

Corollary 1.4 (of Theorem 1.2).* *It is NP-hard to compute the joint crossing number of two (disjoint) graphs embedded in the triple-torus.*

Proof. We utilize the technique of *face-anchors* from [9]; for any $h \geq 1$ and the surface with h handles, this technique allows us to confine prescribed h vertices of the graph H_1 , in the context of Theorem 1.2, to lie in prescribed h faces of the graph H_2 in any optimal joint drawing of $H_1 \cup H_2$. Correctness of this reduction is proved for any h in [9, Theorem 3.1], and we simply apply it with $h = 3$ onto Theorem 1.2.

B Proofs for Section 2 (Basic Definitions and Tools)

Theorem 2.1 (extension of Theorem 1.1 [3]).* *Assume a PP anchored graph (H, A) , i.e., $H = H_1 \cup H_2$ is a union of vertex-disjoint connected graphs, and denoting by A_i , $i = 1, 2$, the restriction of A to the anchors of H_i , the graphs (H_1, A_1) and (H_2, A_2) are anchored planar. Let \mathcal{D}_i , $i = 1, 2$, be an anchored planar drawing of (H_i, A_i) . Let w be any sufficiently large integer parameter, which grows polynomially in the size of H . Furthermore, assume the following (as informally illustrated in Figure 3):*

- a) *We have $A_1 = (a_1, \dots, a_{4k})$ where $k \in \mathbb{N}$, such that there are*
 - *for $i = 1, \dots, k - 1$, a path Q_i^1 in H_1 from a_i to a_{3k+1-i} of weight $w - 1$, such that the edges of Q_i^1 incident to vertices in A_1 are of weight w ,*
 - *a path Q_k^1 from a_k to a_{2k+1} of weight w , and*
 - *for $i = 1, \dots, k$, paths Q_i^2 and Q_i^3 in H_1 from a_{i+k} to a_{4k+1-i} of weight w .*

All paths $\mathcal{Q} = \{Q_i^1, Q_i^2, Q_i^3 : i = 1, \dots, k\}$ are pairwise edge-disjoint, and each of the unions $\bigcup_{i \in [k]} Q_i^1$ and $\bigcup_{i \in [k]} Q_i^2 \cup Q_i^3$ spans $V(H_1) \setminus A_1$.
- b) *We have $b, b' \in A_2$ such that b is positioned between a_1 and a_{4k} within the cyclic permutation A , and b' is positioned between a_{2k} and a_{2k+1} within A . The graph H_2 contains a path $R \subseteq H_2$ of weight w^{12} from b to b' .*
- c) *All edges of H_1 , and all edges of H_2 except those of R , have weight at most w^4 , and the edges of R in H_2 have weight at most $w^{12} + w^4$.*
- d) *In every optimal solution to the anchored crossing number of (H, A) ;*
 - *the subdrawing of H_i , $i \in \{1, 2\}$, is homeomorphic to the drawing \mathcal{D}_i ,*
 - *the path R crosses the path Q_i^1 , $1 \leq i < k$, in an edge of weight $w - 1$, and R crosses the path Q_k^1 and the paths Q_i^2 and Q_i^3 , $1 \leq i \leq k$, in edges of weight w .*

Then it is NP-hard to compute the anchored crossing number of (H, A) .

Proof. The reduction presented in [3], as briefly sketched in Figure 7, reduces from a SAT formula φ to a PP anchored instance (H', A) where $H' = H'_1 \cup H'_2$. By possibly adding dummy positive-only variables, or by duplicating clauses, we may assume that the number k of variables in φ is one more than the number of clauses in φ . Then the constructed instance satisfies all assumptions presented in Theorem 2.1 except those concerning the “very heavy” path R in H_2 , as can be straightforwardly checked in [3, Section 2.1]. We thus let $H_1 = H'_1$, and suitably add a path R to H'_2 in order to produce H_2 .

For the latter task, we select a suitable “diagonal” path R_2 from to lower right corner of H'_2 (wrt. Figure 7 left) to the upper left corner, where some vertices of R_2 are subdividing some edges of H'_2 , and increase weights of all edges of R_2 by w^{12} . Formally, we turn H'_2 into H''_2 by subdividing some edges as specified below, select a sequence R_2 of vertices of H''_2 , and define $H_2 := H''_2 \cup R$ where R is a path following the vertex sequence R_2 , but edge-disjoint from H''_2 , and all edges of R are of weight w^{12} . By the Jordan curve theorem, in an anchored drawing, R has to intersect each of the paths Q_k^1 and Q_i^2, Q_i^3 for $i = 1, \dots, k$ in an edge of weight w , and each of the paths Q_i^1 for $i = 1, \dots, k - 1$ in an edge of weight at least $w - 1$.

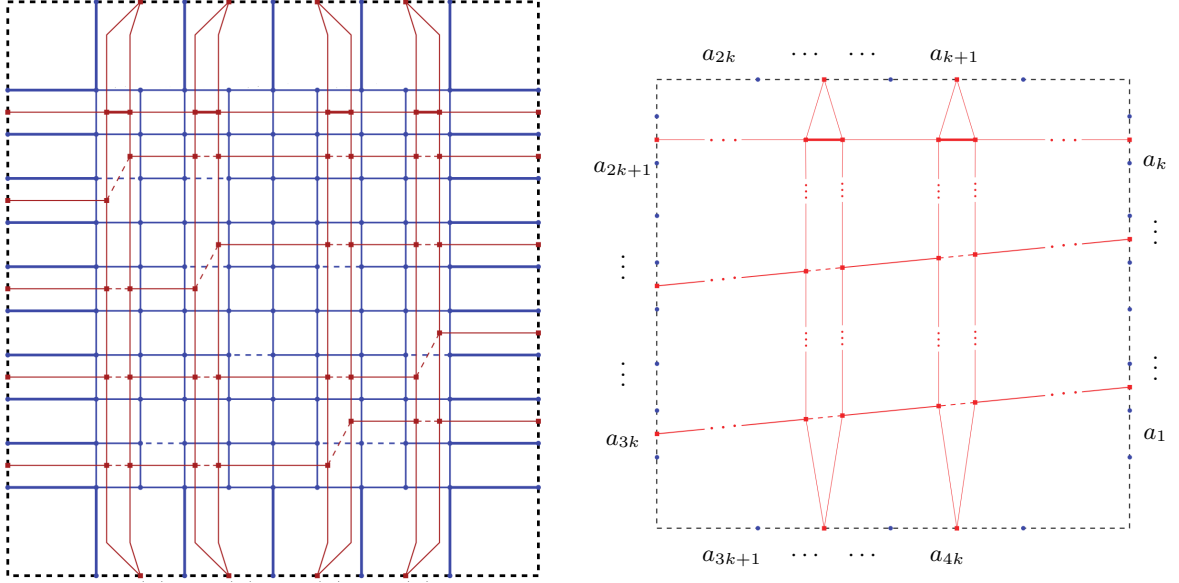


Fig. 7. An illustration of the starting step of the proof of Theorem 2.1 – an example of the construction of a hard anchored crossing number instance $H_1 \cup H_2$ from a SAT formula, taken from [3]. Columns in the construction represent the variables of the formula, and rows represent the clauses. Here H_2 is blue, and H_1 is red (detailed alone with the anchors $A_1 = (a_1, \dots, a_{4k})$ on the right). The solid thin red edges all have weight w (where w is a large integer) and the middle dashed red edges have weight $w - 1$. For the blue solid and dashed thin edges, the weights are w^2 and $w^2 - 1$, respectively (with a slight exception of the topmost blue horizontal path), and the red and blue thick edges have weight w^4 .

This construction will hence preserve the optimality of solutions, only numerically shifted up by $+(2k+1)w^{13} + (k-1)(w-1)w^{12}$, if we can ensure by a choice of R_2 that the paths Q_1^1, \dots, Q_{k-1}^1 indeed can cross R in one of their weight- $(w-1)$ edges, which we discuss in the rest of the proof.

We explain, on a high level, the basic ideas of the reduction in [3]. For every choice of a variable x_i , $1 \leq i \leq k$, and a clause c_j , $1 \leq j \leq k-1$, of the formula φ , the blue graph H_2 contains one 3×3 square subgrid $H_2[x_i, c_j]$ (i.e., four adjacent square blue faces in the picture). Note that Figure 7 indexes the variables right to left and the clauses bottom up. Routing the red paths Q_i^2, Q_i^3 of x_i through the left pair of square faces of $H_2[x_i, c_j]$ means selecting the value $x_i = T$. Routing the red path Q_j^1 of the clause c_j through the lower pair of square faces of $H_2[x_i, c_j]$ means that c_j is not satisfied by any of the variables x_1, \dots, x_i , routing Q_j^1 through the upper pair of square faces of $H_2[x_i, c_j]$ means that c_j is satisfied by some of x_1, \dots, x_{i-1} , and “jumping up” Q_j^1 from lower square(s) of $H_2[x_i, c_j]$ to upper square(s) means that c_j is satisfied by the literal of the variable x_i . The special path Q_k^1 has no such options, and causes no problems.

So, there are altogether $2 \cdot 3 = 6$ possible ways of routing the red edges across $H_2[x_i, c_j]$ in an optimal solution, sketched above and proved in [3]. Unfortunately, it is not possible to select an insertion of (a section of) R in $H_2[x_i, c_j]$ to satisfy the desired properties in each of the 6 ways of routing simultaneously. To simply overcome this difficulty, we add a bunch of dummy all-positive variables in a bunch of dummy clauses satisfied by the first dummy variable x_1 , such that, overall, $x_1, x_3, \dots, x_{k'}$ (every second) for $k' = 2k+1$ are the dummy variables set to true T in an optimal solution, and that $c_2, c_4, \dots, c_{k'-1}$ are the dummy clauses which take the upper routing of their paths Q_j^1 across $H_2[x_i, c_j]$ for $i > 1$.

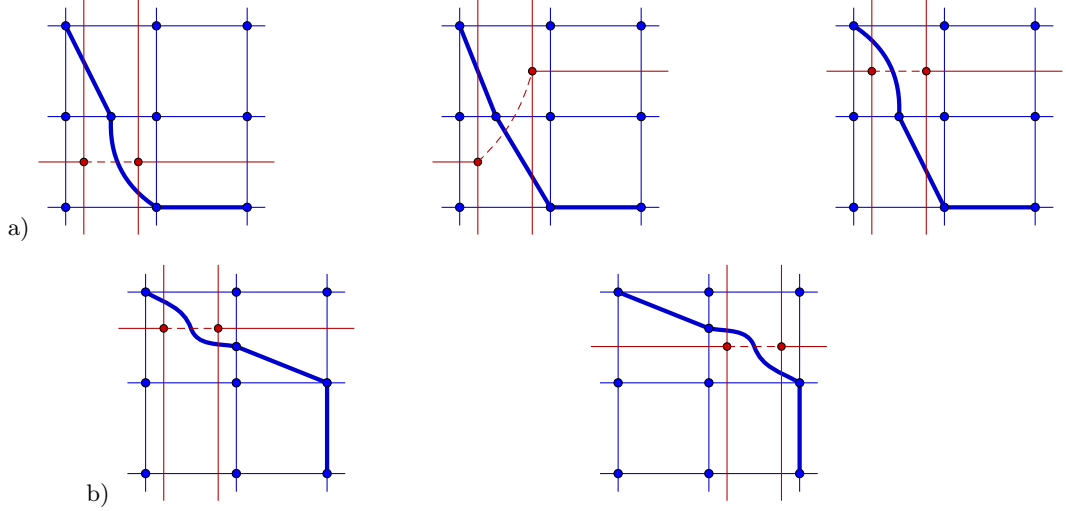


Fig. 8. An addition to the proof of Theorem 2.1; how a section of the (very heavy) blue path R is inserted into the subgrid $H_2[x_i, c_i]$. a) For odd indices i , the paths Q_i^2 and Q_i^3 are routed on the left side, and there are three possibilities for the path Q_i^1 , as depicted – in each one R crosses Q_i^1 in a dashed edge of weight $w - 1$. b) For even indices i , the path Q_i^1 is routed at the top, and there are two possibilities for the paths Q_i^2 and Q_i^3 , again as depicted – in each one R again crosses Q_i^1 in a dashed edge of weight $w - 1$.

Consider the sequence $H_2[x_i, c_i]$ of our subgrids for $i = 1, 2, \dots, k' - 1$. For every i odd, we know by the previous that the left routing of Q_i^2 and Q_i^3 can be taken, and for i even the top routing of Q_i^1 can be taken, across $H_2[x_i, c_i]$. We can thus insert the section of R in $H_2[x_i, c_i]$ as defined in Figure 8 for all $i = 1, 2, \dots, k' - 1$, and then simply finish R across the topmost corridor of $Q_{k'}^1$ along edges of H_2 , which satisfies our demand.

C Proofs for Section 3 (Main Proof: the Hardness Reduction)

As previously sketched in Figure 4, the frame anchored graph (F_k, B) is constructed as a disjoint union $F_k = F_k^1 \cup F_k^2$ and $B = B_1 \cup B_2$, where the component F_k^1 is coded as *red* and F_k^2 as *blue*. In red F_k^1 , we have the anchors $B_1 = \{r_0, r_2, r_4\}$, a cycle C_0 passing through r_2 , a path P_0 from r_0 to r_4 , and:

- The vertices of P_0 are in order $V(P_0) = (r_0, r_0^1, \dots, r_0^{2k}, r_1, r_3, r_0^{2k+1}, \dots, r_0^{4k}, r_4)$. The weights of its edges are $\omega^{41} + \mathcal{O}(k\omega^{30})$ and are exactly specified below in the proof. Regarding the collection of paths \mathcal{Q} from Theorem 2.1, their ends are identified with vertices of P_0 as $a_i = r_0^i$ for $i = 1, \dots, 4k$, and their weights are set according to Theorem 2.1 and $w = \omega^4$.
- The vertices of C_0 are in cyclic order $V(C_0) = (r_2, s_0^1, \dots, s_0^{2k}, r_1', r_3', s_0^{2k+1}, \dots, s_0^{4k}, r_2)$. The edges of C_0 are all of weight ω^{49} , and there are additional two edges $r_1' r_1$ and $r_3' r_3$ of weight $\omega^{41} - \omega^{40}$ and $4k$ edges $r_0^i s_0^i$ of weight ω^{30} for $i = 1, \dots, 4k$.

In blue F_k^2 , we have the anchors $B_2 = \{b_0, d_1, b_4\}$, a path P_1 from b_0 to b_4 , a path P_2 from c_0 to c_4 , a path R from c_2 to d_2 , three vertices d_0, d_1, d_4 , and:

- The vertices of P_1 are in order $V(P_1) = (b_0, b_0^1, \dots, b_0^k, b_1, b_0^{k+1}, \dots, b_0^{2k}, b_2, b_0^{2k+1}, \dots, b_0^{3k}, b_3, b_0^{3k+1}, \dots, b_0^{4k}, b_4)$. The vertices of P_2 are in order $V(P_2) = (c_0 = c_0^1, \dots, c_0^k, c_1, c_0^{k+1}, \dots, c_0^{2k}, c_2, c_0^{2k+1}, \dots, c_0^{3k}, c_3, c_0^{3k+1}, \dots, c_0^{4k} = c_4)$. The edges of P_1 are of weight $\omega^{49} + \mathcal{O}(k\omega^{30})$ between b_1 and b_3 and of weight $\omega^{49} + \mathcal{O}(k\omega^{34}) + \mathcal{O}(k\omega^{30})$ elsewhere, and are exactly specified below in the proof. The edges of P_2 are of weight ω^{38} between c_1 and c_3 and $\omega^{38} + \frac{4}{5}\omega^{35}$ elsewhere.
- There is an edge $b_2 c_2$ of weight $\omega^{48} + 2\omega^{38} - \omega^{34}$, two edges $b_1 c_1$ and $b_3 c_3$ of weight ω^{35} , and $4k$ edges $b_0^i c_0^i$ of weight ω^{30} for $i = 1, \dots, 4k$.

- There is a path R , as specified in Theorem 2.1(b), from c_2 to d_2 of weight ω^{48} . There are 7 additional edges $c_0d_0, d_0d_1, d_0d_2, d_1d_4, d_2d_4, d_4c_4$, each of weight ω^{49} .

One can easily check from Figure 4 that each of (F_k^1, B_1) and (F_k^2, B_2) is anchored planar.

Lemma 3.1.* *The anchored crossing number of the PP anchored graph (F_k, B) defined above, for $k \geq 2$ and any sufficiently large ω (divisible by $5(5k+7)$), equals*

$$\begin{aligned} \text{cr}_a(F_k, B) = \gamma(k) := & 2\omega^{90} - \omega^{89} + (4k+2)\omega^{79} + 2\omega^{76} - \omega^{75} + 4k\omega^{71} \\ & + c_1(k)\omega^{65} + c_2(k)\omega^{60} + 3k\omega^{52} - k\omega^{48} + 6k\omega^{42} + \frac{12}{5}k\omega^{39}, \end{aligned}$$

where $c_1(k) = \frac{2}{5(5k+7)}(30k^2 + 58k + 20)$ and $c_2(k) = \frac{2}{3(5k+7)}(16k^3 + 39k^2 + 20k)$.

Any anchored drawing of (F_k, B) with at most $\gamma^+(k) := \gamma(k) + \omega^{34} - \omega^{30} - 1$ crossings² is homeomorphic, with a possible exception of the paths of \mathcal{Q} , to that in Figure 4, and the internal vertices of all paths of \mathcal{Q} are drawn in the gadget region and their edges cross the path P_2 from c_0 to c_4 and R as depicted.

Proof. The arguments sketched in the main paper body actually present a full proof of Lemma 3.1 except for the technical steps (2) and (4). We hence do not repeat the other arguments, but only give details of these two steps

Regarding (2), once we prove that all three c_1b_1, c_2b_2, c_3b_3 cross P_0 , we raise the lower bound from (1) to at least $2\omega^{90} - \omega^{89} + (4k+2)\omega^{79} + 2\omega^{76} - \omega^{75} > \gamma^+(k) - \omega^{72}$, and hence P_2 could not cross P_0 and had to be above it. It thus suffices to analyze all possibilities that some of c_1b_1, c_2b_2, c_3b_3 do not cross P_0 .

- Neither of c_1b_1, c_3b_3 cross P_0 . Then (regardless of c_2b_2) the weight of crossings of order ω^{76} sums to at least $2 \cdot \frac{4}{5}\omega^{76}$ between P_0 and P_2 , precisely, with the sections of P_2 between c_0-c_1 and c_3-c_4 . In addition to that, we have a subpath from b_0 to b_4 , using the edges b_1c_1, b_3c_3 and the section of P_2 between c_1-c_3 , of weight $\frac{2}{5}\omega^{35}$. This subpath must cross twice $P_0 \cup \{b_1c_1, b_3c_3\}$ and, importantly, the possible crossing(s) with P_0 is in addition to the crossings between P_0 and P_2 counted in (1) if b_2c_2 does not cross P_0 . So, this adds (neglecting the lower-order terms) $2 \cdot \frac{2}{5}\omega^{76}$ more crossings between P_0 and P_2 . Altogether, with the lower bound of (1), we get at least $2\omega^{90} - \omega^{89} + (4k+2)\omega^{79} + \frac{12}{5}\omega^{76} - \omega^{75} > \gamma^+(k)$ crossings, which is impossible.
- Exactly one of c_1b_1, c_3b_3 crosses P_0 . Here we reuse “one half” of the argument in (i.) plus the weight of the crossing of one of c_1b_1, c_3b_3 with P_0 to derive an analogous contradiction.
- Both of c_1b_1, c_3b_3 cross P_0 , but b_2c_2 does not. Then the lower bound from the arguments of (1) can be slightly improved, since the path R and twice the path P_2 cross P_0 , and in addition to that, we count the crossings of c_1b_1 and c_3b_3 with P_0 . So, we improve it to at least $2\omega^{90} - \omega^{89} + (4k+2)\omega^{79} + 2\omega^{76} > \gamma(k) + \omega^{75} - \omega^{72} > \gamma^+(k)$, which is again impossible.

Regarding (4), we first note that the graph (F_k, B) is symmetric along the vertical axis, except the paths of \mathcal{Q} . Since the paths of \mathcal{Q} are handled only after our point, we can now assume full symmetry and prove the claim only for the right-hand side of (F_k, B) , as depicted in Figure 5, and then multiply the crossings by 2.

We recapitulate where we stand with our drawing of (F_k, B) after (1)–(3). We have got pairwise noncrossing cycle C_0 and paths P_1, P_0 and P_2 drawn in this order bottom up (Figure 4).

² Note the important role of $\gamma^+(k) > \gamma(k)$ in this statement; while a drawing of (F_k, B) with $\gamma(k)$ exists, any drawing which “looks differently than stated above” must use many more, namely more than $\gamma^+(k)$, crossings. Consequently, we get a sufficiently large interval of the crossing number values within which drawing(s) of (F_k, B) must “behave nicely”, and which is large enough to accommodate the further hardness reduction in the proof of Theorem 1.2.

All crossings of weight of order ω^{66} and higher have already been counted to equality with $\gamma(k)$. There are two edges of weight $\omega^{41} - \omega^{40}$ between C_0 and P_0 crossing P_1 , and $4k$ such edges of weight ω^{30} . There is an edge of weight $\omega^{48} + 2\omega^{38} - \omega^{34}$ and two edges of weight ω^{35} between P_1 and P_2 crossing P_0 , and again $4k$ such edges of weight ω^{30} . Besides the already counted weights, these listed edges contribute crossings of weights of order only ω^{65} and ω^{60} (including their possible mutual crossings).

Our proof strategy is the following; we will show a concrete drawing, called the *normal drawing*, in which the above described crossings contribute exactly as expected in the formula for $\gamma(k)$ in the part $c_1(k)\omega^{65} + c_2(k)\omega^{60}$ (the drawing in Figure 5), and then we will argue that in any drawing in which the above listed edges (the vertical blue and red ones of weights ω^{35} and ω^{30}) are not as in our normal drawing, we can decrease the total crossing number by $\Omega(\omega^{60})$. This possible drop in the crossing number in turn certifies that the arbitrary considered drawing would exceed $\gamma^+(k)$ crossings, and hence is impossible in our claim. In this setup of a proof, it also comes for free that all crossings potentially occurring in (F_k, B) , which are not counted prior to this point and are not among the crossings listed above, are of weight of order strictly less than ω^{60} .

The weights of the edges of P_0 and P_1 are precisely as follows (Figure 5):

- i. For P_0 , $V(P_0) = (r_0, r_0^1, \dots, r_0^{2k}, r_1, r_3, r_0^{2k+1}, \dots, r_0^{4k}, r_4)$, the weight of $r_1 r_3$ is exactly ω^{41} , the weight of $r_0^{2k} r_1$ and of $r_3 r_0^{2k+1}$ is $\omega^{41} + \frac{2}{5k+7}\omega^{30}$, the weight of $r_0^{2k+i-1} r_0^{2k+i}$ and of $r_0^{2k-i+1} r_0^{2k-i}$ is $\omega^{41} + \frac{i(i+1)}{5k+7}\omega^{30}$ for $i = 2, \dots, 2k$, and the weight of $r_0 r_0^1$ and of $r_0^{4k} r_4$ is $\omega^{41} + \frac{(2k+1)(2k+2)}{5k+7}\omega^{30}$.
- ii. For P_1 , $V(P_1) = (b_0, b_0^1, \dots, b_0^k, b_1, b_0^{k+1}, \dots, b_0^{2k}, b_2, b_0^{2k+1}, \dots, b_0^{3k}, b_3, b_0^{3k+1}, \dots, b_0^{4k}, b_4)$, we resort to describing the weights only from b_2 till b_4 . The weight of $b_2 b_0^{2k+1}$ is exactly ω^{49} , the weight of $b_0^{2k+i} b_0^{2k+i+1}$ is $\omega^{49} + \frac{i(i+2)}{5k+7}\omega^{30}$ for $i = 1, \dots, k-1$, the weight of $b_0^{3k} b_3$ is $\omega^{49} + \frac{k(k+2)}{5k+7}\omega^{30}$, the weight of $b_3 b_0^{3k+1}$ is $\omega^{49} + \frac{2}{5}\omega^{35} + \frac{(k+1)(k+3)}{5k+7}\omega^{30}$, the weight of $b_0^{3k+i} b_0^{3k+i+1}$ is $\omega^{49} + \frac{2}{5}\omega^{35} + \frac{(i+k+1)(i+k+3)}{5k+7}\omega^{30}$ for $i = 1, \dots, k-1$, and the weight of $b_0^{4k} b_4$ is $\omega^{49} + \frac{2}{5}\omega^{35} + \frac{(2k+1)(2k+3)}{5k+7}\omega^{30}$.

We count the crossings in a normal drawing as in Figure 5:

- Concerning total crossings of weight of order ω^{65} , we have $2k$ red edges of weight ω^{30} crossing the sections of P_1 between b_0 – b_1 and b_3 – b_4 , and two blue edges of weight ω^{35} crossing P_0 in edges of weight $\frac{(k+1)(k+2)}{5k+7}$. In total

$$\begin{aligned} 2k\omega^{30} \cdot \frac{2}{5}\omega^{35} + 2\omega^{35} \cdot \frac{(k+1)(k+2)}{5k+7}\omega^{30} &= \frac{2}{5(5k+7)}(30k^2 + 58k + 20)\omega^{65} \\ &= c_1(k)\omega^{65}. \end{aligned}$$

- Concerning total crossings of weight of order ω^{60} , and considering only the right-hand side as in Figure 5, we get crossings of $2k$ red edges of weight ω^{30} with the edges of P_1 from b_0^{2k+1} to b_0^{4k} , and crossings of $2k$ blue edges of weight ω^{30} with the edges of P_0 from r_3 to r_4 except with the edge of weight $\frac{(k+1)(k+2)}{5k+7}$ (counted in the previous point). These sum to

$$\begin{aligned} \omega^{30} \cdot \sum_{i=1}^{2k} \frac{i(i+2)}{5k+7}\omega^{30} + \omega^{30} \cdot \left[\sum_{i=1}^{2k+1} \frac{i(i+1)}{5k+7} - \frac{(k+1)(k+2)}{5k+7} \right] \omega^{30} \\ = \frac{1}{3(5k+7)}(16k^3 + 39k^2 + 20k), \end{aligned}$$

which multiplied by 2 gives $c_2(k)$.

Now, we handle an arbitrary drawing of (F_k, B) which conforms to the bounds shown in (1)–(3), but is not our normal drawing described by Figure 5. As argued above, it is enough for this purpose to consider only edges depicted in Figure 5, and know that the depicted vertical edges indeed cross the horizontal paths P_1 and P_2 somewhere. Crossings of weight of order strictly higher than ω^{65} are not relevant in this analysis (as they are enforced and have been counted, and so new such ones cannot even arise), and crossings of weight of order strictly less than ω^{60} can be ignored at this stage (by the choice of sufficiently large ω).

We denote by $t_i^0 = \frac{i(i+1)}{5k+7}$ and $t_i^1 = \frac{i(i+2)}{5k+7}$, and refer to Figure 5. The i -th edge of the red path P_0 , counted from r_3 towards r_4 , is of weight $\omega^{41} + t_i^0 \omega^{30}$, and the $(i+1)$ -th edge of the blue path P_1 , counted from b_2 towards b_4 , is of weight $\omega^{49} + t_i^1 \omega^{30}$, resp. of weight $\omega^{49} + \frac{2}{5} \omega^{35} + t_i^1 \omega^{30}$ if $i > k$. We also denote the vertical red edges (of weight ω^{30}) incident to the path P_0 by f_1^0, \dots, f_{2k}^0 such that f_i^0 is incident to the vertex r_0^{2k+i} , and the vertical blue edges (of weight again ω^{30}) incident to the path P_1 by f_1^1, \dots, f_{2k+1}^1 such that f_i^1 is incident to the vertex b_0^{2k+i} for $i \leq k$, f_{k+1}^1 is incident to b_3 , and f_i^1 is incident to b_0^{2k+i-1} for $i \geq k+2$.

One can easily check that in our normal drawing, we have, naturally, f_i^0 crossing P_1 in the edge of weight coefficient t_i^1 , f_j^1 crossing P_0 in the edge of weight coefficient t_j^0 , and no f_i^0 is crossing any f_j^1 . Assume that the drawing of f_i^0 violates some of the previous conditions.

- i. Assume that f_i^0 crosses f_j^1 for some $j \leq i$, and that $i - j$ is minimized with respect to that. The minimality assumption implies that f_j^1 crosses P_0 in the edge of t_{i-1}^0 . We may “slide” the vertex r_0^{2k+i} along the drawing of P_0 towards r_0^{2k+i-1} , such that the crossing of f_j^1 with P_0 changes to the edge of weight coefficient t_i^0 . This increases the crossing weight on P_0 by $(t_i^0 - t_{i-1}^0) \omega^{30+30} \leq \frac{4k}{5k+7} \omega^{60} < (1 - \frac{1}{5}) \omega^{60}$ (resp., the same expression with ω^{65} if $f_j^1 = b_3 c_3$). On the other hand, this move saves ω^{60} (resp., ω^{65}) weight of crossing between f_i^0 and f_j^1 , hence decreasing the total number of crossings by at least $\frac{1}{5} \omega^{60}$.
- ii. A case that f_i^0 crosses f_j^1 for some $j > i$ is solved analogously, with “sliding” the vertex r_0^{2k+i} along P_0 towards r_0^{2k+i+1} .
- iii. For the rest, we consider that no f_i^0 is crossing any f_j^1 . Assume that f_i^0 crosses P_1 in the edge of weight coefficient t_j^1 for $j < i$, and that $i - j$ is maximized with respect to that. Further assume that $f_j^1 \neq b_3 c_3$. The maximality assumption, together with f_j^1 not crossing any $f_{i'}^0$, imply that f_j^1 crosses P_0 in the edge of t_{i+1}^0 . We now simultaneously “slide” the end of f_i^0 along the drawing of P_0 to the right and the end of f_j^1 along the drawing of P_1 to the left, such that f_i^0 and f_j^1 (informally) exchange positions.

On the path P_1 , we gain crossings of weight $(t_{j+1}^1 - t_j^1) \omega^{30+30} = \frac{2j+3}{5k+7} \omega^{60}$. On the path P_0 , we save crossings of weight $(t_{i+1}^0 - t_i^0) \omega^{30+30} = \frac{2i+2}{5k+7} \omega^{60}$. And since $i \geq j+1$, we decrease the total crossings by at least $\frac{1}{5k+7} \omega^{60}$.

- iv. Under the same initial assumption as in (iii.), we consider the subcase that $f_j^1 = b_3 c_3$. Then the same modification of the drawing causes the following. On the path P_1 , we gain crossings of weight $\frac{2}{5} \omega^{35+30}$, neglecting the lower order term. On the path P_0 , we save crossings of weight $(t_{i+1}^0 - t_i^0) \omega^{30+35} = \frac{2i+2}{5k+7} \omega^{65}$. Since $i \geq k+1$ in this case, we decrease the total crossings by at least $(\frac{2(k+1)+2}{5k+7} - \frac{2}{5}) \omega^{65} \geq \frac{1}{5(5k+7)} \omega^{65}$.
- v. We analogously handle the cases as (iii.) and (iv.) with $j > i$. If $f_j^1 \neq b_3 c_3$, we decrease the total crossings by at least $(t_j^1 - t_{j-1}^1) \omega^{30+30} - (t_{i+1}^0 - t_i^0) \omega^{30+30} = (\frac{2j+1}{5k+7} - \frac{2i+2}{5k+7}) \omega^{60} \geq \frac{1}{5k+7} \omega^{60}$. If $f_j^1 = b_3 c_3$, we have $i \leq k$ and the saving is at least $(\frac{2}{5} - \frac{2k+2}{5k+7}) \omega^{65} \geq \frac{4}{5(5k+7)} \omega^{65}$.

The proof of Lemma 3.1 is finished.