

EXPLICIT FEEDBACK SYNTHESIS DRIVEN BY QUASI-INTERPOLATION FOR NONLINEAR ROBUST MODEL PREDICTIVE CONTROL

SIDDHARTHA GANGULY AND DEBASISH CHATTERJEE

Systems & Control Engineering
IIT Bombay, Powai
Mumbai 400076, India

urls: <https://sites.google.com/view/siddhartha-ganguly>
<https://www.sc.iitb.ac.in/~chatterjee>

emails: (sganguly,dchatter}@iitb.ac.in

ABSTRACT. We present QuIFS (Quasi-Interpolation driven Feedback Synthesis) — an offline feedback synthesis algorithm for explicit nonlinear robust minmax model predictive control (MPC) problems with guaranteed quality of approximation. The underlying technique is driven by a particular type of grid-based quasi-interpolation scheme. The QuIFS algorithm departs drastically from conventional approximation algorithms that are employed in the MPC industry (in particular, it is neither based on multi-parametric programming tools nor does it involve kernel methods), and the essence of their point of departure is encoded in the following *challenge-answer* approach: Given an error margin $\varepsilon > 0$, compute a feasible feedback policy that is *uniformly* ε -close to the optimal MPC feedback policy for a given nonlinear system subjected to hard constraints and bounded uncertainties. Conditions for closed-loop stability and recursive feasibility under the approximate feedback policy are also established. We provide a library of numerical examples to illustrate our results.

§ 1. INTRODUCTION

Model Predictive Control (MPC) is a model-based dynamic optimization method and it has evolved into one of the most practical and suitable control synthesis methodology over the years. MPC has found its way into several industries such as, chemical, oil and gas production, electrical, finance, and robotics, apart from a host of others. It distinguishes itself in being perhaps the most versatile technique for incorporating constraints of a given problem directly at the synthesis stage, thereby directly adhering to the idea behind equipping machines with intelligence and achieving a clean technique of automation. The readers are pointed towards the recent survey articles [May14, May16] and the detailed texts [RMD17, GP17] for a panoramic picture of the area.

Let us briefly cast a glance at the MPC strategy viewed from an abstract level: Representing the underlying (discrete-time) dynamical system by $x^+ = f(x, u)$, where the mapping f captures the model of the system and x^+ refers to the successor state when the current state

Date: 6th June 2023 1:23am GMT.

Siddhartha Ganguly is supported by the PMRF grant RSPMRF0262, from the Ministry of Education, Govt. of India. The authors are with Systems & Control Engineering, IIT Bombay.

is x and the control action u is applied, we formulate a finite-horizon constrained optimal control problem

$$(1.1) \quad \begin{aligned} & \underset{U}{\text{minimize}} && \sum_{k=0}^{N-1} c(\xi(k), \mu(k)) + c_F(\xi(N)) \\ & \text{subject to} && \begin{cases} \text{dynamics } \xi^+ = f(\xi, \mu), \xi(0) = \bar{x}, \\ \xi(k) \in \mathbb{M}, \mu(k) \in \mathbb{U}, \xi(N) \in \mathbb{M}_F, \\ U := (\mu(0), \dots, \mu(N-1)). \end{cases} \end{aligned}$$

Here N is a pre-assigned positive integer, $c(\cdot, \cdot)$ and $c_F(\cdot)$ are per-stage and final cost functions, respectively, and $\mathbb{M}, \mathbb{M}_F, \mathbb{U}$ are suitable (nonempty) sets of admissible states, admissible final states, and admissible control actions, respectively. The underlying control system states x_t are gathered at time t and the problem (1.1) is solved with $\bar{x} = x_t$, which produces an optimal sequence $U^* \in \mathbb{U}^N$ of control actions. The first component $\mu^*(0)$ is applied to the underlying dynamical system as $u(t) = \mu^*(0)$, following which the time is incremented by 1, and the preceding procedure is repeated, this time with $\xi(0) = x_{t+1}, \dots$. Since the control action $\mu^*(0)$ depends on the initial state \bar{x} (in addition to the parameters of the underlying system) in (1.1), the MPC strategy described above provides a *feedback* implicitly because $u(t)$ is dependent on the states $x(t)$ at each t . The task of *explicit MPC* is to extract this implicit feedback and furnish the corresponding feedback mapping.¹

The industry of *explicit MPC* has a rich history, and we point the interested reader to the detailed survey article [AB09] for a sweeping perspective of the area. The importance of the explicit method is underscored by the fact that the online computation of $u(t) = \mu^*(0)$ at each t may be replaced by a function evaluation at each $x(t)$, thereby at least in spirit speeding up the computation of the MPC control by orders of magnitude. Most of the techniques in explicit MPC rely essentially on multiparametric programming, and while exact characterizations of optimal feedbacks are available for a wide class of system models, for numerical tractability reasons most of the applicable results are limited to the *linear/affine* models. In this linear/affine regime, under mild hypotheses the optimal implicit feedback turns out to be a piece-wise affine mapping [BMDP02]. Several approaches to explicit MPC for nonlinear models have been developed, and “approximation” seems to be the driving force behind them; naturally, such efforts are accompanied by the key computational challenge of our times — *the curse of dimensionality*, and that problem persists herein. Among the vast literature on the subject, we mention the following: Early contributions from the approximation perspective came from [PZ95] via neural network approximation. A binary search tree and orthogonal decomposition based algorithm to approximate the feedback function via piecewise affine approximations was established in [Joh04] and its precursors. In [CFM09] a survey of set membership based approximation methods for linear and nonlinear MPC problems was provided. Offline approximation of possibly discontinuous predictive laws was studied in [PFP⁺13]. In [GC12] and [MRCA06] an offline algorithm based on partition of the critical regions of the underlying state space was established for a class of linear controlled dynamical systems with bounded uncertainties. A multiresolution wavelet based approximation method was introduced for both linear [SJLM11] and nonlinear MPC [RRS⁺12] with guaranteed stability and feasibility of the feedback system; these contributions are perhaps closest to our approach although the estimates provided herein are *uniform* and rigorous. We also refer the reader to the collection [MRA09] for a panoramic perspective of explicit MPC at large.

¹Of course, a *mapping* can be defined when at each \bar{x} there exists a unique solution of (1.1); even otherwise, it is conceivably possible to appeal to the axiom of choice to define a map, and/or to the diverse array of selection theorems in the theory of set-valued maps to construct such a map with specific properties.

Our contributions. In the article at hand we establish a novel grid-based technique — QuIFS (Quasi-Interpolation driven Feedback Synthesis), for the construction of explicit feedback maps based on quasi-interpolation. It is important to point out several aspects of our results at this stage, and we shall adopt a comparative rhetoric for listing the features of our technique for the ease of delineating our contributions:

- (A) QuIFS is driven by a special type of interpolation on a uniform cardinal grid and provides strict guarantees of uniform approximation on potentially *unbounded* sets under mild hypotheses. While we do not furnish the optimal feedback (we do *not* solve the Bellman equation/recursion), we demonstrate that the difference between the optimal feedback and the approximating map can be made smaller than any *pre-assigned* error tolerance *uniformly across the state-space*. No other technique is, at the moment and to the best of our knowledge, capable of providing such strong guarantees.
- (B) The QuIFS algorithm applies to *nonlinear systems* and *non-convex cost functions*. It relies on coarse properties of the optimal feedback such as Lipschitz continuity, etc., rather than more detailed local structural properties; information concerning such coarse properties may be distilled directly from the problem data. This is a crucial point of departure from multiparametric techniques and deserves to be underlined. Of course, the optimal feedback is piecewise affine in the linear/affine setting under appropriate hypotheses; this important observation is now classical and follows from central results of multiparametric programming in this context. In contrast, nonlinear models in the presence of non-convex cost functions may lead to high degree of structural complexity, over and beyond the piecewise affine regime, of the optimal feedback, which makes it extremely difficult to find appropriate parametrization of such feedback maps.² Ours being an interpolation driven technique, an approach via multiparametric programming turns out to be unnecessary in our setting; merely the ability to compute solutions to finite-horizon optimal control problems analogous to (1.1) at each point of the feasible set is sufficient.
- (C) The complexity of the offline computations associated with QuIFS, *as it stands today*, is exponential in the number of states because the technique relies on a uniform grid. Recall [BMDP02, §4.4] that the complexity of standard explicit MPC for linear/affine models scales exponentially with the number of constraints in the worst case. For us, however, the complexity scales exponentially *only* with the state-dimension, the number of constraints plays *no* role.
- (D) QuIFS provides approximation error guarantees measured with respect to the *uniform metric*. Traditional function approximation based on sampling techniques are broadly classifiable into parametric or non-parametric types. In the former case, expansion of the optimal feedback in terms of, e.g., Ritz bases or dictionaries, and in the latter case, expressing the unknown function as, e.g., a member of some reproducing kernel Hilbert space, are both rooted in Hilbert space methods. There appears to be no reasonable mechanism to prevent the Gibbs's phenomenon (waterbed effect) that typically leads to wild and large-amplitude oscillations at the boundary of the feasible domains, and such approaches do *not*, in general, provide *uniform approximation error guarantees*. Since the uniform error metric is employed herein and is indeed necessary to ensure recursive feasibility (see Remark (2.6) for a discussion), our approach provides perhaps the closest approximation of the optimal feedback available today, and this is achieved *without* solving the associated Bellman equations/recursions.
- (E) Our chief technical tool — a particular type of quasi-interpolation — conforms to neither of the two types of interpolation-based approximation techniques mentioned in (D), and departs sharply from the typical approximation theoretic tools that ensure

²In view of the current state of affairs of numerical analysis, parametrizing the optimal feedback (e.g., as along the lines of the Ritz method) does not appear to be a promising direction.

asymptotic convergence as the length of the sampling interval converges to 0. The upper bound on the uniform error is a function $\psi_0(\cdot, \cdot)$ of *two* parameters — the discretization interval $h > 0$ and the shape parameter $\mathcal{D} > 0$. For a *prespecified uniform error margin* $\varepsilon > 0$, it is always possible to pick the pair (h, \mathcal{D}) such that $\psi_0(h, \mathcal{D}) < \varepsilon$.³ Consequently, the synthesis process is *one-shot*; iterative correction procedures involving steps such as first a selection of the discretization interval, followed by the verification of whether the ensuing error satisfies a given threshold, and retuning the discretization interval if the threshold is not attained, etc., are entirely unnecessary. For the same reason, there is no utility of the standard log-log plots of the error in our setting.

- (F) It is possible to pick the discretization interval (and a certain ‘shape parameter’) a priori in order to ensure that the uniform error between the optimal feedback and the approximated one stays *below the machine precision of floating point arithmetic*. Of course, the resulting computational burden may be difficult to achieve with low-fidelity hardware, but it is not so with the aid of sufficiently rich computational resources.

Organization. This article unfolds as follows. The primary problem that we address in this article is formulated in §2. The main contribution of this article has been presented in §3. Our main results consists of two parts: the Lipschitz extension and interpolation algorithm and the closed loop stability results under the proposed approximation scheme. In §4 we focus on the linear MPC regime and develop a specilized version of the more general theory presented in §2 and §3. A host of numerical examples are presented in §5 to illustrate the effectiveness of the proposed algorithm. Finally the two Appendices §7 and §8 contains several preliminaries on the quasi-interpolation scheme, multiparametric optimization, and input-to-state stability results.

Notation. We employ standard notation in this article. We let $\mathbb{N}^* := \{1, 2, \dots\}$ denote the set of positive integers, $\mathbb{N} := \mathbb{N}^* \cup \{0\}$, and \mathbb{Z} denote the integers. The vector space \mathbb{R}^d is assumed to be equipped with standard inner product $\langle v, v' \rangle := \sum_{j=1}^d v_j v'_j$ for every $v, v' \in \mathbb{R}^d$. Let X be an arbitrary subset of \mathbb{R}^d ; by $\text{int } X$ we denote the interior of X , and ∂X denotes the boundary of X . Given a set $\mathcal{A} \subset \mathbb{R}^d$ the point-to-set distance from any point $p_0 \in \mathbb{R}^d$ to \mathcal{A} is denoted by $d(p_0, \mathcal{A}) := \inf_{p_1 \in \mathcal{A}} |p_0 - p_1|$. We denote the uniform norm via the notation $\|\cdot\|_{\text{u}}$; more precisely, for a real-valued bounded function f defined on a set S , it is given by $\|f\|_{\text{u}} := \sup_{x \in S} |f(x)|$. The ℓ -dimensional closed ball centered at x and of radius η with respect to the uniform norm is denoted by $B_{\text{u}}^{\ell}[x, \eta]$. Recall that a function $[0, +\infty[\ni r \mapsto \alpha(r) \in [0, +\infty[$ belongs to:

- class \mathcal{K} if $\alpha(\cdot)$ is continuous, monotone strictly increasing, and $\alpha(0) = 0$;
- class \mathcal{K}_{∞} if $\alpha(\cdot) \in \mathcal{K}$ and $\alpha(r) \xrightarrow[r \rightarrow +\infty]{} +\infty$;
- class \mathcal{L} if $\alpha(\cdot)$ is continuous, strictly decreasing, and $\lim_{r \downarrow 0} \alpha(r) = 0$.

A continuous function $\beta : [0, +\infty[^2 \rightarrow [0, +\infty[$ belongs to class \mathcal{KL} if $\beta(\cdot, s) \in \mathcal{K}$ and $\beta(r, \cdot) \in \mathcal{L}$ for each s, r . For X and Y subsets of Euclidean spaces, the set of r -times continuously differentiable functions from X to Y is denoted by $\mathcal{C}^r(X; Y)$.

§2. PROBLEM FORMULATION

The fundamental object of interest in this article is a discrete-time autonomous (possibly nonlinear) control system given by the recursion

$$(2.1) \quad x_{t+1} = f(x_t, u_t, w_t), \quad x_0 \text{ given}, \quad t \in \mathbb{N},$$

³However, for a fixed $\mathcal{D} > 0$, we do *not* have $\psi_0(h, \mathcal{D}) \xrightarrow[h \downarrow 0]{} 0$.

with the following data:

- ((2.1)-a) $x_t \in \mathbb{R}^d$, $u_t \in \mathbb{R}^m$, and $w_t \in \mathbb{R}^p$ are, respectively, the vectors of the states, the control actions, and the uncertainty elements at time t ;
- ((2.1)-b) the ‘vector field’ $\mathbb{R}^d \times \mathbb{R}^m \times \mathbb{R}^p \ni (\xi, \mu, \nu) \mapsto f(\xi, \mu, \nu) \in \mathbb{R}^d$ is continuous and $f(0, 0, 0) = 0$;
- ((2.1)-c) the system (2.1) is subjected to the state and control action constraints

$$x_t \in \mathbb{M} \text{ and } u_t \in \mathbb{U} \quad \text{for all } t \in \mathbb{N},$$

where \mathbb{M} is a nonempty closed subset of \mathbb{R}^d ; \mathbb{U} is a nonempty compact subset of \mathbb{R}^m , each containing the respective origin in its interior;

- ((2.1)-d) the uncertainty in the system, captured by w_t at each time t , is assumed to be bounded, i.e.,

$$w_t \in \mathbb{W} \quad \text{for all } t \in \mathbb{N},$$

where $\mathbb{W} \subset \mathbb{R}^p$ is a compact set containing the element $0 \in \mathbb{R}^p$ in its interior.

Our objective is to control the system (2.1) in a fashion that respects, if possible, all the given preassigned constraints on the states and control actions irrespective of the uncertainties. This is well-known to be a spectacularly difficult problem in general, and one of the most successful techniques for the constructive synthesis of control strategies under the preceding premise is that of model predictive control (MPC); we shall focus on this technique in the sequel.

As key ingredients of the MPC strategy, we assume that the following data are given to us:

- ((2.1)-e) a time horizon $N \in \mathbb{N}^*$,
- ((2.1)-f) a jointly continuous *cost-per-stage* function

$$\mathbb{R}^d \times \mathbb{R}^m \ni (\xi, \mu) \mapsto c(\xi, \mu) \in [0, +\infty[$$

and a continuous *final-stage cost* function

$$\mathbb{R}^d \ni \xi \mapsto c_F(\xi) \in [0, +\infty[$$

satisfying $c(0, 0) = 0$ and $c_F(0) = 0$;

- ((2.1)-g) a specified terminal set \mathbb{M}_F , and
- ((2.1)-h) a class of admissible control policies Π consisting of a sequence $\pi(\cdot) := (\pi_t(\cdot))_{t=0}^{N-1}$ of measurable maps

$$\mathbb{M}^{k-1} \ni (\xi_0, \dots, \xi_{k-1}) \mapsto \pi_k(\xi_0, \dots, \xi_{k-1}) \in \mathbb{U}.$$

Given the preceding ingredients, the **baseline robust optimal control problem** underlying the MPC strategy for the system (2.1) and its accompanying data ((2.1)-a)-((2.1)-h) is given by

$$(2.2) \quad \begin{aligned} & \inf_{\pi(\cdot)} \sup_W \sum_{t=0}^{N-1} c(\xi_t, \mu_t) + c_F(\xi_N) \\ & \text{subject to} \quad \begin{cases} \xi_{t+1} = f(\xi_t, \mu_t, \nu_t) \text{ for each } t, \\ \xi_0 = \bar{x}, \mu_t = \pi_t(\xi_t), \\ \xi_t \in \mathbb{M} \text{ and } \mu_t \in \mathbb{U} \text{ for each } t = 0, \dots, N-1, \\ \nu_t \in \mathbb{W} \text{ for each } t = 0, \dots, N-1, \\ \xi_N \in \mathbb{M}_F, \\ \pi \in \Pi, W := (\nu_0, \dots, \nu_{N-1}). \end{cases} \end{aligned}$$

The ‘measured state’ $\bar{x} \in \mathbb{M}$ enters the minmax problem (2.2) as a parameter. A *solution* to (2.2) is an optimal policy

$$\pi^*(\cdot) := (\pi_t^*(\cdot))_{t=0}^{N-1},$$

and by construction it respects the state and control action constraints irrespective of the admissible uncertainties. Observe that since \bar{x} is a parameter in (2.2), if the solution $\pi^*(\cdot)$ of (2.2) is unique, then the optimal policy $\pi^*(\cdot)$ is a *mapping* of \bar{x} ; in particular, $\pi_0^*(\cdot)$ is a *feedback*,⁴ defined on the set of feasible initial states for which the MPC problem (2.2) admits a solution. The robust MPC algorithm proceeds by measuring the states x_t of (2.1) at time t , setting $\bar{x} = x_t$ in (2.2), solving (2.2) to obtain an optimal policy $\pi^*(\cdot)$, setting $u_t := \pi_0^*(\bar{x})$ in (2.1), incrementing time to $t + 1$, and repeating the preceding steps.

The baseline robust optimal control problem (2.2) is, in general, numerically intractable despite being perfectly sensible in theory. A few isolated cases of tractable solutions under specific assumptions centering around convexity are known and as such are extremely valuable. We shall *not* be concerned with the numerical tractability of (2.2); instead, we focus on synthesizing a tight *approximation* of the first entry $\pi_0^*(\cdot)$ of the optimal policy *assuming that it can be evaluated at point values*. We measure tightness with respect to the *uniform norm* on the underlying space \mathbb{R}^d , and the designer is permitted to specify the threshold of tightness, say $\varepsilon > 0$, before the synthesis procedure. Accordingly, if $\pi_0^\dagger(\cdot)$ is an approximation of $\pi_0^*(\cdot)$, then we stipulate that

$$\left\| \pi_0^*(\cdot) - \pi_0^\dagger(\cdot) \right\|_{\mathbb{U}} \leq \varepsilon.$$

In other words, we have $\|\pi_0^*(y) - \pi_0^\dagger(y)\| \leq \varepsilon$ for all y in the set of feasible initial states for (2.2).

Such an approximation procedure, naturally, generates an error that enters the system in the form of an uncertainty in the control actions. Naturally, one must accommodate these uncertainties at the design stage in order to ensure, at least, recursive feasibility. To account for this uncertainty due to the approximation error, we are faced with solving a robust optimal control problem that has several common features with (2.2) at the level of cost and constraint specifications, but differs at the level of the dynamics. To wit, we define the discrete-time controlled system

$$(2.3) \quad x_{t+1} = \tilde{f}(x_t, u_t, (w_t, v_t)), \quad x_0 \text{ given}, \quad t \in \mathbb{N},$$

where

((2.3)-a) the right-hand side of (2.3) is the mapping

$$\mathbb{M} \times \mathbb{U} \times \mathbb{W} \times \mathbb{B}_{\mathbb{U}}^m[0, \varepsilon] \ni (\xi, \mu, (\nu, \zeta)) \mapsto \tilde{f}(\xi, \mu, (\nu, \zeta)) := f(\xi, \mu + \zeta, \nu) \in \mathbb{R}^d,$$

which is continuous because f is continuous in view of ((2.1)-b), and the uniform approximation error margin $\varepsilon > 0$ has been pre-specified;⁵

((2.3)-b) the data ((2.1)-a)–((2.1)-d) carry over to (2.3) with \tilde{f} in place of f in ((2.1)-b) modulo obvious changes;

((2.3)-c) the data ((2.1)-e)–((2.1)-h) from the baseline MPC problem (2.2) are satisfied.

⁴In the absence of uniqueness, one gets a set-valued map instead of a feedback map.

⁵Recall that this error margin $\varepsilon > 0$ is the choice of the designer.

With the preceding ingredients, our **approximation-ready robust optimal control problem** for the synthesis of receding horizon control is given by

$$(2.4) \quad \begin{aligned} & \inf_{\pi(\cdot)} \sup_W \sum_{t=0}^{N-1} c(\xi_t, \mu_t) + c_F(\xi_N) \\ & \text{subject to} \quad \begin{cases} \xi_{t+1} = \tilde{f}(\xi_t, \mu_t, (v_t, \zeta_t)) \text{ for each } t, \\ \xi_0 = \bar{x}, \mu_t = \pi(\xi_t), \\ \xi_t \in \mathbb{M} \text{ and } \mu_t \in \mathbb{U} \text{ for each } t = 0, \dots, N-1, \\ (v_t, \zeta_t) \in \mathbb{W} \times \mathbb{B}_u^m[0, \varepsilon] \text{ for each} \\ t = 0, \dots, N-1, \xi_N \in \mathbb{M}_F, \\ \pi \in \Pi, W := ((v_0, \zeta_0), \dots, (v_{N-1}, \zeta_{N-1})). \end{cases} \end{aligned}$$

(2.5). ASSUMPTION. The feasible set X_N of the problem (2.4) is nonempty and the problem (2.4) admits a unique solution $\pi^*(\cdot) = (\mu_t^*(\cdot))_{t=0}^{N-1}$ for each $\bar{x} \in X_N$.

(2.6). REMARK (Robust formulation and uniform error). The approximation-ready robust optimal control problem (2.4) relates to the system (2.1) in the following way: the fictitious noise (v_t) in (2.3) accounts for the uncertainty (noise) in the control actions that enter due to our approximation procedure. We highlight two important points:

- Any approximation procedure for explicit MPC *must* account for the uncertainties due to the approximation procedure at the design stage in order to ensure recursive feasibility. Of course, our approximation-ready robust optimal control problem (2.4) does that.
- In our results, the approximation margin ε is the choice of the designer, and this margin figures out in the definition of the mapping \tilde{f} — its domain involves the set $\mathbb{B}_u^m[0, \varepsilon]$. The problem (2.4) thereby accounts for all the uncertainties that could have entered in (2.1) by bootstrapping the noisy term at the *synthesis stage*.

It is crucial for the approximation procedure to ensure *uniform error bounds* in order to admit the preceding formulation because $(v_t)_{t \in \mathbb{N}}$ can be uniformly constrained to an ε -ball. No other \mathbb{L}_p norm bound would work here because \mathbb{L}_p -bounds do not ensure pointwise estimates in general, let alone uniform ones.

Of course, the first element $\mu_0^*(\cdot)$ of the policy solving (2.4) is of relevance to us. Our approximation procedure, to be described in the sequel, produces an approximate feedback $\mu_0^\dagger(\cdot)$ in place of $\mu_0^*(\cdot)$ that satisfies

$$(2.7) \quad \left\| \mu_0^\dagger(\cdot) - \mu_0^*(\cdot) \right\|_u \leq \varepsilon.$$

Equipped with our approximate feedback $\mu_0^\dagger(\cdot)$, our **approximate explicit MPC strategy** for (2.1) is encoded by the following two steps:

- measure the states x_t at time t ,
- apply $u_t = \mu_0^\dagger(x_t)$, increment t to $t+1$, and repeat.

Since the uncertainty in the form of the approximation error (2.7) has been accounted for in (2.4), employing the control actions $u_t = \mu_0^\dagger(x_t)$ for each t in (2.1) ensures that all the given constraints are satisfied and recursive feasibility is guaranteed.

§3. MAIN RESULT: ALGORITHM AND THEORY

We state our main results in this section in the form of an algorithm and a closed-loop stability result under the approximate feedback policy for the system (2.1) derived from

(2.4). The algorithm foreshadows the theoretical guarantees and is designed ensure recursive feasibility despite the approximation errors that creep into the explicit (approximate) feedback constructed herein via quasi-interpolation. More specifically, the algorithm provides a systematic way to extend (whenever needed) the domain of the approximation-ready feedback policy $\mu_0^*(\cdot)$ and approximate it in the *uniform sense for all feasible* initial data. The following schematic diagram provides a bird's-eye view of the extension algorithm, which we will discuss in detail in §3.1 ahead.

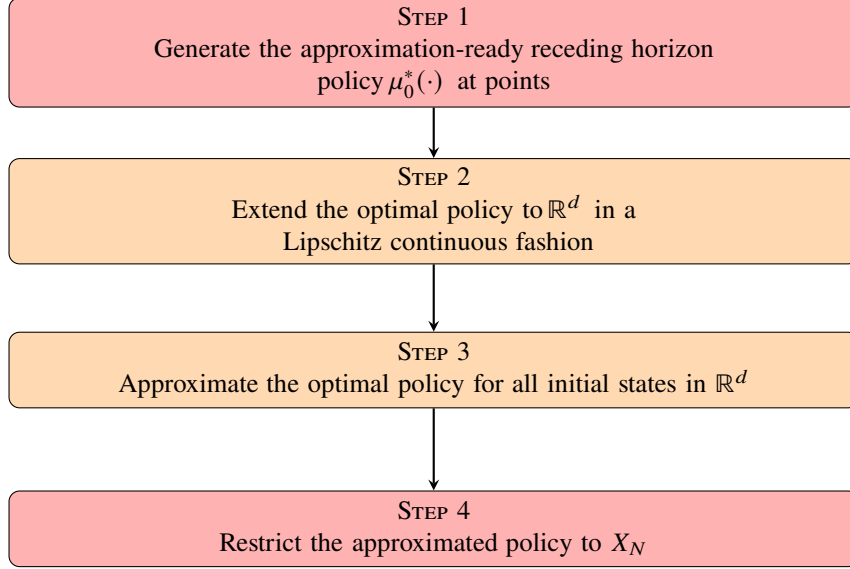


Figure 1. A flowchart of the extension algorithm

§3.1. **Lipschitz extension algorithm.** The algorithm can be segregated into four parts:

§3.1.1. *Calculation of the approximation-ready policy at points.* Recall that the optimal feedback $\mu_0^*(\cdot)$ is generated via the approximation-ready robust MPC problem (2.4). We limit our results to the case of policies that are Lipschitz continuous in the parameter \bar{x} ; this is an explicit assumption of the main result — Theorem (3.7) ahead. Regularity of this nature is important for the interpolation technique we shall employ in the sequel although generalizations can be made and will be reported in our subsequent work. To this end, we shall take the assistance of results from multiparametric programming. The problem (2.4) can be written in the form

$$(3.1) \quad J^*(\bar{x}) := \min_{\mu} \{J_0(\mu, \bar{x}) \mid G_0(\mu, \bar{x}) \leq 0\},$$

where J_0 and G_0 are functions of the parameters \bar{x} and the (finitely parameterized) policy $\mu(\cdot)$ and are associated with the cost function and the constraints, respectively, of the MPC problem (2.4). See Appendix §7.1, [GJ05] and the references therein for more details on the conversion of the MPC problem (2.4) to the form (3.1). Of course, $\mu(\cdot)$ is finitely parameterized as functions of the states or disturbances (see [Löf03], [GKM06]) for reasons of computational tractability. From this stage, from appropriate regularity conditions on J_0 and G_0 inherited from regularity conditions stipulated from the dynamics and the objective function, and with certain constraint qualification conditions being enforced, Lipschitz continuity of the minimizer $\bar{x} \mapsto \mu^*(\bar{x})$ can be inferred; see §7 for one such optimizer regularity result. Since such regularity results are not our focus, we stay content with lifting them off the shelf.

§ 3.1.2. *Extension to \mathbb{R}^d .* We shall assume that the optimal policy $\mu_0^*(\cdot)$ for (2.4) is a Lipschitz continuous (via, e.g., Theorem (7.4) presented in Appendix §7.1) map defined on X_N . This map needs to be extended in a Lipschitz continuous fashion to all \mathbb{R}^d by means of the steps E1) through E4) given below. This procedure is presented here for the purpose of ensuring greater numerical fidelity and achieving very high accuracy. To this end, let L_0 be the Lipschitz constant of the policy $\mu_0^*(\cdot)$ and let \mathcal{V} be the difference between the maximum and the minimum value reached by $\mu_0^*(\cdot)$ on X_N . These maximum and minimum values exist because X_N is compact. We choose a point $p := (x_1, x_2, \dots, x_d, L_0\mathcal{V}) \in \mathbb{R}^{d+1}$, where $(x_i)_{i=1}^d \in X_N \subset \mathbb{R}^d$. When the Lipschitz constant L_0 of the policy $\mu_0^*(\cdot)$ is not exactly known, we may pick the last coordinate of the point p as $2\widehat{L}_0\mathcal{V}$; where \widehat{L}_0 is a crude estimate (which maybe a conservative choice but it does not affect the interpolation procedure) of L_0 . Having chosen the point p , one can obtain a larger set \widehat{X}_N and the extended policy $\mu_0^*(\cdot)$ (we shall abuse notation and continue to label the policy $\mu_0^*(\cdot)$ after extension to \mathbb{R}^d as $\mu_0^*(\cdot)$ itself) defined on \widehat{X}_N will continue to be Lipschitz continuous. The steps are:

- E1) join the point p with all the boundary points of the policy $\mu_0^* : X_N \rightarrow \mathbb{U}$ via straight lines given by the equation: $p_0 = (b - p)\eta + p$, where b is one such boundary point of $\mu_0^*(\cdot)$ and $\eta \in \mathbb{R}$ is a parameter;
- E2) extend affinely to form \widehat{X}_N ;
- E3) find out $\mu_0^*(\cdot)$ on the point of \widehat{X}_N using the analytic expression of straight line;
- E4) extend $\mu_0^*(\cdot)$ by zero outside \widehat{X}_N .

Empirical evidence (to be given in Section 5) suggests that this extension step may be skipped in certain cases.

§ 3.1.3. *Approximation.* The parent approximation engine for all $x \in \mathbb{R}^d$ is given by

$$(3.2) \quad \widehat{\mu}_0(x) := \mathcal{D}^{-d/2} \sum_{m \in \mathbb{Z}^d} \mu_0^*(mh) \psi \left(\frac{x - mh}{h\sqrt{\mathcal{D}}} \right).$$

We use the following truncated version of the parent quasi-interpolation scheme (3.2) (see Remark (7.13) for more details and our motivation behind the employment of (3.3)) for the extended feedback policy $\mu_0^*(\cdot)$ which is given by:

$$(3.3) \quad \mu_0^\dagger(x) := \mathcal{D}^{-d/2} \sum_{\substack{mh \in \mathbb{B}(x, R_0h) \\ m \in \mathbb{Z}^d}} \mu_0^*(mh) \psi \left(\frac{x - mh}{h\sqrt{\mathcal{D}}} \right),$$

for all $x \in \mathbb{R}^d$; where $R_0 > 0$ and $\mu_0^*(mh)$ are the values of the policy map $\mu_0^*(\cdot)$ at the specified grid points. Thus, the uniform grid, we call it $\mathbb{F} := \{mh \mid mh \in \mathbb{B}(x, R_0h)\}$, over which the summation in (3.3) is performed is *finite*. The generating function $\psi(\cdot)$ belongs to the Schwartz class, i.e., the class of rapidly decaying functions which satisfies the moment condition (7.7), and the decay condition (7.8); see §7.2 in Appendix 7 for more details. The extended feedback map $\mu_0^*(\cdot)$ is Lipschitz continuous by construction (see §3.1.1), and is defined over the whole space \mathbb{R}^d ; consequently, the following estimate holds (see Theorem (7.9)):

$$(3.4) \quad \|\widehat{\mu}_0(\cdot) - \mu_0^*(\cdot)\|_{\mathbb{U}} \leq C_\gamma L_0 h \sqrt{\mathcal{D}} + \Delta_0(\psi, \mathcal{D}),$$

where $C_\gamma := M \cdot \Gamma(M)/\Gamma(M+2)$ is a constant and $\Gamma(\cdot)$ denotes the Gamma function, and M is the order of moment condition that $\psi(\cdot)$ satisfies as defined in (7.7); see Appendix §7.3 for concrete expressions of these quantities. The term $\Delta_0(\psi, \mathcal{D})$ is the *saturation error*.

Three quantities in (3.3) — R_0 , h , and \mathcal{D} — need to be picked at this stage, **depending on the prescribed error margin**. To this end, fix a desired uniform error margin $\varepsilon > 0$. We proceed to dominate the left-hand side of (3.4) by ε in **three** steps:

- ▷ On the right hand side of (3.4), the second term $\Delta_0(\psi, \mathcal{D})$ — the *saturation error* — depends on the shape parameter \mathcal{D} , and can be reduced below $\frac{\varepsilon}{3}$ by increasing \mathcal{D} . Notice that this term is *independent* of h , and therefore this step can be carried out independently by means of increasing \mathcal{D} alone.
- ▷ The first term on the right hand side of (3.4) converges to zero, for every fixed \mathcal{D} , as $h \rightarrow 0$. Thus after fixing $\Delta_0(\psi, \mathcal{D})$ in the preceding step $\frac{\varepsilon}{3}$, we diminish h such that the first term is dominated by $\frac{\varepsilon}{3}$.
- ▷ We pick $R_0 > 0$ such that the error between the truncated and the parent approximants (see equation (7.15)) is below $\frac{\varepsilon}{3}$.

The total *uniform* error, consequently, stays within the preassigned bound ε .

§ 3.1.4. *Restriction.* Finally we restrict the approximated policy inside the set X_N . By construction this restricted policy $\mu_0^\dagger(\cdot)$, satisfies $\|\mu_0^*(x) - \mu_0^\dagger(x)\| \leq \varepsilon$ for all $x \in X_N$. The entire procedure is spelled out in Algorithm 1.

Algorithm 1: Lipschitz extension and interpolation

Data : $\mu_0^*(\cdot)$ at points

Initialize: Lipschitz constant L_0 of the policy $\mu_0^*(\cdot)$, coordinate of the point p

- 1 **while** $\mu_0^*(x)$ is such that $x \in \partial X_N$ **do**
 - 2 Join the line from p and $\mu_0^*(mh)$ when $(mh)_{m \in \partial X_N}$ and extend to get \widehat{X}_N
 - 3 Find out $\mu_0^*(\cdot)$ on the points of \widehat{X}_N using the analytic expression of straight line, extend by zero outside \widehat{X}_N
 - 4 Fix an error-margin $\varepsilon > 0$; choose the pair $(h, \mathcal{D}) \in]0, +\infty[^2$ and $R_0 > 0$
 - 5 Compute, the approximant $\mu_0^\dagger(\cdot)$ to the approximand (i.e., the extended policy, which we continue to call $\mu_0^*(\cdot)$ by abuse of notation) via (3.3) and restrict to X_N .
 - 6 **end**
-

§ 3.2. **Stability guarantees under the Lipschitz extension algorithm.** Let us recall that the approximation-ready feedback policy for (2.4) is $\mu_0^*(\cdot)$ and the approximate feedback policy is $\mu_0^\dagger(\cdot)$ (obtained from $\mu_0^*(\cdot)$ by following the steps in §3.1). We begin with conditions for stability for (2.3) under the approximation-ready receding horizon policy $\mu_0^*(\cdot)$.

(3.5). ASSUMPTION. For robust stability we need c_F, \mathbb{M}_F , and c to satisfy following properties [MF19]:

- For all $\xi \in \mathbb{M}_F$, there exists a feedback $\mu := \mu_F(\xi) \in \mathbb{U}$ such that
 - ▷ $c_F \circ \tilde{f}(\xi, \mu_F(\xi), (0, 0)) - c_F(\xi) \leq -c(\xi, \mu_F(\xi))$ for every $\xi \in \mathbb{M}_F$,
 - ▷ $\tilde{f}(\xi, \mu_F(\xi), (\nu, \zeta)) \in \mathbb{M}_F$ for every $\xi \in \mathbb{M}_F, (\nu, \zeta) \in \mathbb{W} \times \mathbb{B}_u^m[0, \varepsilon]$.
- There exists a number $b > 0$ such that:
 - $c_F \circ \tilde{f}(\xi, \mu_F(\xi), (\nu, \zeta)) - c_F(\xi) \leq -c(\xi, \mu_F(\xi)) + b$ for every $\xi \in \mathbb{M}_F, (\nu, \zeta) \in \mathbb{W} \times \mathbb{B}_u^m[0, \varepsilon]$.
- The terminal set $\mathbb{M}_F \subset \mathbb{M}$ is compact and contains the origin in its interior, and there exist \mathcal{H}_∞ functions $\alpha_1(\cdot), \alpha_2(\cdot)$ such that
 - ▷ $c(\xi, \mu) \geq \alpha_1(|\xi|)$ for every $\xi \in X_N$ and for every $\mu \in \mathbb{U}, (\nu, \zeta) \in \mathbb{W} \times \mathbb{B}_u^m[0, \varepsilon]$,
 - ▷ $c_F(\xi) \leq \alpha_2(|\xi|)$ for every $\xi \in \mathbb{M}_F$.

Under Assumption (3.5), it can be shown ([MF19], §3, Assumption 3, and the discussion thereafter) that under the receding horizon policy $\mu_0^*(\cdot)$, the closed loop process $(x_t)_{t \in \mathbb{N}}$

of (2.4) generated by the recursion $x_{t+1} = \tilde{f}(x_t, \mu_0^*(x_t), (w_t, v_t))$ is robustly stable and the value function $V_N^*(\cdot)$ satisfies the following descent property for some $b \in \mathbb{R}$:

$$(3.6) \quad V_N^*(x_1) - V_N^*(x_0) \leq -c(x, \mu_0^*(x_0)) + b$$

for every $x_0 \in X_N$, the set of all feasible states for which (2.4) admits a solution. Against this backdrop, here is our key technical result concerning the approximate feedback policy $\mu_0^\dagger(\cdot)$:

(3.7). **THEOREM.** *Consider the constrained optimal control problem (2.4) along with its associated data ((2.3)-a)–((2.3)-c) and suppose that Assumption (2.5) holds. Let $\mu_0^*(\cdot)$ be the unique approximation-ready receding horizon policy. Assume that $X_N \ni x \mapsto \mu_0^*(x) \in \mathbb{U}$ is Lipschitz continuous with Lipschitz constant L_0 . Then:*

((3.7)-a) *For every given $\varepsilon > 0$, there exists a pair $(h, \mathcal{D}) \in]0, +\infty[^2$ and $R_0 > 0$ such that the approximate feedback map $X_N \ni x \mapsto \mu_0^\dagger(x) \in \mathbb{U}$ defined in (3.3) over the finite grid \mathbb{F} , guarantees a prespecified uniform error margin ε ; more precisely:*

$$\|\mu_0^*(x) - \mu_0^\dagger(x)\| \leq \varepsilon \quad \text{for all } x \in X_N.$$

((3.7)-b) *In addition, suppose that Assumption (3.5) holds. Then under the approximate feedback map $X_N \ni x \mapsto \mu_0^\dagger(x)$ constructed via Algorithm 1, the system (2.1) is ISS-like stable in the sense of Definition (8.4).*

Proof. We begin with giving a proof of the first assertion. Fix $\varepsilon > 0$, the approximate feedback policy $\mu_0^\dagger(\cdot)$ to the extended approximation ready policy $\mu_0^*(\cdot)$ is given by the summation

$$(3.8) \quad \mu_0^\dagger(x) := \mathcal{D}^{-d/2} \sum_{m \in \mathbb{F}} \mu_0^*(mh) \psi\left(\frac{x - mh}{h\sqrt{\mathcal{D}}}\right),$$

where $\mathbb{F} := \{mh \mid mh \in \mathbb{B}(x, R_0h)\}$ is a finite set. By assumption the approximation-ready policy $\mu_0^*(\cdot)$ is Lipschitz continuous with Lipschitz rank L_0 and so is the extended policy $\mu_0^*(\cdot)$ (by abuse of notation) with the same Lipschitz rank L_0 by means of the Lipschitz extension Algorithm 1. Let $\widehat{\mu}_0(\cdot)$ be as given in (3.2). Thus, we have the estimate (see Theorem (7.9))

$$(3.9) \quad \|\widehat{\mu}_0(\cdot) - \mu_0^*(\cdot)\|_{\mathbb{U}} \leq C_\gamma L_0 h \sqrt{\mathcal{D}} + \Delta_0(\psi, \mathcal{D}) \quad \text{on } \mathbb{R}^d.$$

In (3.9) the various quantities are as follows:

- $\Delta_0(\psi, \mathcal{D}) := \mathcal{E}_0(\psi, \mathcal{D}) \|\mu_0^*(\cdot)\|_{\mathbb{U}}$,
- $\mathcal{E}_0(\psi, \mathcal{D})$ is as in (7.11),
- the constant $C_\gamma := M \cdot \Gamma(M) / \Gamma(M+2)$, where M is the order of moment condition that $\psi(\cdot)$ satisfies as defined in (7.7), $\Gamma(\cdot)$ is the gamma function, and
- L_0 is the Lipschitz constant of $\mu_0^*(\cdot)$ on \mathbb{R}^d .

From [MS07, Chapter 2, Corollary 2.13] it follows that for the preassigned $\varepsilon > 0$, we can find $\mathcal{D}_{\min} > 0$ such that whenever $\mathcal{D} \geq \mathcal{D}_{\min}$, we have

$$(3.10) \quad \mathcal{E}_0(\psi, \mathcal{D}) \leq \frac{\varepsilon}{3 \|\mu_0^*(\cdot)\|_{\mathbb{U}}}.$$

Consequently,

$$(3.11) \quad \Delta_0(\psi, \mathcal{D}) \leq \frac{\varepsilon}{3}.$$

Now we fix

$$(3.12) \quad h = \frac{\varepsilon}{3C_\gamma L_0 \sqrt{\mathcal{D}}},$$

which leads to the first term in (3.9) to be dominated by $\frac{\varepsilon}{3}$. Combining the estimate (3.11) with (3.12), from (3.9) we arrive at

$$(3.13) \quad \|\mu_0^*(\cdot) - \widehat{\mu}_0(\cdot)\|_{\mathfrak{u}} \leq \frac{2\varepsilon}{3}.$$

Notice that the estimate (3.13) is valid after $\mu_0^*(\cdot)$ has been extended to \mathbb{R}^d . In (7.15) with $\Lambda := R_0 h$, given $\varepsilon > 0$, if we choose

$$R_0 := \frac{\sqrt{\mathcal{D}}}{\left(\frac{\varepsilon}{3B\|\mu_0^*(\cdot)\|_{\mathfrak{u}}}\right)^{1/K-d}},$$

then $\|\widehat{\mu}_0(x) - \mu_0^\dagger(x)\| \leq \frac{\varepsilon}{3}$ for all $x \in \mathbb{R}^d$. Now restricting the domains of $\mu_0^*(\cdot)$, $\widehat{\mu}_0(\cdot)$, and $\mu_0^\dagger(\cdot)$ to X_N while retaining the same notation for all of them, we see that

$$(3.14) \quad \begin{aligned} \|\mu_0^*(x) - \mu_0^\dagger(x)\| &\leq \|\mu_0^*(x) - \widehat{\mu}_0(x)\| + \|\widehat{\mu}_0(x) - \mu_0^\dagger(x)\| \\ &\leq C_\gamma L_0 h \sqrt{\mathcal{D}} + \Delta_0(\psi, \mathcal{D}) + B \left(\frac{\sqrt{\mathcal{D}}}{R_0}\right)^{K-d} \|\mu_0^*\|_{\mathfrak{u}} \\ &\leq \frac{2\varepsilon}{3} + \frac{\varepsilon}{3} = \varepsilon. \end{aligned}$$

In summary, since $\varepsilon > 0$ was preassigned and we picked $(h, \mathcal{D}) \in]0, +\infty[^2$ and $R_0 > 0$ such that the estimate (3.14) holds, the first assertion ((3.7)-a) stands established.

We now proceed to prove the second assertion ((3.7)-b) concerning the stability of the closed loop process $(x_t)_{t \in \mathbb{N}}$ corresponding to the system (2.1) under the approximate feedback $\mu_0^\dagger(\cdot)$. Under $x \mapsto \mu_0^*(x)$, the closed loop process is given by:

$$(3.15) \quad x_1 = \tilde{f}(x_0, \mu_0^*(x_0), (w_0, v_0)) = f(x_0, \mu_0^*(x_0) + v_0, w_0),$$

where $v_0 := \mu_0^\dagger(x_0) - \mu_0^*(x_0)$. With the stability Assumption (3.5) in place by hypothesis, for the problem (2.4) we have the following descent property concerning the value function $V_N^*(\cdot)$ quoted in (3.6):

$$(3.16) \quad V_N^*(x_1) - V_N^*(x_0) \leq -c(x_0, \mu_0^*(x_0)) + b.$$

As a consequence of the stabilizing conditions in Assumption (3.5), the closed loop process $(x_t)_{t \in \mathbb{N}}$ of (2.3) is stable in the sense of Definition (8.4) and recursively feasible. Now, notice that the right-hand side of (3.15) is simply $f(x_0, \mu_0^\dagger(x_0), w_0)$; i.e., the system (2.1) with the approximate policy $\mu_0^\dagger(x_0)$. This immediately proves stability of the system (2.1) under the approximate feedback policy $\mu_0^\dagger(\cdot)$ in the sense of Definition (8.4), completing the proof. \square

§3.3. Discussion.

(3.17). **REMARK.** Each of the quantities h , \mathcal{D} , and R_0 asserted in Theorem (3.7) determines an aspect of the final approximate policy $\mu_0^\dagger(\cdot)$. Of course, R_0 determines the (finite) number of terms in the sum in (3.3); h is the discretization size, and \mathcal{D} is the shape parameter. Together they ensure that $\mu_0^\dagger(\cdot)$ is *finitely determined*, therefore being computationally tractable. We draw attention to the fact that the steps in §3.1 are *technically* part of the proof of Theorem (3.7), although we have presented the steps separately for convenience and readability.

(3.18). **REMARK (On the robust approach).** We reiterate that the technique of approximation (as opposed to exact evaluation) of control policies necessarily introduces uncertainties in the action variable during the operation of the underlying system. Accommodating

such uncertainties at the synthesis stage naturally leads to the robust formulation of MPC irrespective of whether the original problem was nominal or robust MPC. In fact, even if stochastic modeling of uncertainties in the plant and/or measurements is considered and the resulting policies approximated by some means, still the synthesized policies must be robust with respect to the errors introduced by approximated control policy in view of ensuring recursive feasibility. In other words, ensuring robustness in closed-loop with respect to uncertainties in the control actions is inevitable in the technique of approximation; the *extent* of robustness can be *prespecified* in our approach as explained above (and as pointed out in point (A) of §1). Among all possible types of approximation, we submit that the best choice is that of *uniform* approximation; indeed, no other \mathbb{L}_p approximation error would guarantee boundedness of the uncertainties introduced in the control actions due to such errors, thereby rendering the robust formulation ineffective and compromising recursive feasibility.

(3.19). **REMARK** (The role of policies). It is well-known that for optimal control problems in the presence of uncertainties, control policies (and not open-loop control trajectories) are the correct objects to be optimized (see the discussions in [May16]). Accordingly, our formulation of the baseline robust optimal control problem (2.2) underlying the MPC problem features the outer minimization over a class of policies. The resulting problem, in general, is infinite-dimensional (because the optimization variables are *functions*) unless, of course, this class of policies is finitely parametrized to ensure computational tractability. Such finite parametrizations must be carried out by selecting the class of admissible policies judiciously and perhaps depending on the problem at hand. This is a subject of contemporary interest, relevance, and vigorous research.

(3.20). **REMARK** (Computational challenges). Of course, the computation of optimal policies in, e.g., (2.4) is a challenging problem. Over and above the exponential complexity introduced due to the uniform grid (pointed out in point (C) of §1), each point evaluation involves the numerical solution of a minmax problem. While the general case of nonlinear MPC offers little hope with regards to the indicated minmax computation at the present time, the linear analog (i.e., linear MPC, to be treated in §4) does indeed admit numerically tractable approaches in some of the most important cases. One of the early developments in this direction was reported in [BB07]; the authors treated the case of the minmax problem with open-loop controls under control energy constraints and reduced it to a convex optimization program. More recently, riding on novel developments (reported in [DACC22]) on tractable techniques to solve convex semi-infinite programs, solutions to (4.3) (analog of (2.4)) with polyhedral constraints under affine-feedback-in-the-noise control policies (pioneered in [Löf03]) appear to be promising. Results in this direction are currently under development and will be reported separately.

§4. LINEAR MPC

This section is devoted to linear MPC problems with the right-hand side $\mathbb{R}^d \times \mathbb{R}^m \times \mathbb{R}^d \ni (\xi, \mu, \nu) \mapsto f(\xi, \mu, \nu) := A\xi + B\mu + \nu$ coupled with quadratic costs. This is an important subclass of problems of the type (2.4) for which today there are numerically tractable algorithms via which the interpolation scheme in §3 can be employed.⁶

To wit, consider the linear and time-invariant dynamical system

$$(4.1) \quad x_{t+1} = Ax_t + Bu_t + w_t, \quad x_0 \text{ given, } t \in \mathbb{N},$$

with the data:

⁶Such developments will be reported elsewhere.

((4.1)-a) $x_t \in \mathbb{M} \subset \mathbb{R}^d$, $u_t \in \mathbb{U} \subset \mathbb{R}^m$, and $w_t \in \mathbb{W} \subset \mathbb{R}^d$ are the system states, control action and the disturbance input at time t ; and $A \in \mathbb{R}^{d \times d}$ and $B \in \mathbb{R}^{d \times m}$ are system and control matrices respectively;

((4.1)-b) the state, control, and uncertainty constraint sets are polytopic, each containing the respective origin in its interior;

((4.1)-c) a *cost-per-stage* function

$$\mathbb{R}^d \times \mathbb{R}^m \ni (\xi, \mu) \mapsto c(\xi, \mu) := \langle \xi, Q\xi \rangle + \langle \mu, R\mu \rangle \in [0, +\infty[,$$

and a *final-stage cost* function

$$\mathbb{R}^d \ni \xi \mapsto c_F(\xi) := \langle \xi, P\xi \rangle \in [0, +\infty[$$

with given positive (semi) definite matrices $Q = Q^\top \in \mathbb{R}^{d \times d}$, $R = R^\top \in \mathbb{R}^{m \times m}$, and $P = P^\top \in \mathbb{R}^{d \times d}$;

((4.1)-d) the data ((2.1)-g)–((2.1)-h) continue to hold.

The baseline receding horizon optimal control problem in this is given by:

$$(4.2) \quad \begin{aligned} & \inf_{\pi(\cdot)} \sup_W \sum_{t=0}^{N-1} \langle \xi_t, Q\xi_t \rangle + \langle \mu_t, R\mu_t \rangle + \langle \xi_N, P\xi_N \rangle \\ & \text{subject to} \left\{ \begin{array}{l} \text{the recursion (4.1) for each } t, \xi_0 = \bar{x}, \\ \xi_t \in \mathbb{M}, \text{ for each } t = 0, \dots, N-1, \\ \mu_t \in \mathbb{U} \text{ for each } t = 0, \dots, N-1, \\ v_t \in \mathbb{W} \text{ for each } t = 0, \dots, N-1, \\ \xi_N \in \mathbb{M}_F, \mu_t = \pi_t(\xi_t), \\ \pi \in \Pi, W := (v_0, \dots, v_{N-1}). \end{array} \right. \end{aligned}$$

We synthesize the receding horizon control via the following linear robust optimal control problem:

$$(4.3) \quad \begin{aligned} & \inf_{\pi(\cdot)} \sup_W \sum_{t=0}^{N-1} \langle \xi_t, Q\xi_t \rangle + \langle \mu_t, R\mu_t \rangle + \langle \xi_N, P\xi_N \rangle \\ & \text{subject to} \left\{ \begin{array}{l} \xi_{t+1} = A\xi_t + B\mu_t + B\zeta_t + v_t \text{ for each } t, \\ \xi_0 = \bar{x}, \mu_t = \pi_t(\xi_t) \\ \xi_t \in \mathbb{M} \text{ and } \mu_t \in \mathbb{U} \text{ for each } t = 0, \dots, N-1, \\ (v_t, \zeta_t) \in \mathbb{W} \times \mathbb{B}_u^m[0, \varepsilon] \\ \text{for each } t = 0, \dots, N-1, \xi_N \in \mathbb{M}_F, \\ \pi \in \Pi, W := ((v_0, \zeta_0), \dots, (v_{N-1}, \zeta_{N-1})). \end{array} \right. \end{aligned}$$

As before, we denote the first element of the policy of the problem (4.3) by $\mu_0^*(\cdot)$ which is the approximation-ready receding horizon optimal policy. The following corollary mimics the Theorem (3.7) in §3.

(4.4). COROLLARY. *Consider the constrained optimal control problem (4.3) along with its associated data ((4.1)-a)–((4.1)-d) and suppose that the Assumption (2.5) holds. Let $\mu_0^*(\cdot)$ be the unique approximation-ready receding horizon policy corresponding to (4.3). Then the following assertions hold:*

((4.4)-a) *For every $\varepsilon > 0$ there exist $(h, \mathfrak{D}) \in]0, +\infty[^2$ and $R_0 > 0$ such that the approximate feedback map $X_N \ni x \mapsto \mu_0^\dagger(x) \in \mathbb{U}$ defined in (3.3) over the finite grid \mathbb{F} , guarantees a prespecified uniform error margin ε ; more precisely:*

$$\|\mu_0^*(x) - \mu_0^\dagger(x)\| \leq \varepsilon \quad \text{for all } x \in X_N.$$

((4.4)-b) *In addition, suppose that Assumption (3.5) holds with $\tilde{f}(\xi, \mu, (v, \zeta)) := A\xi + B\mu + B\zeta + v$. Then under the approximate feedback map $X_N \ni x \mapsto \mu_0^\dagger(x)$, constructed via Algorithm 1, the system (4.1) is ISS-like stable in the sense of Definition (8.4).*

Proof. The optimal feedback law $x \mapsto \mu_0^*(x)$ concerning the problem (4.3) is a continuous piecewise affine function of states [GKM06], [RC06] and is thus Lipschitz continuous. Consequently, Theorem (3.7) applies and yields the proof at once. \square

§5. NUMERICAL EXPERIMENTS

In this section we present an array of numerical examples on both linear and the nonlinear MPC front in order to illustrate the applicability of the QuIFS algorithm. The numerical examples are uncertainty free, i.e., w_t is zero, but the noise due to approximation error i.e the constraint $v_t \in \mathbb{B}_0^m[0, \varepsilon]$ for all $t = 0, \dots, N-1$, has been considered in the synthesis stage. The decision variables of the baseline minmax MPC problem (2.2), which were control policy in (2.2), are relaxed to control sequences for simplicity. We use the notation $u_0^*(\cdot)$ for the approximation-ready optimal policy and $\hat{u}_0(\cdot)$ for the approximate policy in the upcoming numerical examples.

§5.1. **Linear MPC.** We provide two examples in the linear regime.

(5.1). **EXAMPLE.** Consider the discrete-time linear time-invariant recursion [CSA⁺18]:

$$(5.2) \quad x_{t+1} = \begin{pmatrix} 1 & 0.1 \\ 0 & 1 \end{pmatrix} x_t + \begin{pmatrix} 0.005 \\ 0.1 \end{pmatrix} u_t.$$

Fix a time horizon $N := 15$ and consider the following finite horizon discrete-time optimal control problem

$$(5.3) \quad \begin{aligned} & \underset{(u_t)_{t=0}^{N-1}}{\text{minimize}} && \sum_{t=0}^{N-1} \langle x_t, Qx_t \rangle + \langle u_t, Ru_t \rangle \\ & \text{subject to} && \begin{cases} \text{dynamics (5.2),} \\ |x_t^1| \leq 6, |x_t^2| \leq 1 & \text{for } t = 0, \dots, N-1, \\ |u_t| \leq 2 & \text{for } t = 0, \dots, N-1, \end{cases} \end{aligned}$$

where the state weighting matrix Q is the 2×2 identity matrix and the control weighting matrix is $R := 1$.

Our goal is to achieve an error margin $\varepsilon = 0.005$ which necessitates a robust formulation of the problem (5.3) introducing the constraint $v_t \in \mathbb{B}_0^m[0, 0.005]$ for $t = 0, \dots, N-1$. We generate the data points for approximation via gridding the state-space $[-6, 6] \times [-1, 1]$ with a step size $h = 0.0035$ (the numerical value of h is dictated by the quasi-interpolation scheme, see below for the explicit expression) and solving the robust optimization problem employing MOSEK [ApS19] in YALMIP [Löf04] at each grid point. It turns out that the Lipschitz constant of $u_0^*(\cdot)$ is roughly $L_0 \approx 1$. For the Lipschitz extension procedure, we picked the point $p := (0, 0, 4)$ and performed the extension following the steps encoded in Algorithm 1, and we picked our basis function

$$(5.4) \quad x \mapsto \psi(x) := \frac{1}{\sqrt{\pi}} e^{-\|x\|^2}$$

employed in (3.3). Note that, it is also possible to choose higher order basis functions for dimension $d = 2$, and in fact we will do that for a nonlinear MPC problem in §5.2. We fix an error tolerance $\varepsilon = 0.005$; corresponding to the generating function $\psi(\cdot)$ in (5.4) we pick $\mathfrak{D} = 2$ and simple algebra leads to the parameter $h = \frac{\varepsilon}{3C_\gamma L_0 \sqrt{\mathfrak{D}}} = 0.0035$. Notice that

the multi-dimensional Gaussian kernel (5.4) satisfies the moment condition with $M = 2$ and thus $C_\gamma = 0.33$. We choose $R_0 = 7$; i.e., only 15 terms are used in the approximation formula (5.5) around each x . Observe that the value of h is quantitative and conservative in nature, and it may be possible to achieve the error tolerance with slightly higher values of h . With these ingredients, we employed the quasi-interpolant

$$(5.5) \quad \widehat{u}_0(x) := \frac{1}{\pi \mathcal{D}} \sum_{m \in \mathbb{F}} u_0^*(mh) e^{-\frac{\|x-mh\|^2}{\mathcal{D}h^2}},$$

and it is guaranteed that for the given $\varepsilon = 0.005$, our one-shot synthesis produces the pair $(h, \mathcal{D}) = (0.0035, 2)$ such that $\|u_0^*(\cdot) - \widehat{u}_0(\cdot)\|_{\mathcal{U}} \leq 0.005$; the Figure 3 numerically verifies this fact. Table 1 shows a list of user-defined tolerance values and the corresponding h and \mathcal{D} needed to achieve it. Corresponding to the error-margin $\varepsilon = 0.005$, the actual and

Table 1. The error-margin ε and the pair (h, \mathcal{D}) associated with example (5.1)

Threshold (ε)	h	\mathcal{D}
10×10^{-3}	0.0070	2
5×10^{-3}	0.0035	2
1×10^{-3}	0.0005	3

the approximated feedback functions are depicted in Figure 2. The error surfaces with and without the Lipschitz extension are shown in Figure 3. It is evident that while for both the cases the error tolerance is respected, the error near the boundary of the feasible set reduces significantly when the extension algorithm is employed.

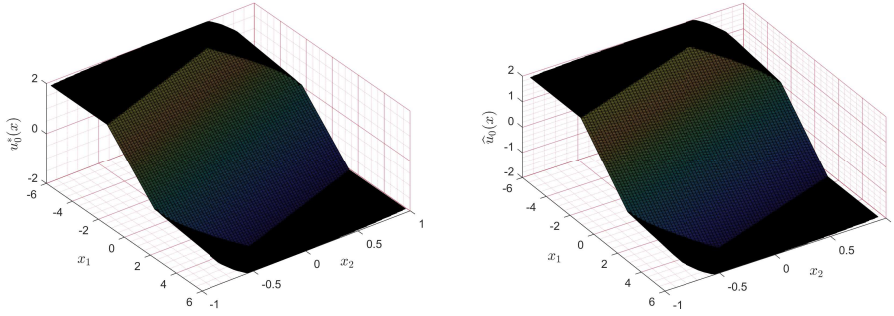


Figure 2. The optimal feedback $u_0^*(\cdot)$ computed at points by means of YALMIP and the approximated feedback $\widehat{u}_0(\cdot)$ corresponding to Example (5.1) with $\varepsilon = 0.005$, and $(h, \mathcal{D}) = (0.0035, 2)$ obtained from Table 1.

We provide a second example in the linear MPC regime.

(5.6). **EXAMPLE.** Consider the following discrete time non-autonomous recursion [BBM17, Chapter 13, Example 13.1]:

$$(5.7) \quad x_{t+1} = \begin{pmatrix} 1 & 1 \\ 0 & 1 \end{pmatrix} x_t + \begin{pmatrix} 1 \\ 0.5 \end{pmatrix} u_t.$$

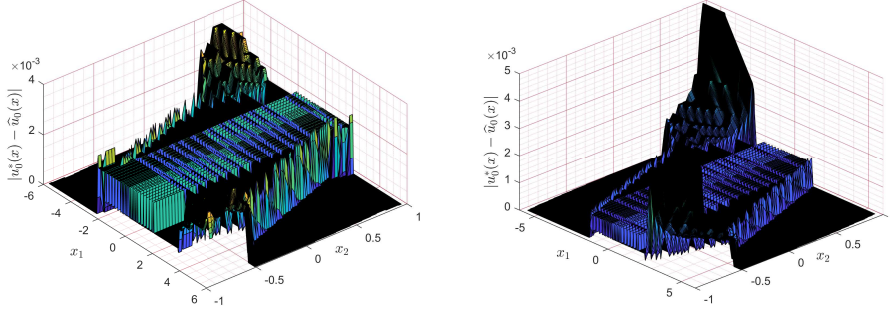


Figure 3. The absolute error between the actual and the approximated feedback functions with the employment of the Lipschitz extension algorithm on the left and without it on the right. Notice that the vertical axis is scaled by the factor of 10^{-3} and in both the cases the tolerance $\varepsilon = 0.005$ is respected. However, the behaviour of the error on the left is masked by better on the boundary of the feasible region than on the right.

Fix the horizon $N := 10$ and consider the following finite horizon discrete-time optimal control problem

$$(5.8) \quad \begin{aligned} & \underset{(u_t)_{t=0}^{N-1}}{\text{minimize}} && \sum_{t=0}^{N-1} \langle x_t, Qx_t \rangle + \langle u_t, Ru_t \rangle \\ & \text{subject to} && \begin{cases} \text{dynamics (5.7),} \\ |x_t| \leq 5 & \text{for } t = 0, \dots, N-1, \\ |u_t| \leq 1 & \text{for } t = 0, \dots, N-1, \end{cases} \end{aligned}$$

where the weighting matrices are

$$Q := \begin{pmatrix} 0.1 & 0 \\ 0 & 2 \end{pmatrix}, \quad R := 1.$$

We fixed an error margin $\varepsilon = 0.0025$ which necessitates a robust formulation of the problem (5.8) introducing the constraint $v_t \in \mathbb{B}_U^m[0, 0.0025]$ for $t = 0, \dots, N-1$. We generate the data points for approximation via gridding the state-space $[-5, 5] \times [-5, 5]$ with a step size $h = 0.0017$ and solving the robust optimization problem employing MOSEK in YALMIP at each grid point. Since we did not have a sharp error variations near boundary, we skipped the extension procedure for this example. For the quasi-interpolation (3.3) we picked the basis function in (5.4). We choose $R_0 = 5$; i.e., only 11 terms are used in the approximation formula (5.5) around each x . The Lipschitz constant of $u_0^*(\cdot)$ is, as before, roughly $L_0 \approx 1$. Let us fix an error tolerance $\varepsilon = 0.0025$; fix the shape parameter $\mathcal{D} = 2$, simple algebra leads to the parameter $h = \frac{\varepsilon}{3C_\gamma L_0 \sqrt{\mathcal{D}}} = 0.0017$. Figure 5 numerically verifies the uniform error margin $\|u_0^*(\cdot) - \widehat{u}_0(\cdot)\|_U \leq 0.0025$. Table 2 shows a list of user-defined tolerance values and the corresponding h and \mathcal{D} needed to achieve it. Corresponding to the error-margin

Table 2. The error-margin ε and the pair (h, \mathcal{D}) associated with example (5.6)

Threshold (ε)	h	\mathcal{D}
10×10^{-3}	0.0070	2
2.5×10^{-3}	0.0017	2
1×10^{-3}	0.0007	2

$\varepsilon = 0.0025$, the actual and the approximate feedback functions, are depicted in Figure 4 and

the error surface is shown in Figure 5. It can be clearly observed that the error tolerance $\varepsilon = 0.0025$ is respected with our particular choice of the pair (h, \mathcal{D}) .

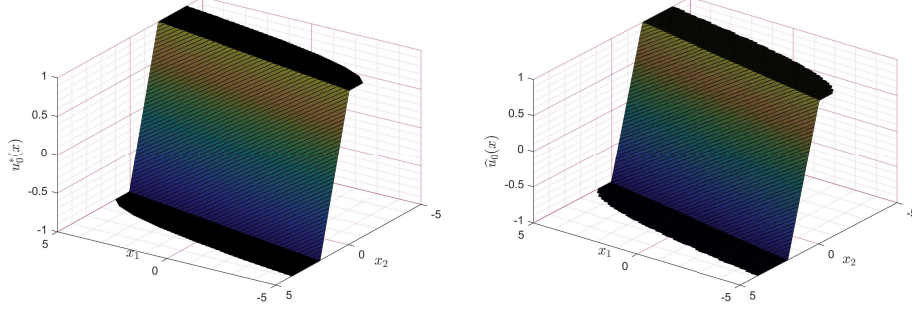


Figure 4. The optimal feedback $u_0^*(\cdot)$ computed at points by means of YALMIP and the approximated feedback $\hat{u}_0(\cdot)$ corresponding to Example (5.6) with $\varepsilon = 0.0025$, and $(h, \mathcal{D}) = (0.0017, 2)$ obtained from Table 2.

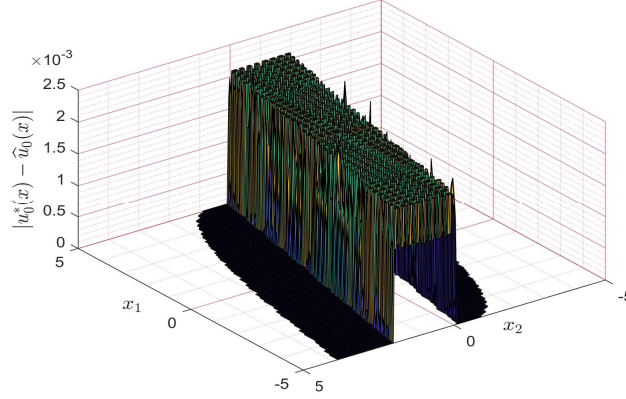


Figure 5. The absolute error between the actual and the approximated feedback functions corresponding to Example (5.6) without the Lipschitz extension procedure. Notice that the vertical axis is scaled by the factor of 10^{-3} and the tolerance $\varepsilon = 0.0025$ is respected.

§ 5.2. Nonlinear MPC. In this section we provide a numerical example concerning *non-linear* MPC to show the effectiveness of our algorithm.

(5.9). EXAMPLE. Consider the continuous-time unstable dynamical system [RRS⁺12], which is stable but uncontrollable when linearized.

$$(5.10) \quad \begin{aligned} \dot{x}_1(t) &= x_2(t) + (0.5 + 0.5x_1(t))u(t) \\ \dot{x}_2(t) &= x_1(t) + (0.5 - 2x_2(t))u(t). \end{aligned}$$

We discretize the system dynamics (5.10) using a Runge-Kutta (RK4) discretization scheme with sampling time $T_s := 0.1$. For a fixed time horizon $N := 15$, consider the finite horizon

discrete-time optimal control problem

$$(5.11) \quad \begin{aligned} & \underset{(u_t)_{t=0}^{N-1}}{\text{minimize}} && \langle x_N, Px_N \rangle + \sum_{t=0}^{N-1} \langle x_t, Qx_t \rangle + \langle u_t, Ru_t \rangle \\ & \text{subject to} && \begin{cases} \text{discretized dynamics (5.10),} \\ x_t \in \mathbb{M} := \{x \in \mathbb{R}^2 \mid \|x\|_\infty \leq 1\}, \\ u_t \in \mathbb{U} := \{u \in \mathbb{R} \mid \|u\| \leq 2\}, \\ x_N \in \mathbb{M}_F, \end{cases} \end{aligned}$$

where we choose

$$Q := \begin{pmatrix} 1 & 0 \\ 0 & 1 \end{pmatrix}, R := 0.01, \text{ and } P := \begin{pmatrix} 19.6415 & 13.1099 \\ 13.1099 & 19.6414 \end{pmatrix}.$$

P is found out by solving the Lyapunov equations [CA98]. The positively invariant terminal region is

$$\mathbb{M}_F := \{x \in \mathbb{R}^2 \mid \langle x, Px \rangle \leq 1\};$$

see [CA98] for more details on the computation of P . Our goal is to achieve an error margin $\varepsilon = 0.005$; to this end we generate the data points for approximation via gridding the state-space $[-1, 1] \times [-1, 1]$ with a step size $h = 0.0035$ and solving the robust optimization problem employing IPOPT [WB06] in YALMIP at each grid point. The Lipschitz constant of $u_0^*(\cdot)$ is roughly $L_0 \approx 2$. We skipped the Lipschitz extension procedure here as well due to minor error fluctuations in the boundary of the feasible set. For the quasi-interpolation scheme we choose the higher order Laguerre polynomial based basis function given by:

$$(5.12) \quad \mathbb{L}_k^j(x) := \frac{x^{-j}}{k!} e^x \left(\frac{d}{dx} \right)^k (x^{k+j} e^x), \quad j > -1.$$

In [MS01] it is shown that a d -dimensional approximant of the form (3.3) with the basis

$$(5.13) \quad \psi_{2M}(x) := \pi^{-1/2} \mathbb{L}_{M-1}^{1/2}(\|x\|^2) e^{-\|x\|^2}$$

leads to an uniform approximation of order $2M_0$, i.e., $\mathcal{O}(h^{2M_0})$, where $M_0 = 1, 2, \dots$. In particular, selecting $M_0 = 3$, and using (5.12)-(5.13), we get

$$(5.14) \quad x \mapsto \psi(x) := \frac{1}{\pi} \left(3 - 3\|x\|^2 + \frac{1}{2}\|x\|^4 \right) e^{-\|x\|^2}.$$

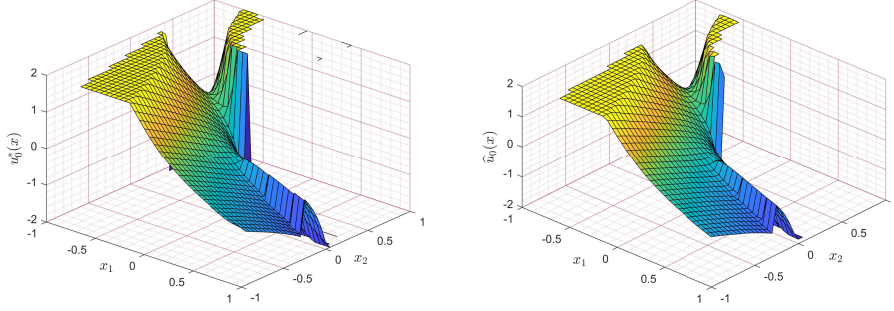
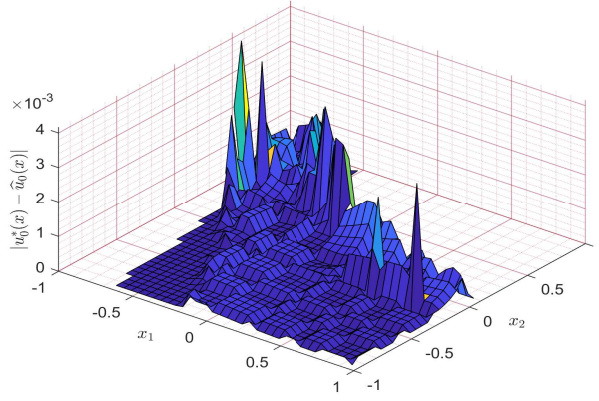
Let us fix a error tolerance $\varepsilon = 0.005$; pick $\mathcal{D} = 2$ and simple algebra leads to the parameter $h = \frac{\varepsilon}{3C_\gamma L_0 \sqrt{\mathcal{D}}} = 0.004$. Notice that the multi-dimensional Laguerre-Gaussian kernel (5.4) satisfies the moment condition with $M = 6$ and thus $C_\gamma = 1/7$. We choose $R_0 = 7$; i.e., only 15 terms are used in the approximation formula (5.15) around each x . The associated quasi-interpolant is given by:

$$(5.15) \quad \widehat{u}_0(x) := \frac{1}{\pi \mathcal{D}} \sum_{m \in \mathbb{F}} u_0^*(mh) \left(3 - 3 \frac{\|x - mh\|^2}{h^2 \mathcal{D}} + \frac{1}{2} \frac{\|x - mh\|^4}{h^4 \mathcal{D}^2} \right) e^{-\frac{\|x - mh\|^2}{\mathcal{D} h^2}},$$

and it is guaranteed that the pair $(h, \mathcal{D}) = (0.004, 2)$ leads to $\|u_0^*(\cdot) - \widehat{u}_0(\cdot)\|_{\mathbb{U}} \leq 0.005$; Figure 7 numerically verifies this fact. Table 3 shows a list of user-defined tolerance values and the corresponding h and \mathcal{D} needed to achieve them. Corresponding to the error-margin $\varepsilon = 0.005$, the actual and the approximated feedback functions are depicted in Figure 6; the error surface is shown in Figure 7.

Table 3. The error-margin ε and the pair (h, \mathcal{D}) associated with example (5.9)

Threshold (ε)	h	\mathcal{D}
10×10^{-3}	0.0080	2
5×10^{-3}	0.0040	2
1×10^{-3}	0.0008	3

**Figure 6.** The optimal feedback $u_0^*(\cdot)$ computed at points by means of YALMIP and the approximated feedback $\hat{u}_0(\cdot)$ corresponding to Example (5.9) with $\varepsilon = 0.005$, and $(h, \mathcal{D}) = (0.004, 2)$ obtained from Table 3.**Figure 7.** The absolute error between the actual and the approximated feedback functions without the Lipschitz extension algorithm for example (5.9). Notice that the vertical axis is scaled by the factor of 10^{-3} and tolerance $\varepsilon = 0.005$ is respected.

§6. CONCLUDING REMARKS

We introduced QuIFS, an one-shot approximate feedback synthesis algorithm for non-linear robust MPC problems which theoretically provide guarantees for uniform error estimates between the optimal and the approximate feedback policies. It was also shown that under the approximate policy $\mu_0^\dagger(\cdot)$ the closed loop process related to the recursion (2.1) is ISS-like stable (in the sense of Definition (8.4)) and recursively feasible. One of the future direction of this work involves developing approximate robust MPC algorithms

leveraging novel [DACC22], [PC22] results on computable near-optimal solutions of convex semi-infinite problems. Natural extensions to the case of stochastic MPC are being developed and will be reported separately.

§7. APPENDIX A: BACKGROUND

This appendix collects some results that are central to several proofs in the preceding sections. It is broadly segregated into two subsections — §7.1 consists of several regularity results stemming from theory of multiparametric programming, and §7.2–§7.3 contain the essential results pertaining to the quasi-interpolation scheme that we employ.

§7.1. Regularity results from multiparametric programming. We collect a few results from multiparametric programming concerning optimizer regularity. Our primary source is [CV86], which reports an optimizer Lipschitz regularity result for a general class of perturbed nonlinear programming problems. In this section, we distill the results presented in [CV86] in the context of our problem.

Consider the following nonlinear constrained parametric optimization problem:

$$(7.1) \quad \begin{aligned} & \underset{x \in F}{\text{minimize}} && f(x, \alpha) \\ & \text{subject to} && \begin{cases} g_i(x, \alpha) = 0, & i = 1, \dots, m_1, \\ g_i(x, \alpha) \leq 0, & i = m_1 + 1, \dots, m, \end{cases} \end{aligned}$$

with the following data:

- ((7.1)-a) $F \subset \mathbb{R}^n$ is open, P is a metric space with the metric d_P . The functions $F \times P \ni (\xi_0, \mu_0) \mapsto f(\xi_0, \mu_0) \in \mathbb{R}$ and $F \times P \ni (\xi_0, \mu_0) \mapsto g_i(\xi_0, \mu_0) \in \mathbb{R}$, $i = 1, \dots, m$ are locally Lipschitz continuous;
- ((7.1)-b) for all $\alpha \in P$ the functions $F \ni \xi_0 \mapsto f(\xi_0, \alpha) \in \mathbb{R}$ and $F \ni \xi_0 \mapsto g_i(\xi_0, \alpha) \in \mathbb{R}$, $i = 1, \dots, m$ are $\mathcal{C}^2(F; \mathbb{R})$;
- ((7.1)-c) for $i = 1, \dots, m$ the maps $\frac{\partial}{\partial x} f(\cdot, \cdot)$ and $\frac{\partial}{\partial x} g_i(\cdot, \cdot)$ are locally Lipschitz from $F \times P$ to \mathbb{R}^n , while the maps $\frac{\partial^2}{\partial x^2} f(\cdot, \cdot)$, $\frac{\partial^2}{\partial x^2} g_i(\cdot, \cdot)$ are continuous;
- ((7.1)-d) $m = m_1 + m_2$, where m_1 and m_2 are nonnegative integers that corresponds to the dimension of the range-space of $g(x, \alpha)$; i.e., $g(x, \alpha) \in Q \subset \mathbb{R}^m$ implies $Q = \{0\}^{m_1} \times (-\mathbb{R}_+^{m_2})$.

Let $(x, \alpha) \in F \times P$. We define the *active index set* as

$$(7.2) \quad J(x, \alpha) := \{i \in \{m_1 + 1, \dots, m\} \mid g_i(x, \alpha) = 0\}.$$

The first order necessary conditions associated with the optimization problem is:

$$(7.3) \quad \begin{cases} \frac{\partial}{\partial x} f(x, \alpha) + \sum_{i=1}^m \lambda_i \frac{\partial}{\partial x} g_i(x, \alpha) = 0, \\ g_i(x, \alpha) = 0, \quad i = 1, \dots, m_1, \\ g_i(x, \alpha) \leq 0, \quad \lambda_i \geq 0, \quad \lambda_i g_i(x, \alpha) = 0, \quad i = m_1 + 1, \dots, m, \end{cases}$$

where the coefficient λ_i are the *Lagrange multipliers*. Our primary concern is the pair $(x^*, \alpha^*) \in F \times P$ such that x^* is a local optimizer of (7.1) and $x^*(\cdot)$ is Lipschitzian. To this end, here is a result asserting the same:

(7.4). THEOREM. [CV86, Corollary 2.3] *Consider the multiparametric nonlinear program (7.1) with its associated data ((7.1)-a)–((7.1)-d), and let $(x^*, \alpha^*, \lambda^*) \in F \times P \times \mathbb{R}^m$ such that:*

- *the vectors $\frac{\partial}{\partial x} g_i(x^*, \alpha^*)$, $i \in \{1, \dots, m_1\} \cup J(x^*, \alpha^*)$ are linearly independent;*

- for all $0 \neq b \in \mathbb{R}^n$ such that $\langle \frac{\partial}{\partial x} f(x^*, \alpha^*), b \rangle = 0$ and $\langle \frac{\partial}{\partial x} g_i(x^*, \alpha^*), b \rangle = 0$, $i \in \{1, \dots, m_1\} \cup \{i \in J(x^*, \alpha^*) \mid \lambda_i^* > 0\}$, the following hold:

$$\left\langle \left(\frac{\partial^2}{\partial^2 x} f(x^*, \alpha^*) + \sum_{i=1}^m \lambda_i^* \frac{\partial^2}{\partial^2 x} g_i(x^*, \alpha^*) \right) b, b \right\rangle > 0.$$

If $(x^*, \alpha^*, \lambda^*)$ satisfies the first-order conditions (7.3), then there exist neighbourhoods F_0 , V_0 of x^* and α^* in F and in P , respectively and mappings $x : V_0 \rightarrow F_0$, $\lambda : V_0 \rightarrow \mathbb{R}^m$ such that $x(\cdot)$ and $\lambda(\cdot)$ are Lipschitzian and $x(\alpha^*) = x^*$, and $\lambda(\alpha^*) = \lambda^*$.

For a more general version of the above result, we refer the interested readers to [CV86, Theorem 2.1]. Few more related results under weaker regularity assumptions on $f(\cdot, \cdot)$ and $g_i(\cdot, \cdot)$, and weaker constraint qualification conditions can be found in [BS13]. For a direct Lipschitz regularity result corresponding to a large class of parameterized minmax problems we refer the readers to [QZ08].

§7.2. Quasi-interpolation. Given a set of input/output data for an underlying unknown function f in d -dimensions, that comprise of data sites $\zeta \in \mathbb{R}^d$ and function values $f(\zeta) \in \mathbb{R}$ at these particular data sites, often our goal is to find an approximant $A_f : E \subset \mathbb{R}^d \rightarrow \mathbb{R}$ of the unknown function $f : \mathbb{R}^d \rightarrow \mathbb{R}$. While in reality the underlying function f may be unknown, for the intention of analysis, one has to hypothesize the existence and regularity of f for the typical requirements of learning and error analysis. There are plenty of ways to find an approximant A_f belonging to some (typically) finite dimensional space of approximants, to the approximand f . One of such well known method is *interpolation*, where we need an exact requirement of cardinality condition i.e., $A_f|_{\Theta} = f|_{\Theta}$, where Θ is a discrete subset of \mathbb{R}^d which consists of the data sites, for example $\Theta := \mathbb{Z}h$ for a one-dimensional interpolation problem, where h is the step size. This type of data sites goes by the name of *cardinal grid*.

In MPC one can compute/evaluate the underlying feedback at point values but we may not know the functional form or expression of the feedback. Interpolation is herein a natural direction to pursue. The underlying tool which we employ for our approximate feedback synthesis algorithm is a particular *quasi-interpolation* scheme. In general, a quasi-interpolation scheme leads to approximants of the form

$$(7.5) \quad Q_f(x) := \sum_{m \in \mathbb{Z}^d} f(mh) \psi \left(\frac{x}{h} - m \right) \quad x \in \mathbb{R}^d,$$

where $f : \mathbb{R}^d \rightarrow \mathbb{R}$ admits point evaluations and, ψ is a generating function. Note that the function Q_f need not follow the cardinality/interpolation property which is a feature of the conventional interpolation schemes. Furthermore, the expansion coefficients are directly given by the data in the above scheme, i.e., the function f directly enters the expansion formula (7.5) without any pre-processing, which makes the quasi-interpolation scheme very efficient. In the next section we will discuss an approximate quasi-interpolation scheme [Maz91] — *approximate approximations*, which is the driving engine of the proposed feedback synthesis algorithm.

§7.3. An overview of approximate approximations. We provide a brief summary and a few relevant results from approximate approximations pertinent to our work. For simplicity, we restrict ourselves in the realm of *data distributions with regular centers* [MS96]. The approximate approximation quasi-interpolation scheme corresponding to an underlying function $u : \mathbb{R}^d \rightarrow \mathbb{R}$ is

$$(7.6) \quad \hat{u}(x) := \mathfrak{D}^{-d/2} \sum_{m \in \mathbb{Z}^d} u(x_m) \psi \left(\frac{x - x_m}{h\sqrt{\mathfrak{D}}} \right) \quad x \in \mathbb{R}^d,$$

where the data points/sites $x_m := hm$ are specified on a cardinal square grid of dimension d , with the discretization parameter h and the shape parameter \mathcal{D} . The generating function $\psi(\cdot)$ belongs to a certain class of *nice* functions with enough smoothness attributes, and the linear combination of dilated shifts of $\psi(\cdot)$ forms an *approximate partition of unity* i.e., $\mathbb{R}^d \ni \xi \mapsto \mathcal{D}^{-d/2} \sum_{m \in \mathbb{Z}^d} \psi\left(\frac{\xi - m}{\sqrt{\mathcal{D}}}\right) \approx 1$. Notice that this is a point of departure from plain quasi-interpolants, where the generating function forms an *exact* partition of unity. The shape parameter \mathcal{D} results in *peaked/narrowed* and *flat* generating function. Since the scheme (7.6) is a quasi-interpolation procedure, the generating functions $\psi\left(\frac{\cdot - x_j}{h\sqrt{\mathcal{D}}}\right)$ do not satisfy the stringent cardinality property that most conventional interpolation schemes has to satisfy: $\psi\left(\frac{x_i - x_j}{h\sqrt{\mathcal{D}}}\right) = \delta_{ij}$, where δ_{ij} is the Kronecker-delta function.

We now provide some definitions, followed by the main theorem that provides the fundamental error estimate for approximate approximation for a function $u(\cdot)$ belonging to the class of Lipschitz continuous functions. We shall see that the error estimate consists of two terms – one that decays with some order depending upon the smoothness attributes of the function, and the other depends on the scaling parameter \mathcal{D} of the generating functions.

By $\alpha \in \mathbb{N}^d$ we denote a multi-index of length $|\alpha| := \alpha_1 + \dots + \alpha_d$, and we set $z^\alpha := z_1^{\alpha_1} \dots z_d^{\alpha_d}$ for $z \in \mathbb{R}^d$. The usual α order derivative of a function f is denoted by

$$\partial^\alpha f(x) := \frac{\partial^{|\alpha|}}{\partial x_1^{\alpha_1} \dots \partial x_d^{\alpha_d}} f(x).$$

The generating function ψ needs to satisfy the following conditions:

- (the *continuous moment condition*) ψ satisfies the moment condition of order N if

$$(7.7) \quad \int_{\mathbb{R}^d} \psi(y) dy = 1, \text{ and } \int_{\mathbb{R}^d} y^\alpha \psi(y) dy = 0, \\ \text{for all } \alpha, 1 \leq |\alpha| < M;$$

- (the *decay condition*) Let for all $\alpha \in \mathbb{N}^d, 0 \leq |\alpha| \leq \lfloor d/2 \rfloor + 1$, the partial derivatives $\partial^\alpha \psi$ be continuous. The function $\psi : \mathbb{R}^d \rightarrow \mathbb{R}$ is said to satisfy the decay condition of exponent K , if there exist $C_0 > 0$ and $K > d$ such that

$$(7.8) \quad (1 + \|x\|)^K |\partial^\alpha \psi(x)| \leq C_0, \quad \text{for } x \in \mathbb{R}^d.$$

(7.9). THEOREM ([MS07]). Consider a Lipschitz continuous function $u : \mathbb{R}^d \rightarrow \mathbb{R}$; i.e., u satisfies the inequality $\|u(x+y) - u(x)\| \leq L_0 \|y\|$ with the Lipschitz constant L_0 for all $x \in \mathbb{R}^d$. Let $\{mh \mid m \in \mathbb{Z}^d\} \subset \mathbb{R}^d$ be the set of data sites. In addition, suppose that the generating function ψ satisfies the moment condition (7.7) of order M , and the decay condition (7.8) with exponent K , i.e., $|\partial^\beta \psi(x)| (1 + \|x\|)^K < +\infty$ for $x \in \mathbb{R}^d, K > n, 0 \leq |\beta| \leq \mu$, where β is a multi-index and μ is the smallest integer greater than $d/2$, and $\mathcal{F}\psi(0) = 1$, \mathcal{F} being the Fourier transform operator. Then

$$(7.10) \quad \|\widehat{u}(\cdot) - u(\cdot)\|_u \leq C_\gamma L_0 h \sqrt{\mathcal{D}} + \Delta_0(\psi, \mathcal{D}),$$

where $\Delta_0(\psi, \mathcal{D}) := \mathcal{E}_0(\psi, \mathcal{D}) \|u(\cdot)\|_u$ is the saturation error, $C_\gamma := M \cdot \Gamma(M)/\Gamma(M+2)$ is a constant, and the term $\mathcal{E}_0(\psi, \mathcal{D})$ is given by

$$(7.11) \quad \mathcal{E}_0(\psi, \mathcal{D}) := \sum_{v \in \mathbb{Z}^d \setminus \{0\}} \mathcal{F}\psi(\sqrt{\mathcal{D}}v) e^{2\pi i \langle x, v \rangle}.$$

(7.12). REMARK. The assumptions on $\psi(\cdot)$ guarantee that for any preassigned $\varepsilon > 0$, we can choose $\mathcal{D}_{\min} > 0$ such that for any $\mathcal{D} > \mathcal{D}_{\min}$, $\mathcal{E}_0(\psi, \mathcal{D}) \leq \varepsilon$; see [MS07, Chapter 2, Corollary 2.13].

(7.13). **REMARK.** Notice that the approximate approximation formula (7.6) involves an infinite sum over a d -dimensional integer lattice to approximate the function $u(\cdot)$ at a point $x \in \mathbb{R}^d$ and therefore, an infinite number of summands plays a part in constructing the approximant $\widehat{u}(\cdot)$. However, this sum can be truncated in most applications due the decay properties that the generating function $\psi(\cdot)$ enjoys. To this end, we can define a truncated approximant

$$(7.14) \quad u^\dagger(x) := \mathcal{D}^{-d/2} \sum_{\substack{mh \in \mathbb{B}(x, \Lambda) \\ m \in \mathbb{Z}^d}} u(mh) \psi\left(\frac{x - mh}{h\sqrt{\mathcal{D}}}\right),$$

where $x \in \mathbb{R}^d$ and $\mathbb{B}(x, \Lambda) := \{x_0 \in \mathbb{R}^d \mid \|x - x_0\| \leq \Lambda\}$. The approximant (7.14) considers only the points mh inside the ball $\mathbb{B}(x, \Lambda)$ centered at x and of radius Λ , and thus the grid $\mathbb{F} := \{mh \mid mh \in \mathbb{B}(x, \Lambda)\}$ is finite, and \mathbb{F} depends on x . The difference between the approximant $\widehat{u}(\cdot)$ and $u^\dagger(\cdot)$ can be bounded by

$$(7.15) \quad \|u^\dagger(x) - \widehat{u}(x)\| \leq B \left(\frac{\sqrt{\mathcal{D}}h}{\Lambda}\right)^{K-d} \|u(\cdot)\|_u,$$

where B is a constant that depends on the dimension d and the generating function ψ only; $K > d$ is the decay exponent, see (7.8). An interesting case is when $\Lambda = R_0h$, where $R_0 > 0$; the error caused by the truncated approximant $u^\dagger(\cdot)$ is comparable to the saturation error of $\widehat{u}(\cdot)$ [MS07, Chapter 2], and the bound in (7.15) is independent of the parameter h . Thus, $u^\dagger(x)$ takes into account only the terms for which $\|x/h - m\| \leq R_0$; which makes the number of summands in (7.14) independent of the step-size h . For an application of the quasi-interpolation engine in the context of constrained trajectory synthesis we refer the readers to [GRCB22].

§8. APPENDIX B: STABILITY NOTIONS

This section collects several definitions and results surrounding input to state stability of discrete-time controlled systems. The theory of input-to-state stability (ISS) and many of its variants have been extensively employed in the analysis of robust stability properties for both continuous-time [SW95] and discrete-time [JW01] nonlinear dynamical systems subjected to uncertainty. We recollect a few results on discrete-time regional ISS stability that are commonly employed in MPC:

The basic object under consideration is the discrete-time recursion

$$(8.1) \quad x_{t+1} = f(x_t, w_t), \quad x_0 = \bar{x} \text{ given, } t \in \mathbb{N},$$

where $x_t \in \mathbb{R}^d$ is the vector of states and $w_t \in \mathbb{W} \subset \mathbb{R}^p$ is the input disturbance vector, \mathbb{W} is a compact set and $f(0, 0) = 0$. By $x(t; \bar{x}, w)$ we denote the state trajectory of the system (8.1) with initial state \bar{x} and input sequence $w = (w_t)_{t \in \mathbb{N}}$.

(8.2). **DEFINITION.** [MRS06, Definition 4] A set $\mathcal{X} \subset \mathbb{R}^d$ is a *robust positively invariant set* (RPI) for the system (8.1) if $f(x, w) \in \mathcal{X}$ for all $x \in \mathcal{X}$ and for all $w \in \mathbb{W}$.

(8.3). **DEFINITION.** [MRS06, Definition 8] Consider the system (8.1), and suppose that $\mathcal{X} \subset \mathbb{R}^d$ is compact robustly positive invariant set, and that \mathcal{Y} and \mathcal{Z} are compact sets containing the origin as an interior point and satisfying $\mathcal{Z} \subset \mathcal{Y} \subset \mathcal{X}$. A function $V : \mathbb{R}^d \rightarrow [0, +\infty[$ is a *regional ISS Lyapunov function* in \mathcal{X} if:

▷ there exist \mathcal{K}_∞ functions $\alpha_1(\cdot), \alpha_2(\cdot)$, and $\alpha_3(\cdot)$ and a \mathcal{K} function $\sigma(\cdot)$ such that the following inequalities hold for all $w \in \mathbb{W}$:

$$\begin{aligned} V(\xi) &\geq \alpha_1(|\xi|) && \text{for all } \xi \in \mathcal{X}, \\ V(\xi) &\leq \alpha_2(|\xi|) && \text{for all } \xi \in \mathcal{Y}, \end{aligned}$$

$$V \circ f(\xi, w) - V(\xi) \leq -\alpha_3(|\xi|) + \sigma(|w|) \quad \text{for all } \xi \in \mathcal{X};$$

- there exists a \mathcal{K}_∞ function $\rho(\cdot)$ with the property that $(\text{id} - \rho(\cdot)) \in \mathcal{K}_\infty$, $\alpha_4 := \alpha_3 \circ \alpha_2^{-1}$, and $b := \alpha_4^{-1} \circ \rho^{-1} \circ \sigma$ such that \mathcal{X} can be defined for some arbitrary $c > 0$ in the following way:

$$\mathcal{X} := \{\xi \in \mathbb{R}^d \mid d(\xi, \partial\mathcal{Y}) > c, V(\xi) \leq b(\|w\|_\infty)\},$$

where $d(\xi, \partial\mathcal{Y})$ is the distance of ξ from the boundary of the set \mathcal{Y} .

(8.4). DEFINITION ([PFP⁺13, Definition A.3]). Given a compact set $\mathcal{X} \subset \mathbb{R}^d$, if \mathcal{X} is robustly positive invariant for the system (8.1) and if there exists $\beta(\cdot) \in \mathcal{KL}$, $\lambda(\cdot) \in \mathcal{K}$ and $\varphi_0 \in]0, +\infty[$ such that

$$(8.5) \quad |x(t; \bar{x}, w)| \leq \max\left\{\beta(|\bar{x}|, t), \lambda\left(\sup_{0 \leq k \leq t} |w_k|\right)\right\} + \varphi_0$$

for all $t \in \mathbb{N}$ and for all $\bar{x} \in \mathcal{X}$, then the system (8.1) is *regional (practical) input-to-state stable* in \mathcal{X} .

(8.6). THEOREM. [MRS06, Theorem 2] *Let \mathcal{X} be a robustly positive invariant set for the system (8.1) and suppose that the system (8.1) admits a regional ISS-Lyapunov function in \mathcal{X} . Then (8.1) is regional ISS in \mathcal{X} in the sense of (8.5).*

REFERENCES

- [AB09] A. Alessio and A. Bemporad, *A survey on explicit model predictive control*, Nonlinear Model Predictive Control: Towards New Challenging Applications, Springer, 2009, pp. 345–369.
- [ApS19] MOSEK ApS, *The mosek optimization toolbox for matlab manual. version 9.0.*, 2019.
- [BB07] D. Bertsimas and D. B. Brown, *Constrained stochastic LQC: a tractable approach*, IEEE Transactions on Automatic Control **52** (2007), no. 10, 1826–1841, <https://doi.org/10.1109/TAC.2007.906182>.
- [BBM17] F. Borrelli, A. Bemporad, and M. Morari, *Predictive Control for Linear and Hybrid systems*, Cambridge University Press, 2017.
- [BMDP02] A. Bemporad, M. Morari, V. Dua, and E. N. Pistikopoulos, *The explicit linear quadratic regulator for constrained systems*, Automatica **38** (2002), no. 1, 3–20.
- [BS13] F. J. Bonnans and A. Shapiro, *Perturbation Analysis of Optimization Problems*, Springer Science & Business Media, 2013.
- [CA98] H. Chen and F. Allgöwer, *A quasi-infinite horizon nonlinear model predictive control scheme with guaranteed stability*, Automatica **34** (1998), no. 10, 1205–1217.
- [CFM09] M. Canale, L. Fagiano, and M. Milanese, *Fast nonlinear model predictive control via set membership approximation: An overview*, Nonlinear Model Predictive Control: Towards New Challenging Applications (L. Magni, D. M. Raimondo, and F. Allgöwer, eds.), Springer Berlin Heidelberg, Berlin, Heidelberg, 2009, pp. 461–470.
- [CSA⁺18] S. Chen, K. Saulnier, N. Atanasov, D. D. Lee, V. Kumar, G. J. Pappas, and M. Morari, *Approximating explicit model predictive control using constrained neural networks*, 2018 Annual American control conference (ACC), IEEE, 2018, pp. 1520–1527.
- [CV86] B. Cornet and J.-PH. Vial, *Lipschitzian solutions of perturbed nonlinear programming problems*, SIAM Journal on Control and Optimization **24** (1986), no. 6, 1123–1137.
- [DACC22] S. Das, A. Aravind, A. Cherukuri, and D. Chatterjee, *Near-optimal solutions of convex semi-infinite programs via targeted sampling*, Annals of Operations Research (2022), doi: <https://doi.org/10.1007/s10479-022-04810-4>.
- [GC12] Y. Gao and K. T. Chong, *The explicit constrained min-max model predictive control of a discrete-time linear system with uncertain disturbances*, IEEE Transactions on Automatic Control **57** (2012), no. 9, 2373–2378.
- [GJ05] A. Grancharova and T. A. Johansen, *Explicit min-max model predictive control of constrained nonlinear systems with model uncertainty*, IFAC Proceedings Volumes **38** (2005), no. 1, 1019–1024.
- [GKM06] P. J. Goulart, E. C. Kerrigan, and J. M. Maciejowski, *Optimization over state feedback policies for robust control with constraints*, Automatica **42** (2006), no. 4, 523–533.
- [GP17] L. Grüne and J. Pannek, *Nonlinear Model Predictive Control*, 2nd ed., Communications and Control Engineering Series, Springer, Cham, 2017, Theory and algorithms.
- [GRCB22] S. Ganguly, N. Randad, D. Chatterjee, and R. Banavar, *Constrained trajectory synthesis via quasi-interpolation*, 2022 IEEE 61st Conference on Decision and Control (CDC), 2022, pp. 4533–4538.

- [Joh04] T. A. Johansen, *Approximate explicit receding horizon control of constrained nonlinear systems*, *Automatica* **40** (2004), no. 2, 293–300.
- [JW01] Z.-P. Jiang and Y. Wang, *Input-to-state stability for discrete-time nonlinear systems*, *Automatica* **37** (2001), no. 6, 857–869.
- [Löf03] J. Löfberg, *Minimax approaches to robust model predictive control*, Ph.D. thesis, Linköping University, 2003.
- [Löf04] ———, *YALMIP: A toolbox for modeling and optimization in MATLAB*, 2004 IEEE international conference on robotics and automation, IEEE, 2004, pp. 284–289.
- [May14] D. Q. Mayne, *Model predictive control: recent developments and future promise*, *Automatica. A Journal of IFAC, the International Federation of Automatic Control* **50** (2014), no. 12, 2967–2986.
- [May16] ———, *Robust and stochastic model predictive control: are we going in the right direction?*, *Annual Reviews in Control* **41** (2016), 184–192.
- [Maz91] V. G. Maz'ya, *A new approximation method and its applications to the calculation of volume potentials, boundary point method*, *DFG-Kolloquium* **16** (1991), no. 2, 1047–1069.
- [MF19] D. Q. Mayne and P. Falugi, *Stabilizing conditions for model predictive control*, *International Journal of Robust and Nonlinear Control* **29** (2019), no. 4, 894–903.
- [MRA09] L. Magni, D. Raimondo, and F. Allgöwer (eds.), *Nonlinear Model Predictive Control*, *Lecture Notes in Control and Information Sciences*, vol. 384, 2009, Towards new challenging applications.
- [MRCA06] D. Muñoz de la Peña, D.R. Ramirez, E.F. Camacho, and T. Alamo, *Explicit solution of min-max mpc with additive uncertainties and quadratic criterion*, *Systems & Control Letters* **55** (2006), no. 4, 266–274.
- [MRS06] L. Magni, D. M. Raimondo, and R. Scattolini, *Regional input-to-state stability for nonlinear model predictive control*, *IEEE Transactions on Automatic Control* **51** (2006), no. 9, 1548–1553.
- [MS96] V. G. Maz'ya and G. Schmidt, *On approximate approximations using Gaussian kernels*, *IMA Journal of Numerical Analysis* **16** (1996), no. 1, 13–29.
- [MS01] ———, *On quasi-interpolation with non-uniformly distributed centers on domains and manifolds*, *Journal of Approximation Theory* **110** (2001), no. 2, 125–145.
- [MS07] ———, *Approximate Approximations*, *Mathematical Surveys and Monographs*, vol. 141, American Mathematical Society, 2007.
- [PC22] P. Paruchuri and D. Chatterjee, *The Chebyshev center problem in optimal learning: a numerical algorithm*, submitted, 2022.
- [PFP⁺13] G. Pin, M. Filippo, F. A. Pellegrino, G. Fenu, and T. Parisini, *Approximate model predictive control laws for constrained nonlinear discrete-time systems: analysis and offline design*, *International Journal of Control* **86** (2013), no. 5, 804–820.
- [PZ95] T. Parisini and R. Zoppoli, *A receding-horizon regulator for nonlinear systems and a neural approximation*, *Automatica* **31** (1995), no. 10, 1443–1451.
- [QZ08] M. Quincampoix and N. Zlateva, *Parameterized minimax problem: On lipschitz-like dependence of the solution with respect to the parameter*, *SIAM Journal on Optimization* **19** (2008), no. 3, 1250–1269.
- [RC06] D.R. Ramirez and E.F. Camacho, *Piecewise affinity of min-max mpc with bounded additive uncertainties and a quadratic criterion*, *Automatica* **42** (2006), no. 2, 295–302.
- [RMD17] J. B. Rawlings, D. Q. Mayne, and M. Diehl, *Model Predictive Control: Theory, Computation, and Design*, 2nd ed., Nob Hill, 2017.
- [RRS⁺12] D. M. Raimondo, S. Rivero, S. Summers, C. N. Jones, J. Lygeros, and M. Morari, *A set-theoretic method for verifying feasibility of a fast explicit nonlinear model predictive controller*, *Distributed Decision Making and Control* (R. Johansson and A. Rantzer, eds.), Springer London, London, 2012, pp. 289–311.
- [SJLM11] S. Summers, C. N. Jones, J. Lygeros, and M. Morari, *A multiresolution approximation method for fast explicit model predictive control*, *IEEE Transactions on Automatic Control* **56** (2011), no. 11, 2530–2541.
- [SW95] E. D. Sontag and Y. Wang, *On characterizations of the input-to-state stability property*, *Systems & Control Letters* **24** (1995), no. 5, 351–359.
- [WB06] A. Wächter and L. T. Biegler, *On the implementation of an interior-point filter line-search algorithm for large-scale nonlinear programming*, *Mathematical programming* **106** (2006), no. 1, 25–57.