


Explicit feedback synthesis for nonlinear robust model predictive control driven by quasi-interpolation

SIDDHARTHA GANGULY 

 *Systems & Control Engineering*
 *IIT Bombay, Powai*

 <https://sites.google.com/view/siddhartha-ganguly>
 *Mumbai 400076, India*

DEBASISH CHATTERJEE 

 *Systems & Control Engineering*
 *IIT Bombay, Powai*


 <http://www.sc.iitb.ac.in/~chatterjee>
 *Mumbai 400076, India*

ABSTRACT. We present QuIFS (Quasi-Interpolation driven Feedback Synthesis): an offline feedback synthesis algorithm for explicit nonlinear robust minmax model predictive control (MPC) problems with guaranteed quality of approximation. The underlying technique is driven by a particular type of grid-based quasi-interpolation scheme. The QuIFS algorithm departs drastically from conventional approximation algorithms that are employed in the MPC industry (in particular, it is neither based on multi-parametric programming tools and nor does it involve kernel methods), and the essence of its point of departure is encoded in the following *challenge-answer* approach: Given an error margin $\varepsilon > 0$, compute in a single stroke a feasible feedback policy that is *uniformly* ε -close to the optimal MPC feedback policy for a given nonlinear system subjected to constraints and bounded uncertainties. Closed-loop stability and recursive feasibility under the approximate feedback policy are also established. We provide a library of numerical examples to illustrate our results.

§1. Introduction

Model predictive control (MPC) is a model-based dynamic optimization method and it has evolved into one of the most practical and suitable control synthesis methodology over the years. MPC has found its way into several industries such as, chemical, oil and gas production, electrical, finance, and robotics, apart from a host of others. It distinguishes itself in being perhaps the most versatile technique for incorporating constraints of a given problem directly at the synthesis stage, thereby directly adhering to the idea behind equipping machines with intelligence and achieving a clean technique of automation. The readers are pointed towards the recent survey articles [May14, May16] and the detailed texts [RMD17, GP17] for a panoramic picture of the area.

Date: 1st September 2023 3:56pm GMT.

 sganguly@iitb.ac.in, dchatter@iitb.ac.in.

Siddhartha Ganguly is supported by the PMRF grant RSPMRF0262, from the Ministry of Education, Govt. of India.

Background. It is well-known [MRRS00] that a MPC strategy provides a *feedback* implicitly because the control action is dependent on the states at each discrete time instant t . The task of *explicit MPC* is to extract this implicit feedback and furnish the corresponding feedback mapping.¹.

The industry of *explicit MPC* has a rich history, and we point the interested reader to the detailed survey article [AB09] for a sweeping perspective of the area. The importance of the explicit method is underscored by the fact that the online computation of receding horizon control law at each t may be replaced by a function evaluation at each given state, thereby at least in spirit speeding up the computation of the MPC action by orders of magnitude and primarily for this reason explicit MPC techniques has found applications in several industrial plants; see [CKL15a, BK19, KKK17, Ing17]. Most of the techniques in explicit MPC rely essentially on multiparametric programming [BMDP02, KJP⁺19, KTHC15], and while exact characterizations of optimal feedbacks are available for a wide class of system models, for numerical tractability reasons most of the applicable results are limited to the *linear/affine* models. In this linear/affine regime, under mild hypotheses the optimal implicit feedback turns out to be a piecewise affine mapping [BMDP02]. Several approaches to explicit MPC for nonlinear models have been developed, and “approximation” seems to be the driving force behind them; naturally, such efforts are accompanied by the key computational challenge of our times — *the curse of dimensionality*, and that problem persists herein. Among the vast literature on the subject, we mention the following: Early contributions from the approximation perspective came from [PZ95] via neural network approximation. A binary search tree and orthogonal decomposition based algorithm to approximate the feedback function via piecewise affine approximations was established in [Joh04] and its precursors. In [CFM09] a survey of set membership based approximation methods for linear and nonlinear MPC problems was provided. Offline approximation of possibly discontinuous predictive laws was studied in [PFP⁺13]. A multiresolution wavelet based approximation method was introduced for both linear [SJLM11] and nonlinear MPC [RRS⁺12] with guaranteed stability and feasibility of the feedback system; these contributions are perhaps closest to our approach although the estimates provided herein are *uniform* and rigorous.

In the specific context of robust minmax MPC [BBM03, GC12] and [PRCA06], among others, established offline explicit MPC algorithms based on a partitioning of the critical regions of the underlying state space for a class of linear controlled dynamical systems with bounded uncertainties. Most of these algorithms fail to generate explicit control laws for cases where the underlying dynamical system is moderate- through high-dimensional and the prediction horizon is high because the number of polytopic regions grows exponentially with the number of constraints. We provided one such example where the explicit MPC algorithm terminated unsuccessfully due to a large of the polytopic regions when (approximate) multi-parametric programming-based tools were employed. In contrast, QuIFS produced visibly better results; see Example (5.8) in §5. In the context of moderate- through high-dimensional systems there are several explicit minmax MPC algorithms based on neural networks where most elude [CDC⁺16, KL20, CKL15b, CSA⁺18] the issue of stability under the approximate explicit feedback law; while QuIFS provides crisp and one-shot approximation guarantees along with stability and recursive feasibility guarantees. We highlight the main features and our contributions next.

¹Of course, a *mapping* can be defined when at each initial state there exists a unique solution of a given MPC problem; even otherwise, it is conceivably possible to appeal to the axiom of choice to define a map, and/or to the diverse array of selection theorems in the theory of set-valued maps to construct such a map with specific properties

Our contributions. In the article at hand we establish a novel grid-based technique — QuIFS (Quasi-Interpolation driven Feedback Synthesis), for the construction of explicit feedback maps based on quasi-interpolation. It is important to point out several aspects of our results at this stage, and we shall adopt a comparative rhetoric for listing the features of our technique for the ease of delineating our contributions:

- (A) QuIFS is driven by a special type of interpolation on a uniform cardinal grid and provides strict guarantees of uniform approximation on potentially *unbounded* sets under mild hypotheses. While we do not furnish the optimal feedback (we do *not* solve the Bellman equation/recursion), we demonstrate that the difference between the optimal feedback and the approximating map can be made smaller than any *pre-assigned* error tolerance *in the uniform norm over the set of admissible states*. No other technique is, at the moment, capable of providing such strong guarantees.
- (B) The QuIFS algorithm applies to *nonlinear systems* and *non-convex cost functions* whenever the underlying optimal control problem admits a unique solution. It relies on coarse properties of the optimal feedback such as Lipschitz continuity, etc., rather than more detailed local structural properties; information concerning such coarse properties may be distilled directly from the problem data. This is a crucial point of departure from multiparametric techniques and deserves to be underlined. Of course, the optimal feedback is piecewise affine in the linear/affine setting under appropriate hypotheses; this important observation is now classical and follows from central results of multiparametric programming in this context. In contrast, nonlinear models in the presence of non-convex cost functions may lead to a high degree of structural complexity, over and beyond the piecewise affine regime, of the optimal feedback, which makes it extremely difficult to find appropriate parametrization of such feedback maps.² Ours being an interpolation driven technique, an approach via multiparametric programming turns out to be unnecessary in our setting; merely the ability to compute solutions to finite-horizon optimal control problems at each point of the feasible set is sufficient.
- (C) The complexity of the offline computations associated with QuIFS, *as it stands today*, is exponential in the number of states because the technique relies on a uniform grid. Recall [BMDP02, §4.4] that the complexity of standard explicit MPC for linear/affine models scales exponentially with the number of constraints in the worst case. For us, however, the complexity scales exponentially *only* with the state-dimension, the number of constraints plays *no* role.
- (D) QuIFS provides approximation error guarantees measured with respect to the *uniform metric*. Traditional function approximations based on sampling techniques are broadly classifiable into parametric or non-parametric types. In the former case, expansion of the optimal feedback in terms of, e.g., Ritz bases or dictionaries, and in the latter case, expressing the unknown function as, e.g., a member of some reproducing kernel Hilbert space, are both rooted in Hilbert space methods. There appears to be no reasonable mechanism to prevent the Gibbs’s phenomenon (waterbed effect) that typically leads to wild and large-amplitude oscillations at the boundary of the feasible domains, and such approaches do *not*, in general, provide *uniform approximation error guarantees*. Since the uniform error metric is employed herein and is indeed necessary to ensure recursive feasibility (see Remark (2.6) for a discussion), our approach provides perhaps the closest approximation of the optimal feedback available today, and this is achieved *without* solving the associated Bellman equations/recursions.
- (E) Our chief technical tool — a particular type of quasi-interpolation — conforms to neither of the two types of interpolation-based approximation techniques mentioned

²In view of the current state of affairs of numerical analysis, parametrizing the optimal feedback (e.g., as along the lines of the Ritz method) does not appear to be a promising direction.

in (D), and departs sharply from the typical approximation theoretic tools that ensure asymptotic convergence as the length of the sampling interval converges to 0. The upper bound on the uniform error is a function $\psi_0(\cdot, \cdot)$ of *two* parameters — the discretization interval $h > 0$ and the shape parameter $\mathcal{D} > 0$. For a *prespecified uniform error margin* $\varepsilon > 0$, it is always possible to pick the pair (h, \mathcal{D}) such that $\psi_0(h, \mathcal{D}) < \varepsilon$.³ Consequently, the synthesis process is *one-shot*; iterative correction procedures involving steps such as first a selection of the discretization interval, followed by the verification of whether the ensuing error satisfies a given threshold, and retuning the discretization interval if the threshold is not attained, etc., are entirely unnecessary. For the same reason, there is no utility of the standard log-log plots of the error in our setting.

- (F) It is possible to pick the discretization interval (and a certain ‘shape parameter’) a priori in order to ensure that the uniform error between the optimal feedback and the approximated one stays *below the machine precision of floating point arithmetic*. Of course, the resulting computational burden may be difficult to achieve with low-fidelity hardware, but it is not so with the aid of sufficiently rich computational resources.

Organization. This article unfolds as follows. The primary problem that we address in this article is formulated in §2. Mathematical background on the quasi-interpolation engine we employ here is presented in §6.3. The main contribution of this article has been presented in §3. Our main result consist of two parts: the Lipschitz extension and interpolation algorithm and the closed loop stability results under the proposed approximation scheme. In §4 we focus on the linear MPC regime and develop a specilized version of the more general theory presented in §2 and §3. Four numerical examples are presented in §5 to illustrate the effectiveness of the proposed algorithm. The Appendix §7 contains preliminaries on input-to-state stability results.

Notation. To denote the time indices we employ the notation $[m; n] := \{m, m+1, \dots, n\}$, where $m, n \in \mathbb{N}^* := \{1, 2, \dots\}$ and $m \leq n$. We let $\mathbb{N} := \mathbb{N}^* \cup \{0\}$ denote the set of natural numbers and \mathbb{Z} denote the integers. The vector space \mathbb{R}^d is assumed to be equipped with standard inner product $\langle v, v' \rangle := \sum_{j=1}^d v_j v'_j$ for every $v, v' \in \mathbb{R}^d$. Let X be an arbitrary subset of \mathbb{R}^d ; by $\text{int } X$ we denote the interior of X , and ∂X denotes the boundary of X . For any $A, B \subset \mathbb{R}^d$ we define $A \oplus B := \{a+b \mid a \in A, b \in B\}$. Given a set $\mathcal{A} \subset \mathbb{R}^d$ the point-to-set distance from any point $p_0 \in \mathbb{R}^d$ to \mathcal{A} is denoted by $d(p_0, \mathcal{A}) := \inf_{p_1 \in \mathcal{A}} |p_0 - p_1|$. We denote the uniform function norm via the notation $\|\cdot\|_u$; more precisely, for a real-valued bounded function $f(\cdot)$ defined on a set S , it is given by $\|f(\cdot)\|_u := \sup_{x \in S} |f(x)|$. For vectors residing in some finite dimensional vector space \mathbb{R}^d we employ the notation $\|\cdot\|_\infty$ to denote the usual uniform vector norm. The ℓ -dimensional closed ball centered at x and of radius η with respect to the uniform (vector) norm is denoted by $B_\infty^\ell[x, \eta]$. For X and Y open subsets of Euclidean spaces, the set of r -times continuously differentiable functions from X to Y is denoted by $\mathcal{C}^r(X; Y)$. The Schwartz space of rapidly decaying \mathbb{R} -valued functions [MS07, Chapter 2] on \mathbb{R}^d is denoted by $\mathcal{S}(\mathbb{R}^d)$.

§2. Problem formulation

The fundamental object of interest in this article is a discrete-time autonomous (possibly nonlinear) control system given by the recursion

$$(2.1) \quad x_{t+1} = f(x_t, u_t, w_t), \quad x_0 \text{ given}, \quad t \in \mathbb{N},$$

with the following data:

³However, for a fixed $\mathcal{D} > 0$, we do *not* have $\psi_0(h, \mathcal{D}) \xrightarrow{h \downarrow 0} 0$.

- ((2.1)-a) $x_t \in \mathbb{R}^d$, $u_t \in \mathbb{R}^m$, and $w_t \in \mathbb{R}^p$ are, respectively, the vectors of the states, the control actions, and the uncertainty elements at time t ;
- ((2.1)-b) the ‘vector field’ $\mathbb{R}^d \times \mathbb{R}^m \times \mathbb{R}^p \ni (\xi, \mu, \nu) \mapsto f(\xi, \mu, \nu) \in \mathbb{R}^d$ is continuous and $f(0, 0, 0) = 0$;
- ((2.1)-c) the system (2.1) is subjected to the state and control action constraints

$$x_t \in \mathbb{M} \text{ and } u_t \in \mathbb{U} \quad \text{for all } t \in \mathbb{N},$$

where \mathbb{M} is a nonempty closed subset of \mathbb{R}^d ; \mathbb{U} is a nonempty compact subset of \mathbb{R}^m , each containing the respective origin in its interior;

- ((2.1)-d) the uncertainty in the system, captured by w_t at each time t , is assumed to be bounded, i.e.,

$$w_t \in \mathbb{W} \quad \text{for all } t \in \mathbb{N},$$

where $\mathbb{W} \subset \mathbb{R}^p$ is a compact set containing the element $0 \in \mathbb{R}^p$ in its interior.

Our objective is to control the system (2.1) in a fashion that respects, if possible, all the given preassigned constraints on the states and control actions irrespective of the uncertainties. This is well-known to be a spectacularly difficult problem in general, and one of the most successful techniques for the constructive synthesis of control strategies under the preceding premise is that of model predictive control (MPC); we shall focus on this technique in the sequel.

As key ingredients of the MPC strategy, we assume that the following data are given to us:

- ((2.1)-e) a time horizon $N \in \mathbb{N}^*$,
- ((2.1)-f) a jointly continuous *cost-per-stage* function

$$\mathbb{R}^d \times \mathbb{R}^m \ni (\xi, \mu) \mapsto c(\xi, \mu) \in [0, +\infty[$$

and a continuous *final-stage cost* function

$$\mathbb{R}^d \ni \xi \mapsto c_F(\xi) \in [0, +\infty[$$

satisfying $c(0, 0) = 0$ and $c_F(0) = 0$;

- ((2.1)-g) a specified terminal set \mathbb{M}_F , and
- ((2.1)-h) a class of admissible control policies Π consisting of a sequence $\pi(\cdot) := (\pi_t(\cdot))_{t=0}^{N-1}$ of measurable maps

$$\mathbb{M}^{k-1} \ni (\xi_0, \dots, \xi_{k-1}) \mapsto \pi_k(\xi_0, \dots, \xi_{k-1}) \in \mathbb{U}.$$

Given the preceding ingredients, the **baseline robust optimal control problem** underlying the MPC strategy for the system (2.1) and its accompanying data ((2.1)-a)-((2.1)-h) is given by

$$(2.2) \quad \begin{aligned} & \inf_{\pi(\cdot)} \sup_W \sum_{t=0}^{N-1} c(\xi_t, \mu_t) + c_F(\xi_N) \\ & \text{subject to} \quad \begin{cases} \xi_{t+1} = f(\xi_t, \mu_t, \nu_t) \text{ for each } t, \xi_0 = \bar{x}, \\ \xi_t \in \mathbb{M}, \mu_t \in \mathbb{U} \text{ for all } t \in 0, \dots, N-1, \\ \text{for all } (\nu_t, t) \in \mathbb{W} \times 0, \dots, N-1, \\ \xi_N \in \mathbb{M}_F, \mu_t = \pi_t(\xi_t), \pi(\cdot) \in \Pi, \\ W := (\nu_0, \dots, \nu_{N-1}). \end{cases} \end{aligned}$$

The ‘measured state’ $\bar{x} \in \mathbb{M}$ enters the minmax problem (2.2) as a parameter. A *solution* to (2.2) is an optimal policy

$$\pi^*(\cdot) := (\pi_t^*(\cdot))_{t=0}^{N-1},$$

and by construction, it respects the state and control action constraints irrespective of the admissible uncertainties. Observe that since \bar{x} is a parameter in (2.2), if the solution $\pi^*(\cdot)$ of (2.2) is unique, then the optimal policy $\pi^*(\cdot)$ is a *mapping* of \bar{x} ; in particular, $\pi_0^*(\cdot)$ is a *feedback*,⁴ defined on the set of feasible initial states for which the MPC problem (2.2) admits a solution. The robust MPC algorithm proceeds by measuring the states x_t of (2.1) at time t , setting $\bar{x} = x_t$ in (2.2), solving (2.2) to obtain an optimal policy $\pi^*(\cdot)$, setting $u_t := \pi_0^*(\bar{x})$ in (2.1), incrementing time to $t + 1$, and repeating the preceding steps.

The baseline robust optimal control problem (2.2) is, in general, numerically intractable despite being perfectly sensible in theory. A few isolated cases of tractable solutions under specific assumptions centering around convexity are known and as such are extremely valuable. We shall *not* be concerned with the numerical tractability of (2.2); instead, we focus on synthesizing a tight *approximation* of the first entry $\pi_0^*(\cdot)$ of the optimal policy *assuming that it can be evaluated at point values*. We measure tightness with respect to the *uniform norm* on the underlying space \mathbb{R}^d , and the designer is permitted to specify the threshold of tightness, say $\varepsilon > 0$, before the synthesis procedure. Accordingly, if $\pi_0^\dagger(\cdot)$ is an approximation of $\pi_0^*(\cdot)$, then we stipulate that

$$\left\| \pi_0^*(\cdot) - \pi_0^\dagger(\cdot) \right\|_{\mathbf{u}} \leq \varepsilon.$$

In other words, we have $\|\pi_0^*(y) - \pi_0^\dagger(y)\| \leq \varepsilon$ for all y in the set of feasible initial states for (2.2).

Such an approximation procedure, naturally, generates an error that enters the system in the form of an uncertainty in the control actions. Naturally, one must accommodate these uncertainties at the design stage in order to ensure, at least, recursive feasibility. To account for this uncertainty due to the approximation error, we are faced with solving a robust optimal control problem that has several common features with (2.2) at the level of cost and constraint specifications, but differs at the level of the dynamics. To wit, we define the discrete-time controlled system

$$(2.3) \quad x_{t+1} = \tilde{f}(x_t, u_t, (w_t, v_t)), \quad x_0 \text{ given}, \quad t \in \mathbb{N},$$

where

((2.3)-a) the right-hand side of (2.3) is the mapping

$$\mathbb{M} \times \mathbb{U} \times \mathbb{W} \times \mathbb{B}_\infty^m[0, \varepsilon] \ni (\xi, \mu, (\nu, \zeta)) \mapsto \tilde{f}(\xi, \mu, (\nu, \zeta)) := f(\xi, \mu + \zeta, \nu) \in \mathbb{R}^d,$$

which is continuous because f is continuous in view of ((2.1)-b), and the uniform approximation error margin $\varepsilon > 0$ has been pre-specified;⁵

((2.3)-b) the data ((2.1)-a)–((2.1)-d) carry over to (2.3) with \tilde{f} in place of f in ((2.1)-b) modulo obvious changes;

((2.3)-c) the data ((2.1)-e)–((2.1)-h) from the baseline MPC problem (2.2) are satisfied.

⁴In the absence of uniqueness, one gets a set-valued map instead of a feedback map.

⁵Recall that this error margin $\varepsilon > 0$ is the choice of the designer.

With the preceding ingredients, our **approximation-ready robust optimal control problem** for the synthesis of receding horizon control is given by

$$(2.4) \quad \begin{aligned} & \inf_{\pi(\cdot)} \sup_W \sum_{t=0}^{N-1} c(\xi_t, \mu_t) + c_F(\xi_N) \\ & \text{subject to} \quad \begin{cases} \xi_{t+1} = \tilde{f}(\xi_t, \mu_t, (v_t, \zeta_t)) \text{ for each } t, \xi_0 = \bar{x}, \\ \xi_t \in \mathbb{M}, \mu_t \in \mathbb{U} \text{ for all } t \in 0, \dots, N-1, \\ \text{for all } (v_t, \zeta_t, t) \in \mathbb{W} \times \mathbb{B}_\infty^m[0, \varepsilon] \times 0, \dots, N-1, \\ \xi_N \in \mathbb{M}_F, \mu_t = \pi_t(\xi_t), \pi(\cdot) \in \Pi, \\ W := ((v_0, \zeta_0), \dots, (v_{N-1}, \zeta_{N-1})). \end{cases} \end{aligned}$$

(2.5). ASSUMPTION. The feasible set X_N of the problem (2.4) is nonempty and the problem (2.4) admits a unique solution $\pi^*(\cdot) = (\mu_t^*(\cdot))_{t=0}^{N-1}$ for each $\bar{x} \in X_N$.

(2.6). REMARK (Robust formulation and uniform error). The approximation-ready robust optimal control problem (2.4) relates to the system (2.1) in the following way: the fictitious noise (v_t) in (2.3) accounts for the uncertainty (noise) in the control actions that enter due to our approximation procedure. We highlight two important points:

- Any approximation procedure for explicit MPC *must* account for the uncertainties due to the approximation procedure at the design stage in order to ensure recursive feasibility. Of course, our approximation-ready robust optimal control problem (2.4) does that.
- In our results, the approximation margin ε is the choice of the designer, and this margin figures out in the definition of the mapping \tilde{f} — its domain involves the set $\mathbb{B}_\infty^m[0, \varepsilon]$. The problem (2.4) thereby accounts for all the uncertainties that could have entered in (2.1) by bootstrapping the noisy term at the *synthesis stage*.

It is crucial for the approximation procedure to ensure *uniform error bounds* in order to admit the preceding formulation because $(v_t)_{t \in \mathbb{N}}$ can be uniformly constrained to an ε -ball. No other \mathbb{L}_p norm bound would work here because \mathbb{L}_p -bounds do not ensure pointwise estimates in general, let alone uniform ones.

Of course, the first element $\mu_0^*(\cdot)$ of the policy solving (2.4) is of relevance to us. Our approximation procedure, to be described in the sequel, produces an approximate feedback $\mu_0^\dagger(\cdot)$ in place of $\mu_0^*(\cdot)$ that satisfies

$$(2.7) \quad \left\| \mu_0^\dagger(\cdot) - \mu_0^*(\cdot) \right\|_{\mathbb{U}} \leq \varepsilon.$$

Equipped with our approximate feedback $\mu_0^\dagger(\cdot)$, our **approximate explicit MPC strategy** for (2.1) is encoded by the following two steps:

- measure the states x_t at time t ,
- apply $u_t = \mu_0^\dagger(x_t)$, increment t to $t+1$, and repeat.

Since the uncertainty in the form of the approximation error (2.7) has been accounted for in (2.4), employing the control actions $u_t = \mu_0^\dagger(x_t)$ for each t in (2.1) ensures that all the given constraints are satisfied and recursive feasibility is guaranteed.

§3. Main result: Algorithm and theory

We state our main results in this section in the form of an algorithm and a closed-loop stability result under the approximate feedback policy for the system (2.1) derived from (2.4). The algorithm foreshadows the theoretical guarantees and is designed ensure recursive feasibility despite the approximation errors that creep into the explicit (approximate)

feedback constructed herein via quasi-interpolation. More specifically, the algorithm provides a systematic way to extend (whenever needed) the domain of the approximation-ready feedback policy $\mu_0^*(\cdot)$ and approximate it in the *uniform* sense for *all feasible* initial data. The following schematic diagram provides a bird's-eye view of the extension algorithm, which we will discuss in detail in §3.1 ahead.

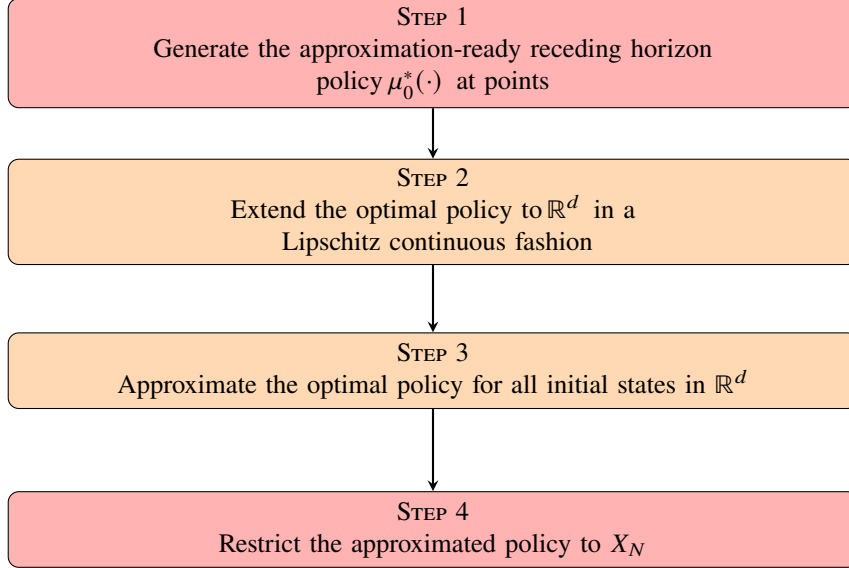


Figure 1. A flowchart of the extension algorithm

§ 3.1. Lipschitz extension algorithm. The algorithm can be segregated into four parts:

§ 3.1.1. *Calculation of the approximation-ready policy at points.* Recall that the optimal feedback $\mu_0^*(\cdot)$ is generated via the approximation-ready robust MPC problem (2.4). We limit our results to the case of policies that are Lipschitz continuous in the parameter \bar{x} ; this is an explicit assumption of the main result — Theorem (3.7) ahead. Regularity of this nature is important for the interpolation technique we shall employ in the sequel although generalizations can be made and will be reported in our subsequent work. To this end, we shall take the assistance of results from multiparametric programming. The problem (2.4) can be written in the form

$$(3.1) \quad J^*(\bar{x}) := \min_{\mu} \{J_0(\mu, \bar{x}) \mid G_0(\mu, \bar{x}) \leq 0\},$$

where J_0 and G_0 are functions of the parameters \bar{x} and the (finitely parameterized) policy $\mu(\cdot)$ and are associated with the cost function and the constraints, respectively, of the MPC problem (2.4). Of course, $\mu(\cdot)$ is finitely parameterized as functions of the states or disturbances (see [Löf03b], [GKM06]) for reasons of computational tractability. From this stage, from appropriate regularity conditions on J_0 and G_0 inherited from regularity conditions stipulated from the dynamics and the objective function, and with certain constraint qualification conditions being enforced, Lipschitz continuity of the minimizer $\bar{x} \mapsto \mu^*(\bar{x})$ can be inferred; see Appendix §6.1 for one such optimizer regularity result. Since such results are not our focus, we stay content with assuming certain regularity requirements whenever necessary.

§3.1.2. *Extension to \mathbb{R}^d .* We shall assume that the optimal policy $\mu_0^*(\cdot)$ for (2.4) is a Lipschitz continuous (via, e.g., Theorem (6.4) presented in Appendix §6.1) map defined on X_N . This map needs to be extended in a Lipschitz continuous fashion to all \mathbb{R}^d by means of the steps E1) through E4) given below. This procedure is presented here for the purpose of ensuring greater numerical fidelity and achieving very high accuracy. To this end, let L_0 be the Lipschitz constant of the policy $\mu_0^*(\cdot)$ and let \mathcal{V} be the difference between the maximum and the minimum value reached by $\mu_0^*(\cdot)$ on X_N . These maximum and minimum values exist because X_N is compact. We choose a point $p := (x_1, x_2, \dots, x_d, L_0 \mathcal{V}) \in \mathbb{R}^{d+1}$, where $(x_i)_{i=1}^d \in X_N \subset \mathbb{R}^d$. When the Lipschitz constant L_0 of the policy $\mu_0^*(\cdot)$ is not exactly known, we may pick the last coordinate of the point p as $2\widehat{L}_0 \mathcal{V}$; where \widehat{L}_0 is a crude estimate (which maybe a conservative choice but it does not affect the interpolation procedure) of L_0 . Having chosen the point p , one can obtain a larger set \widehat{X}_N and the extended policy $\mu_0^*(\cdot)$ (we shall abuse notation and continue to label the policy $\mu_0^*(\cdot)$ after extension to \mathbb{R}^d as $\mu_0^*(\cdot)$ itself) defined on \widehat{X}_N will continue to be Lipschitz continuous. The steps are:

- E1) join the point p with all the boundary points of the policy $\mu_0^* : X_N \rightarrow \mathbb{U}$ via straight lines given by the equation: $p_0 = (b - p)\eta + p$, where b is one such boundary point of $\mu_0^*(\cdot)$ and $\eta \in \mathbb{R}$ is a parameter;
- E2) extend affinely to form \widehat{X}_N ;
- E3) find out $\mu_0^*(\cdot)$ on the point of \widehat{X}_N using the analytic expression of straight line;
- E4) extend $\mu_0^*(\cdot)$ by zero outside \widehat{X}_N .

Empirical evidence (to be given in Section 5) suggests that this extension step may be skipped in certain cases.

§3.1.3. *Approximation.* The parent approximation engine for all $x \in \mathbb{R}^d$ is given by

$$(3.2) \quad \widehat{\mu}_0(x) := \mathcal{D}^{-d/2} \sum_{m \in \mathbb{Z}^d} \mu_0^*(mh) \psi\left(\frac{x - mh}{h\sqrt{\mathcal{D}}}\right).$$

We use the following truncated version of the parent quasi-interpolation scheme (3.2) (see Remark (6.13) for more details and our motivation behind the employment of (3.3)) for the extended feedback policy $\mu_0^*(\cdot)$ which is given by:

$$(3.3) \quad \mu_0^\dagger(x) := \mathcal{D}^{-d/2} \sum_{\substack{mh \in \mathbb{B}(x, R_0 h) \\ m \in \mathbb{Z}^d}} \mu_0^*(mh) \psi\left(\frac{x - mh}{h\sqrt{\mathcal{D}}}\right),$$

for all $x \in \mathbb{R}^d$; where $R_0 > 0$ and $\mu_0^*(mh)$ are the values of the policy map $\mu_0^*(\cdot)$ at the specified grid points. Thus, the uniform grid, we call it $\mathbb{F} := \{mh \mid mh \in \mathbb{B}(x, R_0 h)\}$, over which the summation in (3.3) is performed is *finite* and \mathbb{F} depends on $x \in \mathbb{R}^d$. The generating function $\psi(\cdot)$ belongs to the Schwartz class, i.e., the class of rapidly decaying functions which satisfies the moment condition (6.7), and the decay condition (6.8); see §6.2 in Appendix 6 for more details. The extended feedback map $\mu_0^*(\cdot)$ is Lipschitz continuous by construction (see §3.1.1), and is defined over the whole space \mathbb{R}^d ; consequently, the following estimate holds (see Theorem (6.9)):

$$(3.4) \quad \|\widehat{\mu}_0(\cdot) - \mu_0^*(\cdot)\|_{\mathbb{U}} \leq C_\gamma L_0 h \sqrt{\mathcal{D}} + \Delta_0(\psi, \mathcal{D}),$$

where $C_\gamma := M \cdot \Gamma(M)/\Gamma(M+2)$ is a constant and $\Gamma(\cdot)$ denotes the Gamma function, and M is the order of moment condition that $\psi(\cdot)$ satisfies as defined in (6.7); see Appendix §6.3 for concrete expressions of these quantities. The term $\Delta_0(\psi, \mathcal{D})$ is the *saturation error*.

Three quantities in (3.3) — R_0 , h , and \mathcal{D} — need to be picked at this stage, **depending on the prescribed error margin**. To this end, fix a desired uniform error margin $\varepsilon > 0$. We proceed to dominate the left-hand side of (3.4) by ε in **three** steps:

- ▷ On the right hand side of (3.4), the second term $\Delta_0(\psi, \mathcal{D})$ — the *saturation error* — depends on the shape parameter \mathcal{D} , and can be reduced below $\frac{\varepsilon}{3}$ by increasing \mathcal{D} . Notice that this term is *independent* of h , and therefore this step can be carried out independently by means of increasing \mathcal{D} alone.
- ▷ The first term on the right hand side of (3.4) converges to zero, for every fixed \mathcal{D} , as $h \rightarrow 0$. Thus after fixing $\Delta_0(\psi, \mathcal{D})$ in the preceding step $\frac{\varepsilon}{3}$, we diminish h such that the first term is dominated by $\frac{\varepsilon}{3}$.
- ▷ We pick $R_0 > 0$ such that the error between the truncated and the parent approximants (see equation (6.15)) is below $\frac{\varepsilon}{3}$.

The total *uniform* error, consequently, stays within the preassigned bound ε .

§3.1.4. *Restriction.* Finally, we restrict the approximated policy inside the set X_N . By construction this restricted policy $\mu_0^\dagger(\cdot)$, satisfies $\|\mu_0^*(x) - \mu_0^\dagger(x)\| \leq \varepsilon$ for all $x \in X_N$. The entire procedure is spelled out in Algorithm 1.

Algorithm 1: Lipschitz extension and interpolation

Data : $\mu_0^*(\cdot)$ at points
Initialize: Lipschitz constant L_0 of the policy $\mu_0^*(\cdot)$, coordinate of the point p

- 1 **while** $\mu_0^*(x)$ is such that $x \in \partial X_N$ **do**
- 2 Join the line from p and $\mu_0^*(mh)$ when $(mh)_{m \in \partial X_N}$ and extend to get \widehat{X}_N
- 3 Find out $\mu_0^*(\cdot)$ on the points of \widehat{X}_N using the analytic expression of the straight line, extend by zero outside \widehat{X}_N
- 4 Fix an error-margin $\varepsilon > 0$; choose the pair $(h, \mathcal{D}) \in]0, +\infty[^2$ and $R_0 > 0$
- 5 Compute, the approximant $\mu_0^\dagger(\cdot)$ to the approximand (i.e., the extended policy, which we continue to call $\mu_0^*(\cdot)$ by abuse of notation) via (3.3) and restrict to X_N .
- 6 **end**

§3.2. Stability guarantees under the Lipschitz extension algorithm. Let us recall that the approximation-ready feedback policy for (2.4) is $\mu_0^*(\cdot)$ and the approximate feedback policy is $\mu_0^\dagger(\cdot)$ (obtained from $\mu_0^*(\cdot)$ by following the steps in §3.1). Let us establish conditions for stability of (2.1) under the approximate policy $\mu_0^\dagger(\cdot)$.

(3.5). **ASSUMPTION.** For robust stability we need c_F, \mathbb{M}_F , and c to satisfy following properties [MF19]:

- For all $\xi \in \mathbb{M}_F$, there exists a feedback $\mu := \mu_F(\xi) \in \mathbb{U}$ such that
 - ▷ $c_F \circ \tilde{f}(\xi, \mu_F(\xi), (0, 0)) - c_F(\xi) \leq -c(\xi, \mu_F(\xi))$ for every $\xi \in \mathbb{M}_F$,
 - ▷ $\tilde{f}(\xi, \mu_F(\xi), (\nu, \zeta)) \in \mathbb{M}_F$ for every $\xi \in \mathbb{M}_F, (\nu, \zeta) \in \mathbb{W} \times \mathbb{B}_\infty^m[0, \varepsilon]$.
- There exists a number $b > 0$ such that:
 - $c_F \circ \tilde{f}(\xi, \mu_F(\xi), (\nu, \zeta)) - c_F(\xi) \leq -c(\xi, \mu_F(\xi)) + b$ for every $\xi \in \mathbb{M}_F, (\nu, \zeta) \in \mathbb{W} \times \mathbb{B}_\infty^m[0, \varepsilon]$.
- The terminal set $\mathbb{M}_F \subset \mathbb{M}$ is compact and contains the origin in its interior, and there exist \mathcal{K}_∞ functions $\alpha_1(\cdot), \alpha_2(\cdot)$ such that
 - ▷ $c(\xi, \mu) \geq \alpha_1(|\xi|)$ for every $\xi \in X_N$ and for every $\mu \in \mathbb{U}, (\nu, \zeta) \in \mathbb{W} \times \mathbb{B}_\infty^m[0, \varepsilon]$,
 - ▷ $c_F(\xi) \leq \alpha_2(|\xi|)$ for every $\xi \in \mathbb{M}_F$.

Under Assumption (3.5), it can be shown ([MF19], §3, Assumption 3, and the discussion thereafter) that under the receding horizon policy $\mu_0^*(\cdot)$, the closed-loop system

of (2.4) generated by the recursion $x_{t+1} = \tilde{f}(x_t, \mu_0^*(x_t), (w_t, v_t))$ is robustly stable and the value function $V_N^*(\cdot)$ satisfies the following descent property for some $b \in \mathbb{R}$:

$$(3.6) \quad V_N^*(x_1) - V_N^*(x_0) \leq -c(x, \mu_0^*(x_0)) + b$$

for every $x_0 \in X_N$, the set of all feasible states for which (2.4) admits a solution. Figure 2 explains the interplay between the optimization problems (2.2) and (2.4) and how Assumption (3.5) comes into the picture. Against this backdrop, here is our key technical result

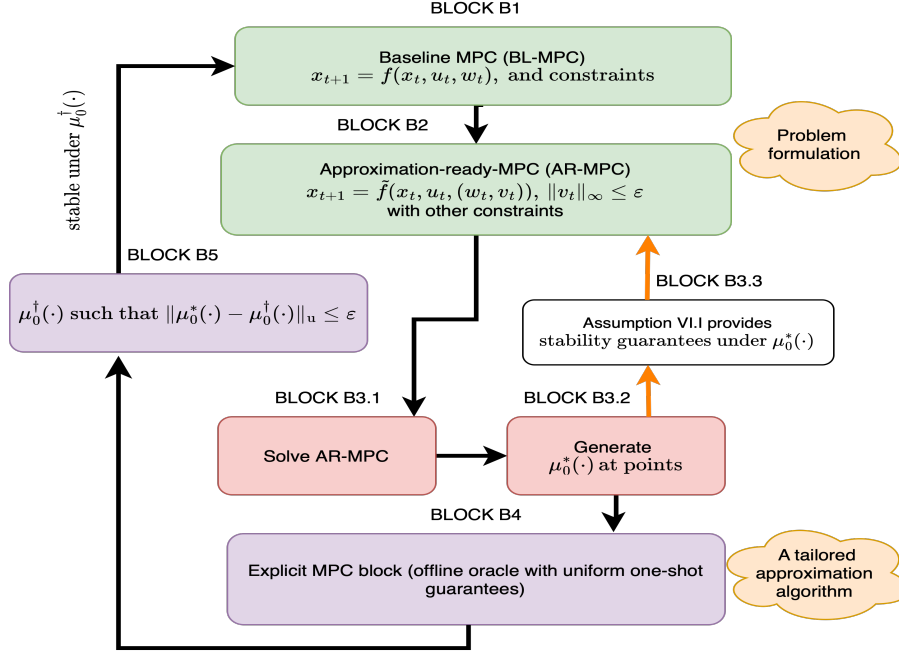


Figure 2. A flowchart explaining the QuIFS algorithm.

concerning the approximate feedback policy $\mu_0^\dagger(\cdot)$:

(3.7). THEOREM. Consider the constrained optimal control problem (2.4) along with its associated data ((2.3)-a)–((2.3)-c) and suppose that Assumption (2.5) holds. Let $\mu_0^*(\cdot)$ be the unique approximation-ready receding horizon policy. Assume that $X_N \ni x \mapsto \mu_0^*(x) \in \mathbb{U}$ is Lipschitz continuous with Lipschitz constant L_0 . Then:

((3.7)-a) For every given $\varepsilon > 0$, there exist a generating function $\psi(\cdot) \in \mathcal{S}(\mathbb{R}^d)$, a pair $(h, \mathcal{D}) \in]0, +\infty[^2$, and $R_0 > 0$, such that the approximate feedback map $X_N \ni x \mapsto \mu_0^\dagger(x) \in \mathbb{U}$ defined in (3.3) is within a uniform error margin ε from $\mu_0^*(\cdot)$; to wit,

$$\|\mu_0^*(x) - \mu_0^\dagger(x)\| \leq \varepsilon \quad \text{for all } x \in X_N.$$

((3.7)-b) In addition, suppose that Assumption (3.5) holds. Then under the approximate feedback map $X_N \ni x \mapsto \mu_0^\dagger(x)$ constructed via Algorithm 1, the system (2.1) is ISS-like stable in the sense of Definition (7.4).

PROOF. We begin by giving proof of the first assertion. Fix $\varepsilon > 0$, $\psi(\cdot) \in \mathcal{S}(\mathbb{R}^d)$ satisfying moment condition of order M and decay condition of order $K > d$ with C_0 as the upper bound in (6.8). The approximate feedback policy $\mu_0^\dagger(\cdot)$ derived from the extended

approximation-ready policy $\mu_0^*(\cdot)$ is given by the summation

$$(3.8) \quad \mu_0^\dagger(x) := \mathcal{D}^{-d/2} \sum_{mh \in \mathbb{F}} \mu_0^*(mh) \psi\left(\frac{x - mh}{h\sqrt{\mathcal{D}}}\right) \text{ for } x \in \mathbb{R}^d,$$

where $\mathbb{F} := \{mh \mid mh \in \mathbb{B}(x, R_0 h)\}$ is a finite set. By assumption, the approximation-ready policy $\mu_0^*(\cdot)$ is Lipschitz continuous with Lipschitz rank L_0 and so is the extended policy $\mu_0^*(\cdot)$ (we abuse of notation here) with the same Lipschitz rank L_0 by means of the Lipschitz extension Algorithm 1. Let $\widehat{\mu}_0(\cdot)$ be as given in (3.2). Then, we have the estimate (see Theorem (6.9))

$$(3.9) \quad \|\widehat{\mu}_0(\cdot) - \mu_0^*(\cdot)\|_{\mathbf{u}} \leq C_\gamma L_0 h \sqrt{\mathcal{D}} + \Delta_0(\psi, \mathcal{D}) \text{ on } \mathbb{R}^d.$$

In (3.9) the various quantities are as follows:

- $\Delta_0(\psi, \mathcal{D}) := \mathcal{E}_0(\psi, \mathcal{D}) \|\mu_0^*(\cdot)\|_{\mathbf{u}}$,
- $\mathcal{E}_0(\psi, \mathcal{D})$ is as in (6.11),
- the constant $C_\gamma := M \cdot \Gamma(M)/\Gamma(M+2)$, where M is the order of moment condition that $\psi(\cdot)$ satisfies as defined in (6.7), $\Gamma(\cdot)$ is the gamma function, and
- L_0 is the Lipschitz constant of $\mu_0^*(\cdot)$ on \mathbb{R}^d .

From [MS07, Chapter 2, Corollary 2.13] it follows that for the preassigned $\varepsilon > 0$, we can find $\mathcal{D}_{\min} > 0$ such that whenever $\mathcal{D} \geq \mathcal{D}_{\min}$, we have

$$(3.10) \quad \mathcal{E}_0(\psi, \mathcal{D}) \leq \frac{\varepsilon}{3 \|\mu_0^*(\cdot)\|_{\mathbf{u}}}.$$

We pick $\mathcal{D} \geq \mathcal{D}_{\min}$, which ensures

$$(3.11) \quad \Delta_0(\psi, \mathcal{D}) \leq \frac{\varepsilon}{3}.$$

Now we fix

$$(3.12) \quad h = \frac{\varepsilon}{3C_\gamma L_0 \sqrt{\mathcal{D}}},$$

which leads to the first term on the right-hand side of (3.9) to be dominated by $\frac{\varepsilon}{3}$. Combining the estimate (3.11) with (3.12), from (3.9) we arrive at

$$(3.13) \quad \|\mu_0^*(\cdot) - \widehat{\mu}_0(\cdot)\|_{\mathbf{u}} \leq \frac{2\varepsilon}{3}.$$

Notice that the estimate (3.13) is valid after $\mu_0^*(\cdot)$ has been extended to \mathbb{R}^d . In (6.15) with $\Lambda := R_0 h$, we pick

$$R_0 := \sqrt{\mathcal{D}} \left(\frac{\varepsilon}{3\mathcal{B} \|\mu_0^*(\cdot)\|_{\mathbf{u}}} \right)^{1/(d-K)},$$

where \mathcal{B} is a constant specific to $\psi(\cdot)$ and given in (R-a) of Remark (6.13). Then $\|\widehat{\mu}_0(x) - \mu_0^\dagger(x)\| \leq \frac{\varepsilon}{3}$ for all $x \in \mathbb{R}^d$. Now restricting the domains of $\mu_0^*(\cdot)$, $\widehat{\mu}_0(\cdot)$, and $\mu_0^\dagger(\cdot)$ to X_N while retaining the same notation for all of them, we see that

$$(3.14) \quad \begin{aligned} \|\mu_0^*(x) - \mu_0^\dagger(x)\| &\leq \|\mu_0^*(x) - \widehat{\mu}_0(x)\| + \|\widehat{\mu}_0(x) - \mu_0^\dagger(x)\| \\ &\leq C_\gamma L_0 h \sqrt{\mathcal{D}} + \Delta_0(\psi, \mathcal{D}) + \mathcal{B} \left(\frac{\sqrt{\mathcal{D}}}{R_0} \right)^{K-d} \|\mu_0^*(\cdot)\|_{\mathbf{u}} \\ &\leq \frac{2\varepsilon}{3} + \frac{\varepsilon}{3} = \varepsilon. \end{aligned}$$

In summary, since $\varepsilon > 0$ was preassigned and we picked $\psi(\cdot) \in \mathcal{S}(\mathbb{R}^d)$, $(h, \mathcal{D}) \in]0, +\infty[^2$, and $R_0 > 0$ such that the estimate (3.14) holds, the first assertion ((3.7)-a) stands established.

We proceed to prove the second assertion ((3.7)-b) concerning the stability of the closed-loop system corresponding to the system (2.1) under the approximate feedback $\mu_0^\dagger(\cdot)$. Under $\mu_0^\dagger(\cdot)$, the closed-loop process is given by:

$$(3.15) \quad \xi^+ = f(\xi, \mu_0^\dagger(\xi), \nu),$$

where ξ^+ denotes the next state when the current state is ξ . Recall that the (state-dependent) approximation noise is given by $\zeta := \mu_0^\dagger(\xi) - \mu_0^*(\xi)$ at the state ξ . Then from (3.15) we have

$$(3.16) \quad \begin{aligned} \xi^+ &= f(\xi, \mu_0^\dagger(\xi), \nu) = f(\xi, \mu_0^\dagger(\xi) - \mu_0^*(\xi) + \mu_0^*(\xi), \nu) \\ &= f(\xi, \zeta + \mu_0^*(\xi), \nu) = \tilde{f}(\xi, \mu_0^*(\xi), (\nu, \zeta)), \end{aligned}$$

where $\tilde{f}(\cdot)$ has been defined in (2.3). With the stability Assumption (3.5) in place by hypothesis, for the problem (2.4) we have the following descent property concerning the value function (quoted in (3.6)): there exists $b > 0$ such that for all $\xi, \xi^+ \in X_N$,

$$(3.17) \quad V_N^*(\xi^+) - V_N^*(\xi) \leq -c(\xi, \mu_0^*(\xi)) + b.$$

Consequently, the closed-loop system under $\mu_0^*(\cdot)$ of (2.3), i.e., the dynamics (3.16), is stable in the sense of Definition (7.4) and the ensuing optimal control problem (2.4) is recursively feasible; see [MF19, §3]. This immediately proves the stability of the system (2.1) under the approximate feedback policy $\mu_0^\dagger(\cdot)$ (i.e., stability of the system (3.15)) in the sense of Definition (7.4), completing the proof. \square

§3.3. Discussion.

(3.18). REMARK. Each of the quantities h , \mathcal{D} , and R_0 asserted in Theorem (3.7) determines an aspect of the final approximate policy $\mu_0^\dagger(\cdot)$. Of course, R_0 determines the (finite) number of terms in the sum in (3.3); h is the discretization size, and \mathcal{D} is the shape parameter. Together they ensure that $\mu_0^\dagger(\cdot)$ is *finitely determined*, therefore being computationally tractable. We draw attention to the fact that the steps in §3.1 are *technically* part of the proof of Theorem (3.7), although we have presented the steps separately for convenience and readability.

(3.19). REMARK (On the robust approach). We reiterate that the technique of approximation (as opposed to exact evaluation) of control policies necessarily introduces uncertainties in the action variable during the operation of the underlying system. Accommodating such uncertainties at the synthesis stage naturally leads to the robust formulation of MPC irrespective of whether the original problem was nominal or robust MPC. In fact, even if stochastic modeling of uncertainties in the plant and/or measurements is considered and the resulting policies approximated by some means, still the synthesized policies must be robust with respect to the errors introduced by approximated control policy in view of ensuring recursive feasibility. In other words, ensuring robustness in closed-loop with respect to uncertainties in the control actions is inevitable in the technique of approximation; the *extent* of robustness can be *prespecified* in our approach as explained above (and as pointed out in point (A) of §1). Among all possible types of approximation, we submit that the best choice is that of *uniform* approximation; indeed, no other \mathbb{L}_p approximation error would guarantee boundedness of the uncertainties introduced in the control actions due to such errors, thereby rendering the robust formulation ineffective and compromising recursive feasibility.

(3.20). REMARK (The role of policies). It is well-known that for optimal control problems in the presence of uncertainties, control policies (and not open-loop control trajectories) are the correct objects to be optimized (see the discussions in [May16]). Accordingly, our formulation of the baseline robust optimal control problem (2.2) underlying the MPC

problem features the outer minimization over a class of policies. The resulting problem, in general, is infinite-dimensional (because the optimization variables are *functions*) unless, of course, this class of policies is finitely parametrized to ensure computational tractability. Such finite parametrizations must be carried out by selecting the class of admissible policies judiciously and perhaps depending on the problem at hand. This is a subject of contemporary interest, relevance, and vigorous research.

(3.21). **REMARK** (Computational challenges). Of course, the computation of optimal policies in, e.g., (2.4) is a challenging problem. Over and above the exponential complexity introduced due to the uniform grid (pointed out in point (C) of §1), each point evaluation involves the numerical solution of a minmax problem. While the general case of nonlinear MPC offers little hope with regards to the indicated minmax computation at the present time, the linear analog (i.e., linear MPC, to be treated in §4) does indeed admit numerically tractable approaches in some of the most important cases. One of the early developments in this direction was reported in [BB07]; the authors treated the case of the minmax problem with open-loop controls under control energy constraints and reduced it to a convex optimization program. More recently, riding on novel developments (reported in [DACC22]) on tractable techniques to solve convex semi-infinite programs, solutions to (4.3) (analogs of (2.4)) with polyhedral constraints under affine-feedback-in-the-noise control policies (pioneered in [Löf03b]) appear to be promising. Results in this direction are currently under development and will be reported separately.

§4. Linear mpc

This section is devoted to linear MPC problems with the right-hand side $\mathbb{R}^d \times \mathbb{R}^m \times \mathbb{R}^d \ni (\xi, \mu, \nu) \mapsto f(\xi, \mu, \nu) := A\xi + B\mu + \nu$ coupled with quadratic costs. This is an important subclass of problems of the type (2.4) for which today there are numerically tractable algorithms via which the interpolation scheme in §3 can be employed.⁶

To wit, consider the linear and time-invariant dynamical system

$$(4.1) \quad x_{t+1} = Ax_t + Bu_t + w_t, \quad x_0 \text{ given}, \quad t \in \mathbb{N},$$

with the data:

- ((4.1)-a) $x_t \in \mathbb{M} \subset \mathbb{R}^d, u_t \in \mathbb{U} \subset \mathbb{R}^m$, and $w_t \in \mathbb{W} \subset \mathbb{R}^d$ are the system states, control action and the disturbance input at time t ; and $A \in \mathbb{R}^{d \times d}$ and $B \in \mathbb{R}^{d \times m}$ are system and control matrices respectively;
- ((4.1)-b) the state, control, and uncertainty constraint sets are polytopic, each containing the respective origin in its interior;
- ((4.1)-c) a *cost-per-stage* function

$$\mathbb{R}^d \times \mathbb{R}^m \ni (\xi, \mu) \mapsto c(\xi, \mu) := \langle \xi, Q\xi \rangle + \langle \mu, R\mu \rangle \in [0, +\infty[,$$

and a *final-stage cost* function

$$\mathbb{R}^d \ni \xi \mapsto c_F(\xi) := \langle \xi, P\xi \rangle \in [0, +\infty[$$

with given positive (semi) definite matrices $Q = Q^\top \in \mathbb{R}^{d \times d}, R = R^\top \in \mathbb{R}^{m \times m}$, and $P = P^\top \in \mathbb{R}^{d \times d}$;

- ((4.1)-d) the data ((2.1)-g)–((2.1)-h) continue to hold.

⁶Such developments will be reported elsewhere.

$$(4.2) \quad \inf_{\pi(\cdot)} \sup_W \langle \xi_N, P\xi_N \rangle + \sum_{t=0}^{N-1} \langle \xi_t, Q\xi_t \rangle + \langle \mu_t, R\mu_t \rangle$$

subject to $\begin{cases} \text{the recursion (4.1) for each } t, \xi_0 = \bar{x}, \\ \xi_t \in \mathbb{M}, \mu_t \in \mathbb{U} \text{ for all } t \in 0, \dots, N-1, \\ \text{for all } (v_t, t) \in \mathbb{W} \times 0, \dots, N-1, \\ \xi_N \in \mathbb{M}_F, \mu_t = \pi_t(\xi_t), \pi(\cdot) \in \Pi, \\ W := (v_0, \dots, v_{N-1}). \end{cases}$

Define $\tilde{w}_t := w_t + Bv_t$ and let $\tilde{W} := \mathbb{W} \oplus B\mathbb{B}_\infty^m[0, \varepsilon]$. We synthesize the receding horizon control via the following linear robust optimal control problem:

$$(4.3) \quad \inf_{\pi(\cdot)} \sup_W \langle \xi_N, P\xi_N \rangle + \sum_{t=0}^{N-1} \langle \xi_t, Q\xi_t \rangle + \langle \mu_t, R\mu_t \rangle$$

subject to $\begin{cases} \xi_{t+1} = A\xi_t + B\mu_t + B\zeta_t + v_t, \\ \xi_0 = \bar{x}, \xi_t \in \mathbb{M} \text{ for all } t \in 0, \dots, N-1, \\ \xi_N \in \mathbb{M}_F, \mu_t \in \mathbb{U} \text{ for all } \xi_N \in \mathbb{M}_F, \\ \text{for all } (\varsigma_t, t) \in \tilde{W} \times 0, \dots, N-1, \\ \mu_t = \pi_t(\xi_t), \pi(\cdot) \in \Pi, W := (\varsigma_1, \dots, \varsigma_{N-1}). \end{cases}$

As before, we denote the first element of the policy of the problem (4.3) by $\mu_0^*(\cdot)$ which is the approximation-ready receding horizon optimal policy. The following corollary mimics the Theorem (3.7) in §3.

(4.4). COROLLARY. Consider the constrained optimal control problem (4.3) along with its associated data ((4.1)-a)–((4.1)-d) and suppose that the Assumption (2.5) holds. Let $\mu_0^*(\cdot)$ be the unique approximation-ready receding horizon policy corresponding to (4.3). Then the following assertions hold:

((4.4)-a) For every given $\varepsilon > 0$, there exist a generating function $\psi(\cdot) \in \mathcal{S}(\mathbb{R}^d)$, a pair $(h, \mathcal{D}) \in]0, +\infty[^2$, and $R_0 > 0$, such that the approximate feedback map $X_N \ni x \mapsto \mu_0^\dagger(x) \in \mathbb{U}$ defined in (3.3) is within a uniform error margin ε from $\mu_0^*(\cdot)$; to wit,

$$\|\mu_0^*(x) - \mu_0^\dagger(x)\| \leq \varepsilon \quad \text{for all } x \in X_N.$$

((4.4)-b) In addition, suppose that Assumption (3.5) holds with $\tilde{f}(\xi, \mu, (v, \zeta)) := A\xi + B\mu + B\zeta + v$. Then under the approximate feedback map $X_N \ni x \mapsto \mu_0^\dagger(x)$, constructed via Algorithm 1, the system (4.1) is ISS-like stable in the sense of Definition (7.4).

PROOF. The optimal feedback law $x \mapsto \mu_0^*(x)$ concerning the problem (4.3) is a continuous piecewise affine function of states [RC06] and is thus Lipschitz continuous. Consequently, Theorem (3.7) applies and yields the proof at once. \square

§5. Numerical experiments

In this section we present an array of numerical examples on both linear and the nonlinear MPC front in order to illustrate the applicability of the QuIFS algorithm.

§5.1. Linear MPC. We provide two examples in the linear regime.

(5.1). EXAMPLE. We start with a two-dimensional example in the linear regime for two specific reasons: (a) to clearly depict the feedback policies and the corresponding error

characteristics, and (b) to show the efficacy of the Lipschitz extension procedure. To this end, for simplicity, we start with a system without any external disturbance, i.e., $w_t = 0$ (in Example (5.8) we consider a noisy dynamical system), but we synthesize (according to the QuIFS algorithm) the approximation-ready policy by translating the nominal MPC problem to a minmax problem. Consider the discrete-time linear time-invariant recursion [CSA⁺18]:

$$(5.2) \quad x_{t+1} = \begin{pmatrix} 1 & 0.1 \\ 0 & 1 \end{pmatrix} x_t + \begin{pmatrix} 0.005 \\ 0.1 \end{pmatrix} u_t.$$

Fix a time horizon $N := 15$ and consider the following finite-horizon discrete-time optimal control problem

$$(5.3) \quad \begin{aligned} & \underset{(u_t)_{t=0}^{N-1}}{\text{minimize}} && \sum_{t=0}^{N-1} \langle x_t, Qx_t \rangle + \langle u_t, Ru_t \rangle \\ & \text{subject to} && \begin{cases} \text{dynamics (5.2), } |x_t^1| \leq 6, \\ |x_t^2| \leq 1 \text{ for all } t = 0, \dots, N-1, \\ |u_t| \leq 2 \text{ for all } t = 0, \dots, N-1, \end{cases} \end{aligned}$$

where the state weighting matrix Q is the 2×2 identity matrix and the control weighting matrix is $R := 1$. The optimal solution is obtained by gridding the state-space $[-6, 6] \times [-1, 1]$ with a cardinal grid of step size $h = 0.0035$; see the left-hand sub-figure in Figure 3. We performed our numerical computations on MATLAB 2019b using the parallel computation toolbox in an 36 core server with Intel(R) Xeon(R) CPU E5 – 2699 v3, 4.30 GHz with 128 Gigabyte of RAM, and we employed the solver MOSEK along with the robust optimization module [Löf12] in YALMIP [Löf04] to solve the problem (5.3) where per point computation-time was ~ 1.5 sec. It turns out that the Lipschitz constant of $\mu_0^*(\cdot)$ is bounded above by $L_0 \approx 2$. For the Lipschitz extension procedure, we picked the point $p := (0, 0, 8)$ and performed the extension following the steps encoded in Algorithm 1. For the quasi-interpolation scheme, we picked the Laguerre polynomial-based basis function given by:

$$(5.4) \quad \psi_{2M_0}(x) := \pi^{-d/2} \mathcal{L}_{M_0-1}^{d/2}(\|x\|^2) e^{-\|x\|^2},$$

where the Laguerre polynomials are given by

$$(5.5) \quad \mathcal{L}_k^j(x) := \frac{x^{-j}}{k!} e^x \left(\frac{d}{dx} \right)^k (x^{k+j} e^x), \quad j > -1.$$

In [MS01] it is shown that a d -dimensional approximant of the form (3.3) with the basis (5.4) leads to uniform approximation of order $M := 2M_0$, i.e., $\mathcal{O}(h^{2M_0})$, where $M_0 = 1, 2, \dots$, and M is the order of the moment condition; (see (6.7)). We picked the Laguerre-Gaussian basis function (i.e., (5.4) with $d = 2$ and $M_0 = 3$)

$$(5.6) \quad \mathbb{R}^2 \ni x \mapsto \psi(x) := \frac{1}{\pi} \left(3 - 3\|x\|^2 + \frac{1}{2}\|x\|^4 \right) e^{-\|x\|^2}$$

that satisfies a moment condition of order $M = 6$, and thus $C_\gamma = 1/6$. For illustration, let us fix a error tolerance $\varepsilon = 0.005$; fix the shape parameter $\mathcal{D} = 2$ and simple algebra leads to the parameter $h = \frac{\varepsilon}{3C_\gamma L_0 \sqrt{\mathcal{D}}} = 0.004$. We choose $R_0 = 3$; i.e., 7 terms are used at each x in the following quasi-interpolant:

$$(5.7) \quad \mu_0^\dagger(x) := \frac{1}{\pi \mathcal{D}} \sum_{mh \in \mathbb{F}} \mu_0^*(mh) \left(3 - 3 \frac{\|\bar{z}\|^2}{h^2 \mathcal{D}} + \frac{1}{2} \frac{\|\bar{z}\|^4}{h^4 \mathcal{D}^2} \right) e^{-\frac{\|\bar{z}\|^2}{\mathcal{D} h^2}},$$

where $\bar{z} := x - mh$, and it is guaranteed that for the given $\varepsilon = 0.005$, our one-shot synthesis produces the pair $(h, \mathcal{D}) = (0.004, 2)$ such that $\|\mu_0^*(\cdot) - \mu_0^\dagger(\cdot)\|_{\mathbf{u}} \leq 0.005$; Figure 4 numerically verifies this fact. Table 1 shows a list of user-defined tolerance values and the

corresponding h and \mathcal{D} needed to achieve it. Corresponding to the error-margin $\varepsilon = 0.005$,

Table 1. The error-margin ε and the pair (h, \mathcal{D}) associated with example (5.1)

Threshold (ε)	h	\mathcal{D}
50×10^{-3}	0.04	2
5×10^{-3}	0.004	2

the actual and the approximated feedback functions are depicted in Figure 3. The error surfaces with and without the Lipschitz extension are shown in Figure 4. It is evident that

Table 2. Computation-time CT and storage requirements for the explicit control law with $\varepsilon = 0.05$.

Method	CT ($\mu_0^\dagger(\cdot)$)	Storage
QuIFS	23 sec	25 KB
MPT [KGB04]	19 sec	17 KB

while for both cases the error tolerance is respected, the error near the boundary of the feasible set reduces significantly when the extension algorithm is employed. The storage and computation-time requirements are recorded in Table 2.

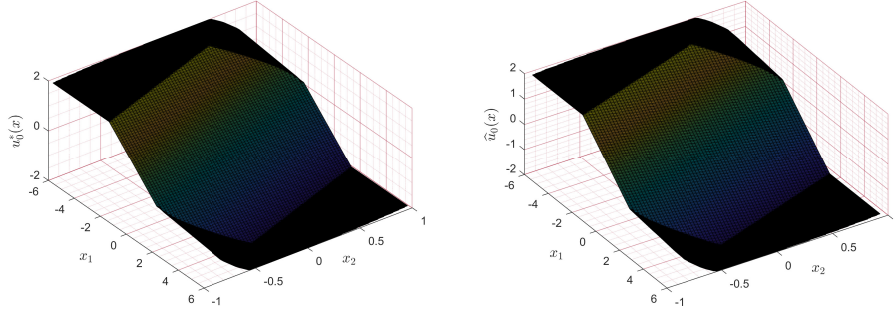


Figure 3. The optimal feedback $\mu_0^*(\cdot)$ and the approximated feedback $\mu_0^\dagger(\cdot)$ for Example (5.1) with $\varepsilon = 0.005$, and $(h, \mathcal{D}) = (0.0035, 2)$.

(5.8). **EXAMPLE.** Consider the fourth-order linear dynamical system:

$$(5.9) \quad x_{t+1} = Ax_t + Bu_t + w_t,$$

with the state and the actuation matrices:

$$A := \begin{pmatrix} 0.4035 & 0.3704 & 0.2935 & -0.7258 \\ -0.2114 & 0.6405 & -0.6717 & -0.0420 \\ 0.8368 & 0.0175 & -0.2806 & 0.3808 \\ -0.0724 & 0.6001 & 0.5552 & 0.4919 \end{pmatrix},$$

$$B := (1.6124 \quad 0.4086 \quad -1.4512 \quad -0.6761)^\top.$$

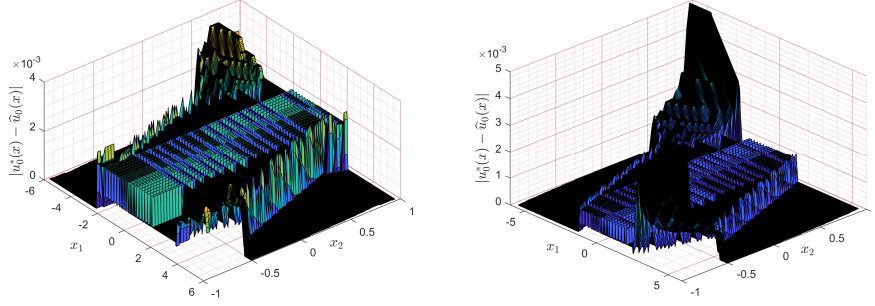


Figure 4. The absolute error between $\mu_0^*(\cdot)$ and $\mu_0^\dagger(\cdot)$ with the employment of the Lipschitz extension algorithm on the left and without it on the right. Notice that the vertical axis is scaled by the factor of 10^{-3} .

Fix $N = 17$ and consider the robust optimal control problem:

$$(5.10) \quad \begin{aligned} & \min_{(\pi_t)_{t=0}^{N-1}} \max_W \sum_{t=0}^{N-1} \langle x_t, Qx_t \rangle + \langle u_t, Ru_t \rangle \\ & \text{subject to} \quad \begin{cases} \text{dynamics (5.9),} \\ |x_t| \leq 5, |u_t| \leq 0.2 \text{ for all } t \in 0, \dots, N-1, \\ \text{for all } (w_t, t) \in [-0.01, 0.01] \times 0, \dots, N-1, \\ W := (w_0, \dots, w_{N-1}), \end{cases} \end{aligned}$$

where $Q := I_{4 \times 4}$ is a 4×4 -identity matrix, $R := 0.2$. To find the explicit control law we employed the MPT Toolbox [KGB04] with $w_t = 0$, which terminated unsuccessfully around 5×10^4 regions and was not able to compute the explicit feedback. Keeping the disturbance element w_t as above and applying the explicit synthesis algorithm reported in [PRCA06] and [GC12], we observed that the algorithm terminated unsuccessfully as well without being able to compute the explicit feedback due to a large number regions and the corresponding vertex enumeration procedure.

We then deployed our QuIFS algorithm. We fix an approximation error $\varepsilon := 0.05$, i.e., $\|v_t\|_\infty \leq 0.05$. Define $\tilde{w}_t := w_t + Bv_t$ and let $\tilde{W} := \mathbb{W} \oplus B\mathbb{B}_\infty^m[0, \varepsilon]$. The ensuing approximation-ready OCP reads as:

$$(5.11) \quad \begin{aligned} & \min_{(\pi_t)_{t=0}^{N-1}} \max_W \sum_{t=0}^{N-1} \langle x_t, Qx_t \rangle + \langle u_t, Ru_t \rangle \\ & \text{subject to} \quad \begin{cases} x_{t+1} = Ax_t + Bu_t + Bv_t + w_t \\ |x_t| \leq 5, |u_t| \leq 0.2 \text{ for all } t \in 0, \dots, N-1, \\ \text{for all } (\tilde{w}_t, t) \in \tilde{W} \times 0, \dots, N-1, \\ W := (\tilde{w}_0, \dots, \tilde{w}_{N-1}). \end{cases} \end{aligned}$$

We kept the same computer/server specifications as in Example (5.1), and employed the solver MOSEK [ApS19] along with YALMIP's robust optimization framework to solve the problem (5.11) using disturbance feedback parameterization of the control policy [Löf03a, Eq. 12a] at grid points of the underlying state space, with the grid size $h = 0.01$ (specified below) dictated by the QuIFS algorithm and per point computation time was ~ 5 sec. For us the dimension of the state-space $d = 4$; selecting $M_0 = 3$ and using (5.5)-(5.4), we get

$L_2^2(\xi) := 6 - 4\xi + \frac{\xi^2}{2}$ and consequently

$$(5.12) \quad \mathbb{R}^4 \ni x \mapsto \psi_6(x) := \frac{1}{\pi^2} \left(6 - 4\|x\|^2 + \frac{1}{2}\|x\|^4 \right) e^{-\|x\|^2}.$$

The generating function (5.12) satisfies the moment condition of order $M = 6$, which means that the constant $C_\gamma = 1/7$. Next, we fix the shape parameter $\mathcal{D} = 2$, and we obtain the value of $h = \frac{\varepsilon}{3C_\gamma L_0 \sqrt{\mathcal{D}}} \approx 0.01$, where we have employed a conservative estimate of the Lipschitz constant $L_0 = 8$ of $\mu_0^*(\cdot)$. We picked $R_0 = 5$; this means that 11 terms are used in the approximation formula (5.13) at each x . With these ingredients, we employ the quasi-interpolation formula:

$$(5.13) \quad \mu_0^\dagger(x) := \frac{1}{(\pi\mathcal{D})^2} \sum_{mh \in \mathbb{F}} \mu_0^*(mh) \left(6 - 4\frac{\|\bar{z}\|^2}{h^2\mathcal{D}} + \frac{1}{2}\frac{\|\bar{z}\|^4}{h^4\mathcal{D}^2} \right) e^{-\frac{\|\bar{z}\|^2}{2h^2}},$$

for the approximate feedback synthesis, where $\bar{z} := x - mh$. Consequently, it is guaranteed that with the approximant $\mu_0^\dagger(\cdot)$ in (5.13) and $(h, \mathcal{D}) = (0.01, 2)$ the estimate $\|\mu_0^*(\cdot) - \mu_0^\dagger(\cdot)\|_u \leq 0.05$ holds. Table 3 shows a list of parameters (h, \mathcal{D}) needed to achieve the prespecified error margin ε . We compare our results with the online receding horizon

Table 3. ε and the pair (h, \mathcal{D}) associated with example (5.10)

Threshold (ε)	h	\mathcal{D}
10×10^{-2}	0.02	2
5×10^{-2}	0.01	2

control trajectory. Observe that our results are visibly better than the one reported in [SJLM11, Fig. 6(c)] in terms of closeness between the online RHC and the approximate trajectory and the error characteristics. Figure 6 shows the optimal and the approximate

Table 4. computation-time **CT** and storage requirements for the explicit control law with $\varepsilon = 0.05$.

Method	CT ($\mu_0^\dagger(\cdot)$)	Storage
QuIFS	187 sec	9 MB
MPT and others [PRCA06, GC12, KGB04]	Terminated unsuccessfully	Terminated unsuccessfully

(explicit) control trajectories along with the error between them obtained from QuIFS on the same time scale. The corresponding state trajectories are shown in Figure 5. We also record the storage requirements and the computation-time needed to generate the explicit feedback law; see Table 4.

§5.2. Nonlinear MPC. In this section we provide two numerical examples concerning *nonlinear* MPC to show the effectiveness of our algorithm.

(5.14). **EXAMPLE.** Consider the continuous-time second-order nonlinear controlled dynamical system [CFM08]:

$$(5.15) \quad \begin{aligned} \dot{x}_1(t) &= x_2(t) \\ \dot{x}_2(t) &= u(t) - 0.6x_2(t) - x_1(t)^3 - x_1(t). \end{aligned}$$

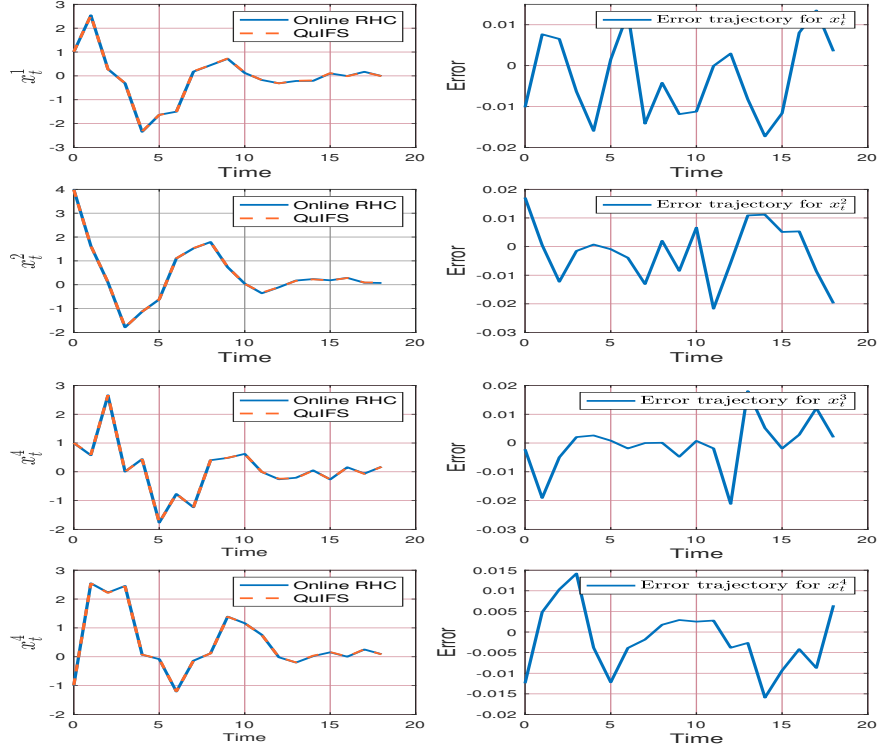


Figure 5. Closed-loop state trajectories starting from $x(0) := (1, 4, 1, -1)^\top$. QuIFS performs better in comparison to the trajectories reported in [SJLM11, Fig. 6(a) and Fig. 6(b)]; see the state trajectories, and especially the errors in there.

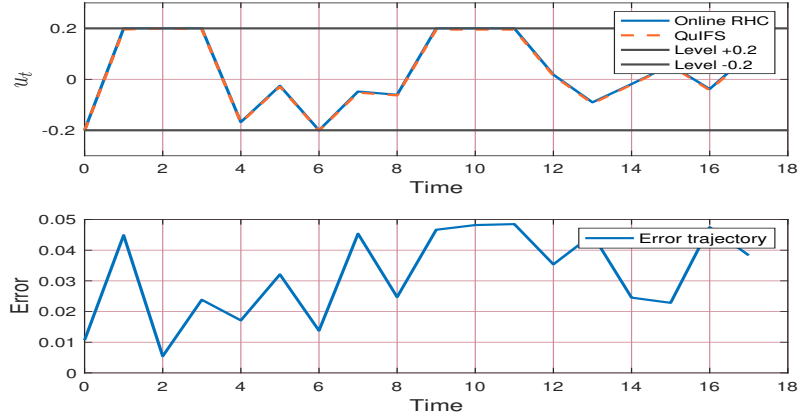


Figure 6. The online receding horizon control and the solution obtained from QuIFS. See [SJLM11, Fig. 6(c)] for a comparison.

The system dynamics (5.15) is discretized using a forward-Euler scheme with sampling time $T_s := 0.05$. Fix $N := 100$, and consider the finite horizon discrete-time optimal control

problem

$$(5.16) \quad \begin{aligned} & \min_{(u_t)_{t=0}^{N-1}} \sum_{t=0}^{N-1} \langle x_t, Qx_t \rangle + \langle u_t, Ru_t \rangle \\ & \text{subject to} \quad \begin{cases} \text{discretized dynamics (5.15),} \\ |x_t| \leq 5, |u_t| \leq 5 \text{ for all } t \in 0, \dots, N-1, \end{cases} \end{aligned}$$

where $Q := \mathbb{I}_{2 \times 2}$ and $R := 0.5$. Let us fix $\varepsilon = 0.05$. For the synthesis of the approximation-ready policy, as per our formulation, we consider the dynamics:

$$(5.17) \quad \begin{aligned} \dot{x}_1(t) &= x_2(t) \\ \dot{x}_2(t) &= u(t) + v(t) - 0.6x_2(t) - x_1(t)^3 - x_1(t). \end{aligned}$$

Then the approximation-ready robust optimal control problem is

$$(5.18) \quad \begin{aligned} & \min_{(u_t)_{t=0}^{N-1}} \max_W \sum_{t=0}^{N-1} \langle x_t, Qx_t \rangle + \langle u_t, Ru_t \rangle \\ & \text{subject to} \quad \begin{cases} \text{discretized dynamics (5.17),} \\ |x_t| \leq 5, |u_t| \leq 5 \text{ for all } t \in 0, \dots, N-1, \\ |v_t| \leq 0.05 \text{ for all } t \in 0, \dots, N-1, \\ W := (v_0, \dots, v_{N-1}). \end{cases} \end{aligned}$$

The solution to the problem (5.18) was obtained by gridding the state-space $[-5, 5] \times [-5, 5]$ with step size $h = 0.01$ and solving the ensuing NLP (5.18) in YALMIP using the NLP solver IPOPT [WB06] deriving a robust counterpart. The problem (5.18) can be alternatively solved using the algorithm reported in [KSMA21] as well. We performed our numerical computation keeping the computer server identical to the one in Example (5.1), and computation-time per point was ~ 2.3 sec. Next we choose the Laguerre-Gaussian basis function with $d = 2$, and $M_0 = 3$:

$$(5.19) \quad \mathbb{R}^2 \ni x \mapsto \bar{\psi}_6(x) := \frac{1}{\pi} \left(3 - 3\|x\|^2 + \frac{1}{2}\|x\|^4 \right) e^{-\|x\|^2}.$$

The generating function $\bar{\psi}_6(\cdot)$ satisfies a moment condition of order $M = 6$, which means that the constant $C_\gamma = 1/7$. Next, we fix the shape parameter $\mathcal{D} = 2$, we obtain the value of $h = \frac{\varepsilon}{3C_\gamma L_0 \sqrt{\mathcal{D}}} \approx 0.01$, where $L_0 = 4$ is a rough estimate of Lipschitz constant of $\mu_0^*(\cdot)$, estimated numerically. Choosing $R_0 = 3$, we employ the quasi-interpolant (5.7) with $\bar{\psi}_6(\cdot)$ in place of $\psi(\cdot)$ to generate the approximate policy $\mu_0^\dagger(\cdot)$. Figure 7 shows the actual and the approximated policies and Figure 8 depicts the error surface. Table 5 collects the computation-time and storage requirement data concerning the explicit feedback law.

Figures 9 and 10 depict the closed-loop trajectories obtained via applying QuIFS and

Table 5. computation-time CT and storage requirement for the explicit control law

Method	CT ($\mu_0^\dagger(\cdot)$)	Storage
QuIFS	51 sec	35 KB
[RRS ⁺ 12]	45 sec	28 KB

[RRS⁺12]. Clearly (see the enlarged snippets within the figures) QuIFS performs better than the algorithm established in [RRS⁺12] in terms of closeness to the online RHC trajectories.

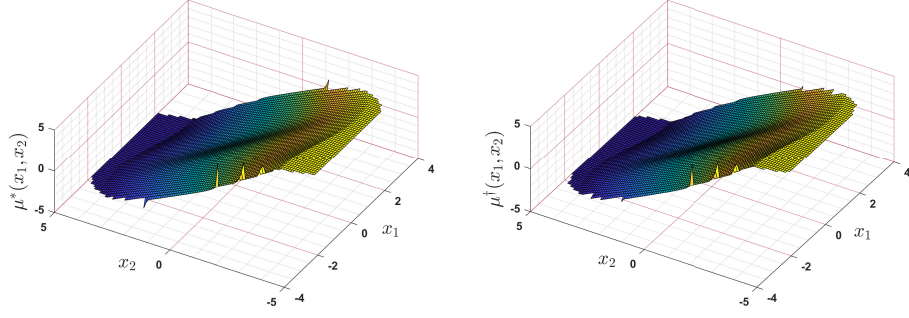


Figure 7. The optimal feedback $\mu_0^*(\cdot)$ and the approximated feedback $\mu_0^\dagger(\cdot)$ for Example (5.14) with $\varepsilon = 0.05$, and $(h, \mathcal{D}) = (0.01, 2)$.

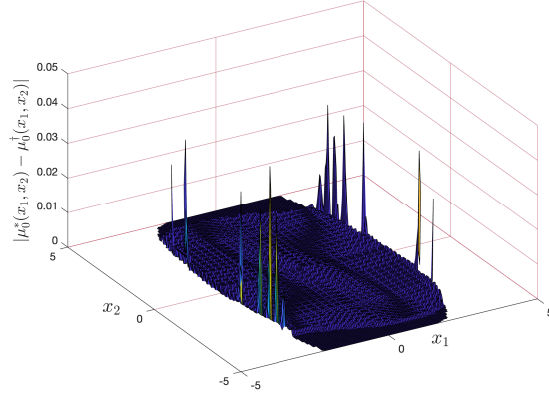


Figure 8. The absolute error between $\mu_0^*(\cdot)$ and $\mu_0^\dagger(\cdot)$ for example (5.14).

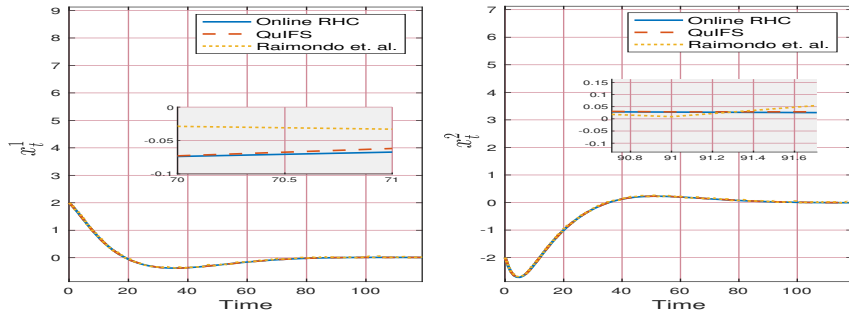


Figure 9. State trajectories generated by QuIFS, the algorithm reported in [RRS⁺12], and the online receding horizon state trajectories for $x_0 := \begin{pmatrix} 2 & -2 \end{pmatrix}^\top$ for a simulation length 120.

(5.20). EXAMPLE. Consider the dynamical system [RRS⁺12]:

$$(5.21) \quad \begin{aligned} \dot{x}_1(t) &= x_2(t) + (0.5 + 0.5x_1(t))u(t) \\ \dot{x}_2(t) &= x_1(t) + (0.5 - 2x_2(t))u(t). \end{aligned}$$

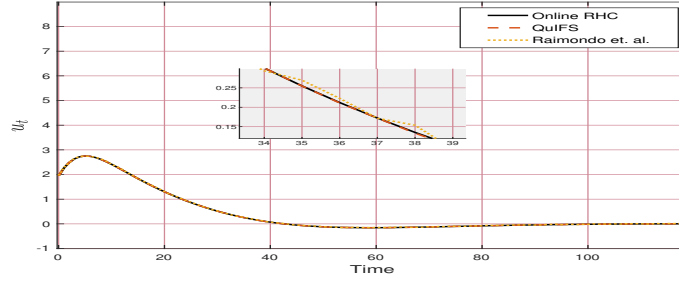


Figure 10. Control trajectories generated by QuIFS, the algorithm reported in [RRS⁺12], and the online receding horizon control trajectory for a simulation length 120.

We discretize the system dynamics (5.21) using a Runge-Kutta (RK4) discretization scheme with sampling time $T_s := 0.1$. For a fixed time horizon $N := 15$, consider the finite horizon discrete-time optimal control problem

$$(5.22) \quad \begin{aligned} & \underset{(u_t)_{t=0}^{N-1}}{\text{minimize}} \quad \langle x_N, Px_N \rangle + \sum_{t=0}^{N-1} \langle x_t, Qx_t \rangle + \langle u_t, Ru_t \rangle \\ & \text{subject to} \quad \begin{cases} \text{discretized dynamics (5.21), } x_N \in \mathbb{M}_F, \\ |x_t| \leq 1, |u_t| \leq 2 \text{ for all } t \in 0, \dots, N-1, \end{cases} \end{aligned}$$

where $Q := 0.01I_{2 \times 2}$, where $I_{2 \times 2}$ is the 2×2 identity matrix, $R := 0.01$, $P := \begin{pmatrix} 19.6415 & 13.1099 \\ 13.1099 & 19.6414 \end{pmatrix}$, which is found by solving the Lyapunov equations [RRS⁺12]. The terminal region is

$$\mathbb{M}_F := \{x \in \mathbb{R}^2 \mid \langle x, Px \rangle \leq 1\}.$$

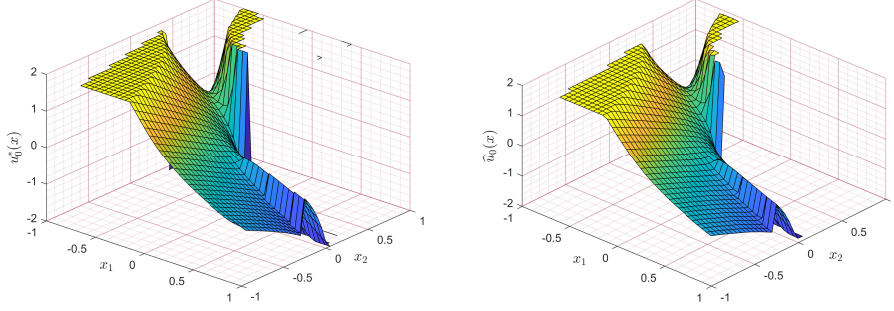
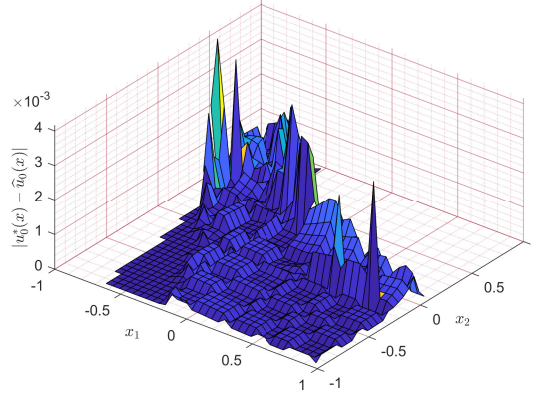
The optimal solution to (5.22) is obtained by gridding the state-space $[-1, 1] \times [-1, 1]$ with step size $h = 0.0035$ (dictated by the QuIFS algorithm); see the left-hand sub-figure in Figure 11 for the plot. We employed the NLP solver IPOPT in YALMIP with same computer specifications as in Example (5.1) to solve the optimization problem (5.22), where per point computation-time was ~ 2 sec. The Lipschitz constant of $\mu_0^*(\cdot)$ is roughly $L_0 \approx 2$ as estimated by numerical techniques. We skip the Lipschitz extension procedure for this example due to minor error fluctuations in the boundary of the feasible set. For the quasi-interpolation scheme we choose the Laguerre generating function by fixing $M_0 = 5$ and $d = 2$ in (5.4)

$$(5.23) \quad \mathbb{R}^2 \ni x \mapsto \psi_{10}(x) := \frac{1}{\pi} \left(5 - 10\|x\|^2 + 5\|x\|^4 - \frac{5}{6}\|x\|^6 + \frac{1}{24}\|x\|^8 \right) e^{-\|x\|^2}.$$

which satisfies moment condition of order $M = 10$, and consequently $C_\gamma = 1/11$. For illustration, let us fix a error tolerance $\varepsilon = 0.005$, and fix the shape parameter $\mathcal{D} = 2$; simple algebra leads to the parameter $h = \frac{\varepsilon}{3C_\gamma L_0 \sqrt{\mathcal{D}}} = 0.0063$. Observe that the value of h is conservative in nature, and it may be possible to achieve the error tolerance with higher values of h . We choose $R_0 = 7$; i.e., only 15 terms are used in the approximation formula at each x . Consequently, we employ the quasi-interpolant (5.7) with $\psi_{10}(\cdot)$ in place of $\psi(\cdot)$ to generate the approximate policy $\mu_0^\dagger(\cdot)$ and it is guaranteed that the pair $(h, \mathcal{D}) = (0.0063, 2)$ leads to $\|\mu_0^*(\cdot) - \mu_0^\dagger(\cdot)\|_u \leq 0.005$; Figure 12 numerically verifies this fact. Table 6 shows a list of user-defined tolerance values and the corresponding h and \mathcal{D} needed to achieve them. Corresponding to the error-margin $\varepsilon = 0.005$, the actual and the approximated feedback functions are depicted in Figure 11; the error surface is shown in Figure 12. Table 7 records computation-time and storage requirements corresponding to an error margin $\varepsilon = 0.05$.

Table 6. The error-margin ε and the pair (h, \mathcal{D}) associated with example (5.20)

Threshold (ε)	h	\mathcal{D}
50×10^{-3}	0.0643	2
10×10^{-3}	0.0129	2

**Figure 11.** The optimal feedback $\mu_0^*(\cdot)$ and the approximated feedback $\mu_0^{\dagger}(\cdot)$ for Example (5.20) with $\varepsilon = 0.005$, and $(h, \mathcal{D}) = (0.0063, 2)$.**Figure 12.** The absolute error between $\mu_0^*(\cdot)$ and $\mu_0^{\dagger}(\cdot)$ for example (5.20).**Table 7.** Computation-time CT and storage requirement for the explicit control law with $\varepsilon = 0.05$.

Method	CT ($\mu_0^{\dagger}(\cdot)$)	Storage
QuIFS	142 sec	93 KB
[RRS ⁺ 12]	120 sec	77 KB

Moreover it can be clearly seen (see the enlarged snippets within the figures) that in terms of closeness to the online RHC trajectories QuIFS does a better job compared to the hierarchical grid-based technique reported in [RRS⁺12]. Indeed, there is visibly less oscillatory behaviour under QuIFS compared to [RRS⁺12].

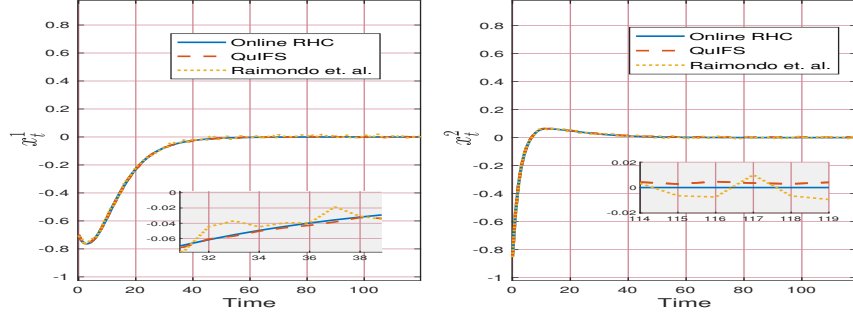


Figure 13. State trajectories generated by QuIFS, the algorithm reported in [RRS⁺12], and the online receding horizon state trajectories for $x_0 := (-0.7 \ -0.85)^\top$ for a simulation length 120.

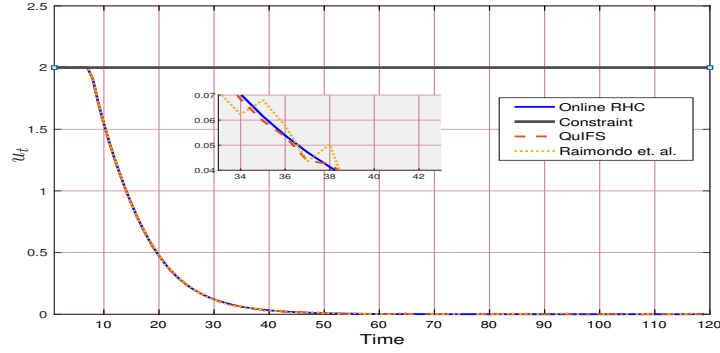


Figure 14. Control trajectories generated by QuIFS, the algorithm reported in [RRS⁺12], and the online receding horizon control trajectory for a simulation length 120.

§6. Appendix A: Background

This appendix collects some results that are central to several proofs in the preceding sections. It is broadly segregated into two subsections — §6.1 consists of several regularity results stemming from theory of multiparametric programming, and §6.2–§6.3 contain the essential results pertaining to the quasi-interpolation scheme that we employ.

§ 6.1. Regularity results from multiparametric programming. We collect a few results from multiparametric programming concerning optimizer regularity. Our primary source is [CV86], which reports an optimizer Lipschitz regularity result for a general class of perturbed nonlinear programming problems. In this section, we distill the results presented in [CV86] in the context of our problem.

Consider the following nonlinear constrained parametric optimization problem:

$$(6.1) \quad \begin{aligned} & \underset{x \in F}{\text{minimize}} && f(x, \alpha) \\ & \text{subject to} && \begin{cases} g_i(x, \alpha) = 0, & i = 1, \dots, m_1, \\ g_i(x, \alpha) \leq 0, & i = m_1 + 1, \dots, m, \end{cases} \end{aligned}$$

with the following data:

- ((6.1)-a) $F \subset \mathbb{R}^n$ is open, P is a metric space with the metric d_P . The functions $F \times P \ni (\xi_0, \mu_0) \mapsto f(\xi_0, \mu_0) \in \mathbb{R}$ and $F \times P \ni (\xi_0, \mu_0) \mapsto g_i(\xi_0, \mu_0) \in \mathbb{R}$, $i = 1, \dots, m$ are locally Lipschitz continuous;
- ((6.1)-b) for all $\alpha \in P$ the functions $F \ni \xi_0 \mapsto f(\xi_0, \alpha) \in \mathbb{R}$ and $F \ni \xi_0 \mapsto g_i(\xi_0, \alpha) \in \mathbb{R}$, $i = 1, \dots, m$ are $\mathcal{C}^2(F; \mathbb{R})$;
- ((6.1)-c) for $i = 1, \dots, m$ the maps $\frac{\partial}{\partial x} f(\cdot, \cdot)$ and $\frac{\partial}{\partial x} g_i(\cdot, \cdot)$ are locally Lipschitz from $F \times P$ to \mathbb{R}^n , while the maps $\frac{\partial^2}{\partial^2 x} f(\cdot, \cdot)$, $\frac{\partial^2}{\partial^2 x} g_i(\cdot, \cdot)$ are continuous;
- ((6.1)-d) $m = m_1 + m_2$, where m_1 and m_2 are nonnegative integers that correspond to the dimension of the range-space of $g(x, \alpha)$; i.e., $g(x, \alpha) \in Q \subset \mathbb{R}^m$ implies $Q = \{0\}^{m_1} \times (-\mathbb{R}_+^{m_2})$.

Let $(x, \alpha) \in F \times P$. We define the *active index set* as

$$(6.2) \quad J(x, \alpha) := \{i \in \{m_1 + 1, \dots, m\} \mid g_i(x, \alpha) = 0\}.$$

The first order necessary conditions associated with the optimization problem are:

$$(6.3) \quad \begin{cases} \frac{\partial}{\partial x} f(x, \alpha) + \sum_{i=1}^m \lambda_i \frac{\partial}{\partial x} g_i(x, \alpha) = 0, \\ g_i(x, \alpha) = 0, \quad i = 1, \dots, m_1, \\ g_i(x, \alpha) \leq 0, \lambda_i \geq 0, \lambda_i g_i(x, \alpha) = 0, \quad i = m_1 + 1, \dots, m, \end{cases}$$

where the coefficient λ_i are the *Lagrange multipliers*. Our primary concern is the pair $(x^*, \alpha^*) \in F \times P$ such that x^* is a local optimizer of (6.1) and $x^*(\cdot)$ is Lipschitzian. To this end, here is a result asserting the same:

(6.4). THEOREM. [CV86, Corollary 2.3] *Consider the multiparametric nonlinear program (6.1) with its associated data ((6.1)-a)–((6.1)-d), and let $(x^*, \alpha^*, \lambda^*) \in F \times P \times \mathbb{R}^m$ such that:*

- *the vectors $\frac{\partial}{\partial x} g_i(x^*, \alpha^*)$, $i \in \{1, \dots, m_1\} \cup J(x^*, \alpha^*)$ are linearly independent;*
- *for all $0 \neq b \in \mathbb{R}^n$ such that $\langle \frac{\partial}{\partial x} f(x^*, \alpha^*), b \rangle = 0$ and $\langle \frac{\partial}{\partial x} g_i(x^*, \alpha^*), b \rangle = 0$, $i \in \{1, \dots, m_1\} \cup \{i \in J(x^*, \alpha^*) \mid \lambda_i^* > 0\}$, the following hold:*

$$\left\langle \left(\frac{\partial^2}{\partial^2 x} f(x^*, \alpha^*) + \sum_{i=1}^m \lambda_i^* \frac{\partial^2}{\partial^2 x} g_i(x^*, \alpha^*) \right) b, b \right\rangle > 0.$$

If $(x^, \alpha^*, \lambda^*)$ satisfies the first-order conditions (6.3), then there exist neighbourhoods F_0 , V_0 of x^* and α^* in F and in P , respectively and mappings $x : V_0 \rightarrow F_0$, $\lambda : V_0 \rightarrow \mathbb{R}^m$ such that $x(\cdot)$ and $\lambda(\cdot)$ are Lipschitzian and $x(\alpha^*) = x^*$, and $\lambda(\alpha^*) = \lambda^*$.*

For a more general version of the above result, we refer the interested readers to [CV86, Theorem 2.1]. Few more related results under weaker regularity assumptions on $f(\cdot, \cdot)$ and $g_i(\cdot, \cdot)$, and weaker constraint qualification conditions can be found in [BS13]. For a direct Lipschitz regularity result corresponding to a large class of parameterized minmax problems, we refer the readers to [QZ08].

§ 6.2. Quasi-interpolation. Given a set of input/output data for an underlying unknown function f in d -dimensions, that comprise of data sites $\zeta \in \mathbb{R}^d$ and function values $f(\zeta) \in \mathbb{R}$ at these particular data sites, often our goal is to find an approximant $A_f : E \subset \mathbb{R}^d \rightarrow \mathbb{R}$ of the unknown function $f : \mathbb{R}^d \rightarrow \mathbb{R}$. While in reality the underlying function f may be unknown, for the intention of analysis, one has to hypothesize the existence and regularity of f for the typical requirements of learning and error analysis. There are plenty of ways to find an approximant A_f belonging to some (typically) finite dimensional space of approximants, to the approximand f . One of such well-known method is *interpolation*, where we need an exact requirement of cardinality condition i.e., $A_f|_{\Theta} = f|_{\Theta}$, where Θ is a discrete subset of \mathbb{R}^d which consists of the data sites, for example

$\Theta := \mathbb{Z}h$ for a one-dimensional interpolation problem, where h is the step size. This type of data sites goes by the name of *cardinal grid*.

In MPC one can compute/evaluate the underlying feedback at point values but we may not know the functional form or expression of the feedback. Interpolation is herein a natural direction to pursue. The underlying tool that we employ for our approximate feedback synthesis algorithm is a particular *quasi-interpolation* scheme. In general, a quasi-interpolation scheme leads to approximants of the form

$$(6.5) \quad Q_f(x) := \sum_{m \in \mathbb{Z}^d} f(mh) \psi\left(\frac{x}{h} - m\right) \quad x \in \mathbb{R}^d,$$

where $f : \mathbb{R}^d \rightarrow \mathbb{R}$ admits point evaluations and, ψ is a generating function. Note that the function Q_f need not follow the cardinality/interpolation property which is a feature of the conventional interpolation schemes. Furthermore, the expansion coefficients are directly given by the data in the above scheme, i.e., the function f directly enters the expansion formula (6.5) without any pre-processing, which makes the quasi-interpolation scheme very efficient. In the next section, we will discuss an approximate quasi-interpolation scheme [Maz91] — *approximate approximations*, which is the driving engine of the proposed feedback synthesis algorithm. For an application of the quasi-interpolation engine in the context of constrained trajectory synthesis we refer the readers to [GRCB22].

§6.3. An overview of approximate approximations. We provide a brief summary of and a few relevant results on a particular class of quasi-interpolation technique (known as *approximate approximation*) which is our chief approximation tool. The quasi-interpolation scheme corresponding to a continuous function $u : \mathbb{R}^d \rightarrow \mathbb{R}$ is given by

$$(6.6) \quad \hat{u}(x) := \mathcal{D}^{-d/2} \sum_{m \in \mathbb{Z}^d} u(x_m) \psi\left(\frac{x - x_m}{h\sqrt{\mathcal{D}}}\right) \quad x \in \mathbb{R}^d,$$

where the data points/sites $x_m := hm \in \mathbb{R}^d, m \in \mathbb{Z}^d$, are specified on a cardinal square grid of dimension d , with the discretization parameter h and the shape parameter \mathcal{D} . The generating function $\psi : \mathbb{R}^d \rightarrow \mathbb{R}$ in (6.6) belongs to the Schwartz class of functions that needs to satisfy the properties mentioned below: let $\alpha \in \mathbb{N}^d$ denote a multi-index of length $[\alpha] := \alpha_1 + \dots + \alpha_d$, and we set $z^\alpha := z_1^{\alpha_1} \dots z_d^{\alpha_d}$ for $z \in \mathbb{R}^d$. The usual α -order derivative of $u(\cdot)$ is denoted by

$$\partial^\alpha u(x) := \frac{\partial^{[\alpha]}}{\partial x_1^{\alpha_1} \dots \partial x_d^{\alpha_d}} u(x) \text{ for } x \in \mathbb{R}^d.$$

The generating function $\psi(\cdot)$ satisfies:

- the continuous moment condition of order M , i.e.,

$$(6.7) \quad \int_{\mathbb{R}^d} \psi(y) dy = 1 \text{ and } \int_{\mathbb{R}^d} y^\alpha \psi(y) dy = 0$$

for all $\alpha, 1 \leq [\alpha] < M$;

- the decay condition: For all $\alpha \in \mathbb{N}^d$ satisfying $0 \leq [\alpha] \leq \lfloor d/2 \rfloor + 1$, the function $\psi(\cdot)$ is said to satisfy the decay condition of exponent K if there exist $C_0 > 0$ and $K > d$ such that

$$(6.8) \quad (1 + \|x\|)^K |\partial^\alpha \psi(x)| \leq C_0 \quad \text{for } x \in \mathbb{R}^d.$$

Now we state the key estimate that we employ in this article in the context of Lipschitz continuous optimal policies:

(6.9). THEOREM. [MS07, Theorem 2.25] Consider a Lipschitz continuous function $u : \mathbb{R}^d \rightarrow \mathbb{R}$ of rank L_0 ; i.e., $u(\cdot)$ satisfies the inequality $\|u(x+y) - u(x)\| \leq L_0\|y\|$ with

some Lipschitz constant L_0 for all $x \in \mathbb{R}^d$. Fix $h > 0$ and let $\{mh \mid m \in \mathbb{Z}^d\} \subset \mathbb{R}^d$ be the set of data sites. In addition, suppose that the generating function $\psi(\cdot)$ satisfies the moment condition (6.7) of order M , and the decay condition (6.8) with exponent K , i.e., $|\partial^\beta \psi(x)| (1 + \|x\|)^K < +\infty$ for $x \in \mathbb{R}^d$, $K > d$, $0 \leq [\beta] \leq \mu$, where β is a multi-index and μ is the smallest integer dominating $d/2$, and $\mathcal{F}\psi(0) = 1$, \mathcal{F} being the Fourier transform operator. Then

$$(6.10) \quad \|\widehat{u}(\cdot) - u(\cdot)\|_u \leq C_\gamma L_0 h \sqrt{\mathcal{D}} + \Delta_0(\psi, \mathcal{D}),$$

where $\Delta_0(\psi, \mathcal{D}) := \mathcal{E}_0(\psi, \mathcal{D}) \|u(\cdot)\|_\infty$ is the saturation error, $C_\gamma := M \cdot \Gamma(M)/\Gamma(M+2)$ is a constant, and the term $\mathcal{E}_0(\psi, \mathcal{D})$ is given by

$$(6.11) \quad \mathcal{E}_0(\psi, \mathcal{D}) := \sum_{v \in \mathbb{Z}^d \setminus \{0\}} \mathcal{F}\psi(\sqrt{\mathcal{D}}v) e^{2\pi i \langle \cdot, v \rangle}.$$

(6.12). REMARK. The assumptions on $\psi(\cdot)$ guarantee that for any preassigned $\varepsilon > 0$, we can choose $\mathcal{D}_{\min} > 0$ such that for any $\mathcal{D} > \mathcal{D}_{\min}$, $\mathcal{E}_0(\psi, \mathcal{D}) \leq \varepsilon$; see [MS07, Chapter 2, Corollary 2.13].

(6.13). REMARK. Notice that the approximation formula (6.6) involves an infinite sum over a d -dimensional integer lattice to approximate the function $u(\cdot)$ at a point $x \in \mathbb{R}^d$, and therefore, an infinite number of summands plays a part in constructing the approximant $\widehat{u}(\cdot)$. However, this sum can be truncated in most applications due to the sharp decay property that the generating function $\psi(\cdot)$ enjoys. To this end, we define a truncated approximant of $u(\cdot)$:

$$(6.14) \quad u^\dagger(x) := \mathcal{D}^{-d/2} \sum_{\substack{mh \in \mathbb{B}(x, \Lambda) \\ m \in \mathbb{Z}^d}} u(mh) \psi\left(\frac{x - mh}{h\sqrt{\mathcal{D}}}\right)$$

for all $x \in \mathbb{R}^d$, and $\mathbb{B}(x, \Lambda) := \{x_0 \in \mathbb{R}^d \mid \|x - x_0\| \leq \Lambda\}$. The approximant (6.14) considers only the points mh inside the ball $\mathbb{B}(x, \Lambda)$ centered at x and of radius Λ , and thus the grid $\mathbb{F} := \{mh \mid mh \in \mathbb{B}(x, \Lambda)\}$ is finite. Note that \mathbb{F} depends on the point $x \in \mathbb{R}^d$. The difference between the approximant $\widehat{u}(\cdot)$ and $u^\dagger(\cdot)$ can be bounded by

$$(6.15) \quad \|u^\dagger(x) - \widehat{u}(x)\| \leq \mathcal{B} \left(\frac{\sqrt{\mathcal{D}}h}{\Lambda} \right)^{K-d} \|u(\cdot)\|_u$$

for all $x \in \mathbb{R}^d$, where

(R-a) \mathcal{B} is a constant that depends on d , a conservative upper bound of \mathcal{B} is $\frac{C_0 \hat{C}}{K-d}$, where C_0 is the right-hand side of (6.8) and $\hat{C} > 0$ is an absolute constant (see [Wei09, §4.3.2, Page 50], [MS07, §2.3.2, Page 35] for concrete expressions); and

(R-b) $K > d$ is the decay exponent (see (6.8)) of $\psi(\cdot)$.

An interesting case, one that we will employ below, is when $\Lambda = R_0 h$ for some $R_0 > 0$; the error caused by the truncated approximant $u^\dagger(\cdot)$ is comparable to the saturation error of $\widehat{u}(\cdot)$ [MS07, Chapter 2], and the bound in (6.15) is independent of the parameter h . Thus, $u^\dagger(x)$ takes into account only the terms for which $\|x/h - m\| \leq R_0$, which makes the number of summands in (6.14) independent of the step-size h .

§7. Appendix B: Stability notions

This section collects several definitions and results surrounding input to state stability of discrete-time controlled systems. The theory of input-to-state stability (ISS) and many of its variants have been extensively employed in the analysis of robust stability properties for both continuous-time [SW95] and discrete-time [JW01] nonlinear dynamical systems

subjected to uncertainty. We recollect a few results on discrete-time regional ISS stability that are commonly employed in MPC:

The basic object under consideration is the discrete-time recursion

$$(7.1) \quad x_{t+1} = f(x_t, w_t), \quad x_0 = \bar{x} \text{ given, } t \in \mathbb{N},$$

where $x_t \in \mathbb{R}^d$ is the vector of states and $w_t \in \mathbb{W} \subset \mathbb{R}^P$ is the input disturbance vector, \mathbb{W} is a compact set and $f(0, 0) = 0$. By $x(t; \bar{x}, w)$ we denote the state trajectory of the system (7.1) with initial state \bar{x} and input sequence $w = (w_t)_{t \in \mathbb{N}}$.

(7.2). DEFINITION. [MRS06, Definition 4] A set $\mathcal{X} \subset \mathbb{R}^d$ is a *robust positively invariant set* (RPI) for the system (7.1) if $f(x, w) \in \mathcal{X}$ for all $x \in \mathcal{X}$ and for all $w \in \mathbb{W}$.

(7.3). DEFINITION. [MRS06, Definition 8] Consider the system (7.1), and suppose that $\mathcal{X} \subset \mathbb{R}^d$ is compact robustly positive invariant set, and that \mathcal{Y} and \mathcal{Z} are compact sets containing the origin as an interior point and satisfying $\mathcal{Z} \subset \mathcal{Y} \subset \mathcal{X}$. A function $V : \mathbb{R}^d \rightarrow [0, +\infty[$ is a *regional ISS Lyapunov function* in \mathcal{X} if:

- there exist \mathcal{K}_∞ functions $\alpha_1(\cdot), \alpha_2(\cdot)$, and $\alpha_3(\cdot)$ and a \mathcal{K} function $\sigma(\cdot)$ such that the following inequalities hold for all $w \in \mathbb{W}$:

$$\begin{aligned} V(\xi) &\geq \alpha_1(|\xi|) \quad \text{for all } \xi \in \mathcal{X}, \\ V(\xi) &\leq \alpha_2(|\xi|) \quad \text{for all } \xi \in \mathcal{Y}, \\ V \circ f(\xi, w) - V(\xi) &\leq -\alpha_3(|\xi|) + \sigma(|w|) \quad \text{for all } \xi \in \mathcal{X}; \end{aligned}$$

- there exists a \mathcal{K}_∞ function $\rho(\cdot)$ with the property that $(\text{id} - \rho(\cdot)) \in \mathcal{K}_\infty$, $\alpha_4 := \alpha_3 \circ \alpha_2^{-1}$, and $b := \alpha_4^{-1} \circ \rho^{-1} \circ \sigma$ such that \mathcal{Z} can be defined for some arbitrary $c > 0$ in the following way:

$$\mathcal{Z} := \{\xi \in \mathbb{R}^d \mid d(\xi, \partial\mathcal{Y}) > c, V(\xi) \leq b(\|w\|_\infty)\},$$

where $d(\xi, \partial\mathcal{Y})$ is the distance of ξ from the boundary of the set \mathcal{Y} .

(7.4). DEFINITION ([PFP⁺13, Definition A.3]). Given a compact set $\mathcal{X} \subset \mathbb{R}^d$, if \mathcal{X} is robustly positive invariant for the system (7.1) and if there exists $\beta(\cdot) \in \mathcal{KL}$, $\lambda(\cdot) \in \mathcal{K}$ and $\varphi_0 \in]0, +\infty[$ such that

$$(7.5) \quad |x(t; \bar{x}, w)| \leq \max\left\{\beta(|\bar{x}|, t), \lambda\left(\sup_{0 \leq k \leq t} |w_k|\right)\right\} + \varphi_0$$

for all $t \in \mathbb{N}$ and for all $\bar{x} \in \mathcal{X}$, then the system (7.1) is *regional (practical) input-to-state stable* in \mathcal{X} .

(7.6). THEOREM. [MRS06, Theorem 2] Let \mathcal{X} be a robustly positive invariant set for the system (7.1) and suppose that the system (7.1) admits a regional ISS-Lyapunov function in \mathcal{X} . Then (7.1) is regional ISS in \mathcal{X} in the sense of (7.5).

References

- [AB09] A. Alessio and A. Bemporad, *A survey on explicit model predictive control*, Nonlinear Model Predictive Control: Towards New Challenging Applications, Springer, 2009, pp. 345–369.
- [ApS19] MOSEK ApS, *The mosek optimization toolbox for matlab manual. version 9.0.*, 2019.
- [BB07] D. Bertsimas and D. B. Brown, *Constrained stochastic LQC: a tractable approach*, IEEE Transactions on Automatic Control **52** (2007), no. 10, 1826–1841, <https://doi.org/10.1109/TAC.2007.906182>.
- [BBM03] A. Bemporad, F. Borrelli, and M. Morari, *Min-max control of constrained uncertain discrete-time linear systems*, IEEE Transactions on automatic control **48** (2003), no. 9, 1600–1606.
- [BK19] P. Bakaráč and M. Kvasnica, *Approximate explicit robust model predictive control of a CSTR with fast reactions*, Chemical Papers **73** (2019), 611–618.
- [BMDP02] A. Bemporad, M. Morari, V. Dua, and E. N. Pistikopoulos, *The explicit linear quadratic regulator for constrained systems*, Automatica **38** (2002), no. 1, 3–20.

- [BS13] F. J. Bonnans and A. Shapiro, *Perturbation Analysis of Optimization Problems*, Springer Science & Business Media, 2013.
- [CDC⁺16] A. Chakrabarty, V. Dinh, M. J. Corless, A. E. Rundell, S. H. Žak, and G. T. Buzzard, *Support vector machine informed explicit nonlinear model predictive control using low-discrepancy sequences*, IEEE Transactions on Automatic Control **62** (2016), no. 1, 135–148.
- [CFM08] M. Canale, L. Fagiano, and M. Milanese, *On the use of approximated predictive control laws for nonlinear systems*, 2008 47th IEEE Conference on Decision and Control, 2008, pp. 4712–4717.
- [CFM09] M. Canale, L. Fagiano, and M. Milanese, *Fast nonlinear model predictive control via set membership approximation: An overview*, Nonlinear Model Predictive Control: Towards New Challenging Applications (L. Magni, D. M. Raimondo, and F. Allgöwer, eds.), Springer Berlin Heidelberg, Berlin, Heidelberg, 2009, pp. 461–470.
- [CKL15a] L. H. Csekő, M. Kvasnica, and B. Lantos, *Explicit mpc-based rbf neural network controller design with discrete-time actual kalman filter for semiactive suspension*, IEEE Transactions on Control Systems Technology **23** (2015), no. 5, 1736–1753.
- [CKL15b] ———, *Explicit mpc-based rbf neural network controller design with discrete-time actual kalman filter for semiactive suspension*, IEEE Transactions on Control Systems Technology **23** (2015), no. 5, 1736–1753.
- [CSA⁺18] S. Chen, K. Saulnier, N. Atanasov, D. D. Lee, V. Kumar, G. J. Pappas, and M. Morari, *Approximating explicit model predictive control using constrained neural networks*, 2018 Annual American control conference (ACC), IEEE, 2018, pp. 1520–1527.
- [CV86] B. Cornet and J.-P. H. Vial, *Lipschitzian solutions of perturbed nonlinear programming problems*, SIAM Journal on Control and Optimization **24** (1986), no. 6, 1123–1137.
- [DACC22] S. Das, A. Aravind, A. Cherukuri, and D. Chatterjee, *Near-optimal solutions of convex semi-infinite programs via targeted sampling*, Annals of Operations Research (2022), doi: <https://doi.org/10.1007/s10479-022-04810-4>.
- [GC12] Y. Gao and K. T. Chong, *The explicit constrained min-max model predictive control of a discrete-time linear system with uncertain disturbances*, IEEE Transactions on Automatic Control **57** (2012), no. 9, 2373–2378.
- [GKM06] P. J. Goulart, E. C. Kerrigan, and J. M. Maciejowski, *Optimization over state feedback policies for robust control with constraints*, Automatica **42** (2006), no. 4, 523–533.
- [GP17] L. Grüne and J. Pannek, *Nonlinear Model Predictive Control*, 2nd ed., Communications and Control Engineering Series, Springer, Cham, 2017, Theory and algorithms.
- [GRCB22] S. Ganguly, N. Randad, D. Chatterjee, and R. Banavar, *Constrained trajectory synthesis via quasi-interpolation*, 2022 IEEE 61st Conference on Decision and Control (CDC), 2022, pp. 4533–4538.
- [Ing17] D. Ingole, *Embedded implementation of explicit model predictive control*, Ph.D. thesis, Ph. D. dissertation, IAM FCHPT STU in Bratislava, 2017.
- [Joh04] T. A. Johansen, *Approximate explicit receding horizon control of constrained nonlinear systems*, Automatica **40** (2004), no. 2, 293–300.
- [JW01] Z.-P. Jiang and Y. Wang, *Input-to-state stability for discrete-time nonlinear systems*, Automatica **37** (2001), no. 6, 857–869.
- [KGB04] M. Kvasnica, P. Grieder, and M. Baotić, *Multi-Parametric Toolbox (MPT)*, 2004.
- [KJP⁺19] M. Kvasnica, C. N. Jones, I. Pejcic, J. Holaza, M. Korda, and P. Bakaráč, *Real-time implementation of explicit model predictive control*, pp. 387–412, Springer International Publishing, Cham, 2019.
- [KKK17] M. Klauč, M. Kaluz, and M. Kvasnica, *Real-time implementation of an explicit mpc-based reference governor for control of a magnetic levitation system*, Control Engineering Practice **60** (2017), 99–105.
- [KL20] B. Karg and S. Lucia, *Efficient representation and approximation of model predictive control laws via deep learning*, IEEE Transactions on Cybernetics **50** (2020), no. 9, 3866–3878.
- [KSMA21] J. Köhler, R. Soloperto, M. A. Müller, and F. Allgöwer, *A computationally efficient robust model predictive control framework for uncertain nonlinear systems*, IEEE Transactions on Automatic Control **66** (2021), no. 2, 794–801.
- [KTHC15] M. Kvasnica, B. Takács, J. Holaza, and S. Di Cairano, *On region-free explicit model predictive control*, 2015 54th IEEE Conference on Decision and Control (CDC), 2015, pp. 3669–3674.
- [Löf03a] J. Löfberg, *Approximations of closed-loop minimax MPC*, 42nd IEEE International Conference on Decision and Control, vol. 2, 2003, pp. 1438–1442 Vol.2.
- [Löf03b] ———, *Minimax approaches to robust model predictive control*, Ph.D. thesis, Linköping University, 2003.
- [Löf04] ———, *YALMIP: A toolbox for modeling and optimization in MATLAB*, 2004 IEEE international conference on robotics and automation, IEEE, 2004, pp. 284–289.
- [Löf12] ———, *Automatic robust convex programming*, Optimization methods and software **27** (2012), no. 1, 115–129.
- [May14] D. Q. Mayne, *Model predictive control: recent developments and future promise*, Automatica. A Journal of IFAC, the International Federation of Automatic Control **50** (2014), no. 12, 2967–2986.

- [May16] ———, *Robust and stochastic model predictive control: are we going in the right direction?*, Annual Reviews in Control **41** (2016), 184–192.
- [Maz91] V. G. Maz'ya, *A new approximation method and its applications to the calculation of volume potentials, boundary point method*, DFG-Kolloquium **16** (1991), no. 2, 1047–1069.
- [MF19] D. Q. Mayne and P. Falugi, *Stabilizing conditions for model predictive control*, International Journal of Robust and Nonlinear Control **29** (2019), no. 4, 894–903.
- [MRRS00] D.Q. Mayne, J.B. Rawlings, C.V. Rao, and P.O.M. Scokaert, *Constrained model predictive control: Stability and optimality*, Automatica **36** (2000), no. 6, 789–814.
- [MRS06] L. Magni, D. M. Raimondo, and R. Scattolini, *Regional input-to-state stability for nonlinear model predictive control*, IEEE Transactions on Automatic Control **51** (2006), no. 9, 1548–1553.
- [MS01] V. G. Maz'ya and G. Schmidt, *On quasi-interpolation with non-uniformly distributed centers on domains and manifolds*, Journal of Approximation Theory **110** (2001), no. 2, 125–145.
- [MS07] ———, *Approximate Approximations*, Mathematical Surveys and Monographs, vol. 141, American Mathematical Society, 2007.
- [PFP⁺13] G. Pin, M. Filippio, F. A. Pellegrino, G. Fenu, and T. Parisini, *Approximate model predictive control laws for constrained nonlinear discrete-time systems: analysis and offline design*, International Journal of Control **86** (2013), no. 5, 804–820.
- [PRCA06] D. M. D. L. Peña, D. R. Ramírez, E. F. Camacho, and T. Alamo, *Explicit solution of min–max mpc with additive uncertainties and quadratic criterion*, Systems & Control Letters **55** (2006), no. 4, 266–274.
- [PZ95] T. Parisini and R. Zoppoli, *A receding-horizon regulator for nonlinear systems and a neural approximation*, Automatica **31** (1995), no. 10, 1443–1451.
- [QZ08] M. Quincampoix and N. Zlateva, *Parameterized minimax problem: On lipschitz-like dependence of the solution with respect to the parameter*, SIAM Journal on Optimization **19** (2008), no. 3, 1250–1269.
- [RC06] D. R. Ramírez and E. F. Camacho, *Piecewise affinity of min–max mpc with bounded additive uncertainties and a quadratic criterion*, Automatica **42** (2006), no. 2, 295–302.
- [RMD17] J. B. Rawlings, D. Q. Mayne, and M. Diehl, *Model Predictive Control: Theory, Computation, and Design*, 2nd ed., Nob Hill, 2017.
- [RRS⁺12] D. M. Raimondo, S. Rivero, S. Summers, C. N. Jones, J. Lygeros, and M. Morari, *A set-theoretic method for verifying feasibility of a fast explicit nonlinear model predictive controller*, Distributed Decision Making and Control (R. Johansson and A. Rantzer, eds.), Springer London, London, 2012, pp. 289–311.
- [SJLM11] S. Summers, C. N. Jones, J. Lygeros, and M. Morari, *A multiresolution approximation method for fast explicit model predictive control*, IEEE Transactions on Automatic Control **56** (2011), no. 11, 2530–2541.
- [SW95] E. D. Sontag and Y. Wang, *On characterizations of the input-to-state stability property*, Systems & Control Letters **24** (1995), no. 5, 351–359.
- [WB06] A. Wächter and L. T. Biegler, *On the implementation of an interior-point filter line-search algorithm for large-scale nonlinear programming*, Mathematical programming **106** (2006), no. 1, 25–57.
- [Wei09] A. Y. Weiße, *Global sensitivity analysis of ordinary differential equations*, Ph.D. thesis, FU Berlin, 2009.