

Optimal neighbourhood selection in structural equation models

Ming Gao, Wai Ming Tai, Bryon Aragam

June 6, 2023

Abstract

We study the optimal sample complexity of neighbourhood selection in linear structural equation models, and compare this to best subset selection (BSS) for linear models under general design. We show by example that—even when the structure is *unknown*—the existence of underlying structure can reduce the sample complexity of neighbourhood selection. This result is complicated by the possibility of path cancellation, which we study in detail, and show that improvements are still possible in the presence of path cancellation. Finally, we support these theoretical observations with experiments. The proof introduces a modified BSS estimator, called *klBSS*, and compares its performance to BSS. The analysis of *klBSS* may also be of independent interest since it applies to arbitrary structured models, not necessarily those induced by a structural equation model. Our results have implications for structure learning in graphical models, which often relies on neighbourhood selection as a subroutine.

Contents

1	Introduction	4
1.1	Motivation	5
1.2	Overview of results	6
1.3	Related work	7
1.4	Outline of the paper	9
1.5	Notation	9
2	Preliminaries	9
2.1	Problem setup	10
2.2	Graphical models	11
2.3	Neighbourhood selection	12
2.4	Path cancellation	12
2.5	Examples of constrained spaces	13
3	Support recovery for structured designs	13
3.1	Comparing two candidates	14
3.2	The proposed estimator	15
3.3	Analysis of <i>klBSS</i>	15
3.4	Proof outline and the “proportional property”	17
4	Optimality and sample complexity gap	18
4.1	A motivating example	18
4.2	A family of bipartite SEM	20
4.3	Optimality	21
4.4	Comparison to general design	22

5	The effect of path cancellation	24
5.1	Generalized path cancellation	24
5.2	Consequence on sample complexity	26
5.3	Remedy on upper bound	27
6	Experiments	28
7	Conclusion	29
A	Discussion	34
A.1	Relationship between traditional and generalized path cancellation	34
A.2	Interpretation of kIBSS	37
A.2.1	KL divergence decomposition	37
A.2.2	Connection to kIBSS	38
A.2.3	Signal loss in motivating example	39
A.3	Vanilla kIBSS	41
A.4	Connection to constrained MLE	43
A.5	Unknown sparsity	44
A.6	Unknown β_{\min}	45
A.7	Beyond Gaussian design	46
B	Optimality of BSS for general design	46
B.1	General design with known sparsity	46
B.2	Application on standard design	49
B.3	General design with unknown sparsity	49
C	Proofs for BSS (Appendix B)	51
C.1	Proof of Theorem B.1	51
C.2	Proof of Theorem B.3	54
C.3	Proof of Theorem B.6	56
C.4	Proof of Theorem B.7	62
D	Proofs for kIBSS (Section 3)	63
D.1	Proof of Lemma 3.2	63
D.2	Proof of Theorem 3.1	69
D.3	Proof of Theorem A.4	70
D.4	Proof of Lemma D.5	73
D.5	Proof of Lemma 3.3	78
E	Proofs for bipartite graphical model (Section 4)	79
E.1	Proof of Theorem 4.1	79
E.2	Proof of Lemma 4.2	80
E.3	Relaxing the constraint on size of the first layer	82
E.4	Proof of Proposition 4.4	83
F	Proofs for path cancellation (Section 5)	84
F.1	Proof of Theorem 5.1	84
F.2	Proof of Theorem 5.2	86
F.3	Proof of Lemma F.1	89
G	Applicability of constructions in Theorem B.4	91

H	Concentration of χ^2 random variable	92
I	Proof of Proposition 2.1	93
J	Lower bound techniques	94
K	Full experiments and details (Section 6)	95
K.1	Experiment setup	95
K.2	Recovery performance under misspecification of Θ	96
K.3	Recovery performance with independent variables	97
K.4	Vanilla kIBSS and Full kIBSS	97
K.5	Additional experiments	97

1 Introduction

Graphical models are commonly used for modeling complex systems with nontrivial dependence among the variables. They have been successful in machine learning, causal inference, and applications in scientific domains like medicine and genetics. In practice, when the structure of a graphical model is unknown in advance, it needs to be inferred from the data. A basic operation to learn the structure of a graphical model is the estimation of the neighbourhood of a given node. Under fairly general assumptions, this problem reduces to the familiar problem of variable selection, a.k.a. support recovery, and has been extensively studied as a prototypical model selection problem (e.g. [Shibata, 1981](#); [Nishii, 1984](#); [Foster and George, 1994](#); [Shao, 1997](#); [Meinshausen and Yu, 2009](#); [Wainwright, 2009a](#); [Ndaoud and Tsybakov, 2020](#); [Jin et al., 2014](#); [Wang et al., 2010b](#); [Aksoylar et al., 2016](#), see Section 1.3 for more discussion). Despite this long line of work, existing results are insufficient for understanding the nuances of neighbourhood selection in graphical models with structured dependencies. There is an exception for *undirected*, Markov random fields, for which much is now known, including optimal estimators of the neighbourhood (for an overview, see [Drton and Maathuis, 2017](#); [Loh, 2018](#)). In the setting of *directed*, structural equation models (SEM), however, although regression is widely used for neighbourhood selection, optimal estimators of the neighbourhood (in particular, lower bounds on the risk), are largely missing.

This leads one to ask a simple, fundamental question:

Are existing support recovery techniques adequate for neighbourhood selection in SEM?

The obvious candidates (also widely adopted in the literature) are BSS ([Miller, 2002](#)) and the Lasso ([Tibshirani, 1996](#)). BSS is known to be effective for support recovery with general random design matrices ([Wainwright, 2009a](#)), whereas the Lasso requires nearly orthogonal designs (i.e. the irrepresentability condition ([Zhao and Yu, 2006](#); [Wainwright, 2009b](#))). By imposing structural assumptions (e.g. graph sparsity, Markov property), SEM represent a potential middle ground between nearly orthogonal designs (required by the Lasso) and general design (as allowed by BSS). On the other hand, SEM are well-known to exhibit their own difficulties, most notably path cancellation and its connection with the faithfulness assumption ([Robins et al., 2003](#); [Uhler et al., 2013](#); [Spirtes and Zhang, 2014](#)). Thus, the question is whether or not these added difficulties render the neighbourhood selection problem for SEM essentially equivalent to general design regression or—if not—how to leverage *unknown* structure to design better estimators of the structure itself in the face of these difficulties (e.g. path cancellation). Throughout this paper, we stress that we *do not* assume the structure of the SEM itself is known.

We provide insight into this fundamental question, and show that existing results are inadequate for models with nontrivial dependencies. We study the broader problem of optimal support recovery in linear SEM, which is closely related to learning the neighbourhood or *Markov boundary* of a target node. In the context of linear SEM, this problem reduces to support recovery in linear regression, albeit with a structured covariance matrix Σ . Our main goal is to provide a refined analysis of support recovery in an SEM, and in doing so, establish a provable gap between the minimax optimal rates (equivalently, the optimal sample complexity) for recovering the support of linear regression models with general design and the neighbourhood in linear SEM, as well as to highlight some difficulties associated with path cancellation. That is, it is *easier* to recover the neighbourhood in a linear SEM, even when its structure is unknown. This shows that worst-case analyses under general random designs are overly pessimistic, and the mere existence of structure can simplify the recovery problem.

Our results have three important implications in practice:

1. First, despite its optimality for general random designs, BSS may be improved for neighbourhood selection in an SEM. The same holds true for Lasso-based estimators, although this is less surprising given the restrictive conditions needed for exact recovery with the Lasso and related

methods. Moreover, the improved estimator *does not* require knowledge of the structure (partial or otherwise), is easily implemented, and can incorporate any background knowledge including but not limited to graphical assumptions.

2. Second, although path cancellation—a notorious issue in SEM—is indeed problematic, the difficulties go beyond the usual notion of it. It turns out that a more pervasive, generalized notion of path cancellation is needed to fully capture the complexity of this issue.
3. The final implication is that even in the presence of this “generalized” path cancellation, there is still an improvement in sample efficiency to be had.

A key theme throughout the paper is that understanding these practical issues requires, at a technical level, a careful understanding of the role played by the design matrix. This involves moving beyond the eigenvalue conditions commonly imposed in Lasso-style results while at the same time refining the dependence on the design compared to BSS-style results. More generally, our results suggest that our current understanding of support recovery (and in particular, BSS) under structured dependencies is incomplete, which itself may be surprising given how well-studied this problem is.

1.1 Motivation

Support recovery, also known as variable selection, is of wide interest in areas like compressed sensing (Donoho, 2006), model selection (Massart, 2007), and structure learning in graphical models (Loh, 2018). In modern high-dimensional settings where the number of variables d grows with the sample size n , it is natural to impose sparsity $\|\beta\|_0 = s$ for model estimation, inference, and prediction. In terms of minimax optimality, results for estimation, inference, and prediction are comparatively richer than support recovery. Nonetheless, the past two decades have witnessed a surge in our understanding of optimal support recovery for linear models under both standard and general design. By contrast, although neighbourhood selection has been extensively studied in the graphical modeling literature, particularly for undirected graphs (see Loh, 2018, for a review), *optimal* neighbourhood selection in SEM is understudied.

To provide context for our results, we begin by discussing what is known about support recovery in linear models. To fix notation in the ensuing discussion, consider the prototypical Gaussian linear model:

$$Y = X^\top \beta + \epsilon, \quad X \sim \mathcal{N}(\mathbf{0}_d, \Sigma), \quad \epsilon \sim \mathcal{N}(0, \sigma^2), \quad X \perp \epsilon, \quad (1)$$

where $\beta \in \mathbb{R}^d$ is the regression coefficient vector, $\Sigma \in \mathbb{R}^{d \times d}$ is the design covariance matrix. Formal preliminaries, including graphical model background, are deferred until Section 2.

For starters, observe that in order to provide results that are applicable to graphical models, it is necessary to consider random design problems with $\Sigma \neq I_d$. By contrast, most existing work on support recovery considers fixed design or standard random design, i.e. $\Sigma = I_d$. Although there are results for general, random designs (Wainwright, 2009a; Shen et al., 2012, 2013; Verzelen, 2012; Aksoylar et al., 2016), these papers focus on *completely* general designs without structure. An interesting question that then arises is whether or not the existence of graphical structure substantially alters the landscape of support recovery. For example, it turns out that in undirected graphs, there is no difference Misra et al. (2020); Wang et al. (2010a). But undirected graphs are markedly different from SEM: As we will show, SEMs exhibit imbalance in covariance structures (Remark 4.3) and notorious issues such as path cancellation are pervasive in practice (Section 5). Thus, the question becomes: Is BSS still the best choice for neighbourhood selection in SEM? Although BSS is widely studied due to its perceived optimality in general, this does not necessarily imply that BSS is optimal for structured design matrices (see also Remark 4.1).

Table 1: Summary table for our sample complexity results. We prove upper bounds of BSS and kBSS and lower bounds for three model classes from most general to simplest: General design \rightarrow Bipartite graphical model \rightarrow Standard design. Only one bound is listed below when the sample complexity is optimal (up to a multiplicative logarithmic factor $\log s$). The first column links to the definition and the Reference column contains the corresponding theorem statements of the upper and lower bounds.

		BSS	kBSS (Ours)	Reference
General design	UB LB	$\frac{\log(d-s)}{\beta_{\min}^2 \omega / \sigma^2} \vee \log \binom{d-s}{s}$		Theorem 3.1, 4.3
Bipartite graphical model (21)	UB LB	$\frac{s^2 \log(d-s)}{\beta_{\min}^2 \sigma_{\min}^2 / \sigma^2}$	$\frac{\log(d-s)}{\beta_{\min}^2 \sigma_{\min}^2 / \sigma^2} \vee \log \binom{d-s}{s}$	Theorem 4.1, B.1
Standard design ($\Sigma = I_d$)	UB LB	$\frac{\log(d-s)}{\beta_{\min}^2 / \sigma^2} \vee \log \binom{d-s}{s}$		Ndaoud and Tsybakov (2020) Corollary B.5

To probe this question, we consider general regression problems as in (1) such that $\beta \in \Theta \subseteq \mathbb{R}^d$, $\Sigma \in \Omega \subseteq \mathbb{S}_{++}^d$, where Θ and Ω are constrained parameter spaces. See Section 2.5 for examples. In particular, the reasons to consider the constrained spaces Θ and Ω include:

- To establish uniform bounds, i.e. uniform consistency over the constrained spaces. Although standard in the broader statistics literature, this is known to be a particularly thorny issue in graphical models (Robins et al., 2003; Uhler et al., 2013; Spirtes and Zhang, 2014).
- To impose *structured* dependence assumptions in the form of graph sparsity, and to provide flexibility for imposing domain knowledge. This does not mean that the structure of the graph itself is known.

Of course, for general SEM without any constraints, it is clear that $\Omega = \mathbb{S}_{++}^d$, and hence neighbourhood selection degenerates to support recovery under general design. Thus the question is whether or not this is essentially the best one can hope for, or if additional structure (i.e. $\Omega \subsetneq \mathbb{S}_{++}^d$) can be effectively exploited (indirectly, since it is not known) to obtain improved estimators of the support.

Remark 1.1. For the reasons outlined above, from here on out, we only consider *random* design matrices, and thus we drop the qualifier “random” in the sequel. To fix terminology, we also adopt the following conventions:

- A *standard* design corresponds to $\Sigma = I_d$,
- A *general* design only assumes the eigenvalues of Σ are bounded away from zero,
- A *structured* design refers to design matrices with specified constraints Θ and Ω ; see Section 2.5 for a concrete example in a graphical model.

We use this terminology for simplicity in the discussion; later in Section 4 we will formally define specific structured designs that we will analyze in detail.

1.2 Overview of results

Our main results (Table 1) characterize the sample complexity for standard, structured, and general designs, and provide a concrete bipartite model under which the general analysis is overly pessimistic. Moreover, our example is nontrivial out of necessity: It turns out that the general design analysis is *also* optimal for trivial designs such as standard design. This may explain why the sample complexity gap established here has gone unnoticed: In order to expose this gap, a nontrivial analysis of a nontrivial

SEM (i.e. in-between standard and general designs) is needed. In our example, the gap between the sample complexities is:

$$\underbrace{\frac{\log(d-s)}{\beta_{\min}^2 \sigma_{\min}^2 / \sigma^2} + \log \binom{d-s}{s}}_{\text{klBSS (ours)}} \text{ vs. } \underbrace{\frac{s^2 \log(d-s)}{\beta_{\min}^2 \sigma_{\min}^2 / \sigma^2}}_{\text{BSS}}, \quad (2)$$

which differs at least by a factor of s that is allowed to diverge with the sample size.

To derive a matching upper bound on the sample complexity in (2), we first propose a modification to BSS based on a tournament between candidate sets and a modified objective (Section 3). This estimator, which we call klBSS, *does not* require any knowledge of the structure (or Ω) and automatically adapts to the underlying (and unknown) structure imposed by Ω (cf. Remark 3.1). In fact, it can be applied to *any* constraints, and thus may be of independent interest beyond the setting of SEM considered here. The optimal estimator is easily implemented, and its performance is illustrated in a simulation study in Section 6.

Moving beyond optimality, our second contribution quantifies how path cancellation affects the rates by inflating the sample complexity by an additive factor of $s \log s$. In fact, in order to establish the gap (2), in Section 4 we impose an artificial bipartite constraint to avoid the effects of path cancellation; the analysis in Section 5 shows what happens when this constraint is relaxed and path cancellation is allowed back into the problem. Despite the drop in efficiency, this still improves upon known results (under a mild technical condition). Although the negative consequences of path cancellation are well-documented, *quantifying* this explicitly in terms of rates is a new contribution to the literature.

Finally, several features of these results and their proofs are notable:

- We allow (but do not require) $s \asymp d$, so the sparsity can be on the same order as the dimension d . Thus, in the worst-case the sample complexity gap is linear in d .
- The sample complexity gap claimed here (unsurprisingly) arises from the covariance structure. Establishing this gap requires a careful understanding of how the recovery signal depends on the covariance. This can be seen already in Table 1: The parameter ω in existing analyses (cf. (23)) is too coarse, and a finer analysis based on a refined signal parameter Δ (cf. (11)) is needed.
- Our analysis highlights the crucial role played by what we call “proportional property” (cf. (16)), and its interaction with the lower bound and path cancellation (Section 3.4). We show by example how path cancellation destroys proportional property (Section 5.2).
- To complement these results and make the comparison with BSS complete, we provide self-contained proofs of the optimality of BSS for general (random) designs with known and unknown sparsity. Although some of these results are known (Wainwright, 2009a; Shen et al., 2012, 2013), explicit matching upper and lower bounds in general case are missing, to the best of our knowledge. See Section 4.4 for discussion and Appendix B-C for proofs.

1.3 Related work

The literature on support recovery, variable selection, and sparse regression is very dense, and we do not claim this to be a comprehensive review. Only some of the most important or relevant results are discussed here, with a particular focus on sample complexity results for the exact recovery risk $\mathbb{1}\{\hat{S} \neq S_*\}$ where \hat{S} is the estimated support and S_* is the underlying truth (see Section 2.1 for details).

Most existing work considers standard design, i.e. $\Sigma = I_d$ (Wang et al., 2010b; Rad, 2011; Fletcher et al., 2009; Reeves and Gastpar, 2008; Akçakaya and Tarokh, 2009; Aeron et al., 2010; Reeves and Gastpar, 2013; Aksoylar et al., 2016), and gives matching upper and lower bounds up to logarithmic factors

in the sparsity s :

$$\mathcal{O}\left(\frac{\log(d-s)}{\beta_{\min}^2/\sigma^2} \vee s \log \frac{d}{s}\right) \quad \text{and} \quad \Omega\left(\frac{\log(d-s)}{\beta_{\min}^2/\sigma^2} \vee \frac{s \log \frac{d}{s}}{\log(1+s\beta_{\min}^2/\sigma^2)}\right).$$

The upper bound is achieved by BSS, and matches the lower bound up to a factor that depends on the signal-to-noise ratio β_{\min}/σ . Moving toward general design, there are multi-stage methods based on estimation and thresholding (Fletcher et al., 2009; Meinshausen and Yu, 2009; Wasserman and Roeder, 2009; Genovese et al., 2012; Ji and Jin, 2012; Jin et al., 2014; Ndaoud and Tsybakov, 2020; Wang et al., 2020) which usually impose eigenvalue conditions on the design Σ that can easily be violated in a graphical model (this is discussed in more detail throughout Section 4). Support recovery for general designs is considered in (Wainwright, 2009a; Shen et al., 2012, 2013; Verzelen, 2012). Notably, BSS is analyzed with general design and known sparsity in (Wainwright, 2009a; Shen et al., 2012, 2013), and lower bounds are also provided therein. However, the upper and lower bounds do not match in general. Verzelen (2012) provides impossibility results for support recovery in ultra-high dimensions, but only shows results for fixed design, and the lower bound does not depend on Σ . Finally, even when Σ is known, we emphasize that general design is nontrivial, since a simple preconditioning step $X^\top \beta = (\Sigma^{-1/2}X)^\top (\Sigma^{1/2}\beta)$ will destroy the sparsity structure in β ; e.g. Kelner et al. (2022).

In graphical models, support recovery is mainly used for structure learning, i.e. estimating the underlying graph G . For undirected graphs, neighbourhood selection reduces to support recovery of the precision matrix, which is well-studied (Meinshausen and Bühlmann, 2006; Wang et al., 2010a; Misra et al., 2020). For directed acyclic graphs (DAGs), neighbourhood selection is widely used for both linear (e.g. Shojaie and Michailidis, 2010; Loh and Bühlmann, 2014; Bühlmann et al., 2014) and nonlinear (e.g. Margaritis and Thrun, 1999; Aliferis et al., 2010; Peters et al., 2014; Bühlmann et al., 2014; Azadkia et al., 2021) models. This is closely related to Markov boundary learning, for which many algorithms based on greedy search have been proposed (Tsamardinos et al., 2003b,a; Pena et al., 2007; Aliferis et al., 2010; Gao and Ji, 2016). More recently, a growing line of work concerns ordering based methods (Peters and Bühlmann, 2013; Ghoshal and Honorio, 2017b; Chen et al., 2019; Gao et al., 2020; Rajendran et al., 2021), which first estimates the topological ordering of the underlying DAG, then performs support recovery for each node to identify the parents. This prior work mostly focuses on consistency and upper bounds. In terms of optimal selection, Ghoshal and Honorio (2017a) derive generic lower bounds for learning general DAGs without establishing optimality. Gao et al. (2022) derive the optimal sample complexity in terms of s and d , but once again impose strong eigenvalue conditions; e.g. the simple example discussed in Section 4.1 does not satisfy the assumptions in (Gao et al., 2022). By contrast, we explicitly focus on optimality with respect to Σ while allowing for diverging eigenvalues. In doing so, we allow for a much richer class of SEM that includes the effect of path cancellation. We mention here also that the effect of path cancellation has been noted previously (Wasserman and Roeder, 2009; Bühlmann et al., 2010; Genovese et al., 2012). These papers analyze the performance of marginal regression and the PC-simple algorithm under faithfulness-like conditions, but stop short of optimal rates, and do not discuss the case where faithfulness fails.

Finally, it is worth recalling alternatives to BSS such as ℓ_1 -based methods like the Lasso (Tibshirani, 1996) and Dantzig selector (Candes and Tao, 2007). To achieve exact support recovery, these methods require irrepresentability-type conditions (Zhao and Yu, 2006; Zhang and Huang, 2008; Zhang, 2009; Wainwright, 2009b). Another set of methods is based on Orthogonal Matching Pursuit (OMP) and require mutual incoherence (Tropp and Gilbert, 2007; Cai and Wang, 2011; Zhang, 2011; Joseph, 2013). The irrepresentable condition can be replaced with incoherence as well by thresholding the Lasso estimate (Meinshausen and Yu, 2009; Wang et al., 2020). Nevertheless, all of these conditions can be violated in general design setting, especially in graphical models where variables show strong dependence. See (Van De Geer and Bühlmann, 2009) for an overview and Section 4.1 for details. The nonconvex variants

to relax the ℓ_1 -based methods are able to relax the irrerepresentable condition (Fan and Li, 2001; Zhang, 2010; Loh and Wainwright, 2017), but optimal rates are missing. Finally, (Hastie et al., 2020; Guo et al., 2022) study the effect of the signal-to-noise ratio on regression problems.

1.4 Outline of the paper

Necessary preliminaries and background are covered in Section 2. After this, the reader can proceed in one of two ways: In order to make our results as accessible as possible, we introduce our kBSS estimator in Section 3 without requiring any graphical prerequisites. Thus, Section 3 can be read by readers without any knowledge of (or interest in) graphical models. This way readers only interested in the construction of kBSS estimator can do so without needing a refresher on graphical models. The specific implications for graphical models are then deferred to Sections 4 and 5. These two sections presume some familiarity with concepts from graphical models, although all of the necessary background will be developed as needed. Technical proofs are deferred to Appendices D-J. The appendix also contains additional discussion on interpreting our results and extending them to more general settings (Appendix A) as well as self-contained proofs of optimality for BSS under general design (Appendices B-C).

1.5 Notation

For any nonnegative integer m , let $[m] := \{1, \dots, m\}$. Throughout, S and T are subsets of $[d]$, write $S \Delta T = (S \setminus T) \cup (T \setminus S)$ to be the symmetric difference, and let $|S|$ be the cardinality of set S . Denote set of all possible supports of dimension d , and sparsity s to be $\mathcal{T}_{d,s} := \{S \subseteq [d] : |S| = s\}$, and bounded sparsity to be $\mathcal{T}_d^{\bar{s}} := \cup_{s=0}^{\bar{s}} \mathcal{T}_{d,s} = \{S \subseteq [d] : |S| \leq \bar{s}\}$. Let \mathbb{S}_{++}^d be all positive definite matrices, $\mathbb{R}_{>0}$ be all positive real numbers. The 2-norm of a vector x is $\|x\| = (\sum_j x_j^2)^{1/2}$, the operator 2-norm of a matrix A is $\|A\| = \|A\|_{\text{op}} = \sup_{\|x\|=1} \|Ax\|$. The largest and smallest eigenvalues of A are $\lambda_{\max}(A)$ and $\lambda_{\min}(A)$. Write x_S to be the $|S|$ -dimensional sub-vector indexed by S . Similarly, for a matrix A , write A_S to be the sub-matrix with columns indexed by set S , and A_{TS} to be the sub-matrix with rows and columns indexed by T and S . For a covariance matrix Σ , denote the conditional covariance matrix of the variables S given the variables T by

$$\Sigma_{S|T} := \Sigma_S - \Sigma_{ST} \Sigma_{TT}^{-1} \Sigma_{TS}. \quad (3)$$

For a set $\Theta \subset \mathbb{R}^d$, write $\Theta_S = \{\beta_S : \beta \in \Theta\}$ for the subspace of coordinates indexed by S . Let $\mathbf{1}_m, \mathbf{0}_m$ be all one's and all zero's vector of dimension m , and $\mathbb{1}\{E\}$ be the indicator of event E . Denote the support of a vector by $\text{supp}(x) = \{j : x_j \neq 0\}$. We say $a \lesssim b$ and $a \gtrsim b$ if $a \leq Cb$ and $a \geq cb$ for some positive constants C and c , and $a \asymp b$ if both $a \lesssim b$ and $a \gtrsim b$. $a \vee b$ and $a \wedge b$ are the maximum and minimum between two numbers a and b . For remainder of the paper, with a little abuse of notation we use (X, Y) to denote the data matrix ($\mathbb{R}^{n \times d} \otimes \mathbb{R}^n$) and random variables interchangeably. Write $\Pi_S := X_S (X_S^\top X_S)^{-1} X_S^\top$ and $\Pi_S^\perp := I_n - \Pi_S$ for projection matrices onto and out of the subspace spanned by X_S .

2 Preliminaries

Since some of our main results can be stated without reference to graphical models, in order to properly set the stage, we begin by formalizing the support recovery problem in a general setting. In the remainder of this section we proceed with the necessary formal preliminaries, including the connection between support recovery, neighbourhood selection, and graphical models, as well as an overview of graphical model definitions. The reader interested in skipping directly to the details of the estimator

may safely skip Section 2.2-2.5, and proceed to Section 3 after reading Section 2.1. Finally, we note that in many places assumptions are made to streamline the presentation and discussion; additional extensions and relaxations of these assumptions are discussed in Appendix A.

2.1 Problem setup

We consider the Gaussian linear model (1), which we recall here:

$$Y = X^\top \beta + \epsilon, \quad X \sim \mathcal{N}(\mathbf{0}_d, \Sigma), \quad \epsilon \sim \mathcal{N}(0, \sigma^2), \quad X \perp\!\!\!\perp \epsilon.$$

To impose sparsity, we assume $\|\beta\|_0 = s \leq \bar{s}$, where \bar{s} is a known upper bound on the sparsity. As commonly assumed in the support recovery literature, we will also assume that $s \leq \bar{s} \leq d/2$. The assumption that $s \leq d/2$ is made to simplify the results; see Remark 2.2.

Crucially, we allow additional constraints on the regression coefficients β and covariance matrix Σ in the form of constrained parameter spaces $\Theta \subseteq \mathbb{R}^d$ and $\Omega \subseteq \mathbb{S}_{+++}^d$, including the most general cases where $\Theta = \mathbb{R}^d$ and $\Omega = \mathbb{S}_{+++}^d$. These constrained spaces allow us in particular to impose graphical and structured constraints in the form of an SEM, but also allow for more general constraints. Concrete examples will be discussed in Section 2.5 (see also Section 4), after we have finished introducing the necessary graphical preliminaries.

Denote the support of β by $S_* = \text{supp}(\beta) \subseteq [d]$, i.e. $\text{supp}(\beta) = \{j \in [d] : \beta_j \neq 0\}$. We are interested in estimating S_* given n i.i.d. samples from the model (1). This model defines a joint distribution $P(X, Y)$ that is determined by the tuple of parameters $(\beta, \Sigma, \sigma^2)$, i.e. $P = P_{\beta, \Sigma, \sigma^2}$. Given Θ and Ω , define a parameter space by

$$\mathcal{M} = \mathcal{M}(\Theta, \Omega, \sigma^2) := \left\{ (\beta, \Sigma, \sigma^2) : \beta \in \Theta, \Sigma \in \Omega \right\}. \quad (4)$$

Clearly, there is a one-to-one correspondence between parameter tuples $(\beta, \Sigma, \sigma^2) \in \mathcal{M}$ and joint distributions $P_{\beta, \Sigma, \sigma^2}$. We will frequently abuse notation by referring to \mathcal{M} as the model, bearing in mind this one-to-one correspondence. Since the model is identified, this should cause no confusion.

An estimator of the support S_* is a measurable function \widehat{S} of the data (X, Y) into the power set $2^{[d]}$, i.e. $\widehat{S}(X, Y) \subseteq [d]$. We study the sample size needed for exact recovery in terms of $(d, s, \beta, \Sigma, \sigma^2)$. More precisely, we seek necessary and sufficient conditions on the sample size n such that

$$\sup_{(\beta, \Sigma, \sigma^2) \in \mathcal{M}} \mathbb{P}_{\beta, \Sigma, \sigma^2}(\widehat{S} \neq S_*) \leq \delta, \quad \delta > 0. \quad (5)$$

To this end, we develop upper and lower bounds on the sample size $n = n(\delta, \mathcal{M})$ such that (5) holds. When these upper and lower bounds match (up to problem-independent constants and/or logarithmic factors of the sparsity level $\log s$), we call the resulting sample size the *optimal sample complexity*. We do not hide logarithmic factors of the dimension d . An estimator \widehat{S} is called optimal if it achieves (5) with the optimal sample complexity.

Remark 2.1. As is standard in the regression literature, we assume σ^2 is fixed for simplicity. As a result, $\text{var}(\epsilon)$ is fixed to be σ^2 for every model in (4). Thus, although we could omit the variance parameter, we choose to include it in order to emphasize the dependence of our results on σ^2 . We can easily extend the space to include $\sigma^2 \in (0, \sigma_{\max}^2]$ for some σ_{\max}^2 as an upper bound. Then all the sample complexity results remain the same by replacing σ^2 with σ_{\max}^2 . We stick to fixed σ^2 to avoid these complications. This allows us to isolate the effect of graphical structure in an SEM, without getting distracted by concerns about variance estimation, which is a separate and interesting problem.

Remark 2.2. The upper bound on sparsity $s \leq d/2$ is a technical assumption in the analysis to simplify the presentation. For the case where $s > d/2$, the roles of $(d - s)$ and s in the sample complexity are

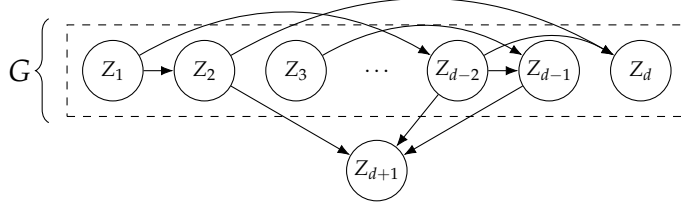


Figure 1: A graphical model over $Z = (Z_1, \dots, Z_d)$ with one more target node Z_{d+1} appended to it. The corresponding G will refer to a DAG over Z (ignoring Z_{d+1}). The Markov boundary of Z_{d+1} is $\{Z_2, Z_{d-2}, Z_{d-1}\}$ under this model.

switched. For example, a complete result of Theorem 3.1 (similarly for Theorem 4.1 and 4.3) without the assumption of $s \leq d/2$ would be

$$\frac{\log(d-s) \vee \log s}{\Delta(\mathcal{M})} + \log \left(\frac{(d-s) \vee s}{(d-s) \wedge s} \right).$$

2.2 Graphical models

A graphical model is represented by a graph $G = (V, E)$ that reflects the dependencies in a random vector $Z = (Z_1, \dots, Z_d)$. As usual, we abuse notation by identifying $V = Z$. Given a DAG G and a node $k \in V$, $\text{pa}(k) = \{j : (j, k) \in E\}$ is the set of parents, and $\text{ch}(k) = \{j : (k, j) \in E\}$ is the set of children. A directed path is a sequence of distinct nodes (h_1, \dots, h_ℓ) such that $(h_j, h_{j+1}) \in E$. Then the descendants $\text{de}(k)$ are the nodes that can be reached from k via some directed path, $\text{nd}(k) = V \setminus \text{de}(k)$ is the set of nondescendants, and the ancestors $\text{an}(k)$ is the set of nodes that have directed path(s) to node k . We will denote $\text{pa}(S) = \cup_{k \in S} \text{pa}(k)$. A distribution P over Z is Markov to G if P factorizes according to G , i.e.

$$P(Z) = \prod_{k=1}^d P(Z_k | \text{pa}(k)).$$

This implies that every d -separation relationship in G reflects a genuine conditional independence relation in P . We say P is faithful to G if the converse is true as well. The detailed definition of d -separation—which will not be needed here—can be found in any textbook on graphical models (e.g. Lauritzen, 1996; Koller and Friedman, 2009). We do not assume faithfulness in this paper. Finally, the Markov boundary of Z_k with respect to $A \subset V$ is the smallest subset $S \subseteq A$ such that $Z_k \perp\!\!\!\perp Z_{A \setminus S} | Z_S$, which we denote as $S(k, A)$.

We will consider Gaussian linear SEM defined by:

$$Z_k = \sum_{j \in \text{pa}(k)} \beta_{jk} Z_j + \epsilon_k, \quad \epsilon_k \sim \mathcal{N}(0, \sigma_k^2), \quad \forall k \in [d]. \quad (6)$$

See Drton (2018) for an introduction to linear SEM. It follows from (6) that Z has a multivariate Gaussian distribution that is Markov to G ; note the dependence on G in the parent sets above. To model the support recovery problem, we append one more node Z_{d+1} to the graph by directing edges from a subset of Z_1, \dots, Z_d to it. We treat Z_{d+1} as the target node and aim to learn the Markov boundary with respect to Z_1, \dots, Z_d . See Figure 1 for an illustration.

To further align the notation, we will denote the target Z_{d+1} by Y , and denote the set of candidate variables Z_1, \dots, Z_d by $X = (X_1, \dots, X_d)$. Thus, the problem reduces to a prototypical regression problem between Y and X . Furthermore, we will let G be a DAG over the variables X (i.e. ignoring Y), since it is easy to obtain the full DAG by adding the node Y and edges $X_k \rightarrow Y$ for $k \in \text{pa}(Y)$. This setting

implies X are the nondescendants of Y in the full DAG, and thus the Markov boundary becomes the parents of Y .

2.3 Neighbourhood selection

In practice, the graph G is often unknown, and we wish to learn G from i.i.d. observations of Z . A basic primitive in this process is *neighbourhood selection*: Learning the Markov boundary (often called the *neighbourhood*) of each node k relative to some subset of variables $Z_A \subset Z_{-k}$. There is a well-known connection between Markov boundary learning and support recovery, given in Proposition 2.1 below. For completeness, we include a proof in Appendix I.

Proposition 2.1. *If $(Z_k, Z_A) \sim \mathcal{N}(\mathbf{0}, \Gamma)$ and Γ is a positive definite covariance matrix, then for any subset $S \subseteq A$, the following are equivalent:*

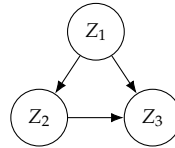
1. $S = S(k; A)$;
2. We have a linear model $Z_k = \beta_S^\top Z_S + \epsilon$ with $\epsilon \perp\!\!\!\perp Z_A$, $\mathbb{E}[\epsilon] = 0$, and $\beta_j \neq 0, \forall j \in S$.

Therefore, Markov boundary learning reduces to a regression problem between Z_k and Z_A . More specifically, the goal is to recover the support set (i.e. nonzero entries) for this regression problem. The main complication is now the *unknown* dependence among the candidate variables in A . This problem of learning the neighbourhood of Z_k in a graphical model with unknown structure is our main focus. This problem arises as a primitive in structure learning applications: For example, one popular approach to structure learning first searches for a valid topological ordering, then conducts parent selection for each node along the ordering from its nondescendants (Peters et al., 2014; Bühlmann et al., 2014). The second step (parent selection) is a special case of neighbourhood selection and coincides with the setup considered here (cf. Section 2.2).

2.4 Path cancellation

As alluded to in the introduction, path cancellation is a well-known phenomenon that can lead to issues with structure learning in SEM; especially for approaches based on independence testing. Conventionally, path cancellation refers to the cancellation of effects from some ancestors to the target node through different directed paths. In the context of linear SEM, this means for a node Z_k and some of its ancestors Z_A , we have $Z_k \perp\!\!\!\perp Z_A$ (more generally, $\text{cov}(Z_k, Z_A) \approx 0$) due to certain choices of β_{jk} 's in (6), even though Z_k and Z_A appear to be dependent in the graph (formally, they are not d -separated in G). A simple illustration of this is given in Uhler et al. (2013):

$$\begin{aligned} Z_1 &= \epsilon_1 \\ Z_2 &= \beta_{12}Z_1 + \epsilon_2 \\ Z_3 &= \beta_{13}Z_1 + \beta_{23}Z_2 + \epsilon_3 \end{aligned}$$



Here, $\beta_{12}, \beta_{13}, \beta_{23} \neq 0$. In this example, Z_1 is an ancestor of Z_3 with two directed paths $Z_1 \rightarrow Z_2 \rightarrow Z_3$ and $Z_1 \rightarrow Z_3$. Then $\text{cov}(Z_1, Z_3) = \beta_{13} + \beta_{12}\beta_{23}$. When $\beta_{13} = -\beta_{12}\beta_{23}$, we obtain $Z_1 \perp\!\!\!\perp Z_3$ even though all coefficients are nonzero. That is, both paths have a nontrivial effect but they exactly cancel each other out, leading to an independence relation that is not reflected by the structure of the graph.

Another interpretation will be useful for understanding our results in Section 5 and the root cause of the problems with path cancellation. If we write the effects from the parents of the target node (Z_3), in terms of Z_1 and ϵ_2 , it is easy to find the effects from Z_1 are cancelled and the variance loses the

contribution from Z_1 :

$$\begin{aligned} \text{var}(\beta_{13}Z_1 + \beta_{23}Z_2) &= \text{var}[(\beta_{13} + \beta_{23}\beta_{12})Z_1 + \beta_{23}\epsilon_2] \\ &= \underbrace{(\beta_{13} + \beta_{23}\beta_{12})^2 \text{var}(Z_1)}_{\text{path cancellation}} + \beta_{23}^2 \text{var}(\epsilon_2) = \beta_{23}^2 \text{var}(\epsilon_2). \end{aligned} \quad (7)$$

Specifically, path cancellation results in a small (co)variance, which is problematic when comparing candidate supports. The effect is a violation of the crucial *proportional property*, which is discussed in detail in Section 3.4.

Remark 2.3. Since exact path cancellation in linear SEM reduces to solving a system of polynomial equations, it is well-known that this phenomenon is “rare” in the sense that a randomly sampled SEM will (almost surely) not exhibit exact path cancellation (Theorem 3.2, [Spirites et al., 2000](#)). Thus, it may seem like path cancellation should not be an issue in practice. However, as we will see in Section 5.1, simply avoiding this type of path cancellation is insufficient, and a type of *generalized* path cancellation needs to be considered. Moreover, it will become clear that “almost” (generalized) path cancellation is just as severe, and avoiding “almost” cancellations in the parameter space is analytically intractable due to the complicated algebraic geometry induced by these polynomial equations. This is closely related to the notion of strong faithfulness in DAGs; see [Uhler et al. \(2013\)](#) for details.

2.5 Examples of constrained spaces

To help fix ideas, let us provide an example of how the constrained spaces Θ and Ω will be used in the sequel, bearing in mind once again that these are allowed to be arbitrary. For example, we may constrain the linear model (1) to consist of sparse vectors satisfying a beta-min condition:

$$\Theta = \left\{ \beta \in \mathbb{R}^d : \|\beta\|_0 = s, \min_{j \in \text{supp}(\beta)} |\beta_j| \geq \beta_{\min} \right\}.$$

Both of these constraints can be relaxed (see Appendix A.5 and A.6). For the covariance structure, let \mathcal{G} be a family of DAGs such as sparse or bipartite graphs and consider all Σ that arise from some SEM with $G \in \mathcal{G}$:

$$\Omega = \left\{ \text{cov}(X) : X \text{ is generated according to (6) for some } G \in \mathcal{G} \right\}.$$

Clearly, if we let \mathcal{G} consist of all DAGs with no constraints on the SEM coefficients and variances, then Ω collapses to all of \mathbb{S}_{++}^d . In our example, we focus on graphical constraints (specifically, sparse, bipartite graphs with otherwise unknown structure) without constraining the SEM coefficients. For details, see Section 4.

3 Support recovery for structured designs

In this section, we introduce and analyze an estimator of the support S_* . Throughout this section we assume that Ω is fixed and Θ is given. This estimator will be the basis of our results in Sections 4 and 5 on support recovery in structural equation models, however, the present section can be read without familiarity with graphical concepts. We start with the known sparsity setting, i.e. the sparsity level s is given and the candidate supports are $\mathcal{T}_{d,s}$. Unknown sparsity is discussed in Appendix A.5; in this case the known sparsity s is replaced with the upper bound \bar{s} throughout.

The estimator is based on Best Subset Selection (BSS), which we recall here. BSS searches over all

Algorithm 1 COMPARE algorithm

Input: Data X, Y ; candidate supports $S, T \in \mathcal{T}_{d,s}$; coefficient space Θ .

Output: Estimated support $\hat{S} \subseteq [d]$.

1. Let $S' := S \setminus T, T' := T \setminus S, W := S \cap T, r := |S'| = |T'|$
 2. Compute $\tilde{X}_{S'} = \Pi_W^\perp X_{S'}, \tilde{X}_{T'} = \Pi_W^\perp X_{T'}, \tilde{Y} = \Pi_W^\perp Y$
 3. For $R \in \{S', T'\}$:
 - (a) $\hat{\gamma} = (\tilde{X}_R^\top \tilde{X}_R)^{-1} \tilde{X}_R^\top \tilde{Y}$;
 - (b) $\mathcal{L}(R \cup W; (S, T)) = \frac{\|\Pi_{R \cup W}^\perp Y\|^2}{n-s} + \min_{\gamma \in \Theta_R} (\hat{\gamma} - \gamma)^\top \frac{\tilde{X}_R^\top \tilde{X}_R}{n-(s-r)} (\hat{\gamma} - \gamma)$;
 4. Output $\hat{S} = \arg \min_{D \in \{S, T\}} \mathcal{L}(D; (S, T))$.
-

possible candidate supports and outputs the one that explains the most variance in Y :

$$\hat{S}^{\text{BSS}} = \arg \min_{S \in \mathcal{T}_{d,s}} \|\Pi_S^\perp Y\|^2. \quad (8)$$

One way to interpret this estimator is as a tournament among candidate supports: For any pair of candidate supports $S, T \in \mathcal{T}_{d,s}$, BSS compares them using the residual variance as a score and keeps track of the winner until the best candidate is found. We adopt the same strategy of searching over all possible supports, but choosing winners in a different way. We start by introducing the building block of our estimator: Comparing two candidate supports (Algorithm 1). A detailed interpretation for the interested readers is in Appendix A.2.

3.1 Comparing two candidates

For any two candidate supports $S, T \in \mathcal{T}_{d,s}$, instead of directly comparing residual variances, Algorithm 1 chooses the “better” candidate using a newly defined score \mathcal{L} with an additional term that arises from the constrained parameter space Θ . In order to avoid notational clutter, let the shared component be $W := S \cap T$, and the difference between two candidate supports be $S' := S \setminus T$ and $T' := T \setminus S$, so that $S = S' \cup W$ and similarly for T . Then the score for $R \cup W$ with $R \in \{S', T'\}$ is given by

$$\mathcal{L}(R \cup W; (S, T)) := \underbrace{\frac{\|\Pi_{R \cup W}^\perp Y\|^2}{n-s}}_{\text{residual variance from BSS}} + \underbrace{\min_{\gamma \in \Theta_R} (\hat{\gamma} - \gamma)^\top \frac{\tilde{X}_R^\top \tilde{X}_R}{n-(s-r)} (\hat{\gamma} - \gamma)}_{\text{violation to constrained space } \Theta_R}, \quad (9)$$

where $\tilde{X}_R = \Pi_W^\perp X_R$ as defined in Algorithm 1 is the difference set X_R after partialling out the effect from the shared component X_W , $\hat{\gamma}$ collects the OLS regression coefficients of $\tilde{Y} = \Pi_W^\perp Y$ on \tilde{X}_R , and we recall that $\Theta_R = \{\beta_R : \beta \in \Theta\}$. The first term of \mathcal{L} is exactly the residual variance used in BSS. The second term quantifies the extent to which $\hat{\gamma}$ “violates” the constrained space Θ_R : That is, the partial regression coefficients $\hat{\gamma}$ need not be in Θ_R , and the second term measures how far away $\hat{\gamma}$ is from Θ_R . This term can be interpreted as the (weighted) L^2 -projection of $\hat{\gamma}$ onto Θ_R . When either S or T is the true support, the second term is zero in expectation, while that of the incorrect support can be positive. So this additional term detects when a candidate set has its partial regression coefficients outside of Θ_R . We refer to Algorithm 1 as the COMPARE algorithm.

One important caveat is that the program in the second part of (9) is nonconvex when Θ is nonconvex. If the space Θ_R is formed by $r = |R|$ many “bounded-away-from-zero” constraints (i.e. $|\beta_j| > \beta_{\min}, \forall j \in R, r \in [s]$), then this program can be solved by solving 2^r quadratic programs with box constraints, of which each one can be solved very fast. This procedure will be implemented and explored on finite samples via simulation in Section 6.

Algorithm 2 Simple klBSS

Input: Data matrix X, Y , coefficient space Θ .

Output: Estimated support \hat{S} .

1. Let $M = |\mathcal{T}_{d,s}|$, randomly order the elements in $\mathcal{T}_{d,s}$ to be S_1, S_2, \dots, S_M ;
 2. Initialize $\hat{S} = S_1$;
 3. For $j = 2, 3, \dots, M$:
 - (a) $\hat{S} = \text{COMPARE}(X, Y, \hat{S}, S_j, \Theta)$;
 4. Output \hat{S} .
-

Algorithm 3 Full klBSS

Input: Data matrix X, Y , parameter space Θ

Output: Estimated support \hat{S} .

1. Initialize an empty dictionary $B(S) \forall S \in \mathcal{T}_{d,s}$;
 2. For $S \in \mathcal{T}_{d,s}$:
 - (a) $B(S) = \sum_{T \in \mathcal{T}_{d,s} \setminus S} \mathbb{1}\{\text{COMPARE}(X, Y, S, T, \Theta) = S\}$;
 3. Output $\hat{S} = \arg \max_{S \in \mathcal{T}_{d,s}} B(S)$.
-

3.2 The proposed estimator

Using COMPARE as our workhorse, we can now introduce our proposed estimator, which we call klBSS since the estimator can be interpreted via a KL divergence decomposition discussed in Appendix A.2. Since the comparison between S and T depends on the shared component W , the relationship between scores \mathcal{L} defined in (9) is not transitive. We introduce two different estimators: Simple klBSS (Algorithm 2) and Full klBSS (Algorithm 3), to find the final “winner” of the tournament. The difference between Simple and Full klBSS is in how we search through the space of candidate supports:

1. (Algorithm 2) Choose an ordering of the candidate sets, and compare each in sequence;
2. (Algorithm 3) Exhaustively compare every pair of candidate sets S vs. T .

These two approaches trade-off computational efficiency for robustness: The first approach is more efficient, but depends on the choice of ordering, whereas the second approach is more computationally expensive but tends to be more robust in practice.

Remark 3.1. Algorithms 1-3 do not use Ω as input. The dependence on Ω only arises in the analysis, where the sample complexity will depend on Ω . As a consequence, any structural assumptions are not explicitly enforced by the algorithm. In this way, klBSS automatically adapts to this unknown structure without explicitly imposing it.

3.3 Analysis of klBSS

Our first main result is an upper bound on the sample complexity of klBSS. Since both Simple and Full klBSS will end up having the same sample complexity, we will not distinguish these in this section and simply write \hat{S} throughout (see Remark 3.2).

The upper bound we introduce will explicitly illustrate the deficiency in BSS: There is an additional signal component that is being ignored. To see this, let us first define the signal for distinguishing two supports S and T :

Definition 1. For any $(\beta, \Sigma, \sigma^2) \in \mathcal{M}(\Theta, \Omega, \sigma^2)$, and any two sets $S, T \subseteq [d]$, define

$$\begin{aligned} \Delta_1(S, T) &:= \frac{1}{\sigma^2} \beta_{S \setminus T}^\top \Sigma_{S \setminus T | T} \beta_{S \setminus T}, \\ \Delta_2(S, T) &:= \frac{1}{\sigma^2} \min_{\alpha \in \Theta_{T \setminus S}} \left(\alpha_\beta(S, T) - \alpha \right)^\top \Sigma_{T \setminus S | S \cap T} \left(\alpha_\beta(S, T) - \alpha \right), \end{aligned} \tag{10}$$

where $\Sigma_{A|B}$ is defined in (3) and $\alpha_\beta(S, T) := \Sigma_{T \setminus S | S \cap T}^{-1} \Sigma_{(T \setminus S)(S \setminus T) | S \cap T} \beta_{S \setminus T}$.

Although both Δ_1 and Δ_2 depend on the parameters $(\beta, \Sigma, \sigma^2)$, we omit them in the arguments for ease of presentation. Apparently, from Definition 1, we can see that Algorithm 1 aims to estimate $\Delta_1(S_*, T)$ and $\Delta_2(S_*, T)$ by their sample counterparts, while BSS only estimates $\Delta_1(S_*, T)$ to distinguish two candidates. Thus, BSS ignores the signal conveyed by $\Delta_2(S_*, T)$. This is precisely what will eventually lead to problems with BSS under strong dependence. By contrast, klBSS adapts to both situations where either $\Delta_1(S_*, T)$ or $\Delta_2(S_*, T)$ is larger. Moreover, $\Delta_2(S_*, T) = 0$ when $\Theta = \mathbb{R}^d$ and $\Omega = \mathbb{S}_{++}^d$ (i.e. there are no constraints). Then the signal reduces to Δ_1 , in which case klBSS = BSS.

To give some intuition, observe that $\Delta_1(S, T)$ is the conditional variance of $X_S^\top \beta_S$ given X_T , which quantifies how much variance contributed by the true support S that cannot be explained by the alternative T . By contrast, $\Delta_2(S, T)$ characterizes the violation of $\alpha_\beta(S, T)$ to the constrained space $\Theta_{T \setminus S}$, where $\alpha_\beta(S, T)$ collects the partial regression coefficients of $X_{S \setminus T}^\top \beta_{S \setminus T}$ onto $X_{T \setminus S}$ given the shared component $X_{S \cap T}$. $\Delta_2(S, T)$ quantifies how far $\alpha_\beta(S, T)$ is away from $\Theta_{T \setminus S}$ weighted by the covariance matrix $\Sigma_{T \setminus S | S \cap T}$, and is positive when $\alpha_\beta(S, T)$ falls outside of $\Theta_{T \setminus S}$, which helps us better distinguish S and T . Instead of using $T \setminus S$, we could exploit the whole alternative support T , however, it will be less sample efficient to estimate the relatively small extra signal, which is based on the intuition that the coefficients of $X_{S \cap T}$ barely violate the constraint. By doing so we indeed lose some signal, and we will discuss an alternative algorithm, and how much is lost, in Appendix A.2 and A.3.

Finally, for any parameter spaces Θ and Ω and the associated model $\mathcal{M} = \mathcal{M}(\Theta, \Omega, \sigma^2)$, we define the (global) signal to be

$$\Delta(\mathcal{M}) := \min_{(\beta, \Sigma, \sigma^2) \in \mathcal{M}} \min_{T \in \mathcal{T}_{d,s} \setminus \{S_*\}} \frac{1}{|S_* \setminus T|} \left(\Delta_1(S_*, T) \vee \Delta_2(S_*, T) \right). \quad (11)$$

For comparison, note that

$$\Delta_1(\mathcal{M}) := \min_{(\beta, \Sigma, \sigma^2) \in \mathcal{M}} \min_{T \in \mathcal{T}_{d,s} \setminus \{S_*\}} \frac{1}{|S_* \setminus T|} \Delta_1(S_*, T) \quad (12)$$

is the signal for BSS, which is similarly defined in Wainwright (2009a).

We can now state our main sample complexity result for klBSS:

Theorem 3.1. *Assume $s \leq d/2$ and let $(\beta, \Sigma, \sigma^2) \in \mathcal{M} := \mathcal{M}(\Theta, \Omega, \sigma^2)$. Given n i.i.d. samples from $P_{\beta, \Sigma, \sigma^2}$, if $\Delta(\mathcal{M}) > 0$ and the sample size satisfies*

$$\begin{aligned} n - s &\gtrsim \max_{r \in [s]} \frac{\log \binom{d-s}{r} + \log(1/\delta)}{r \Delta(\mathcal{M}) \wedge 1} \\ &\asymp \max \left\{ \frac{\log(d-s) + \log(1/\delta)}{\Delta(\mathcal{M})}, \log \binom{d-s}{s} + \log(1/\delta) \right\}, \end{aligned} \quad (13)$$

then $\mathbb{P}_{\beta, \Sigma, \sigma^2}(\widehat{S} = S_*) \geq 1 - \delta$, where \widehat{S} is given by either Algorithm 2 or 3.

A proof sketch is in Section 3.4; the detailed proof is postponed to Appendix D.2. For comparison, the sample complexity of BSS (adapted to our setting from Wainwright (2009a)) is

$$\frac{\log(d-s)}{\Delta_1(\mathcal{M})} \vee \log \binom{d-s}{s}. \quad (14)$$

See also Theorem B.1. Obviously, $\Delta_1(\mathcal{M}) \leq \Delta(\mathcal{M})$, i.e. $\Delta(\mathcal{M})$ captures at least as much signal as BSS. As we will show in Section 4, there exists a family of SEM where the inequality is strict and significant.

Remark 3.2. According to Theorem 3.1, Algorithms 2 and 3 share the same sample complexity. This is because our analysis lower bounds the success probability by the event where S_* beats *all* the other

candidates, which implies exact recovery for both Simple and Full kIBSS. This worst-case analysis does not exploit the random order in Simple kIBSS or sufficiency of S_* to beat “most” of the alternatives in Full kIBSS. Since (13) is sufficient for our purposes, we leave such finer analyses for future work. The experiments in Section 6 show Full kIBSS has slightly better performance over Simple kIBSS on finite samples.

3.4 Proof outline and the “proportional property”

A crucial ingredient in the proof of Theorem 3.1 is what we will call the “proportional property”. To shed light on this, we provide a brief proof sketch here. The main device is an error probability bound for Algorithm 1 to successfully distinguish the true support S_* from any other candidate T :

Lemma 3.2. *For any $(\beta, \Sigma, \sigma^2) \in \mathcal{M}(\Theta, \Omega, \sigma^2)$, let $S_* = \text{supp}(\beta)$ and $|S_*| = s$. Given n i.i.d. samples from $P_{\beta, \Sigma, \sigma^2}$, apply Algorithm 1 to estimate support from S_* and T with $|S_* \setminus T| = r$ and output \hat{S} . Let $\Delta_1 := \Delta_1(S_*, T)$ and $\Delta_2 := \Delta_2(S_*, T)$. If sample size satisfies $n \gtrsim s + \frac{r}{\Delta_1 \vee \Delta_2}$, then we have for some positive constant C_0 ,*

$$\mathbb{P}_{\beta, \Sigma, \sigma^2}(\hat{S} = S_*) \geq 1 - 9 \exp\left(-C_0(n-s) \min(\Delta_1 \vee \Delta_2, 1) + r\right).$$

The proof is given in Appendix D.1.

From here, the proof of Theorem 3.1 follows from a standard union bound:

$$\begin{aligned} \mathbb{P}(\hat{S} \neq S_*) &\leq \sum_{T \in \mathcal{T}_{d,s} \setminus \{S_*\}} \mathbb{P}\left[\mathcal{L}(T; (S_*, T)) - \mathcal{L}(S_*; (S_*, T)) < 0\right] \\ &\leq \sum_{r=1}^s \sum_{\substack{T \in \mathcal{T}_{d,s} \setminus \{S_*\} \\ |S_* \setminus T|=r}} 9 \exp\left(-C_0(n-s) \min(\Delta_1(S_*, T) \vee \Delta_2(S_*, T), 1) + r\right) \\ &\leq \max_r s \times \binom{s}{r} \binom{d-s}{r} \times 9 \exp\left(-C_0(n-s) \min(r\Delta(\mathcal{M}), 1) + r\right) \\ &\leq \max_r \exp\left(5 \log \binom{d-s}{r} - C_0(n-s) \min(r\Delta(\mathcal{M}), 1)\right). \end{aligned}$$

We apply Lemma 3.2 for the second inequality; assumption $s \leq d/2$ for the last inequality; definition of $\Delta(\mathcal{M})$ (11) for the third inequality, which relies on the scaling factor $|S_* \setminus T|$.

The precise relationship between $|S_* \setminus T|$ and $\Delta_1(S_*, T) \vee \Delta_2(S_*, T)$ turns out to be crucial later in establishing the optimality of kIBSS: In order for kIBSS to achieve the lower bounds derived in Section 4, the following inequality, which always holds by definition in (11), should be *tight* (up to constants):

$$\Delta_1(S_*, T) \vee \Delta_2(S_*, T) \geq |S_* \setminus T| \cdot \Delta(\mathcal{M}). \quad (15)$$

We call this the *proportional property*, which informally means the signal to distinguish S and T is proportional in order to their difference $|S \setminus T|$ in the worst case:

$$\Delta_1(S, T) \vee \Delta_2(S, T) \asymp |S \setminus T|. \quad (16)$$

The intuition is that it should be easier to distinguish S and T when the discrepancy between them is larger. Lemma 3.3 below, whose proof is in Appendix D.5, implicitly supports this idea by showing the signal to distinguish S and T is the same order as the conditional variance of a linear combination of $|S \setminus T| + |T \setminus S| = 2r$ many random variables.

Lemma 3.3. For any $(\beta, \Sigma, \sigma^2) \in \mathcal{M}(\Theta, \Omega, \sigma^2)$, and any two sets $S, T \in \mathcal{T}_{d,s}$,

$$\Delta_1(S, T) \vee \Delta_2(S, T) \asymp \frac{1}{\sigma^2} \min_{\alpha_{T \setminus S} \in \Theta_{T \setminus S}} \text{var} \left[X_{S \setminus T}^\top \beta_{S \setminus T} - X_{T \setminus S}^\top \alpha_{T \setminus S} \mid S \cap T \right].$$

Moreover, the constant is within $[1/2, 1]$.

The hidden “constant” in (16)—which can depend on the signal parameter $\Delta(\mathcal{M})$ via (15)—must be interpreted carefully: Since $\Delta(\mathcal{M})$ is dimension- and model-dependent, (16) can be violated if $\Delta(\mathcal{M})$ decays too fast. Especially when $|S_* \setminus T| = 1$, this means the signal is not well captured by $\Delta(\mathcal{M})$, or equivalently, $\Delta_1(S_*, T) \vee \Delta_2(S_*, T)$ is too small when $|S_* \setminus T| = s$. This is why (15) does not directly imply (16). From Lemma 3.3, we can see that the fast decay can occur when there is cancellation in the expression $X_{S \setminus T}^\top \beta_{S \setminus T} - X_{T \setminus S}^\top \alpha_{T \setminus S}$, for example as in (7). This provides an explicit connection to the phenomenon of path cancellation. The idea is made formal in Lemma 4.2 (as well as the upper bound analysis of BSS in Theorem B.2), where we show that the rate at which $\Delta(\mathcal{M})$ can decay is determined by the interaction between the sample complexity lower bound and the dimensionality of the problem.

It is worth clarifying that Theorem 3.1 itself (i.e. the upper bound) is unaffected by the proportional property: The problem comes in obtaining optimal rates. We will explicitly demonstrate cases where effect of path cancellation is avoided (Section 4) and cases where it occurs (Section 5). The key takeaway is that the failure of the proportional property—and hence a loss of sample efficiency—can be traced in part back to path cancellation in SEM.

4 Optimality and sample complexity gap

The previous section proposed a new estimator of the support, and the sample complexity bound in Theorem 3.1 suggests an improvement over BSS, although stops short of providing a concrete example. That is, although Theorem 3.1 shows that klBSS is *no worse than* BSS, we have not yet shown that there is a genuine sample complexity gap for some family \mathcal{M} .

In this section, we provide such a model where the design is structured and the improvement is strict. We start with a motivating graphical model with strong dependence among variables. We then compare different support recovery methods under this example and show klBSS enjoys improved performance. After that, we prove optimality of klBSS for the model. Finally, for completeness, we show that BSS is optimal for support recovery in general design under both known and unknown sparsity settings. In doing so, we demonstrate a significant difficulty gap between general vs. structured designs. While not required by BSS, in comparing to Lasso-style methods, a secondary theme throughout this section is the role played by eigenvalue conditions, which are also not required by klBSS. This allows klBSS to cover a richer class of designs under strong dependence.

4.1 A motivating example

We begin with a concrete example to demonstrate the main ideas and for direct comparison with existing results. This example will be extended to a more general family of SEM in Section 4.3, where the conclusions of this section still hold.

Fix $\beta_{\max} > c > \beta_{\min} > 0$ for some constant $c > 0$. Consider the SEM defined as follows:

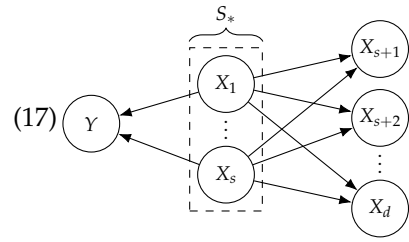
Table 2: Summary of comparison of klBSS with existing methods under model (17). The first column is the names of methods under comparison; the second column is the sample complexity upper bound of each method specified under (17) or the conclusion about the critical condition of the method; the last column is further explanation about the second column.

	Sample complexity under (17)	Comments
klBSS	$n \gtrsim \frac{\log(d-s)}{\beta_{\min}^2} \vee \log \binom{d-s}{s}$	
BSS	$n \gtrsim \frac{\beta_{\max}^2 s^2 \log(d-s)}{\beta_{\min}^2}$	
Multi-stage methods	$n \gtrsim \beta_{\max}^2 s^2 \log d$	Needed to satisfy RE condition
Lasso	Irrepresentability Fails	$\gamma > \sqrt{s}/2 \rightarrow \infty$ violates $\gamma < 1$
OMP	Mutual incoherence Fails	$\mu = \frac{s\beta_{\max}^2}{s\beta_{\max}^2+1} \rightarrow 1$ violates $\mu \leq \frac{1}{2s-1}$

$$X_k = \begin{cases} \epsilon_k, & k \in [s] \\ \sum_{j \in \text{pa}(k)} b_{jk} X_j + \epsilon_k & k \in \{s+1, \dots, d\} \end{cases}$$

$$Y = \beta_{\min} \times \sum_{k=1}^s X_k + \epsilon$$

$$\epsilon, \epsilon_k \sim \mathcal{N}(0, 1) \quad b_{jk} = \beta_{\max}, \forall j, k.$$



Intuitively, β_{\max} is presumed to be large and β_{\min} is small. This uniform choice $b_{jk} \equiv \beta_{\max}$ makes the calculation below easier, and help to expose the dependence on b_{jk} more explicitly.

The underlying DAG is a bipartite graph with two layers, where the true support is $S_* = [s]$ and forms the first layer of the DAG. The nonsupport variables $\{s+1, \dots, d\}$ form the second layer, and the covariance and the correlation matrix are

$$\Sigma = \begin{pmatrix} \Sigma_{S_* S_*} & \Sigma_{S_* S_*^c} \\ \Sigma_{S_*^c S_*} & \Sigma_{S_*^c S_*^c} \end{pmatrix} = \begin{pmatrix} I_s & \beta_{\max} \mathbf{1}_s \mathbf{1}_{d-s}^\top \\ \beta_{\max} \mathbf{1}_s \mathbf{1}_{d-s}^\top & I_{d-s} + s\beta_{\max}^2 \mathbf{1}_{d-s} \mathbf{1}_{d-s}^\top \end{pmatrix} \text{ and } \tilde{\Sigma}_{ij} = \frac{\Sigma_{ij}}{\sqrt{\Sigma_{ii} \Sigma_{jj}}}$$

Let's compare the performance of klBSS on this model with existing methods. We include BSS, OMP, Lasso, and Lasso-based multi-stage methods, which depend on additional eigenvalue conditions that BSS and klBSS do not require. We show that these conditions are not met or demand large sample size by the model (17). See Table 2 for a summary.

- *Performance of klBSS.* For any $T \in \mathcal{T}_{d,s}$ with $|S_* \setminus T| = r \in [s]$, it is not hard to show that

$$\Delta_1(S^*, T) = r\beta_{\min}^2 \times \frac{1}{1 + r^2 \beta_{\max}^2},$$

$$\Delta_2(S^*, T) = \min_{|\alpha_j| \geq \beta_{\min}} (\alpha - \alpha_\beta)^\top (I_r + r\beta_{\max}^2 \mathbf{1}_r \mathbf{1}_r^\top) (\alpha - \alpha_\beta) \geq r\beta_{\min}^2 \times \frac{1}{4}.$$

By Theorem 3.1, the first term in the sample complexity for klBSS is $\log(d-s)/\beta_{\min}^2$.

- *Performance of BSS.* As discussed in Section 3.3, the signal for BSS to distinguish S_* and any other alternative is $\Delta_1(S_*, T)$ (cf. Definition 1). Using the calculation above, if $T \subseteq S_*^c$ then $|S_* \setminus T| = s$, and

$$\Delta_1(S^*, T) = s\beta_{\min}^2 \times \frac{1}{1 + s^2 \beta_{\max}^2} \leq s\beta_{\min}^2 \times \frac{1}{s^2 \beta_{\max}^2}.$$

Therefore, applying Theorem 1 of Wainwright (2009a) (cf. Theorem B.1 in this paper), the resulting sample complexity for BSS becomes $\beta_{\max}^2 s^2 \log(d-s)/\beta_{\min}^2$. In fact, there are $\binom{d-s}{s}$ many choices

of $T \subseteq S_*^c$ and any one of them will lead to such a small $\Delta_1(S_*, T)$.

- *Multi-stage methods.* Some multi-stage methods (e.g. [Ndaoud and Tsybakov, 2020](#); [Wang et al., 2020](#)) use algorithms like the Lasso or SLOPE to first estimate the regression vector β consistently, which requires a Restricted Eigenvalue (RE) condition on the *data matrix* X ([Bickel et al., 2009](#)). Although these papers focus on standard design for which RE is trivial, for comparison we consider what can be said for general design: According to Corollary 1 of [Raskutti et al. \(2010\)](#), a sufficient condition for X to satisfy (w.h.p.) $\text{RE}(\eta, \kappa)$ with parameters η, κ under (17) is

$$n \gtrsim \frac{(1 + s\beta_{\max}^2)(1 + \eta)^2}{\kappa^2} s \log d \asymp \beta_{\max}^2 s^2 \log d.$$

- *Lasso and Orthogonal Matching Pursuit (OMP).* Lasso needs the irrepresentable condition ([Zhao and Yu, 2006](#); [Wainwright, 2009b](#)) for exact support recovery, which requires the incoherence parameter $\gamma < 1$. Under (17), it is not hard to show that

$$\gamma := \max_{j \in S_*^c} |\tilde{\Sigma}_{jS_*} \tilde{\Sigma}_{S_*}^{-1} \text{sgn}(\beta_{S_*})| = s \times \frac{\beta_{\max}}{\sqrt{1 + s\beta_{\max}^2}} > \sqrt{s}/2 \rightarrow \infty.$$

Analogously, for exact recovery, OMP suffices to have bounded mutual incoherence ([Cai and Wang, 2011](#)), i.e. $\mu \leq 1/(2s - 1)$ where parameter μ is defined below. But this is violated under (17):

$$\mu := \max_{j,k} \tilde{\Sigma}_{jk} = \frac{s\beta_{\max}^2}{1 + s\beta_{\max}^2} \rightarrow 1.$$

In conclusion, kIBSS outperforms BSS at least by a factor of s in sample complexity, and other methods either require large sample size (again by a factor of s), or fail to meet the existing conditions for exact recovery. Recall that we allow s to grow linearly with d , so the gap is indeed severe in high-dimensions.

Remark 4.1. This example shows that results for general design are overly pessimistic, but does not prove that BSS is suboptimal. Indeed, the fact that BSS is suboptimal for certain designs is already known ([Ji and Jin, 2012](#); [Jin et al., 2014](#)). These designs, however, are comparatively simple compared to (17), which does not satisfy the conditions imposed in this previous work. In some sense, prior work shows that there are simple (nearly orthogonal) designs for which BSS is suboptimal, while our work attacks the other extreme, i.e. relatively complex designs (strong dependence, path cancellation) for which improvements can still be made. From a technical perspective, a crucial aspect of our results is carefully analyzing the dependence on Σ itself (via the signal $\Delta(\mathcal{M})$ and the proportional property).

4.2 A family of bipartite SEM

Motivated by the example (17) in the previous section, we now formally introduce a family of SEM for which the sample complexity gap is explicit. Let $G = (V, E)$ be a bipartite DAG, $|V| = d$, with two layers $V = V_1 \cup V_2$ and in-degree of nodes in V_2 bounded by s . Denote set of all bipartite DAGs by:

$$\mathcal{B}_{d,s} = \left\{ G = (V, E) : |V| = d, V = V_1 \cup V_2, 1 \leq |\text{pa}(k)| \leq s, \forall k \in V_2 \right. \\ \left. j \in V_1, k \in V_2, \forall (j, k) \in E \right\}.$$

The graph in (17) is an example of bipartite DAG. Given $G = (V, E) \in \mathcal{B}_{d,s}$, X is generated by an SEM as follows:

$$\begin{aligned} X_k &= \begin{cases} \epsilon_k, & \epsilon_k \sim \mathcal{N}(0, \sigma_k^2) & k \in V_1 \\ \sum_{j \in \text{pa}(k)} b_{jk} X_j + \epsilon_k, & \epsilon_k \sim \mathcal{N}(0, \sigma_k^2) & k \in V_2 \end{cases} \\ \min_k \sigma_k^2 &\geq \sigma_{\min}^2 > 0, \quad b_{jk} \neq 0 \quad \forall (j, k) \in E. \end{aligned} \quad (18)$$

In particular, the coefficients b_{jk} can be arbitrarily close to zero. Denote the space of covariance matrices generated by $\mathcal{B}_{d,s}$ and (18) by

$$\Omega(\mathcal{B}_{d,s}, \sigma_{\min}^2) := \left\{ \text{cov}(X) : X \text{ is generated according to (18) for some } G \in \mathcal{B}_{d,s} \right\}.$$

We then append the target node Y by directing edges from X_{S_*} to Y as discussed in Section 2.2, and let

$$\Theta_{d,s}(\beta_{\min}) := \left\{ \beta \in \mathbb{R}^d : \|\beta\|_0 = s, \min_{j \in \text{supp}(\beta)} |\beta_j| \geq \beta_{\min} \right\}. \quad (19)$$

Thus, although there is no beta-min condition *between* the X 's, a beta-min condition is still imposed from X to Y . Then the bipartite DAG model is defined generically as in (4):

$$\overline{\mathcal{M}}_{\mathcal{B}} = \overline{\mathcal{M}}_{\mathcal{B}}(\beta_{\min}, \sigma_{\min}^2, \sigma^2) := \mathcal{M}(\Theta_{d,s}(\beta_{\min}), \Omega(\mathcal{B}_{d,s}, \sigma_{\min}^2), \sigma^2). \quad (20)$$

We suppress the dependence on parameters $(\beta_{\min}, \sigma_{\min}^2, \sigma^2)$ for ease of presentation. The analysis of this family, as with most SEM, is complicated by the possibility of path cancellation (Section 2.4), which will be discussed further in Section 5. For now, we show that as long as path cancellation is avoided, then kLBSS is in fact optimal for this family.

4.3 Optimality

We consider a subset $\mathcal{M}_{\mathcal{B}} \subset \overline{\mathcal{M}}_{\mathcal{B}}$ that sidesteps the effect of path cancellation entirely. To accomplish this, we impose two additional constraints: (1) Only consider supports contained in either the first or the second layer, and (2) $|V_1| \leq s$. Formally, define a bipartite DAG model by

$$\begin{aligned} \mathcal{M}_{\mathcal{B}} = \mathcal{M}_{\mathcal{B}}(\beta_{\min}, \sigma_{\min}^2, \sigma^2) &:= \left\{ (\beta, \Sigma, \sigma^2) \in \overline{\mathcal{M}}_{\mathcal{B}} : \right. \\ &\quad \Sigma = \text{cov}(X), X \text{ is generated by some } G \in \mathcal{B}_{d,s}, \\ &\quad V = V_1 \cup V_2, |V_1| \leq s, \\ &\quad \left. \text{either } \text{supp}(\beta) \subseteq V_1 \text{ or } \text{supp}(\beta) \subseteq V_2 \right\}. \end{aligned} \quad (21)$$

We again suppress the parameter tuple and denote it as $\mathcal{M}_{\mathcal{B}}$ for simplicity. Unlike $\overline{\mathcal{M}}_{\mathcal{B}}$, the constraints on β and G are coupled: The support of β is constrained to be inside V_1 or V_2 , which is how path cancellation is avoided. Since $\mathcal{M}_{\mathcal{B}} \subset \overline{\mathcal{M}}_{\mathcal{B}}$ and the motivating example (17) also falls into this model, the comparisons from Section 4.1 still apply.

Now we are ready for the sample complexity of this SEM.

Theorem 4.1. *If $s \leq d/2$, then the optimal sample complexity over $\mathcal{M}_{\mathcal{B}}$ is*

$$n \asymp \frac{\log(d-s)}{\beta_{\min}^2 \sigma_{\min}^2 / \sigma^2} \vee \log \binom{d-s}{s},$$

which is achieved by both Simple and Full kLBSS.

The proof is postponed to Appendix E.1. An important step is to show that the signal (cf. (11)) satisfies the following lower bound:

Lemma 4.2. $\Delta(\mathcal{M}_B) \geq \frac{1}{2}\beta_{\min}^2\sigma_{\min}^2/\sigma^2$.

Then the upper bound follows as a corollary of Theorem 3.1. Lemma 4.2 implies the signal to distinguish S_* and T is at least proportional to their difference:

$$\Delta_1(S_*, T) \vee \Delta_2(S_*, T) \gtrsim |S_* \setminus T| \times (\beta_{\min}^2\sigma_{\min}^2/\sigma^2), \quad (22)$$

which can be used to show that the proportional property (16) holds. See discussion and proof of the lemma in Appendix E.2.

Remark 4.2. From $\overline{\mathcal{M}}_B$ to \mathcal{M}_B , two constraints are imposed: 1) The true supports are not allowed to range over two layers; and 2) The restriction on the size of the first layer. The first constraint is imposed so that there is no path cancellation within the true support, while the second is to avoid effect from “generalized” path cancellation, which will be introduced and discussed in Section 5 and both constraints are dropped therein.

Furthermore, the second constraint can be relaxed to be $|V_1| \leq s + \mathcal{O}(1)$, and can even be removed entirely if we have partial knowledge about G —specifically, the partition of V_1 and V_2 . In this case, we still constrain the true support to be within either layer. With access to partition of V_1 and V_2 , we can define

$$\mathcal{T}_{d,s}(V_1, V_2) := \{S \in \mathcal{T}_{d,s} : \text{either } S \subseteq V_1 \text{ or } S \subseteq V_2\}.$$

Replacing $\mathcal{T}_{d,s}$ in Algorithm 2 or 3 with $\mathcal{T}_{d,s}(V_1, V_2)$, i.e. only searching for candidate supports in $\mathcal{T}_{d,s}(V_1, V_2)$, we can still establish the sample complexity upper bound in Corollary E.2 and optimality of a larger model. This is reasonable, for example, when learning the parents in an SEM given the topological ordering of the nodes. On the other hand, even if we provide alternative methods with knowledge of V_1, V_2 , the comparison in Section 4.1 still applies. See details in Appendix E.2 and E.3.

4.4 Comparison to general design

We conclude this section by comparing these rates with the rates one obtains by applying known results for general design. We focus here on the main implications and interpretation; full details and proofs are in Appendix B and C.

First, we have the following result, which verifies that BSS is optimal for general design:

Theorem 4.3. Consider the linear model (1) under general design (cf. (41) in Appendix B), where $\beta \in \Theta_{d,s}(\beta_{\min})$ and Σ satisfies

$$\min_{S, T \in \mathcal{T}_{d,s}} \lambda_{\min}(\Sigma_{S \setminus T | T}) \geq \omega > 0.$$

If $s \leq d/2$, then the optimal sample complexity for this model is

$$n \asymp \frac{\log(d-s)}{\beta_{\min}^2\omega/\sigma^2} \vee \log \binom{d-s}{s},$$

which is achieved by both BSS (8) and klBSS.

Theorem 4.3 follows from Theorems B.2, B.3, B.4 in Appendix B. As noted in the introduction, similar versions of this result have appeared previously (Wainwright, 2009a; Shen et al., 2012, 2013). For example, the upper bound (Theorem B.2) is implied by Theorem B.1, whose proof reproduces the result in

Wainwright (2009a), which states the upper bound of applying BSS for any linear model \mathcal{M} :

$$\frac{\log(d-s)}{\Delta_1(\mathcal{M})} \vee \log \binom{d-s}{s}.$$

We note that the optimality is also achieved by kBSS since $\Delta(\mathcal{M}) \geq \Delta_1(\mathcal{M})$, recall definitions in (11) and (12). We may compare to the upper bound of applying BSS on \mathcal{M}_B using Theorem 4.3 (more precisely, Theorem B.1). Define

$$\omega(\mathcal{M}_B) := \min_{(\beta, \Sigma, \sigma^2) \in \mathcal{M}_B} \min_{T \in \mathcal{T}_{d,s} \setminus \{S_*\}} \lambda_{\min}(\Sigma_{S_* \setminus T | T}). \quad (23)$$

The upper bound in Theorem 4.3 for \mathcal{M}_B is still applicable with ω replaced by $\omega(\mathcal{M}_B)$ since

$$\Delta_1(\mathcal{M}_B) = \min_{(\beta, \Sigma, \sigma^2) \in \mathcal{M}_B} \min_{T \in \mathcal{T}_{d,s} \setminus \{S_*\}} \frac{\beta_{S_* \setminus T}^\top \Sigma_{S_* \setminus T | T} \beta_{S_* \setminus T}}{|S_* \setminus T| \sigma^2} \geq \frac{\beta_{\min}^2 \omega(\mathcal{M}_B)}{\sigma^2}.$$

How small can $\omega(\mathcal{M}_B)$ be? In general, we have a crude bound $\omega(\mathcal{M}_B) \leq \min_k \sigma_k^2$. But this can be improved by considering the motivating example (17) as an instance of \mathcal{M}_B , and setting the noise variance of X_k to be σ_{\min}^2 for all $k \in [d]$, and $\beta_{\max} = 1$ (note that β_{\max} can be any nonzero constant). Then $\omega(\mathcal{M}_B)$ is at least as small as

$$\omega(\mathcal{M}_B) \leq \lambda_{\min}(\Sigma_{S_* | T}) = \lambda_{\min} \left(\sigma_{\min}^2 I_s - \frac{\sigma_{\min}^2 s}{1+s^2} \mathbf{1}_s \mathbf{1}_s^\top \right) = \frac{\sigma_{\min}^2}{1+s^2} \leq \frac{\sigma_{\min}^2}{s^2}, \quad (24)$$

for any $T \subset S_*^c$ in (17). Since the corresponding eigenvector for this minimum eigenvalue is $\mathbf{1}_s$, which is in the same direction with $\beta_{S_*} = \beta_{\min} \mathbf{1}_s$, using $\omega(\mathcal{M}_B)$ to lower bound $\Delta_1(S_*, T)$ is tight in this case. Plugging into Theorem B.2, the resulting sample complexity of BSS compared with kBSS is

$$\underbrace{\frac{s^2 \log(d-s)}{\beta_{\min}^2 \sigma_{\min}^2 / \sigma^2}}_{\text{BSS}} \quad \text{vs.} \quad \underbrace{\frac{\log(d-s)}{\beta_{\min}^2 \sigma_{\min}^2 / \sigma^2} + \log \binom{d-s}{s}}_{\text{kBSS}}.$$

This coincides with the preliminary conclusion drawn in Section 4.1 and indicates a sample complexity gap of at least s between general and structured designs.

To see where the gap comes from, we first need to understand why ω , which is crucial for BSS, cannot be avoided under general designs. As shown in Theorems B.3 and B.7, the lower bounds for general design are based on an equi-correlation covariance matrix,

$$\Sigma_\omega := \omega I_d + (1-\omega) \mathbf{1}_d \mathbf{1}_d^\top, \quad (25)$$

which characterizes the tight dependence on ω in general. From the upper bound perspective, under Σ_ω , the additional information kBSS exploits (Δ_2) is much smaller than Δ_1 , thus kBSS cannot improve upon BSS. When switching to \mathcal{M}_B , however, Σ_ω is precluded. One way to see this explicitly is via the following proposition:

Proposition 4.4. *For any SEM generated according to (6) with noise variances $\sigma_1^2, \sigma_2^2, \dots, \sigma_d^2$ such that $\text{cov}(X) = \Sigma_\omega$, we have $\min_k \sigma_k^2 \rightarrow \omega$ as $d \rightarrow \infty$.*

Proposition 4.4 shows any SEM consistent with Σ_ω will have minimum noise variance close to ω when d is large. However, due to the relationship $\omega(\mathcal{M}_B) \leq \sigma_{\min}^2 / s^2$ in (24), the SEMs consistent with Σ_ω with such small $\omega(\mathcal{M}_B)$ cannot be in \mathcal{M}_B .

Therefore, the difficulty gap comes from the assumption of lower bounded noise variances (cf. (18)). In light of this, it is also worth justifying the necessity of this assumption. In general, to establish

uniform consistency for BSS, it is necessary to have $\omega(\mathcal{M}_B)$ lower bounded, which will automatically imply a lower bound on $\min_k \sigma_k^2$ since $\omega(\mathcal{M}_B) \leq \min_k \sigma_k^2$. Once a lower bound σ_{\min}^2 is assumed, the relationship $\omega(\mathcal{M}_B) \leq \sigma_{\min}^2/s^2$ creates the gap.

Remark 4.3. More conceptually, the motivating example reveals that great *imbalance* between the variables that arises in the covariance structure of SEM: For any $T \subset S_*^c$ with $|T| = s$, we have $\Sigma_{S_*} \preceq \Sigma_T$ with $\lambda_{\max}(\Sigma_{TT} - \Sigma_{S_*S_*}) \asymp s \rightarrow \infty$, which is the main reason why $\omega(\mathcal{M}_B) \leq \sigma_{\min}^2/s^2$ is so small. It follows that it cannot be embedded into a *balanced* covariance structure like Σ_ω , where each variable has the same marginal variance and any pair has the same covariance under Σ_ω . On the other hand, the unbalanced structure is in some sense helpful for recovery: A smaller $\lambda_{\min}(\Sigma_{S_*|T})$ implies α_β defined in (10) is more likely to violate $\Theta_{T \setminus S_*}$, which will increase Δ_2 . kLBSS takes advantage of the increase in Δ_2 and gets away with the tiny $\omega(\mathcal{M}_B)$ induced by the unbalanced structure.

5 The effect of path cancellation

In the previous section, we established that kLBSS is optimal when applied to certain families of graphical models. This highlights one reason to avoid treating SEM and structured designs like the general design case. In this section, we explore another subtlety that is unique to graphical models that, to the best of our knowledge, has not been studied in the literature previously. The bipartite DAG model \mathcal{M}_B was specifically constructed to avoid the support of β overlapping with *both* V_1 and V_2 . The reason for this is to avoid the effects of path cancellation (cf. Section 2.4) which is a notorious issue related to the notion of faithfulness (Uhler et al., 2013). When Y is generated from both V_1 and V_2 , i.e.

$$\text{supp}(\beta) \cap V_1 \neq \emptyset \quad \text{and} \quad \text{supp}(\beta) \cap V_2 \neq \emptyset,$$

the effects of path cancellation cannot be ignored. The main purpose of this section is to illustrate how this affects the sample complexity.

To achieve this, we will drop both the support constraint and layer size constraint in (21) and focus on $\overline{\mathcal{M}}_B$, i.e. we consider all possible supports S_* and Σ generated by all bipartite graphs in $B_{d,s}$. Since $\mathcal{M}_B \subset \overline{\mathcal{M}}_B$, the lower bound constructions for \mathcal{M}_B apply. Unfortunately, the upper bound does not work because Lemma 4.2 no longer holds when there is path cancellation. We start by introducing the issue by example in Section 5.1, then discuss the consequences in Section 5.2 and 5.3.

5.1 Generalized path cancellation

In our analysis, we consider a generalized type of path cancellation that shares the same spirit of “cancellation” given in (7). According to Lemma 3.2, the likelihood of S_* defeating T is dictated by the signal strength $\Delta_1(S_*, T) \vee \Delta_2(S_*, T)$ (cf. Definition 1). By Lemma 3.3 and the law of total variance, we have:

$$\Delta_1(S_*, T) \vee \Delta_2(S_*, T) \leq \min_{\alpha \in \Theta_T} \text{var}[X_{S_*}^\top \beta - X_T^\top \alpha] / \sigma^2. \quad (26)$$

Therefore, the signal is upper bounded by the variance of a linear combination of the true support (parents) and the alternative support using an adversarially chosen $\alpha \in \Theta_T$. Traditional path cancellation stops at the first half, i.e. only includes the effects from the true support $X_{S_*}^\top \beta$ (e.g. $\beta_{13}Z_1 + \beta_{23}Z_2$ in Section 2.4), while we will also include the “fake” effects from the alternative $X_T^\top \alpha$. This can be viewed as augmenting the underlying graph with fake edges from T to Y , then applying traditional path cancellation. Cancellation here lies inside the linear combination $X_{S_*}^\top \beta - X_T^\top \alpha$ as in (7). It turns out the relationship between traditional and generalized path cancellation is quite subtle, so we provide one concrete example below, with additional examples and discussion deferred to Appendix A.1.

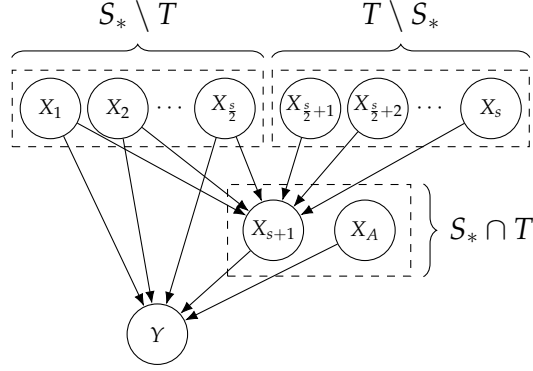


Figure 2: Example of generalized path cancellation. We suppose s is even in this example. The true support is $S_* = \{1, 2, \dots, \frac{s}{2}, s+1\} \cup A$ against alternative $T = \{\frac{s}{2} + 1, \dots, s, s+1\} \cup A$, and $S_* \cap T = \{s+1\} \cup A$. $\text{pa}(s+1) = S_* \triangle T = [s]$ are in the first layer and independent.

Unlike the examples in Section 2.4, where traditional cancellation happens solely within $X_{S_*}^\top \beta$, the example we provide here illustrates generalized path cancellation due to the interaction between $X_{S_*}^\top \beta$ and $X_T^\top \alpha$, which helps to show why traditional path cancellation is not the full story. As illustrated in Figure 2, the example is in $\overline{\mathcal{M}}_B \setminus \mathcal{M}_B$ and the signal $\Delta_1(S_*, T) \vee \Delta_2(S_*, T)$ (cf. Section 3.3) for identification via kIBSS will be shown to be very small. We specify the model as follows with any $A \subset \{s+2, \dots, d\}$ such that $|A| = s/2 - 1$:

$$\begin{aligned} X_{s+1} &= b \sum_{k=1}^s X_k + \epsilon_{s+1}, & Y &= \beta_{s+1} X_{s+1} + \sum_{k=1}^{s/2} X_k \beta_k + \beta_A^\top X_A + \epsilon, \\ \beta_{s+1} &= 100\beta_{\min} + \frac{\beta_{\min}}{b}, & \beta_k &= -\beta_{\min}, \forall k = 1, 2, \dots, s/2, \quad \text{var}(\epsilon_{s+1}) = \sigma_{\min}^2, \end{aligned}$$

In this example, although there is not traditional path cancellation since $Y \not\perp X_k, k = 1, \dots, s/2$, generalized path cancellation takes place. To see this, consider Algorithm 1 with $S = S_*$ and $T = \{s/2 + 1, \dots, s, s+1\} \cup A$. Ideally, since S matches the true support, S should “win” this comparison. Again, by Lemma 3.3 and (26), the signal is upper bounded by $\text{var}[X_{S_*}^\top \beta - X_T^\top \alpha] / \sigma^2$ for any $\alpha \in \Theta_T$. With a feasible choice of α being

$$\alpha_{s+1} = 100\beta_{\min}, \quad \alpha_k = \beta_{\min}, \forall k = s/2 + 1, \dots, s, \quad \alpha_A = \beta_A,$$

a short calculation reveals that

$$\begin{aligned} X_{S_*}^\top \beta - X_T^\top \alpha &= \sum_{k=1}^{s/2} \underbrace{[b(\beta_{s+1} - \alpha_{s+1}) + \beta_k]}_{\text{generalized path cancellation}} X_k \\ &\quad + \sum_{k=s/2+1}^s \underbrace{[b(\beta_{s+1} - \alpha_{s+1}) - \alpha_k]}_{\text{generalized path cancellation}} X_k + (\beta_{s+1} - \alpha_{s+1}) \epsilon_{s+1} \\ &= \frac{\beta_{\min}}{b} \epsilon_{s+1}. \end{aligned} \tag{27}$$

The cancellation is not within $X_{S_*}^\top \beta$, but lies in its interaction with $X_T^\top \alpha$. As a result of (26) and (27), the signal is much smaller than we want (see details in the following section):

$$\Delta_1(S_*, T) \vee \Delta_2(S_*, T) \leq \frac{\text{var}(X_{S_*}^\top \beta - X_T^\top \alpha)}{\sigma^2} = \frac{\beta_{\min}^2 \text{var}(\epsilon_{s+1})}{b^2 \sigma^2} = \frac{\beta_{\min}^2 \sigma_{\min}^2}{b^2 \sigma^2}. \tag{28}$$

5.2 Consequence on sample complexity

It turns out that generalized path cancellation can be devastating: Without additional assumptions, neighbourhood selection becomes *impossible* with finite samples. The phenomenon is not restricted to bipartite graphs, but prevalent in general DAGs. For any DAG G with parent sets $\text{pa}(k)$, define an SEM similar to (18):

$$\begin{aligned} X_k &= \sum_{j \in \text{pa}(k)} b_{jk} X_j + \epsilon_k, \quad \epsilon_k \sim \mathcal{N}(0, \sigma_k^2) \quad \forall k \in V, \\ \sigma_k^2 &\geq \sigma_{\min}^2 > 0 \quad \forall k \in V, \quad b_{jk} \neq 0 \quad \forall (j, k) \in E, \end{aligned} \quad (29)$$

Then we have following theorem, which says for any DAG with in-degree at least two (i.e. has at least one collider), there exists a parametrization of the SEM and two linear models with different supports that are indistinguishable:

Theorem 5.1. *For any DAG $G = (V, E)$ with in-degree at least two, and any $\delta > 0$, there exists a parametrization according to (29) of an SEM over X , which yields $\Sigma = \text{cov}(X)$, and a pair of distributions given by $(\beta, \Sigma, \sigma^2)$ and $(\alpha, \Sigma, \sigma^2)$ with $\text{supp}(\beta) \neq \text{supp}(\alpha)$ such that*

$$\text{KL}(P_{\beta, \Sigma, \sigma^2} \| P_{\alpha, \Sigma, \sigma^2}) = \mathcal{O}(\delta^2).$$

In particular, without additional assumptions, the sample complexity is unbounded.

The proof is in Appendix F.1, from which we can see the small KL divergence comes from the generalized path cancellation between the two parents and the child, and is further due to the unboundedness of b_{jk} in (29). Therefore, in the sequel, we will impose Condition 1 below, which bounds b_{jk} in order to derive meaningful results.

Condition 1. Let $(\beta, \Sigma, \sigma^2) \in \overline{\mathcal{M}}_{\text{B}}$ with Σ generated according to (18) for $G = (V, E)$ with coefficients b_{jk} . Then for all $(j, k) \in E$, $|b_{jk}| \leq M$ for some constant M .

Now we are ready to see the effect of generalized path cancellation on sample complexity using the example in Figure 2. Based on the analysis in Section 3.4, when comparing S_* against T , since $|S_* \setminus T| \asymp s$ in this example, we hope that the proportional property to hold with $\Delta_1(S_*, T) \vee \Delta_2(S_*, T) \asymp s \times \beta_{\min}^2 \sigma_{\min}^2 / \sigma^2$. Unfortunately, due to the effect of generalized path cancellation, we lost the factor of s in (28), and thus also the proportional property, which is crucial to match the lower bound in Theorem 4.1 and establish optimality. Therefore, even under Condition 1, the signal (11) is small:

$$\Delta(\overline{\mathcal{M}}_{\text{B}}) = \min_{(\beta, \Sigma, \sigma^2) \in \overline{\mathcal{M}}_{\text{B}}} \min_{T \in \mathcal{T}_{d,s} \setminus \{S_*\}} \frac{\Delta_1(S_*, T) \vee \Delta_2(S_*, T)}{|S_* \setminus T|} \lesssim \frac{\beta_{\min}^2 \sigma_{\min}^2}{sb^2 \sigma^2}. \quad (30)$$

We can also see the dependence on b , which drives the signal to zero when $b \rightarrow \infty$. This motivates Condition 1.

Compare the upper bound obtained by naively plugging (30) into Theorem 3.1 with the upper bound in Theorem 4.1 (i.e. without generalized path cancellation):

$$\underbrace{\frac{s \log(d-s)}{\beta_{\min}^2 \sigma_{\min}^2 / \sigma^2} + \log \binom{d-s}{s}}_{\text{with generalized path cancellation}} \quad \text{vs.} \quad \underbrace{\frac{\log(d-s)}{\beta_{\min}^2 \sigma_{\min}^2 / \sigma^2} + \log \binom{d-s}{s}}_{\text{without generalized path cancellation}}. \quad (31)$$

We can see the sample complexity gets inflated by s when there is generalized path cancellation. Conceptually, kBSS solves the problem of strong dependence among the X 's, however, path cancellation can be an issue for kBSS (and any other method for that matter), which not only involves the depen-

dence between X 's, but also the complex interplay between the covariance Σ and the coefficient vector β .

The main takeaway here is that a naïve application of our main results in the presence of generalized path cancellation leads to a suboptimal upper bound. Compared to existing analyses for general Σ , this phenomenon is easily missed.

5.3 Remedy on upper bound

Fortunately, the result in (31) is actually somewhat pessimistic, and a modification of kBSS with a finer analysis can improve this. Although it will not lead to exact optimality, the obtained upper bound is much tighter, adding only an additive factor of $s \log s$. We impose the following technical condition, which restricts the out-degree of nodes inside $\text{pa}(S_* \cap V_2)$, i.e. these parents should not have pervasive influence on the true support in the second layer.

Condition 2. For a model $(\beta, \Sigma, \sigma^2) \in \overline{\mathcal{M}}_{\text{B}}$ with Σ generated by $G = (V, E) \in \mathcal{B}_{d,s}$, $V = V_1 \cup V_2$. Let $S_* = \text{supp}(\beta)$ and $S_2 = S_* \cap V_2$, then

$$|\text{ch}(k) \cap S_2| = \mathcal{O}(1), \quad \forall k \in \text{pa}(S_2).$$

Both examples in Figure 2 and the motivating example (17) satisfy this condition.

The finer analysis is based on the intuition that generalized path cancellation should be relatively rare in sparse SEMs. This intuition is made explicit by Lemma F.1, which quantifies the contribution to the signal from nodes that survive generalized path cancellation. Based on these observations, we can show an upper bound for support recovery in $\overline{\mathcal{M}}_{\text{B}}$.

Theorem 5.2. For any $(\beta, \Sigma, \sigma^2) \in \overline{\mathcal{M}}_{\text{B}} \setminus \mathcal{M}_{\text{B}}$ such that Condition 1 and 2 are satisfied, assuming $s \leq d/2$, let $S_* = \text{supp}(\beta)$, given n i.i.d. samples from $P_{\beta, \Sigma, \sigma^2}$, a modification of kBSS (Algorithm 5) returns \widehat{S} . If the sample size

$$n - s \gtrsim \max \left\{ \frac{\log(d-s) + s \log s + \log(1/\delta)}{\beta_{\min}^2 \sigma_{\min}^2 / \sigma^2}, \log \binom{d-s}{s} + \log(1/\delta) \right\},$$

then $\mathbb{P}_{\beta, \Sigma, \sigma^2}(\widehat{S} = S_*) \geq 1 - \delta$.

The proof is in Appendix F.2. Even though Theorem 5.2 sacrifices the factor $s \log s$ in exchange for allowing for more bipartite graphs and supports, we still have strict and significant improvement over BSS, which requires sample complexity $\frac{s^2 \log(d-s)}{\beta_{\min}^2 \sigma_{\min}^2 / \sigma^2}$ for the motivating example (17) as shown in Section 4.2.

Remark 5.1. Condition 2 can be relaxed so that a portion of $\text{pa}(S_2)$ are allowed to have slowly diverging number of children in S_2 . The proof of Theorem 5.2 is based on this relaxed condition. Specifically, let $Q := \text{pa}(S_2) \setminus \{k \in \text{pa}(S_2) : |\text{ch}(k) \cap S_2| \leq C\}$, then we require

$$|\text{ch}(j) \cap S_2| = \mathcal{O}(\log s), \quad \forall j \in Q \quad \text{and} \quad |Q| \leq s.$$

Remark 5.2. Our focus on bipartite graphs is not essential, and is only used to simplify the arguments. In fact, what is really needed is the proportional property (16). To see this, assuming there is no (generalized) path cancellation, let's consider *general* SEM defined in (29) (i.e with a general DAG) with minimum noise variance $\sigma_{\min}^2 > 0$, beta-min $\beta_{\min} > 0$, and all possible supports $\mathcal{T}_{d,s}$. It is easy to see as long as the signal $\Delta(\mathcal{M})$ is lower bounded accordingly as in Lemma 4.2, Theorem 3.1 applies and we have improvement over BSS. To achieve this, it suffices to have the proportional property (16) in the sense that

$$\Delta_1(S, T) \vee \Delta_2(S, T) \gtrsim r \times (\beta_{\min}^2 \sigma_{\min}^2 / \sigma^2) \quad \text{with } r = |S \setminus T|. \quad (32)$$

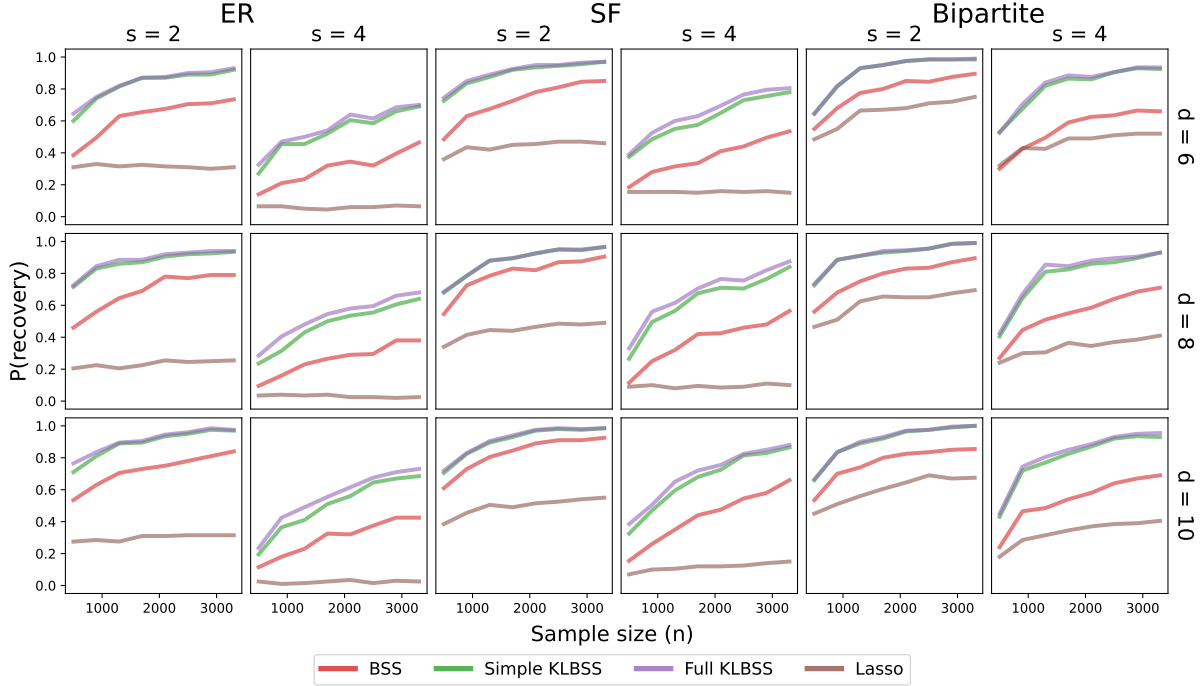


Figure 3: Comparison on support recovery performance of BSS, klBSS and Lasso under different types of graphs and dimensions (d, s) averaged over 200 replications. The horizontal axis is sample size, the vertical axis is probability of exact recovery. The first/middle/last two columns are for ER graph, SF graph, and bipartite graph.

The intuition for this to hold in the general case is based on Lemma 3.3 and the proof for Lemma 4.2. Lemma 3.3 says

$$\Delta_1(S, T) \vee \Delta_2(S, T) \geq \frac{1}{2\sigma^2} \min_{\alpha_{T \setminus S} \in \Theta_{T \setminus S}} \text{var} \left[X_{S \setminus T}^\top \beta_{S \setminus T} - X_{T \setminus S}^\top \alpha_{T \setminus S} \mid S \cap T \right],$$

which is the conditional variance of a linear combination of $2r$ many random variables whose coefficients satisfy the beta-min condition. The proof of Lemma 4.2 reveals, for each $j \in S \Delta T$, X_j has its own noise ϵ_j with $\text{var}(\epsilon_j) \geq \sigma_{\min}^2$ and $\epsilon_j \perp \epsilon_\ell, \forall \ell \neq j$. We can always write this linear combination in terms of ϵ_j for $j \in S \Delta T$ and their ancestors. In general, assuming there is no generalized path cancellation (or that its effects are mild), the linear effect from X_j (more specifically, ϵ_j) to Y is not cancelled by its descendants in $S \Delta T$. In other words, the coefficient of ϵ_j in the linear combination is still on the same order as β_j or α_j . With $2r$ many independent ϵ_j multiplied by β_j or α_j , we would expect (32) to hold, which is the desired signal lower bound and implies the sample complexity gap. For example, if we append one more node (layer) X_0 to the motivating example (17) such that $X_k = X_0 + \epsilon_k, \forall k \in S_*$, then all conclusions drawn in Section 4.1 still hold. Simulations on general graphs in Section 6 also corroborate this idea. The difficulty in extending our results to more general DAGs is in explicitly enforcing the no-generalized-path-cancellation constraint: This is manageable for bipartite structures (e.g. via the constraints in \mathcal{M}_B or Condition 2), but nontrivial in general.

6 Experiments

We conduct a comprehensive simulation study to demonstrate the performance of Simple and Full klBSS and compare against two common baselines: BSS and Lasso. Full experiment results and all implementation details can be found in Appendix K; here we briefly illustrate a representative slice of

the results in Figure 3. The results cover various combinations of (d, s) and three types of underlying DAGs: Erdős-Rényi (ER), Scale-Free (SF), and bipartite graphs, and the data is simulated according to (6) (specifically (1) and (29)) with the true supports and SEM coefficients randomly sampled. Both ER and SF graphs are general random DAGs, and hence violate the bipartite constraint imposed in Section 4 and 5. Moreover, the bipartite graphs here are also randomly sampled, and thus all of the simulated models may not satisfy the additional conditions (e.g. Definitions in (20) or (21), and Condition 2). The results in Figure 3 confirm that kLBSS is robust to deviations from our theoretical assumptions, and show kLBSS is more sample efficient compared to BSS and Lasso. Moreover, Full kLBSS performs better than Simple kLBSS uniformly, though not by much. Beyond bipartite graphs, Lasso performs poorly in both ER and SF graphs, in particular under the dense setting where $s = 4$ and Lasso fails even with large sample size due to the strong dependence structure in Σ .

7 Conclusion

In this paper, we studied the problem of neighbourhood selection (also known as support recovery, variable selection, and Markov boundary learning) in an SEM. Our main results show that existing results for general design fail to capture the nuances of this problem, and are overly pessimistic. We showed by concrete example that the optimal sample complexity for neighbourhood selection improves upon known rates, and that this improvement is due to imbalances in the covariance structure of an SEM. This was further confirmed in a simulation study. An important practical consequence is that more refined techniques are needed compared to traditional approaches such as BSS and the Lasso. We also carefully analyzed the effect of path cancellation, and showed that it has a nontrivial and complicated effect on the rates. Thus, while neighbourhood selection in an SEM is somewhat easier than support recovery under general design, the influence of path cancellation in an SEM cannot be ignored, confirming folklore wisdom from the literature.

To prove these results, we proposed a new estimator of the neighbourhood called kLBSS. The analysis of this estimator should be of independent interest, and helps provide some insight into how unknown structure can be exploited. This is crucial in applications where structure is present but unknown to the statistician. Understanding the applicability of this approach and generalizing it to practical domains is an important direction for future work.

References

- S. Aeron, V. Saligrama, and M. Zhao. Information theoretic bounds for compressed sensing. *IEEE Transactions on Information Theory*, 56(10):5111–5130, 2010.
- M. Akçakaya and V. Tarokh. Shannon-theoretic limits on noisy compressive sampling. *IEEE Transactions on Information Theory*, 56(1):492–504, 2009.
- C. Aksoylar, G. K. Atia, and V. Saligrama. Sparse signal processing with linear and nonlinear observations: A unified shannon-theoretic approach. *IEEE Transactions on Information Theory*, 63(2):749–776, 2016.
- C. F. Aliferis, A. Statnikov, I. Tsamardinos, S. Mani, and X. D. Koutsoukos. Local causal and markov blanket induction for causal discovery and feature selection for classification part i: algorithms and empirical evaluation. *Journal of Machine Learning Research*, 11(1), 2010.
- M. Azadkia, A. Taeb, and P. Bühlmann. A fast non-parametric approach for causal structure learning in polytrees. *arXiv preprint arXiv:2111.14969*, 2021.

- P. J. Bickel, Y. Ritov, and A. B. Tsybakov. Simultaneous analysis of lasso and dantzig selector. *The Annals of statistics*, 37(4):1705–1732, 2009.
- P. Bühlmann, M. Kalisch, and M. H. Maathuis. Variable selection in high-dimensional linear models: partially faithful distributions and the pc-simple algorithm. *Biometrika*, 97(2):261–278, 2010.
- P. Bühlmann, J. Peters, and J. Ernest. Cam: Causal additive models, high-dimensional order search and penalized regression. *The Annals of Statistics*, 42(6):2526–2556, 2014.
- T. T. Cai and L. Wang. Orthogonal matching pursuit for sparse signal recovery with noise. *IEEE Transactions on Information theory*, 57(7):4680–4688, 2011.
- E. Candes and T. Tao. The dantzig selector: Statistical estimation when p is much larger than n . *Annals of Statistics*, 35(6):2313–2351, 2007.
- W. Chen, M. Drton, and Y. S. Wang. On causal discovery with an equal-variance assumption. *Biometrika*, 106(4):973–980, 2019.
- D. L. Donoho. Compressed sensing. *IEEE Transactions on information theory*, 52(4):1289–1306, 2006.
- M. Drton. Algebraic problems in structural equation modeling. In *The 50th Anniversary of Gröbner Bases*, volume 77, pages 35–87. Mathematical Society of Japan, 2018.
- M. Drton and M. H. Maathuis. Structure learning in graphical modeling. *Annual Review of Statistics and Its Application*, 4:365–393, 2017.
- J. Fan and R. Li. Variable selection via nonconcave penalized likelihood and its oracle properties. *Journal of the American statistical Association*, 96(456):1348–1360, 2001.
- A. K. Fletcher, S. Rangan, and V. K. Goyal. Necessary and sufficient conditions for sparsity pattern recovery. *IEEE Transactions on Information Theory*, 55(12):5758–5772, 2009.
- D. P. Foster and E. I. George. The risk inflation criterion for multiple regression. *The Annals of Statistics*, 22(4):1947–1975, 1994.
- M. Gao, Y. Ding, and B. Aragam. A polynomial-time algorithm for learning nonparametric causal graphs. *Advances in Neural Information Processing Systems*, 33:11599–11611, 2020.
- M. Gao, W. M. Tai, and B. Aragam. Optimal estimation of gaussian dag models. In *International Conference on Artificial Intelligence and Statistics*, pages 8738–8757. PMLR, 2022.
- T. Gao and Q. Ji. Efficient markov blanket discovery and its application. *IEEE transactions on Cybernetics*, 47(5):1169–1179, 2016.
- C. R. Genovese, J. Jin, L. Wasserman, and Z. Yao. A comparison of the lasso and marginal regression. *The Journal of Machine Learning Research*, 13(1):2107–2143, 2012.
- A. Ghoshal and J. Honorio. Information-theoretic limits of bayesian network structure learning. In *Artificial Intelligence and Statistics*, pages 767–775. PMLR, 2017a.
- A. Ghoshal and J. Honorio. Learning identifiable gaussian bayesian networks in polynomial time and sample complexity. *Advances in Neural Information Processing Systems*, 30, 2017b.
- Y. Guo, H. Weng, and A. Maleki. Signal-to-noise ratio aware minimaxity and higher-order asymptotics, 2022.
- T. Hastie, R. Tibshirani, and R. Tibshirani. Best subset, forward stepwise or lasso? analysis and recommendations based on extensive comparisons. *Statistical Science*, 35(4):579–592, 2020.
- P. Ji and J. Jin. Ups delivers optimal phase diagram in high-dimensional variable selection. *The Annals of Statistics*, pages 73–103, 2012.

- J. Jin, C.-H. Zhang, and Q. Zhang. Optimality of graphlet screening in high dimensional variable selection. *The Journal of Machine Learning Research*, 15(1):2723–2772, 2014.
- A. Joseph. Variable selection in high-dimension with random designs and orthogonal matching pursuit. *Journal of Machine Learning Research*, 14(7), 2013.
- J. A. Kelner, F. Koehler, R. Meka, and D. Rohatgi. On the power of preconditioning in sparse linear regression. In *2021 IEEE 62nd Annual Symposium on Foundations of Computer Science (FOCS)*, pages 550–561. IEEE, 2022.
- D. Koller and N. Friedman. *Probabilistic graphical models: principles and techniques*. MIT press, 2009.
- B. Laurent and P. Massart. Adaptive estimation of a quadratic functional by model selection. *Annals of Statistics*, pages 1302–1338, 2000.
- S. L. Lauritzen. *Graphical models*, volume 17. Clarendon Press, 1996.
- P.-L. Loh. Neighborhood selection methods. In *Handbook of Graphical Models*, pages 289–308. CRC Press, 2018.
- P.-L. Loh and P. Bühlmann. High-dimensional learning of linear causal networks via inverse covariance estimation. *The Journal of Machine Learning Research*, 15(1):3065–3105, 2014.
- P.-L. Loh and M. J. Wainwright. Support recovery without incoherence: A case for nonconvex regularization. *The Annals of Statistics*, 45(6):2455–2482, 2017.
- D. Margaritis and S. Thrun. Bayesian network induction via local neighborhoods. *Advances in neural information processing systems*, 12, 1999.
- P. Massart. *Concentration Inequalities and Model Selection: Ecole d’Eté de Probabilités de Saint-Flour XXXIII-2003*. Springer, 2007.
- N. Meinshausen and P. Bühlmann. High-dimensional graphs and variable selection with the lasso. *The annals of statistics*, 34(3):1436–1462, 2006.
- N. Meinshausen and B. Yu. Lasso-type recovery of sparse representations for high-dimensional data. *The Annals of Statistics*, 37(1):246–270, 2009.
- A. Miller. *Subset selection in regression*. CRC Press, 2002.
- S. Misra, M. Vuffray, and A. Y. Lokhov. Information theoretic optimal learning of gaussian graphical models. In *Conference on Learning Theory*, pages 2888–2909. PMLR, 2020.
- M. Ndaoud and A. B. Tsybakov. Optimal variable selection and adaptive noisy compressed sensing. *IEEE Transactions on Information Theory*, 66(4):2517–2532, 2020.
- R. Nishii. Asymptotic properties of criteria for selection of variables in multiple regression. *The Annals of Statistics*, pages 758–765, 1984.
- J. M. Pena, R. Nilsson, J. Björkegren, and J. Tegnér. Towards scalable and data efficient learning of markov boundaries. *International Journal of Approximate Reasoning*, 45(2):211–232, 2007.
- J. Peters and P. Bühlmann. Identifiability of gaussian structural equation models with equal error variances. *Biometrika*, 101(1):219–228, 2013.
- J. Peters, J. M. Mooij, D. Janzing, and B. Schölkopf. Causal discovery with continuous additive noise models. *The Journal of Machine Learning Research*, 15(1):2009–2053, 2014.
- K. R. Rad. Nearly sharp sufficient conditions on exact sparsity pattern recovery. *IEEE Transactions on Information Theory*, 57(7):4672–4679, 2011.
- G. Rajendran, B. Kivva, M. Gao, and B. Aragam. Structure learning in polynomial time: Greedy al-

- gorithms, bregman information, and exponential families. *Advances in Neural Information Processing Systems*, 34:18660–18672, 2021.
- G. Raskutti, M. J. Wainwright, and B. Yu. Restricted eigenvalue properties for correlated gaussian designs. *The Journal of Machine Learning Research*, 11:2241–2259, 2010.
- G. Reeves and M. Gastpar. Sampling bounds for sparse support recovery in the presence of noise. In *2008 IEEE International Symposium on Information Theory*, pages 2187–2191. IEEE, 2008.
- G. Reeves and M. C. Gastpar. Approximate sparsity pattern recovery: Information-theoretic lower bounds. *IEEE Transactions on Information Theory*, 59(6):3451–3465, 2013.
- J. M. Robins, R. Scheines, P. Spirtes, and L. Wasserman. Uniform consistency in causal inference. *Biometrika*, 90(3):491–515, 2003.
- M. Rudelson and R. Vershynin. Hanson-Wright inequality and sub-gaussian concentration. *Electronic Communications in Probability*, 18(none):1 – 9, 2013. doi: 10.1214/ECP.v18-2865. URL <https://doi.org/10.1214/ECP.v18-2865>.
- J. Shao. An asymptotic theory for linear model selection. *Statistica Sinica*, 7:221–242, 1997.
- X. Shen, W. Pan, and Y. Zhu. Likelihood-based selection and sharp parameter estimation. *Journal of the American Statistical Association*, 107(497):223–232, 2012.
- X. Shen, W. Pan, Y. Zhu, and H. Zhou. On constrained and regularized high-dimensional regression. *Annals of the Institute of Statistical Mathematics*, 65(5):807–832, 2013.
- R. Shibata. An optimal selection of regression variables. *Biometrika*, 68(1):45–54, 1981.
- A. Shojaie and G. Michailidis. Penalized likelihood methods for estimation of sparse high-dimensional directed acyclic graphs. *Biometrika*, 97(3):519–538, 2010.
- P. Spirtes and J. Zhang. A uniformly consistent estimator of causal effects under the k-triangle-faithfulness assumption. *Statistical Science*, pages 662–678, 2014.
- P. Spirtes, C. Glymour, and R. Scheines. *Causation, prediction, and search*, volume 81. The MIT Press, 2000.
- R. Tibshirani. Regression shrinkage and selection via the lasso. *Journal of the Royal Statistical Society: Series B (Methodological)*, 58(1):267–288, 1996.
- J. A. Tropp and A. C. Gilbert. Signal recovery from random measurements via orthogonal matching pursuit. *IEEE Transactions on information theory*, 53(12):4655–4666, 2007.
- I. Tsamardinos, C. F. Aliferis, and A. Statnikov. Time and sample efficient discovery of markov blankets and direct causal relations. In *Proceedings of the ninth ACM SIGKDD international conference on Knowledge discovery and data mining*, pages 673–678, 2003a.
- I. Tsamardinos, C. F. Aliferis, A. R. Statnikov, and E. Statnikov. Algorithms for large scale markov blanket discovery. In *FLAIRS conference*, volume 2, pages 376–380. St. Augustine, FL, 2003b.
- A. Tsybakov. Introduction to nonparametric estimation. *Springer Series in Statistics, New York*, page 214, 2009. cited By 1.
- C. Uhler, G. Raskutti, P. Bühlmann, and B. Yu. Geometry of the faithfulness assumption in causal inference. *The Annals of Statistics*, pages 436–463, 2013.
- S. A. Van De Geer and P. Bühlmann. On the conditions used to prove oracle results for the lasso. *Electronic Journal of Statistics*, 3:1360–1392, 2009.
- N. Verzelen. Minimax risks for sparse regressions: Ultra-high dimensional phenomenons. *Electronic Journal of Statistics*, 6:38–90, 2012.

- M. J. Wainwright. Information-theoretic limits on sparsity recovery in the high-dimensional and noisy setting. *IEEE transactions on information theory*, 55(12):5728–5741, 2009a.
- M. J. Wainwright. Sharp thresholds for high-dimensional and noisy sparsity recovery using ℓ_1 -constrained quadratic programming (lasso). *IEEE transactions on information theory*, 55(5):2183–2202, 2009b.
- S. Wang, H. Weng, and A. Maleki. Which bridge estimator is the best for variable selection? *The Annals of Statistics*, 48(5):2791 – 2823, 2020. doi: 10.1214/19-AOS1906. URL <https://doi.org/10.1214/19-AOS1906>.
- W. Wang, M. J. Wainwright, and K. Ramchandran. Information-theoretic bounds on model selection for gaussian markov random fields. In *2010 IEEE International Symposium on Information Theory*, pages 1373–1377. IEEE, 2010a.
- W. Wang, M. J. Wainwright, and K. Ramchandran. Information-theoretic limits on sparse signal recovery: Dense versus sparse measurement matrices. *IEEE Transactions on Information Theory*, 56(6): 2967–2979, 2010b.
- L. Wasserman and K. Roeder. High dimensional variable selection. *Annals of statistics*, 37(5A):2178, 2009.
- D. S. Watkins. *Fundamentals of matrix computations*. John Wiley & Sons, 2004.
- B. Yu. Assouad, fano, and le cam. In *Festschrift for Lucien Le Cam*, pages 423–435. Springer, 1997.
- C.-H. Zhang. Nearly unbiased variable selection under minimax concave penalty. *The Annals of statistics*, 38(2):894–942, 2010.
- C. H. Zhang and J. Huang. The sparsity and bias of the lasso selection in high-dimensional linear regression. *Annals of Statistics*, 36(4):1567–1594, 2008.
- T. Zhang. Some sharp performance bounds for least squares regression with l_1 regularization. *The Annals of Statistics*, pages 2109–2143, 2009.
- T. Zhang. Sparse recovery with orthogonal matching pursuit under rip. *IEEE transactions on information theory*, 57(9):6215–6221, 2011.
- P. Zhao and B. Yu. On model selection consistency of lasso. *The Journal of Machine Learning Research*, 7: 2541–2563, 2006.

A Discussion

This appendix collects miscellaneous discussions for the interested reader: Relationship between traditional and generalized path cancellation (Appendix A.1), interpreting kBSS and its connection to the MLE (Appendix A.2-A.4), extensions to unknown sparsity (Appendix A.5) and unknown β_{\min} (Appendix A.6), and finally non-Gaussian designs (Appendix A.7).

A.1 Relationship between traditional and generalized path cancellation

Generalized path cancellation is inspired by the concept of (traditional) path cancellation in SEM (Section 2.4). However, as mentioned in Section 5.1, the existence of traditional path cancellation does not necessarily imply that generalized path cancellation will have an impact on support recovery, or vice versa. Of course, any cancellation within $X_{S_*}^\top \beta$ implies a cancellation in $X_{S_*}^\top \beta - X_T^\top \alpha$, but the term $X_T^\top \alpha$ could take over and make sure the signal for identification is large enough (cf. (11)). Therefore, we will go on discussing whether generalized path cancellation is *effective*, by referring to whether it will cause the signal $\Delta_1(S_*, T) \vee \Delta_2(S_*, T)$ to be very small, or maintain the proportional property:

$$\Delta_1(S_*, T) \vee \Delta_2(S_*, T) \gtrsim |S_* \setminus T| \times \sigma_{\min}^2 \beta_{\min}^2 / \sigma^2.$$

We provide four examples to illustrate this point:

- Example 1: Traditional path cancellation exists and generalized path cancellation is effective;
- Example 2: Traditional cancellation exists, but generalized path cancellation is not effective;
- Example 3: Traditional path cancellation does not exist, but generalized path cancellation is effective;
- Example 4: Traditional path cancellation does not exist and generalized path cancellation is not effective.

We let $b \geq 1$ for all the examples if b is present.

Example 1. This example is based on the toy example in Section 2.4. Consider the following SEM illustrated in Figure 4 (a):

$$\begin{aligned} X_s &= b \sum_{j=1}^{s-1} X_j + \epsilon_s, & X_{2s} &= b \sum_{k=s+1}^{2s-1} X_k + \epsilon_{2s}, & \text{var}(\epsilon_s) &= \text{var}(\epsilon_{2s}) = \sigma_{\min}^2 \\ Y &= \beta^\top X_{[s]} + \epsilon, & \beta_{[s-1]} &= b\beta_{\min} \mathbf{1}_{s-1}, & \beta_s &= -\beta_{\min}. \end{aligned}$$

The true support is $S_* = [s]$ and path cancellation happens within S_* itself: The paths $X_j \rightarrow X_s \rightarrow Y$ for $j = 1, \dots, s-1$ cancel with the direct effects $X_j \rightarrow Y$. Consider Algorithm 1 with $S = S_*$ and $T = \{s+1, s+2, \dots, 2s\}$. Since β is feasible, choose $\alpha = \beta$. Then we can see the generalized (and traditional) path cancellation:

$$\begin{aligned} X_{S_*}^\top \beta - X_T^\top \alpha &= \sum_{j=1}^{s-1} \beta_j X_j + \beta_s b \sum_{j=1}^{s-1} X_j + \beta_s \epsilon_s - \sum_{k=s+1}^{2s-1} \alpha_k X_k - \alpha_{2s} b \sum_{k=s+1}^{2s-1} X_k - \alpha_{2s} \epsilon_{2s} \\ &= \underbrace{\sum_{j=1}^{s-1} (\beta_j + b\beta_s) X_j}_{\text{traditional path cancellation}} - \beta_{\min} \epsilon_s - \underbrace{\sum_{k=s+1}^{2s-1} (\alpha_k + b\alpha_{2s}) X_k}_{\text{generalized path cancellation}} + \beta_{\min} \epsilon_{2s} \\ &= \beta_{\min} (\epsilon_{2s} - \epsilon_s). \end{aligned} \tag{33}$$

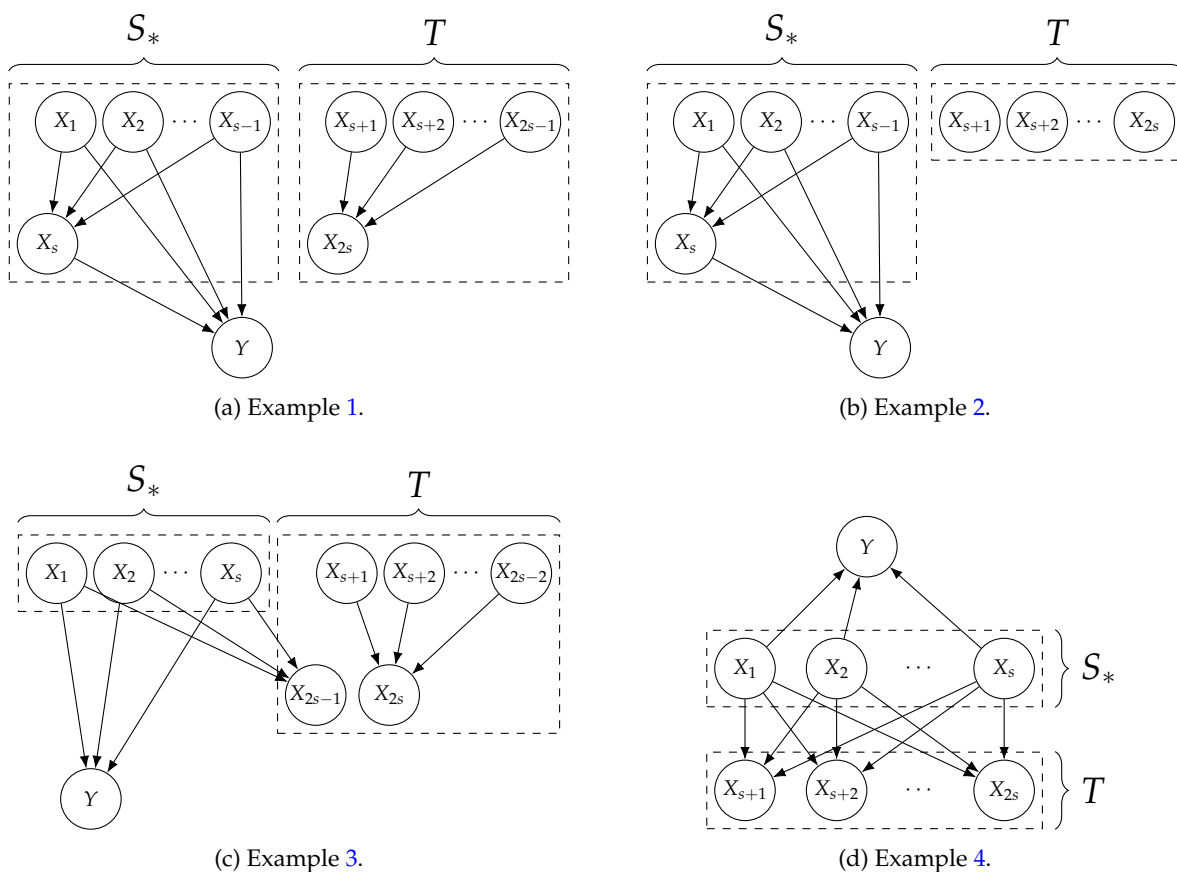


Figure 4: DAGs of Example 1-4: In all examples, the true support is $S_* = [s]$ against alternative $T = \{s+1, s+2, \dots, 2s\}$. In (a), the parents of X_{2s} is $\{s+1, s+2, \dots, 2s-1\}$; In (b), $T = \{s+1, s+2, \dots, 2s\}$ are all in the first layer and independent with each other; In (c), $S_* = [s]$ are all in the first layer, but they have children $X_{2s-1} \in T$; (d) is the motivating example (17).

Combining (26) and (33), it follows that the signal is very small and generalized path cancellation is effective:

$$\Delta_1(S_*, T) \vee \Delta_2(S_*, T) \leq \frac{\text{var}(X_{S_*}^\top \beta - X_T^\top \alpha)}{\sigma^2} = \frac{\beta_{\min}^2 \text{var}(\epsilon_{2s} - \epsilon_s)}{\sigma^2} = \frac{2\beta_{\min}^2 \sigma_{\min}^2}{\sigma^2}.$$

In this example, the covariance structures $\Sigma_{S_* S_*} = \Sigma_{TT}$ are the same, and $X_{S_*} \perp\!\!\!\perp X_T$ since S_* and T are disconnected in the graph. Under this parametrization, we have traditional path cancellation, since $Y = (\epsilon_s + \epsilon) \perp\!\!\!\perp X_{[s-1]}$, and the effect from $X_{[s-1]}$ is cancelled by the effect from X_s .

Example 2. This example is almost the same as Example 1 but with a small modification. Consider the following SEM illustrated in Figure 4 (b):

$$\begin{aligned} X_s &= b \sum_{j=1}^{s-1} X_j + \epsilon_s, & \text{var}(X_k) &= \sigma_{\min}^2, \forall k \in T, & \text{var}(\epsilon_s) &= \sigma_{\min}^2 \\ Y &= \beta^\top X_{[s]} + \epsilon, & \beta_{[s-1]} &= b\beta_{\min} \mathbf{1}_{s-1}, & \beta_s &= -\beta_{\min}. \end{aligned}$$

The only difference is that the nodes in T are all in the first layer and independent with each other. We still have traditional path cancellation between Y and $X_{[s-1]}$ as in Example 1. However, generalized path cancellation is not effective in this case. To see this, for any $\alpha \in \Theta_T$, the linear combination is

$$\begin{aligned} X_{S_*}^\top \beta - X_T^\top \alpha &= \sum_{j=1}^{s-1} \beta_j X_j + \beta_s b \sum_{j=1}^{s-1} X_j + \beta_s \epsilon_s - X_T^\top \alpha \\ &= \underbrace{\sum_{j=1}^{s-1} (\beta_j + b\beta_s) X_j}_{\text{traditional path cancellation}} - \beta_{\min} \epsilon_s - X_T^\top \alpha \\ &= -\beta_{\min} \epsilon_s - X_T^\top \alpha. \end{aligned} \tag{34}$$

Note that $S_* \cap T = \emptyset$, by Lemma 3.3, we have large enough signal to distinguish S_* and T :

$$\begin{aligned} \Delta_1(S_*, T) \vee \Delta_2(S_*, T) &\geq \frac{\text{var}(X_{S_*}^\top \beta - X_T^\top \alpha)}{2\sigma^2} \\ &= \frac{\text{var}(\beta_{\min} \epsilon_s + X_T^\top \alpha)}{2\sigma^2} \\ &= \frac{1}{2} (s+1) \times \beta_{\min}^2 \sigma_{\min}^2 / \sigma^2. \end{aligned}$$

As a result, although traditional path cancellation exists, generalized path cancellation does not hurt support recovery in this example.

Example 3. The example introduced in Section 5.1 has no traditional path cancellation, but generalized path cancellation given by interaction between $X_{S_*}^\top \beta$ and $X_T^\top \alpha$ as illustrated by (27) exhibits effect on the signal in (28).

We provide another example illustrated in Figure 4 (c) to show even when traditional path cancellation is avoided *explicitly*, generalized path cancellation can still take place. In this example, S_* is contained in the first layer, thus traditional path cancellation does not exist since there is only one directed path from each $X_k \in S_*$ to Y . However, consider the following SEM:

$$\begin{aligned} X_{2s-1} &= b \sum_{j=1}^s X_j + \epsilon_{2s-1}, & X_{2s} &= b \sum_{k=s+1}^{2s-2} X_k + \epsilon_{2s}, & \text{var}(\epsilon_{2s-1}) &= \text{var}(\epsilon_{2s}) = \sigma_{\min}^2 \\ Y &= \beta^\top X_{[s]} + \epsilon, & \beta &= b\beta_{\min} \mathbf{1}_s. \end{aligned}$$

With a feasible choice of $\alpha \in \Theta_T$ being:

$$\alpha_k = b\beta_{\min}, \forall k \in \{s+1, \dots, 2s-2\}, \quad \alpha_{2s-1} = \beta_{\min}, \quad \alpha_{2s} = -\beta_{\min},$$

the linear combination becomes

$$\begin{aligned} X_{S_*}^\top \beta - X_T^\top \alpha &= \sum_{j=1}^s \beta_j X_j - \sum_{k=s+1}^{2s-2} \alpha_k X_k \\ &\quad - \alpha_{2s-1} b \sum_{j=1}^s X_j - \alpha_{2s-1} \epsilon_{2s-1} - \alpha_{2s} b \sum_{k=s+1}^{2s-1} X_k - \alpha_{2s} \epsilon_{2s} \\ &= \underbrace{\sum_{j=1}^s (\beta_j - b\alpha_{2s-1}) X_j}_{\text{generalized path cancellation}} - \beta_{\min} \epsilon_{2s-1} - \underbrace{\sum_{k=s+1}^{2s-2} (\alpha_k - b\alpha_{2s}) X_k}_{\text{generalized path cancellation}} + \beta_{\min} \epsilon_{2s} \\ &= \beta_{\min} (\epsilon_{2s} - \epsilon_{2s-1}). \end{aligned}$$

Similar to Example 1, the signal is very small:

$$\Delta_1(S_*, T) \vee \Delta_2(S_*, T) \leq \frac{\text{var}(X_{S_*}^\top \beta - X_T^\top \alpha)}{\sigma^2} = \frac{\beta_{\min}^2 \text{var}(\epsilon_{2s} - \epsilon_{2s-1})}{\sigma^2} = \frac{2\beta_{\min}^2 \sigma_{\min}^2}{\sigma^2}.$$

Therefore, although the DAG is enforced to avoid the traditional path cancellation, generalized path cancellation emerges and is effective.

Example 4. Consider the motivating example (17) in Section 4.1, also presented in Figure 4 (d). This example and the bipartite graphical model (21) based on it are constructed to avoid effect from generalized path cancellation, which is implied by Lemma 4.2. Moreover, in this example, for any node $k \in S_*$, since there is only one directed path from X_k to Y , traditional path cancellation does not exist.

A.2 Interpretation of kIBSS

In this appendix, we interpret kIBSS to shed light on the main ideas behind its design. Especially, we focus on how the score (9) is constructed. The difference between BSS and kIBSS is an additional term in the score (9), which is a minimizer of a constrained quadratic program and characterizes the violation of the OLS regression vector to the parameter space Θ . The choice of this additional term is motivated by the worst case KL divergence between the true underlying model and the closest alternative, which also coincides with the Algorithm 1, the main ingredient of kIBSS. Thus, we will discuss how this additional term comes up by a decomposition of the KL divergence.

A.2.1 KL divergence decomposition

Suppose we only want to distinguish two candidate supports S and T , both of size s , and not necessarily disjoint. Write

$$\begin{aligned} \text{var}(X_S) &= \Sigma_{SS} & \text{cov}(X_S, X_T) &= \Sigma_{ST} \\ \text{cov}(X_T, X_S) &= \Sigma_{TS} & \text{var}(X_T) &= \Sigma_{TT}. \end{aligned}$$

Consider two models with true support being either S or T by varying the linear coefficients:

$$\begin{aligned} P : Y &= X_S^\top \beta + \epsilon \\ P' : Y &= X_T^\top \alpha + \epsilon \end{aligned} \tag{35}$$

where $\beta \in \Theta_S \subseteq \mathbb{R}^s, \alpha \in \Theta_T \subseteq \mathbb{R}^s$. Then the KL divergence, which is actually symmetric, between them is

$$\begin{aligned}
\mathbf{KL}(P||P') &\propto \frac{1}{\sigma^2} \times \mathbb{E}(X_S^\top \beta - X_T^\top \alpha)^2 \\
&= \frac{1}{\sigma^2} \times \left(\beta^\top \Sigma_{SS} \beta + \alpha^\top \Sigma_{TT} \alpha - \beta^\top \Sigma_{ST} \alpha - \alpha^\top \Sigma_{TS} \beta \right) \\
&= \frac{1}{\sigma^2} \times \left(\beta^\top \Sigma_{S|T} \beta + (\Sigma_{TT}^{-1} \Sigma_{TS} \beta - \alpha)^\top \Sigma_{TT} (\Sigma_{TT}^{-1} \Sigma_{TS} \beta - \alpha) \right) \\
&= \underbrace{\frac{1}{\sigma^2} \times \beta_S^\top \Sigma_{S \setminus T|T} \beta_S}_{\Delta_1} + \underbrace{\frac{1}{\sigma^2} \times (\tilde{\alpha}_\beta - \alpha)^\top \Sigma_{TT} (\tilde{\alpha}_\beta - \alpha)}_{\tilde{\Delta}_2(\alpha)}
\end{aligned} \tag{36}$$

where we write $\tilde{\alpha}_\beta := \Sigma_{TT}^{-1} \Sigma_{TS} \beta$ and we drop the arguments (S, T) . Given β , the closest P' to P is parameterized by $\tilde{\alpha}^*$ such that

$$\tilde{\alpha}^* = \arg \min_{\alpha \in \Theta_T} \tilde{\Delta}_2(\alpha) = \arg \min_{\alpha \in \Theta_T} (\tilde{\alpha}_\beta - \alpha)^\top \Sigma_{TT} (\tilde{\alpha}_\beta - \alpha),$$

and hence the corresponding minimum KL divergence is proportional to $\Delta_1 + \tilde{\Delta}_2(\tilde{\alpha}^*) = \Delta_1 + \tilde{\Delta}_2$. It is easy to see that $\tilde{\Delta}_2 = \min_{\alpha \in \Theta_T} \tilde{\Delta}_2(\alpha)$ characterizes the worst case parametrization of alternative T to S , which is nonnegative, and is zero when $\tilde{\alpha}_\beta \in \Theta_T$. While for some β on the boundary of Θ_S and some covariance structure between X_S and X_T , $\tilde{\Delta}_2$ can be positive and even larger than Δ_1 . Since $\Delta_1 + \tilde{\Delta}_2$ is the KL divergence between P and P' , we need (e.g. by Lemma J.3) at least

$$n \gtrsim \frac{1}{\Delta_1 + \tilde{\Delta}_2} \asymp \frac{1}{\Delta_1 \vee \tilde{\Delta}_2}$$

many samples to distinguish them. This signal depends on the maximum between Δ_1 and $\tilde{\Delta}_2$ instead of the minimum.

A.2.2 Connection to kIBSS

Based on the decomposition in previous section, it may not yet be clear where kIBSS comes from, because kIBSS leverages information in Δ_2 instead of $\tilde{\Delta}_2$ (cf. Section 3.3). This is because using $\tilde{\Delta}_2$ leads to an extra dependence of $n \gtrsim s / (\Delta_1 \vee \tilde{\Delta}_2)$. To avoid this, we will make slight sacrifice on the signal by considering a further decomposition of KL divergence, from which kIBSS arises.

Remark A.1. The reason for the extra dependence under $\tilde{\Delta}_2$ is mainly due to the error in matrix estimation. For details, see Appendix A.3.

We still consider distinguishing two candidate supports S and T , but will be specific about their intersection, i.e. we write $W = S \cap T, S' = S \setminus T, T' = T \setminus S, |W| = s - r, |S'| = |T'| = r$. Again, fix the covariance structure among them to be

$$\Sigma = \begin{pmatrix} \Sigma_{S'S'} & \Sigma_{S'W} & \Sigma_{S'T'} \\ \Sigma_{WS'} & \Sigma_{WW} & \Sigma_{WT'} \\ \Sigma_{T'S'} & \Sigma_{T'W} & \Sigma_{T'T'} \end{pmatrix}.$$

Then we can decompose $X_{S'}$ and $X_{T'}$ into two parts: Correlated or not correlated with X_W :

$$\begin{aligned} X_{S'} &= \Sigma_{S'W} \Sigma_{WW}^{-1} X_W + \epsilon_{S'|W} \\ X_{T'} &= \Sigma_{T'W} \Sigma_{WW}^{-1} X_W + \epsilon_{T'|W} \\ \epsilon_{S'|W} &= \Sigma_{S'T'|W} \Sigma_{T'|W}^{-1} \epsilon_{T'|W} + \epsilon_{S'|T} \end{aligned}$$

where by Gaussianity we have $\epsilon_{S'|W} \perp\!\!\!\perp X_W, \epsilon_{T'|W} \perp\!\!\!\perp X_W, \epsilon_{S'|T} \perp\!\!\!\perp \epsilon_{T'|W}$. The last equation is to write S' in terms of T' after we partial out effect from W . Again, we consider two models with fixed noise variance σ^2 and support being S or T by varying the linear coefficients:

$$\begin{aligned} P : Y &= X_{S'}^\top \beta + X_W^\top \beta_W + \epsilon \\ P' : Y &= X_{T'}^\top \alpha + X_W^\top \alpha_W + \epsilon \end{aligned} \tag{37}$$

where $\beta \in \Theta_{S'} \subseteq \mathbb{R}^r, \alpha \in \Theta_{T'} \subseteq \mathbb{R}^r, \beta_W, \alpha_W \in \Theta_W \subseteq \mathbb{R}^{s-r}$, for some $(\Theta_{S'}, \Theta_{T'}, \Theta_W)$. $\beta, \alpha, \beta_W, \alpha_W$ are free parameters for P and P' . Note that the vector α in (35) is (α, α_W) here with a little abuse of notation. This is simply rewriting the model (35) above; we are not introducing anything new here. Then the KL divergence between P and P' is

$$\begin{aligned} &\mathbf{KL}(P||P') \\ &\propto \frac{1}{\sigma^2} \times \mathbb{E} (X_{S'}^\top \beta + X_W^\top \beta_W - X_{T'}^\top \alpha - X_W^\top \alpha_W)^2 \\ &= \frac{1}{\sigma^2} \times \mathbb{E} \left[(\epsilon_{S'|W}^\top \beta - \epsilon_{T'|W}^\top \alpha) + X_W^\top (\beta_W - \alpha_W + \Sigma_{WW}^{-1} (\Sigma_{WS'} \beta - \Sigma_{WT'} \alpha)) \right]^2 \\ &= \frac{1}{\sigma^2} \times \mathbb{E} \left[\epsilon_{S'|T}^\top \beta + \epsilon_{T'|W}^\top (\Sigma_{T'|W}^{-1} \Sigma_{T'S'} \Sigma_{S'|W} \beta - \alpha) \right]^2 \\ &\quad + \frac{1}{\sigma^2} \times (\beta_W - \alpha_W + \Sigma_{WW}^{-1} (\Sigma_{WS'} \beta - \Sigma_{WT'} \alpha))^\top \Sigma_{WW} (\beta_W - \alpha_W + \Sigma_{WW}^{-1} (\Sigma_{WS'} \beta - \Sigma_{WT'} \alpha)) \\ &= \underbrace{\frac{1}{\sigma^2} \times \beta^\top \Sigma_{S'|T} \beta}_{\Delta_1} + \underbrace{\frac{1}{\sigma^2} \times (\alpha_\beta - \alpha)^\top \Sigma_{T'|W} (\alpha_\beta - \alpha)}_{\Delta_2(\alpha)} \\ &\quad + \underbrace{\frac{1}{\sigma^2} \times (\beta_W - \alpha_W + \Sigma_{WW}^{-1} (\Sigma_{WS'} \beta - \Sigma_{WT'} \alpha))^\top \Sigma_{WW} (\beta_W - \alpha_W + \Sigma_{WW}^{-1} (\Sigma_{WS'} \beta - \Sigma_{WT'} \alpha))}_{\Delta_3(\alpha, \alpha_W)}, \end{aligned} \tag{38}$$

where we recall $\alpha_\beta := \Sigma_{T'|W}^{-1} \Sigma_{T'S'} \Sigma_{S'|W} \beta$ and definitions in (10). We again drop the arguments (S, T) for ease of presentation. Note that $\tilde{\Delta}_2((\alpha, \alpha_W)) \equiv \Delta_2(\alpha) + \Delta_3(\alpha, \alpha_W) \geq \Delta_2(\alpha)$ with corresponding definition of α . Since $\Delta_2 = \min_{\alpha \in \Theta_{T'}} \Delta_2(\alpha)$ with minimizer α^* , we can see that $\Delta_2 \leq \tilde{\Delta}_2$. Algorithm 1 estimates Δ_1 and Δ_2 using their sample counterparts. Working with Δ_2 instead of $\tilde{\Delta}_2$, we sacrifice some information, but will enjoy improvement in terms of sample complexity over BSS. To quantify how much signal do we lose by exploiting Δ_2 instead of $\tilde{\Delta}_2$, following two upper bounds on $\tilde{\Delta}_2$ using Δ_2 would be useful:

$$\begin{aligned} \tilde{\Delta}_2 &\leq \Delta_2 + \min_{\alpha_W \in \Theta_W} \Delta_3(\alpha^*, \alpha_W) \\ \tilde{\Delta}_2 &\leq \min_{\alpha \in \Theta_{T'}} [\Delta_2(\alpha) + \Delta_3(\alpha, \beta_W)]. \end{aligned}$$

A.2.3 Signal loss in motivating example

For example, take the motivating example (17), for which we can show we do not lose information in terms of rate by exploiting Δ_2 instead of $\tilde{\Delta}_2$.

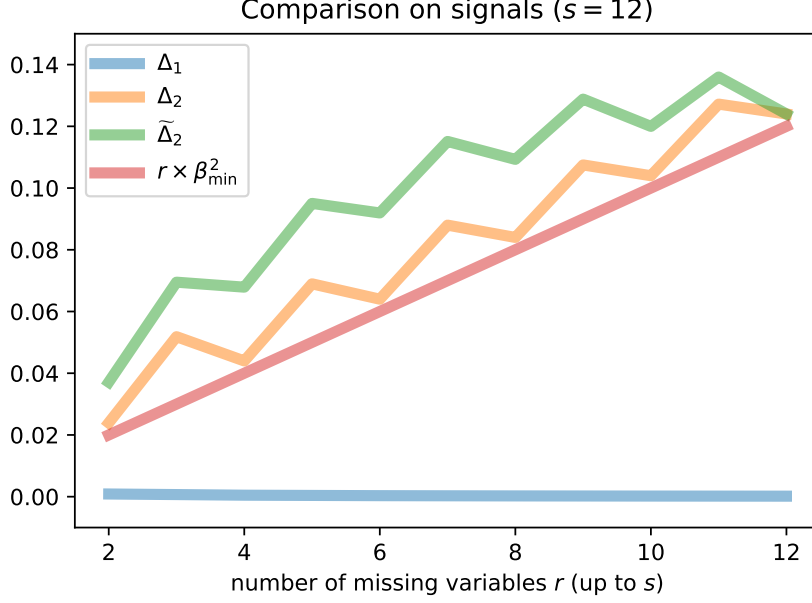


Figure 5: Signals $\Delta_1, \Delta_2, \tilde{\Delta}_2$ for fixed $s = 12, \beta_{\max} = 5, \beta_{\min} = 0.1$

Proposition A.1. Consider model (17), let $S = S_*$, for any $T \in \mathcal{T}_{d,s} \setminus \{S_*\}$ with $|S_* \setminus T| = r$, denote

$$\Delta_2 = \min_{\alpha \in \Theta_{T'}} \Delta_2(\alpha)$$

$$\tilde{\Delta}_2 = \min_{\alpha \in \Theta_T} \tilde{\Delta}_2(\alpha),$$

where $\Delta_2(\alpha)$ and $\tilde{\Delta}_2(\alpha)$ are defined in (38) and (36), then we have

$$\Delta_2 \asymp \tilde{\Delta}_2 \asymp r\beta_{\min}^2.$$

Thus, up to constants, we do not lose too much in the motivating example. Figure 5 numerically shows the signals $\Delta_1, \Delta_2, \tilde{\Delta}_2$ on different number of missing variables r for fixed $s = 12, \beta_{\max} = 5, \beta_{\min} = 0.1$, from which we can see great discrepancy between Δ_1 and $\tilde{\Delta}_2$ (Δ_2), small lose from Δ_2 to $\tilde{\Delta}_2$, and Δ_2 is tightly lower bounded by $r \times \beta_{\min}^2$. The zig-zag shape of the curves is due to some technicalities of this particular example in the optimization for r being even or odd, but is genuine.

Proof of Proposition A.1. For any other alternative T , without loss of generality, let $S' = S_* \setminus T = [r]$, $W = S_* \cap T = \{r+1, \dots, s\}$, $T' = T \setminus S_* = \{s+1, \dots, s+r\}$. Based on the calculation in Section 4.1, we have $\beta_W = \beta_{\min} \mathbf{1}_{s-r}$, $\Sigma_{WW} = I_{s-r}$, $\Sigma_{WS'} = 0$, $\Sigma_{WT'} = \beta_{\max} \mathbf{1}_{s-r} \mathbf{1}_r^\top$, $\alpha_\beta = \frac{r\beta_{\max}}{1+r^2\beta_{\max}^2} \beta_{\min} \mathbf{1}_r$. We can

upper bound $\tilde{\Delta}_2 \leq \min_{\alpha \in \Theta_{T'}} [\Delta_2(\alpha) + \Delta_3(\alpha, \beta_W)]$ where

$$\begin{aligned}
& \Delta_2(\alpha) + \Delta_3(\alpha, \beta_W) \\
&= (\alpha_\beta - \alpha)^\top (I_r + r\beta_{\max}^2 \mathbf{1}_r \mathbf{1}_r^\top) (\alpha_\beta - \alpha) + \|\beta_{\max} \mathbf{1}_{s-r} \mathbf{1}_r^\top \alpha\|^2 \\
&\leq 2 \left(\alpha_\beta^\top (I_r + r\beta_{\max}^2 \mathbf{1}_r \mathbf{1}_r^\top) \alpha_\beta + \alpha^\top (I_r + r\beta_{\max}^2 \mathbf{1}_r \mathbf{1}_r^\top) \alpha \right) + \beta_{\max}^2 (s-r) \alpha^\top \mathbf{1}_r \mathbf{1}_r^\top \alpha \\
&\leq 2 \left(\alpha_\beta^\top (I_r + r\beta_{\max}^2 \mathbf{1}_r \mathbf{1}_r^\top) \alpha_\beta + \alpha^\top (I_r + r\beta_{\max}^2 \mathbf{1}_r \mathbf{1}_r^\top) \alpha + \beta_{\max}^2 (s-r) \alpha^\top \mathbf{1}_r \mathbf{1}_r^\top \alpha \right) \\
&\leq 2 \left(\beta_{\min}^2 \times \frac{1}{r^2 \beta_{\max}^2} \mathbf{1}_r^\top (I_r + r\beta_{\max}^2 \mathbf{1}_r \mathbf{1}_r^\top) \mathbf{1}_r + \alpha^\top (I_r + s\beta_{\max}^2 \mathbf{1}_r \mathbf{1}_r^\top) \alpha \right) \\
&= 2 \left(\beta_{\min}^2 \times \left(r + \frac{1}{r\beta_{\max}^2} \right) + \alpha^\top (I_r + s\beta_{\max}^2 \mathbf{1}_r \mathbf{1}_r^\top) \alpha \right).
\end{aligned}$$

Consider $r \geq 2$, let

$$\alpha_0 = \begin{cases} \beta_{\min} \times (\mathbf{1}_{r/2}^\top, -\mathbf{1}_{r/2}^\top)^\top & r \text{ is even} \\ \beta_{\min} \times (2, -1, -1, \mathbf{1}_{(r-3)/2}^\top, -\mathbf{1}_{(r-3)/2}^\top)^\top & r \text{ is odd} \end{cases}.$$

Then when $\beta_{\max} \geq 1$,

$$\begin{aligned}
\tilde{\Delta}_2 &\leq \min_{\alpha \in \Theta_{T'}} [\Delta_2(\alpha) + \Delta_3(\alpha, \beta_W)] \\
&\leq \Delta_2(\alpha_0) + \Delta_3(\alpha_0, \beta_W) \\
&\leq 2\beta_{\min}^2 \left(r + \frac{1}{r\beta_{\max}^2} + r + 3 \right) \\
&\leq 4\beta_{\min}^2 (r + 2).
\end{aligned}$$

Therefore, the signals are sandwiched as

$$r\beta_{\min}^2 \times \frac{1}{4} \leq \Delta_2 \leq \tilde{\Delta}_2 \leq r\beta_{\min}^2 \times 4(1 + 2/r). \quad \square$$

A.3 Vanilla kIBSS

In this appendix, we discuss an alternative estimator, which we call Vanilla kIBSS, to illustrate why we partial out the intersection $W = S \cap T$ in Algorithm 1. Vanilla kIBSS is inspired by the discussion in Section A.2, and is simpler and more natural to exploit the larger signal $\tilde{\Delta}_2(S, T)$ compared to $\Delta_2(S, T)$ used by Simple or Full kIBSS. However, as we will see in Theorem A.3, this estimator will have an extra dependence on the sparsity level s , which is avoided by Simple and Full kIBSS. Thus theoretically, it is not necessarily a strict improvement over BSS based on the current analysis, which motivates the partialing step (Step 2) in Algorithm 1. Nonetheless in our experiments in Appendix K.5, it does show competitive performance empirically.

Following the same strategy of Simple and Full kIBSS, we compare the candidate supports using residual variances plus the sample counterpart of $\tilde{\Delta}_2(S, T)$. To analyze the procedure shown in Algorithm 4, we formally define the signal $\tilde{\Delta}_2(S, T)$ below. Similarly, $\tilde{\alpha}_\beta(S, T)$ is the coefficient vector of regressing $X_S^\top \beta_S$ onto X_T and $\tilde{\Delta}_2(S, T)$ characterizes the violation to the constrained space Θ for T as a whole.

Algorithm 4 Algorithm for two candidate case

Input: Data matrix X, Y , supports $S, T \in \mathcal{T}_{d,s}$, Coefficient space Θ **Output:** Estimated support \hat{S} .

1. For $R = S$ or T :
 - (a) Compute $\hat{\gamma} = (X_R^\top X_R)^{-1} X_R^\top Y$;
 - (b) Compute $\mathcal{L}(R) = \frac{\|\Pi_R^\perp Y\|^2}{n-s} + \min_{\gamma \in \Theta_R} (\hat{\gamma} - \gamma)^\top \frac{X_R^\top X_R}{n} (\hat{\gamma} - \gamma)$;
 2. Output $\hat{S} = \arg \min_{R \in \{S, T\}} \mathcal{L}(R)$.
-

Definition 2. For any $(\beta, \Sigma, \sigma^2) \in \mathcal{M}(\Theta, \Omega, \sigma^2)$, and any two sets $S, T \subseteq [d]$, denote

$$\tilde{\Delta}_2(S, T) := \frac{1}{\sigma^2} \min_{\alpha \in \Theta_T} \left(\tilde{\alpha}_\beta(S, T) - \alpha \right)^\top \Sigma_{TT} \left(\tilde{\alpha}_\beta(S, T) - \alpha \right), \quad (39)$$

where $\tilde{\alpha}_\beta(S, T) := \Sigma_{TT}^{-1} \Sigma_{TS} \beta_S$.

The sample complexity of applying Algorithm 4 to distinguish the true support S_* against any other alternative T is given analogously:

Lemma A.2. For any $(\beta, \Sigma, \sigma^2) \in \mathcal{M}(\Theta, \Omega, \sigma^2)$, let $S_* = \text{supp}(\beta)$ and $|S_*| = s$. Given i.i.d. data $(X, Y) \sim P_{\beta, \Sigma, \sigma^2}$, apply Algorithm 4 to estimate support from S_* and T with output \hat{S} . Let $\Delta_1 := \Delta_1(S_*, T)$ and $\tilde{\Delta}_2 := \tilde{\Delta}_2(S_*, T)$. If sample size $n \gtrsim s + \frac{s}{\Delta_1 \vee \tilde{\Delta}_2}$, we have for some constant C_0 ,

$$\mathbb{P}_{\beta, \Sigma, \sigma^2}(\hat{S} = S_*) \gtrsim 1 - 9 \exp \left(- C_0(n-s) \min \left(\Delta_1 \vee \tilde{\Delta}_2, 1 \right) + s \right).$$

Since Algorithm 4 can be viewed as a special case of Algorithm 1 when $S \cap T = \emptyset$, we omit the proof. The difference between Algorithms 1 and 4 is also revealed in the error probability: Since the calculation in the second term of \mathcal{L} in Algorithm 4 involves an s -dimensional covariance matrix estimation, compared to Algorithm 1, Algorithm 4 has a dependence on s instead of $r = |S_* \setminus T|$, but enjoys a larger signal due to $\Delta_2(S_*, T) \leq \tilde{\Delta}_2(S_*, T)$.

Algorithm 5 Vanilla kLBSS

Input: Data matrix X, Y , parameter space Θ **Output:** Estimated support \hat{S} .

1. For $S \in \mathcal{T}_{d,s}$:
 - (a) Compute $\hat{\gamma} = (X_S^\top X_S)^{-1} X_S^\top Y$;
 - (b) Compute $\mathcal{L}(S) = \frac{\|\Pi_S^\perp Y\|^2}{n-s} + \min_{\gamma \in \Theta} (\hat{\gamma} - \gamma)^\top \frac{X_S^\top X_S}{n} (\hat{\gamma} - \gamma)$;
 2. Output $\hat{S} = \arg \min_{S \in \mathcal{T}_{d,s}} \mathcal{L}(S)$.
-

A straightforward application of Algorithm 4 leads to Algorithm 5, which we refer as Vanilla kLBSS. Similar to BSS, it can be written as the following estimator: Instead of using sum of squared residual as score, Vanilla kLBSS minimizes the score $\mathcal{L}(S)$ defined in Algorithm 5.

$$\hat{S} = \arg \min_{S \in \mathcal{T}_{d,s}} \mathcal{L}(S).$$

Similarly, we define the uniform signal using $\tilde{\Delta}_2(S, T)$ instead of $\Delta_2(S, T)$ below. For $\mathcal{M} := \mathcal{M}(\Theta, \Omega, \sigma^2)$ with any parameter spaces Θ, Ω , define

$$\tilde{\Delta}(\mathcal{M}) := \frac{1}{\sigma^2} \min_{(\beta, \Sigma, \sigma^2) \in \mathcal{M}} \min_{T \in \mathcal{T}_{d,s} \setminus \{S_*\}} \frac{1}{|S_* \setminus T|} \left(\Delta_1(S_*, T) \vee \tilde{\Delta}_2(S_*, T) \right). \quad (40)$$

We provide Theorem A.3 below on sample complexity of Vanilla klBSS for successful support recovery. The proof is the same as Theorem 3.1 by applying Lemma A.2 thus omitted. Note that the signal is larger since $\tilde{\Delta}(\mathcal{M}) \geq \Delta(\mathcal{M})$, while Theorem A.3 is not necessarily an improvement over BSS because of the extra dependence $s/\tilde{\Delta}(\mathcal{M})$. We conduct an experiment in Appendix K.4 to illustrate this point.

Theorem A.3. *Assuming $s \leq d/2$, for any $(\beta, \Sigma, \sigma^2) \in \mathcal{M} := \mathcal{M}(\Theta, \Omega, \sigma^2)$, let $S_* = \text{supp}(\beta)$ and $|S_*| = s$. Given i.i.d. samples from $P_{\beta, \Sigma, \sigma^2}$, if the sample size satisfies*

$$\begin{aligned} n - s &\gtrsim \max_{r \in [s]} \frac{\log \binom{d-s}{r} + s + \log(1/\delta)}{r \tilde{\Delta}(\mathcal{M}) \wedge 1} \\ &\asymp \max \left\{ \frac{\log(d-s) + s + \log(1/\delta)}{\tilde{\Delta}(\mathcal{M})}, \log \binom{d-s}{s} + \log(1/\delta) \right\}, \end{aligned}$$

then $\mathbb{P}_{\beta, \Sigma, \sigma^2}(\hat{S} = S_*) \geq 1 - \delta$, where \hat{S} is given by Algorithm 5.

A.4 Connection to constrained MLE

In this appendix, we draw connections between klBSS and the constrained maximum likelihood estimator (MLE). Since our setup involves the constrained parameter space Θ , another principled way for support estimation is via constrained MLE, i.e. modify BSS by comparing the following score

$$\begin{aligned} \mathcal{L}^C(S) &:= \min_{\gamma \in \Theta_S} \frac{1}{n} \|Y - X_S \gamma\|^2 \\ &= \frac{1}{n} \|Y - X_S \hat{\gamma}\|^2 + \min_{\gamma \in \Theta_S} \left((\gamma - \hat{\gamma})^\top \frac{X_S^\top X_S}{n} (\gamma - \hat{\gamma}) + \frac{2}{n} \langle X_S (\hat{\gamma} - \gamma), Y - X_S \hat{\gamma} \rangle \right) \\ &= \underbrace{\frac{\|\Pi_S^\perp Y\|^2}{n}}_{\text{residual variance}} + \min_{\gamma \in \Theta_S} \left(\underbrace{(\gamma - \hat{\gamma})^\top \frac{X_S^\top X_S}{n} (\gamma - \hat{\gamma})}_{\text{quadratic term}} + \underbrace{\frac{2}{n} \langle X_S (\hat{\gamma} - \gamma), Y - X_S \hat{\gamma} \rangle}_{\text{inner product term}} \right), \end{aligned}$$

where $\hat{\gamma} = (X_S^\top X_S)^{-1} X_S^\top Y$. We can also modify it in the same way as Algorithm 1 by partialing out the effects from the intersection when considering $W = S \cap T, S = S' \cup W, T = T' \cup W$, for $R = S'$ or T' :

$$\begin{aligned} &\mathcal{L}^C(R \cup W; (S, T)) \\ &:= \min_{\gamma \in \Theta_R} \frac{1}{n} \|\Pi_W^\perp Y - \Pi_W^\perp X_R \gamma\|^2 \\ &= \frac{1}{n} \|\tilde{Y} - \tilde{X}_R \hat{\gamma}\|^2 + \min_{\gamma \in \Theta_R} \left((\gamma - \hat{\gamma})^\top \frac{\tilde{X}_R^\top \tilde{X}_R}{n} (\gamma - \hat{\gamma}) + \frac{2}{n} \langle \tilde{X}_R (\hat{\gamma} - \gamma), \tilde{X}_R \hat{\gamma} \rangle \right) \\ &= \frac{\|\Pi_R^\perp \tilde{Y}\|^2}{n} + \min_{\gamma \in \Theta_R} \left((\gamma - \hat{\gamma})^\top \frac{\tilde{X}_R^\top \tilde{X}_R}{n} (\gamma - \hat{\gamma}) + \frac{2}{n} \langle \tilde{X}_R (\hat{\gamma} - \gamma), \tilde{Y} - \tilde{X}_R \hat{\gamma} \rangle \right) \\ &= \underbrace{\frac{\|\Pi_{R \cup W}^\perp Y\|^2}{n}}_{\text{residual variance}} + \min_{\gamma \in \Theta_R} \left(\underbrace{(\gamma - \hat{\gamma})^\top \frac{\tilde{X}_R^\top \tilde{X}_R}{n} (\gamma - \hat{\gamma})}_{\text{quadratic term}} + \underbrace{\frac{2}{n} \langle \tilde{X}_R (\hat{\gamma} - \gamma), \tilde{Y} - \tilde{X}_R \hat{\gamma} \rangle}_{\text{inner product term}} \right), \end{aligned}$$

where $\tilde{X}_R = \Pi_W^\perp X_R, \Pi_R^\perp = I_n - \tilde{X}_R (\tilde{X}_R^\top \tilde{X}_R)^{-1} \tilde{X}_R^\top, \tilde{Y} = \Pi_W^\perp Y, \hat{\gamma} = (\tilde{X}_R^\top \tilde{X}_R)^{-1} \tilde{X}_R^\top \tilde{Y}$. Ignoring the scaling factor n or $n - s$ by assuming $n \gtrsim s$, the estimator minimizing $\mathcal{L}^C(S)$ is approximately equivalent

Algorithm 6 COMPARE algorithm under unknown sparsity setting

Input: Data matrix X, Y , supports S, T , Coefficient space Θ , unit penalty τ

Output: Estimated support \hat{S} .

1. Let $S' = S \setminus T, T' = T \setminus S, W = S \cap T$;
 2. Compute $\tilde{X}_{S'} = \Pi_W^\perp X_{S'}, \tilde{X}_{T'} = \Pi_W^\perp X_{T'}, \tilde{Y} = \Pi_W^\perp Y$;
 3. For $R = S'$ or T' :
 - (a) Compute $\hat{\gamma} = (\tilde{X}_R^\top \tilde{X}_R)^{-1} \tilde{X}_R^\top \tilde{Y}$;
 - (b) Compute $\mathcal{L}(R \cup W; (S, T)) = \frac{\|\Pi_{R \cup W}^\perp Y\|^2}{n - |R \cup W|} + \min_{\gamma \in \Theta_R} (\hat{\gamma} - \gamma)^\top \frac{\tilde{X}_R^\top \tilde{X}_R}{n - |W|} (\hat{\gamma} - \gamma)$;
 4. Output $\hat{S} = \arg \min_{D \in \{S, T\}} \left(\mathcal{L}(D; (S, T)) + \tau |D| \right)$.
-

to Vanilla kBSS (cf. Algorithm 5), and the estimator minimizing $\mathcal{L}^C(R \cup W; (S, T))$ is approximately equivalent to Simple or Full kBSS. The only difference is the additional inner product term. We want to highlight that directly using the constrained MLE will result in minimizing $\mathcal{L}^C(S)$, i.e. approximately Vanilla kBSS, which does not necessary give improvement upon BSS as discussed in Appendix A.3. This also reveals that the benefit of considering $\Delta_2(S, T)$ instead of $\tilde{\Delta}_2(S, T)$ also comes from the fact that $X_S(X_S^\top X_S)^{-1} X_S^\top \epsilon \neq \tilde{X}_R(\tilde{X}_R^\top \tilde{X}_R)^{-1} \tilde{X}_R^\top \tilde{\epsilon}$.

A.5 Unknown sparsity

In Section 3, we assumed that the sparsity level s was known for simplicity. Of course, knowing the precise sparsity level s is unrealistic in practice, so we now extend Theorem 3.1 to the setting where the sparsity is unknown and we allow $\|\beta\|_0 = s \leq \bar{s}$. The basic conclusion is that s is replaced with \bar{s} in Theorem 3.1.

We assume we know the upper bound \bar{s} , but do not know s . The space of candidate supports expands from $\mathcal{T}_{d,s}$ to $\mathcal{T}_d^{\bar{s}}$, where

$$\mathcal{T}_d^{\bar{s}} := \cup_{s=0}^{\bar{s}} \mathcal{T}_{d,s} = \{S \subseteq [d] : |S| \leq \bar{s}\},$$

and the signal decreases as a result. Specifically, define the signal under unknown sparsity by modifying the definition of $\Delta(\mathcal{M})$ in (11) as follows:

$$\bar{\Delta}(\mathcal{M}) := \frac{1}{\sigma^2} \min_{(\beta, \Sigma, \sigma^2) \in \mathcal{M}} \min_{T \in \mathcal{T}_d^{\bar{s}} \setminus \{S_*\}} \frac{1}{|S_* \setminus T|} \left(\Delta_1(S_*, T) \vee \Delta_2(S_*, T) \right).$$

The only difference between $\Delta(\mathcal{M})$ and $\bar{\Delta}(\mathcal{M})$ is that $\mathcal{T}_{d,s}$ is replaced with $\mathcal{T}_d^{\bar{s}}$. Then we adopt the same strategy of comparing scores of two candidate supports based on residual variances and constraint violations, but additionally with an additive penalty proportional to their cardinality:

$$\hat{S} := \arg \min_{D \in \{S, T\}} \left(\mathcal{L}(D; (S, T)) + \tau |D| \right).$$

The modified COMPARE procedure is outlined in Algorithm 6. The only difference between Algorithm 6 and Algorithm 1 is the penalty $\tau |D|$ added to $\mathcal{L}(\cdot; (S, T))$. A finer analysis of the score $\mathcal{L}(\cdot; (S, T))$ leads

to Lemma D.5 in Appendix D.4, which says with high probability,

$$\mathcal{L}(T; (S_*, T)) - \mathcal{L}(S_*; (S_*, T)) \geq \sigma^2 \left[\frac{1}{2} \Delta_1(S_*, T) \vee \Delta_2(S_*, T) - \frac{1}{4} \ell' \bar{\Delta}(\mathcal{M}) \right],$$

where $\ell' := \max\{|T| - |S_*|, 0\}$. Therefore, the additive penalty term in Algorithm 6 actually plays a role of compensating the $\frac{1}{4} \ell' \bar{\Delta}(\mathcal{M})$ term in the RHS of this lower bound, and ℓ' coincides with the cardinality difference between the supports, which is the reason we set the penalty scales with cardinality. Hence, we only need to replace COMPARE algorithm in the framework of Algorithm 2 or 3 with Algorithm 6 for comparison between two candidates.

Theorem A.4. *Assuming $\bar{s} \leq d/2$, for any $(\beta, \Sigma, \sigma^2) \in \mathcal{M} := \mathcal{M}(\Theta, \Omega, \sigma^2)$, let $S_* = \text{supp}(\beta)$ and $|S_*| = s \leq \bar{s}$. Given n i.i.d. samples from $P_{\beta, \Sigma, \sigma^2}$, apply Algorithm 2 or 3 with COMPARE replaced by Algorithm 6, $\mathcal{T}_{d,s}$ replaced by $\mathcal{T}_d^{\bar{s}}$, and choice $\tau = \frac{1}{4} \bar{\Delta}(\mathcal{M}) \times \sigma^2$. Let the output be \hat{S} , if the sample size satisfies*

$$n - \bar{s} \gtrsim \max \left\{ \frac{\log(d) + \log(1/\delta)}{\bar{\Delta}(\mathcal{M})}, \log \binom{d}{\bar{s}} + \log(1/\delta) \right\},$$

then $\mathbb{P}_{\beta, \Sigma, \sigma^2}(\hat{S} = S_*) \geq 1 - \delta$.

The proof of Theorem A.4 is in Appendix D.3.

A.6 Unknown β_{\min}

We have assumed throughout that the constraints on β , encoded by Θ , are known. This primarily involves two parameters: The sparsity level s and the beta-min threshold β_{\min} . We have already discussed in Appendix A.5 how to extend our results to the case of unknown sparsity. Here, we briefly discuss the case of unknown β_{\min} . When β_{\min} is unknown, we must choose a surrogate value $\tilde{\beta}_{\min}$ to plug into the input space $\tilde{\Theta} := \Theta_{d,s}(\tilde{\beta}_{\min})$. In practice, when there is not particular guidance on the choice of $\tilde{\beta}_{\min}$, the experiments in Section K.2 indicates that a smaller value of $\tilde{\beta}_{\min}$ is conservative but safe.

For the theoretical purpose, $\tilde{\beta}_{\min}$ can be tuned from the data alone. Our approach is inspired by Proposition 4.2 of Ndaoud and Tsybakov (2020). For example, consider the bipartite DAG model with constrained support \mathcal{M}_B , suppose our sample size satisfies the condition

$$n - s \gtrsim \max \left\{ \frac{\log(d - s) + \log(1/\delta)}{\beta_{\min}^2 \sigma_{\min}^2 / \sigma^2}, \log \binom{d - s}{s} + \log(1/\delta) \right\}.$$

Using this, it is not hard to show that the choice

$$\tilde{\beta}_{\min}^2 \asymp \frac{\log(d - s) + \log(1/\delta)}{(n - s) \sigma_{\min}^2 / \sigma^2}.$$

ensures $\beta_{\min} \geq \tilde{\beta}_{\min}$. Thus $\Theta_{d,s}(\tilde{\beta}_{\min}) \supseteq \Theta_{d,s}(\beta_{\min})$. For the analysis of the error probability, running Full kIBSS with $\Theta_{d,s}(\tilde{\beta}_{\min})$ instead of $\Theta_{d,s}(\beta_{\min})$ is equivalent to having a smaller signal $\Delta \geq \frac{1}{2} \tilde{\beta}_{\min}^2 \sigma_{\min}^2 / \sigma^2$ compared to Lemma 4.2. Thus, in the proof of Theorem 3.1,

$$\mathbb{P}(\hat{S} \neq S_*) \leq \max_r \exp \left(5 \log \binom{d - s}{r} - C_0 (n - s) \min \left(\frac{1}{2} r \tilde{\beta}_{\min}^2 \sigma_{\min}^2 / \sigma^2, 1 \right) \right).$$

For any $r \in [s]$, if $\min \left(\frac{1}{2} r \tilde{\beta}_{\min}^2 \sigma_{\min}^2 / \sigma^2, 1 \right) = 1$, the analysis does not depend on choice of $\tilde{\beta}_{\min}$. Other-

wise, suppose $\tilde{\beta}_{\min}^2 = \tilde{C} \frac{\log(d-s) + \log(1/\delta)}{(n-s)\sigma_{\min}^2/\sigma^2}$ for large enough $\tilde{C} \geq 20/C_0$, then

$$\begin{aligned} & \exp\left(5 \log\binom{d-s}{r} - \frac{C_0}{2}(n-s)r\tilde{\beta}_{\min}^2\sigma_{\min}^2/\sigma^2\right) \\ & \leq \exp\left(10r \log(d-s) - \frac{C_0}{2}r\tilde{C}(\log(d-s) + \log(1/\delta))\right) \\ & \leq \exp\left(\left(10 - \frac{C_0\tilde{C}}{2}\right)r \log(d-s) - \frac{C_0\tilde{C}}{2} \log(1/\delta)\right) \\ & \leq \exp\left(-\log(1/\delta)\right) = \delta. \end{aligned}$$

In addition, the requirement for knowledge of σ_{\min}^2 and σ^2 can be relaxed to be estimated with sample splitting. Specifically, suppose we dataset $\mathcal{D} = \mathcal{D}_1 \cup \mathcal{D}_2 \cup \mathcal{D}_3$ with evenly $3n$ many data points. Let $\hat{\sigma}_{\min}^2 = \min_k \frac{1}{n} \sum_{i \in \mathcal{D}_1} X_{ik}^2$ be the minimum marginal sample variance, which is consistent for this particular bipartite graph model with equal noise variance; and $\hat{\sigma}^2 = \frac{1}{n} \sum_{i \in \mathcal{D}_2} (Y_i - X_i^\top \hat{\beta})^2$ where $\hat{\beta}$ estimated using some sparse regression such that $\hat{\sigma}^2$ is consistent. Then we perform kBSS over \mathcal{D}_3 to avoid dependence.

A.7 Beyond Gaussian design

To avoid technical complications, we have assumed Gaussian design and noise in (1). Under Gaussianity, the residual variance, which is the main object to deal with in the proofs, is conditionally subject to a χ^2 distribution, e.g. (46), for which we can apply concentration bounds as in Lemma H.2. Extended to the non-Gaussian setting, one can still derive similar results by resorting to concentration inequalities of sample (co)variance of (uncorrelated) random variables, e.g. sub-Gaussian with Bernstein type bounds. The main modification to the setup and proof will be as follows. Consider i.i.d. sub-Gaussian random vectors X and sub-Gaussian noise variable ϵ , and X is independent of ϵ (cf. (1)). Our main results rely on Lemma 3.2, which is further proved by Lemma D.1, D.3 and D.4. For Lemma D.1, the same arguments apply for sub-Gaussian covariance matrix estimation. For Lemma D.3 and D.4, we use Hanson-Wright inequality (Rudelson and Vershynin, 2013) for norm of projected sub-Gaussian random vectors (e.g. $\|\Pi_T^\perp \epsilon\|^2$) instead of Lemma H.2 for concentration of χ^2 distribution.

B Optimality of BSS for general design

For completeness, in this appendix we show BSS is optimal for linear models under general design with both known and unknown sparsity. Although some of these results are either published (e.g. Wainwright, 2009a; Shen et al., 2012, 2013) or folklore, we collect and integrate them here for the interested reader.

B.1 General design with known sparsity

We start with known sparsity. In addition, we not only require Σ to be positive definite, but also assume the minimum eigenvalue of conditional covariance matrix is bounded below:

$$\Omega_{d,s}(\omega) := \{\Sigma \in \mathbb{S}_{++}^d : \min_{S,T \in \mathcal{T}_{d,s}} \lambda_{\min}(\Sigma_{S \setminus T | T}) \geq \omega > 0\}.$$

Therefore, for any two distinct supports S and T , the corresponding variables cannot fully explain each other. This definition is taken from Wainwright (2009a). Then we formally consider the following linear

model under general design.

$$\mathcal{M}_{d,s}(\beta_{\min}, \omega, \sigma^2) := \left\{ (\beta, \Sigma, \sigma^2) : \beta \in \Theta_{d,s}(\beta_{\min}), \Sigma \in \Omega_{d,s}(\omega) \right\}. \quad (41)$$

Recall that BSS is defined by $\widehat{S}^{\text{BSS}} := \arg \min_{S \in \mathcal{T}_{d,s}} \|\Pi_{S^\perp}^\perp Y\|^2$. The upper bound of BSS is already derived and the proof, which is presented in Appendix C.1 for completeness, is a small modification of the argument in [Wainwright \(2009a\)](#). We emphasize the idea behind the proof is the signal to distinguish two candidates S and T is actually proportional to $|S \setminus T|$. This means when S and T differ a lot, it is easier to tell them apart. At the same time, the total number of alternatives T to S also grows with their difference $|S \setminus T|$. Therefore, these two effects cancel each other, leading to the desired sample complexity. This idea motivates the introduction and study of the proportional property (16).

Theorem B.1. *Assuming $s \leq d/2$, for any linear model $\mathcal{M} := \mathcal{M}(\Theta, \Omega, \sigma^2)$, recall the definition in (12),*

$$\Delta_1(\mathcal{M}) := \min_{(\beta, \Sigma, \sigma^2) \in \mathcal{M}} \min_{T \in \mathcal{T}_{d,s} \setminus \{S_*\}} \frac{1}{|S_* \setminus T|} \Delta_1(S_*, T).$$

For any $(\beta, \Sigma, \sigma^2) \in \mathcal{M}$, let $S_* = \text{supp}(\beta)$, given n i.i.d. samples from $P_{\beta, \Sigma, \sigma^2}$. If the sample size

$$\begin{aligned} n - s &\gtrsim \max_{\ell \in [s]} \frac{\log \binom{d-s}{\ell} + \log(1/\delta)}{(\ell \Delta_1(\mathcal{M})) \wedge 1} \\ &\asymp \max \left\{ \frac{\log(d-s) + \log(1/\delta)}{\Delta_1(\mathcal{M})}, \log \binom{d-s}{s} + \log(1/\delta) \right\}, \end{aligned}$$

then $\mathbb{P}_{\beta, \Sigma, \sigma^2}(\widehat{S}^{\text{BSS}} = S_*) \geq 1 - \delta$.

By applying Theorem B.1 to $\mathcal{M}_{d,s}(\beta_{\min}, \omega, \sigma^2)$, we obtain an upper bound on the sample complexity for this model:

Theorem B.2 ([Wainwright, 2009a](#), Theorem 1). *Assuming $s \leq d/2$, for any $(\beta, \Sigma, \sigma^2) \in \mathcal{M}_{d,s}(\beta_{\min}, \omega, \sigma^2)$, let $S_* = \text{supp}(\beta)$, given n i.i.d. samples from $P_{\beta, \Sigma, \sigma^2}$. If the sample size*

$$\begin{aligned} n - s &\gtrsim \max_{\ell \in [s]} \frac{\log \binom{d-s}{\ell} + \log(1/\delta)}{(\ell \beta_{\min}^2 \omega / \sigma^2) \wedge 1} \\ &\asymp \max \left\{ \frac{\log(d-s) + \log(1/\delta)}{\beta_{\min}^2 \omega / \sigma^2}, \log \binom{d-s}{s} + \log(1/\delta) \right\}, \end{aligned}$$

then $\mathbb{P}_{\beta, \Sigma, \sigma^2}(\widehat{S}^{\text{BSS}} = S_*) \geq 1 - \delta$.

Proof. The proof is given by the following chain of inequalities: For any $(\beta, \Sigma, \sigma^2) \in \mathcal{M}_{d,s}(\beta_{\min}, \omega, \sigma^2)$ and any $T \in \mathcal{T}_{d,s} \setminus \{S_*\}$,

$$\begin{aligned} \Delta_1(S_*, T) &= \frac{\beta_{S_* \setminus T}^\top \Sigma_{S_* \setminus T | T} \beta_{S_* \setminus T}}{\sigma^2} \\ &\geq \frac{\|\beta_{S_* \setminus T}\|^2 \lambda_{\min}(\Sigma_{S_* \setminus T | T})}{\sigma^2} \\ &\geq |S_* \setminus T| \beta_{\min}^2 \lambda_{\min}(\Sigma_{S_* \setminus T | T}) / \sigma^2 \\ &\geq |S_* \setminus T| \beta_{\min}^2 \omega / \sigma^2. \end{aligned}$$

Then we have

$$\Delta_1(\mathcal{M}_{d,s}(\beta_{\min}, \omega, \sigma^2)) \geq \beta_{\min}^2 \omega / \sigma^2. \quad \square$$

Theorem B.2 establishes the upper bound $\frac{\log(d-s)}{\beta_{\min}^2 \omega / \sigma^2} + \log \binom{d-s}{s}$ for support recovery under general design. Compared to Theorem 3.1 and Corollary E.2 for constrained graphical model, the only difference is the signal term $\beta_{\min}^2 \omega / \sigma^2$, which is smaller in general.

Now we switch gears to obtain a lower bound for the risk over $\mathcal{M}_{d,s}(\beta_{\min}, \omega, \sigma^2)$. The lower bound provided in Theorem 2 of Wainwright (2009a) is

$$n \gtrsim \max \left\{ \frac{\log \binom{d}{s}}{\omega_{bu} \beta_{\min}^2 / \sigma^2}, \frac{\log(d-s)}{\omega_{ave} \beta_{\min}^2 / \sigma^2} \right\},$$

where

$$\begin{aligned} \omega_{bu} &:= \mathbb{E}_S \left[\min_{z_S \in \mathbb{R}^s, |z_j| \geq 1 \ \forall j} z_S^\top \Sigma_{SS} z_S \right] \\ \omega_{ave} &:= \mathbb{E}_S \left[\min_{t \in S} \min_{z_u: u \in \{t\} \cup S^c, |z_u| \geq 1/\sqrt{2}} \sum_{u,v \in \{t\} \cup S^c} (\Sigma_{uu} z_u^2 + \Sigma_{vv} z_v^2 - 2\Sigma_{uv} z_u z_v) \right]. \end{aligned}$$

However, this lower bound is derived using different set of parameters ω_{bu} and ω_{ave} , which do not exactly match the upper bound in Theorem B.2. This is mainly because $\omega_{ave} \geq \omega$ in general. For the special case under standard design $\Sigma = I_d$, we have $\omega_{ave} = \omega = 1$ and $\omega_{bu} = s$. Here we want to derive a lower bound that explicitly matches the upper bound with the same set of parameters, i.e. β_{\min} , σ^2 , and ω .

The first lower bound construction is used to characterize the dependence on ω , which is the variance that cannot be explained by variables outside of S_* . The construction is built upon a equi-correlation matrix where any pair of variables are equally correlated with correlation specified by ω , i.e. a rank one perturbation of identity matrix. This example is widely used in existing work, and in this construction, $\omega_{ave} = \omega$. Then we consider s many ensembles by fixing this choice of Σ and enumerating all possible candidate supports, and then combining everything into one final lower bound. The proof is in Appendix C.2.

Theorem B.3. *Assuming $\omega < 1$, given n i.i.d. samples from $P_{\beta, \Sigma, \sigma^2}$ with $(\beta, \Sigma, \sigma^2) \in \mathcal{M}_{d,s}(\beta_{\min}, \omega, \sigma^2)$. If the sample size is bounded as*

$$\begin{aligned} n &\leq \frac{1-2\delta}{2} \times \max_{\ell \in [s]} \frac{\log \binom{d-s}{\ell}}{\ell \beta_{\min}^2 \omega / \sigma^2} \\ &\asymp \frac{1-2\delta}{2} \times \frac{\log(d-s)}{\beta_{\min}^2 \omega / \sigma^2}, \end{aligned}$$

then for any estimator \hat{S} for $S_* = \text{supp}(\beta)$,

$$\inf_{\hat{S}} \sup_{(\beta, \Sigma, \sigma^2) \in \mathcal{M}_{d,s}(\beta_{\min}, \omega, \sigma^2)} \mathbb{P}_{\beta, \Sigma, \sigma^2}(\hat{S} \neq S_*) \geq \delta - \frac{\log 2}{\log \binom{d-s}{s}}$$

We present Theorem 1 of (Wang et al., 2010b) in Theorem B.4 to match the second term in the upper bound Theorem B.2 that only depends on dimension parameters. We will assume $\beta_{\min}^2 / \sigma^2$ is bounded by some constant, but it should be presumably small. The construction in (Wang et al., 2010b) fixes standard design $\Sigma = I_d$ and $\beta_{S_*} = \beta_{\min} \mathbf{1}_s$, then considers the ensemble of all possible supports $\mathcal{T}_{d,s}$. The analysis further relies on the fact that the differential entropy of a continuous random variable is maximized by a Gaussian distribution with matched variance. The standard design considered in Theorem B.4 is a special case of general design of $\mathcal{M}_{d,s}(\beta_{\min}, \omega, \sigma^2)$, thus combined with Theorem B.3, we conclude BSS is optimal for support recovery problem under general design. As we will discuss in Appendix G, the lower bound construction tuple (β, I_d, σ^2) actually also works for the constrained bipartite

graphical model \mathcal{M}_B , general bipartite graphical model $\overline{\mathcal{M}}_B$, and unknown sparsity $\mathcal{M}_d^{\bar{s}}(\beta_{\min}, \omega, \sigma^2)$ in Appendix B.3.

Theorem B.4 (Wang et al., 2010b, Theorem 1). *Given n i.i.d. samples from $P_{\beta, \Sigma, \sigma^2}$ with $\beta \in \Theta_{d,s}(\beta_{\min}), \Sigma = I_d$. If the sample size is bounded as*

$$n \leq 2(1 - \delta) \times \frac{\log \binom{d}{s} - 1}{\log(1 + s\beta_{\min}^2/\sigma^2)},$$

then for any estimator \widehat{S} for $S_* = \text{supp}(\beta)$,

$$\inf_{\widehat{S}} \sup_{\beta \in \Theta_{d,s}(\beta_{\min})} \mathbb{P}_{\beta, I_d, \sigma^2}(\widehat{S} \neq S_*) \geq \delta.$$

B.2 Application on standard design

We can apply the results derived in previous section to the standard design setting, i.e. Σ is fixed to be I_d . Formally, consider

$$\mathcal{M}_{d,s}^I(\beta_{\min}, \sigma^2) := \left\{ (\beta, \Sigma, \sigma^2) : \beta \in \Theta_{d,s}(\beta_{\min}), \Sigma = I_d \right\}. \quad (42)$$

Corollary B.5. *Consider the linear model with standard design and beta-min condition defined in (42), then the optimal sample complexity on support recovery for this linear model is*

$$\frac{\log(d-s)}{\beta_{\min}^2/\sigma^2} \vee \log \binom{d-s}{s},$$

which is achieved by both BSS and klBSS.

Proof. Note that in this case, we have

$$\min_{S, T \in \mathcal{T}_{d,s}} \lambda_{\min}(\Sigma_{S \setminus T | T}) = 1.$$

Therefore, $\mathcal{M}_{d,s}^I(\beta_{\min}, \sigma^2) \subset \mathcal{M}_{d,s}(\beta_{\min}, 1, \sigma^2)$. We can plug in $\omega = 1$ in Theorem B.2 to get sample complexity upper bound for BSS for $\mathcal{M}_{d,s}^I(\beta_{\min}, \sigma^2)$ is

$$\frac{\log(d-s)}{\beta_{\min}^2/\sigma^2} \vee \log \binom{d-s}{s}.$$

Furthermore, write $\mathcal{M} := \mathcal{M}_{d,s}^I(\beta_{\min}, \sigma^2)$, then by definitions in (11) and (12), we have $\Delta(\mathcal{M}) \geq \Delta_1(\mathcal{M}) = \beta_{\min}^2/\sigma^2$. Plugging into Theorem 3.1, we have klBSS enjoys the same complexity as BSS.

Finally, the constructions in Theorem B.3 and B.4 fall into $\mathcal{M}_{d,s}^I(\beta_{\min}, \sigma^2)$, the lower bounds apply, which completes the proof. \square

B.3 General design with unknown sparsity

Having concluded the optimality of BSS in the known sparsity setup, we now extend this result to the setting where s is unknown but has a known upper bound \bar{s} . Let

$$\Theta_d^{\bar{s}}(\beta_{\min}) := \left\{ \beta \in \mathbb{R}^d : \|\beta\|_0 \leq \bar{s}, \min_{j \in \text{supp}(\beta)} |\beta_j| \geq \beta_{\min} \right\}$$

$$\Omega_d^{\bar{s}}(\omega) := \left\{ \Sigma \in \mathbf{S}_{++}^d : \min_{S, T \in \mathcal{T}_d^{\bar{s}}} \lambda_{\min}(\Sigma_{S \setminus T | T}) \geq \omega > 0 \right\}.$$

Then the linear model with unknown sparsity is defined as

$$\mathcal{M}_d^{\bar{s}}(\beta_{\min}, \omega, \sigma^2) := \left\{ (\beta, \Sigma, \sigma^2) : \beta \in \Theta_d^{\bar{s}}(\beta_{\min}), \Sigma \in \Omega_d^{\bar{s}}(\omega) \right\}. \quad (43)$$

The minimax estimator is achieved by modifying BSS with an additive penalty depending on the parameters of the model and dimensionality to help us target the correct S_* . The finite sample analysis in this section is new to the best of our knowledge.

Given a tuning parameter τ , we define an estimator BSSu (where ‘‘u’’ stands for ‘‘unknown’’) by:

$$\hat{S}^{\text{BSSu}} = \arg \min_{S \in \mathcal{T}_d^{\bar{s}}} \frac{\|\Pi_S^\perp Y\|^2}{n - |S|} + |S|\tau. \quad (44)$$

The first term is residual variance, which is the objective of BSS, and the second term is penalty depending on the parameters of the model. The estimator essentially conducts \bar{s} many BSS, then compares the winners with a penalty proportional to the dimensionality. The idea of Algorithm 6 is also based on BSSu. Analysis of BSSu leads to the following upper bound:

Theorem B.6. *Assuming $\bar{s} \leq d/2$, for any $(\beta, \Sigma, \sigma^2) \in \mathcal{M}_d^{\bar{s}}(\beta_{\min}, \omega, \sigma^2)$, let $S_* = \text{supp}(\beta)$, given n i.i.d. samples from $P_{\beta, \Sigma, \sigma^2}$, choose $\tau = \frac{1}{4}\omega\beta_{\min}^2$, if the sample size*

$$n - \bar{s} \gtrsim \max \left\{ \frac{\log d + \log(1/\delta)}{\beta_{\min}^2 \omega / \sigma^2}, \log \left(\frac{d}{\bar{s}} \right) + \log(1/\delta) \right\},$$

then $\mathbb{P}_{\beta, \Sigma, \sigma^2}(\hat{S}^{\text{BSSu}} = S_*) \geq 1 - \delta$.

Since the support space expands from $\mathcal{T}_{d,s}$ to $\mathcal{T}_d^{\bar{s}}$, the upper bound has dependence on \bar{s} . Implicitly, ω in this setting should be considered smaller because given a fixed ω , the covariance matrix spaces have a nested relationship $\Omega_d^{\bar{s}}(\omega) \subseteq \Omega_{d,s}(\omega)$. The proof of Theorem B.6 can be found in Appendix C.3.

Since the known sparsity setting is a special case of unknown sparsity, the lower bound constructions still work with small modifications. Based on the proof of Theorem B.3, we observe that it suffices to have the ensemble whose instances differ in only one entry of the support. Here we show the equi-correlation Σ with the correlation specified by ω satisfies the requirement for $\Omega_d^{\bar{s}}(\omega)$. Then we consider an ensemble of supports with size one $s = 1$.

Theorem B.7. *Assuming $\omega < 1$, given n i.i.d. samples from $P_{\beta, \Sigma, \sigma^2}$ with $(\beta, \Sigma, \sigma^2) \in \mathcal{M}_d^{\bar{s}}(\beta_{\min}, \omega, \sigma^2)$. If the sample size is bounded as*

$$n \leq (1 - 2\delta) \times \frac{\log d}{\beta_{\min}^2 \omega / \sigma^2},$$

then for any estimator \hat{S} for $S_* = \text{supp}(\beta)$,

$$\inf_{\hat{S}} \sup_{P \in \mathcal{M}_d^{\bar{s}}(\beta_{\min}, \omega, \sigma^2)} \mathbb{P}_{\beta, \Sigma, \sigma^2}(\hat{S} \neq S_*) \geq \delta - \frac{\log 2}{\log d}$$

The proof of Theorem B.7 is in Appendix C.4. We want to emphasize that the lower bound construction in Theorem B.4 also works for unknown sparsity setting by simply changing s to \bar{s} as discussed in Appendix G. Therefore, we conclude BSSu is optimal for support recovery in $\mathcal{M}_d^{\bar{s}}(\beta_{\min}, \omega, \sigma^2)$.

C Proofs for BSS (Appendix B)

C.1 Proof of Theorem B.1

Theorem. Assuming $s \leq d/2$, for any linear model $\mathcal{M} := \mathcal{M}(\Theta, \Omega, \sigma^2)$, recall the definition in (12),

$$\Delta_1(\mathcal{M}) := \min_{(\beta, \Sigma, \sigma^2) \in \mathcal{M}} \min_{T \in \mathcal{T}_{d,s} \setminus \{S_*\}} \frac{1}{|S_* \setminus T|} \Delta_1(S_*, T).$$

For any $(\beta, \Sigma, \sigma^2) \in \mathcal{M}$, let $S_* = \text{supp}(\beta)$, given n i.i.d. samples from $P_{\beta, \Sigma, \sigma^2}$. If the sample size

$$\begin{aligned} n - s &\gtrsim \max_{\ell \in [s]} \frac{\log \binom{d-s}{\ell} + \log(1/\delta)}{(\ell \Delta_1(\mathcal{M})) \wedge 1} \\ &\asymp \max \left\{ \frac{\log(d-s) + \log(1/\delta)}{\Delta_1(\mathcal{M})}, \log \binom{d-s}{s} + \log(1/\delta) \right\}, \end{aligned}$$

then $\mathbb{P}_{\beta, \Sigma, \sigma^2}(\widehat{S}^{\text{BSS}} = S_*) \geq 1 - \delta$.

Proof. It is easy to see that the estimator succeeds when $\|\Pi_{S_*}^\perp Y\|^2$ is the smallest, i.e.

$$\begin{aligned} \mathbb{P}(\widehat{S}^{\text{BSS}} \neq S_*) &= \mathbb{P} \left[\bigcup_{T \in \mathcal{T}_{d,s} \setminus \{S_*\}} \left\{ \|\Pi_T^\perp Y\|^2 - \|\Pi_{S_*}^\perp Y\|^2 < 0 \right\} \right] \\ &\leq \sum_{\ell=1}^s \sum_{\substack{T \in \mathcal{T}_{d,s} \setminus \{S_*\} \\ |T| = \ell}} \mathbb{P} \left[\|\Pi_T^\perp Y\|^2 - \|\Pi_{S_*}^\perp Y\|^2 < 0 \right]. \end{aligned}$$

Now we introduce a deviation bound for the error probability, whose proof can be found below. For any $S, T \in \mathcal{T}_{d,s}$, recall that $\Delta_1(S, T) = \beta_{S \setminus T}^\top \Sigma_{S \setminus T | T} \beta_{S \setminus T} / \sigma^2$. Then if $|S_* \setminus T| = \ell$, it is easy to see that $\Delta_1(S_*, T) \geq \ell \Delta_1(\mathcal{M})$.

Lemma C.1. If $n - s \geq \frac{32}{\Delta_1(\mathcal{M})}$, then for any $T \in \mathcal{T}_{d,s} \setminus S_*$,

$$\mathbb{P} \left[\|\Pi_T^\perp Y\|^2 - \|\Pi_{S_*}^\perp Y\|^2 < 0 \right] \leq 5 \exp \left(- (n - s) \frac{\min(\Delta_1(S_*, T), 1)}{1024} \right).$$

Applying Lemma C.1, we have

$$\begin{aligned} \mathbb{P}(\widehat{S}^{\text{BSS}} \neq S_*) &\leq \sum_{\ell=1}^s \sum_{\substack{T \in \mathcal{T}_{d,s} \setminus \{S_*\} \\ |S_* \setminus T| = \ell}} \mathbb{P} \left[\|\Pi_T^\perp Y\|^2 - \|\Pi_{S_*}^\perp Y\|^2 < 0 \right] \\ &\leq \sum_{\ell=1}^s \sum_{\substack{T \in \mathcal{T}_{d,s} \setminus \{S_*\} \\ |S_* \setminus T| = \ell}} 5 \exp \left(- (n - s) \frac{\min(\Delta_1(S_*, T), 1)}{1024} \right) \\ &\leq \max_{\ell} s \times \binom{s}{\ell} \binom{d-s}{\ell} \times 5 \exp \left(- (n - s) \frac{\min(\ell \Delta_1(\mathcal{M}), 1)}{1024} \right). \end{aligned}$$

Since $s \leq d/2$, $\binom{s}{\ell} \leq \binom{d-s}{\ell}$ and

$$\log 5s \leq \max_{\ell} \log 5 \binom{s}{\ell} \leq \max_{\ell} 2 \log \binom{s}{\ell}.$$

Therefore, the error probability

$$\begin{aligned}\mathbb{P}(\widehat{S}^{\text{BSS}} \neq S_*) &\leq \max_{\ell} \exp\left(\log 5s + \log \binom{s}{\ell} + \log \binom{d-s}{\ell} - (n-s) \frac{\min(\ell \Delta_1(\mathcal{M}), 1)}{1024}\right) \\ &\leq \max_{\ell} \exp\left(4 \log \binom{d-s}{\ell} - (n-s) \frac{\min(\ell \Delta_1(\mathcal{M}), 1)}{1024}\right).\end{aligned}$$

Setting the RHS to be smaller than δ for all $\ell \in [s]$, we have desired sample complexity. \square

Proof of Lemma C.1.

$$\begin{aligned}\mathbb{P}\left(\|\Pi_T^\perp Y\|^2 - \|\Pi_{S_*}^\perp Y\|^2 < 0\right) &= \mathbb{P}\left(\frac{\|\Pi_T^\perp Y\|^2 - \|\Pi_{S_*}^\perp Y\|^2}{(n-s)\sigma^2} < 0\right) \\ &\leq \mathbb{P}\left(\frac{\|\Pi_T^\perp Y\|^2 - \|\Pi_{S_*}^\perp Y\|^2}{(n-s)\sigma^2} \leq \Delta_1(S_*, T)/4\right) \\ &\leq \mathbb{P}\left(\frac{|\|\Pi_T^\perp Y\|^2 - \|\Pi_T^\perp \epsilon\|^2|}{(n-s)\sigma^2} \leq \Delta_1(S_*, T)/2\right) \\ &\quad + \mathbb{P}\left(\frac{|\|\Pi_T^\perp \epsilon\|^2 - \|\Pi_{S_*}^\perp \epsilon\|^2|}{(n-s)\sigma^2} \geq \Delta_1(S_*, T)/4\right).\end{aligned}$$

We bound these two terms separately using the lemmas below.

Lemma C.2. *If $n-s \geq \frac{32}{\Delta_1(\mathcal{M})}$, then*

$$\mathbb{P}\left(\frac{|\|\Pi_T^\perp \epsilon\|^2 - \|\Pi_{S_*}^\perp \epsilon\|^2|}{(n-s)\sigma^2} \geq \Delta_1(S_*, T)/4\right) \leq 2 \exp\left(- (n-s) \frac{\Delta_1(S_*, T)}{32}\right).$$

Lemma C.3.

$$\begin{aligned}\mathbb{P}\left(\frac{|\|\Pi_T^\perp Y\|^2 - \|\Pi_T^\perp \epsilon\|^2|}{(n-s)\sigma^2} \leq \Delta_1(S_*, T)/2\right) &\leq 2 \exp\left(- (n-s) \frac{\min(\Delta_1(S_*, T), \sqrt{\Delta_1(S_*, T)})}{1024}\right) \\ &\quad + \exp\left(- (n-s)/256\right).\end{aligned}$$

Combining Lemma C.2 and C.3, we complete the proof. \square

Proof of Lemma C.2.

$$\begin{aligned}\|\Pi_T^\perp \epsilon\|^2/\sigma^2 - \|\Pi_{S_*}^\perp \epsilon\|^2/\sigma^2 &= \epsilon^\top \left((I_n - X_T(X_T^\top X_T)^{-1} X_T) - (I_n - X_{S_*}(X_{S_*}^\top X_{S_*})^{-1} X_{S_*}) \right) \epsilon/\sigma^2 \\ &= \epsilon^\top \left(X_{S_*}(X_{S_*}^\top X_{S_*})^{-1} X_{S_*} - X_T(X_T^\top X_T)^{-1} X_T \right) \epsilon/\sigma^2 \\ &= \|(\Pi_{S_*} - \Pi_{S_* \cap T})\epsilon\|^2/\sigma^2 - \|(\Pi_T - \Pi_{S_* \cap T})\epsilon\|^2/\sigma^2 \\ &= Z - \tilde{Z},\end{aligned}$$

where $Z, \tilde{Z} \sim \chi_\ell^2$ given X_T and X_{S_*} because both $\Pi_{S_*} - \Pi_{S_* \cap T}$ and $\Pi_T - \Pi_{S_* \cap T}$ are projection matrix

with trace equal to $|S_* \setminus T| = |T \setminus S_*| = \ell$. Therefore,

$$\begin{aligned}
\mathbb{P}\left(\frac{|\|\Pi_T^\perp \epsilon\|^2 - \|\Pi_{S_*}^\perp \epsilon\|^2|}{(n-s)\sigma^2} \geq \Delta_1(S_*, T)/4\right) &= \mathbb{P}\left(\frac{|Z - \tilde{Z}|}{(n-s)} \geq \Delta_1(S_*, T)/4\right) \\
&\leq \mathbb{P}\left(\frac{|Z - \ell|}{\ell} \geq \frac{(n-s)\Delta_1(S_*, T)}{8\ell}\right) \\
&\quad + \mathbb{P}\left(\frac{|\tilde{Z} - \ell|}{\ell} \geq \frac{(n-s)\Delta_1(S_*, T)}{8\ell}\right) \\
&= 2\mathbb{P}\left(\frac{|Z - \ell|}{\ell} \geq \frac{(n-s)\Delta_1(S_*, T)}{8\ell}\right) \\
&\leq 2 \exp\left(- (n-s) \frac{\Delta_1(S_*, T)}{32}\right).
\end{aligned}$$

We apply Lemma H.2 for the last inequality since $n-s \geq \frac{32}{\Delta_1(\mathcal{M})} = \frac{32\ell}{\ell\Delta_1(\mathcal{M})} \geq \frac{32}{\Delta_1(S_*, T)}$. \square

Proof of Lemma C.3. We can decompose the Gaussian variables

$$X_{S_* \setminus T} = X_T(\Sigma_{TT})^{-1}\Sigma_{T(S_* \setminus T)} + E_{S_* \setminus T},$$

where each row of $E_{S_* \setminus T}$ is i.i.d. from $\mathcal{N}(0, \Sigma_{S_* \setminus T|T})$ and $E_{S_* \setminus T} \perp\!\!\!\perp X_T$. Thus

$$\begin{aligned}
\Pi_T^\perp Y &= \Pi_T^\perp (X_{S_*} \beta_{S_*} + \epsilon) \\
&= \Pi_T^\perp (X_{S_* \cap T} \beta_{S_* \cap T} + X_{S_* \setminus T} \beta_{S_* \setminus T} + \epsilon) \\
&= \Pi_T^\perp (X_{S_* \setminus T} \beta_{S_* \setminus T} + \epsilon) \\
&= \Pi_T^\perp \left((X_T(\Sigma_{TT})^{-1}\Sigma_{T(S_* \setminus T)} + E_{S_* \setminus T}) \beta_{S_* \setminus T} + \epsilon \right) \\
&= \Pi_T^\perp (E_{S_* \setminus T} \beta_{S_* \setminus T} + \epsilon),
\end{aligned}$$

where $E_{S_* \setminus T} \beta_{S_* \setminus T}$ is a vector and each entry is i.i.d. from $\mathcal{N}(0, \Delta_1(S_*, T)\sigma^2)$. Therefore,

$$\begin{aligned}
\|\Pi_T^\perp Y\|^2 - \|\Pi_T^\perp \epsilon\|^2 &= \|\Pi_T^\perp E_{S_* \setminus T} \beta_{S_* \setminus T}\|^2 + 2\langle \Pi_T^\perp E_{S_* \setminus T} \beta_{S_* \setminus T}, \epsilon \rangle \\
&= \sigma^2 \Delta_1(S_*, T) \|\Pi_T^\perp U\|^2 + 2\sigma^2 \sqrt{\Delta_1(S_*, T)} \langle \Pi_T^\perp U, \Pi_T^\perp U_\epsilon \rangle,
\end{aligned}$$

where $U, U_\epsilon \sim \mathcal{N}(0, I_n)$ and $U \perp\!\!\!\perp U_\epsilon$. Then

$$\begin{aligned}
\mathbb{P}\left(\frac{|\|\Pi_T^\perp Y\|^2 - \|\Pi_T^\perp \epsilon\|^2|}{(n-s)\sigma^2} \leq \Delta_1(S_*, T)/2\right) &\leq \mathbb{P}\left(\frac{\sigma^2 \Delta_1(S_*, T) \|\Pi_T^\perp U\|^2}{\sigma^2(n-s)} \leq \frac{3}{4} \Delta_1(S_*, T)\right) \\
&\quad + \mathbb{P}\left(\frac{2\sigma^2 \sqrt{\Delta_1(S_*, T)} \langle \Pi_T^\perp U, \Pi_T^\perp U_\epsilon \rangle}{\sigma^2(n-s)} \leq -\frac{1}{4} \Delta_1(S_*, T)\right).
\end{aligned}$$

For the first term, apply Lemma H.2,

$$\begin{aligned}
\mathbb{P}\left(\frac{\sigma^2 \Delta_1(S_*, T) \|\Pi_T^\perp U\|^2}{\sigma^2(n-s)} \leq \frac{3}{4} \Delta_1(S_*, T)\right) &= \mathbb{P}\left(\frac{\chi_{n-s}^2}{n-s} \leq \frac{3}{4}\right) \\
&= \mathbb{P}\left(\frac{\chi_{n-s}^2}{n-s} - 1 \leq -\frac{1}{4}\right) \\
&\leq \exp(-(n-s)/256).
\end{aligned}$$

For the second term, since

$$\begin{aligned} 2\langle \Pi_T^\perp U, \Pi_T^\perp U_\epsilon \rangle &= \frac{1}{2} \left(\|\Pi_T^\perp (U + U_\epsilon)\|^2 - \|\Pi_T^\perp (U - U_\epsilon)\|^2 \right) \\ &= \|\Pi_T^\perp \frac{U + U_\epsilon}{\sqrt{2}}\|^2 - \|\Pi_T^\perp \frac{U - U_\epsilon}{\sqrt{2}}\|^2 \\ &= W - \tilde{W}, \end{aligned}$$

where $W, \tilde{W} \sim \chi_{n-s}^2$. Therefore, apply Lemma H.2,

$$\begin{aligned} \mathbb{P} \left(\frac{2\sigma^2 \sqrt{\Delta_1(S_*, T)} \langle \Pi_T^\perp U, \Pi_T^\perp U_\epsilon \rangle}{\sigma^2(n-s)} \leq -\frac{1}{4} \Delta_1(S_*, T) \right) \\ &= \mathbb{P} \left(\frac{W - \tilde{W}}{n-s} \leq -\frac{\sqrt{\Delta_1(S_*, T)}}{4} \right) \\ &\leq \mathbb{P} \left(\frac{|W - (n-s)|}{n-s} \geq \frac{\sqrt{\Delta_1(S_*, T)}}{8} \right) \\ &\quad + \mathbb{P} \left(\frac{|\tilde{W} - (n-s)|}{n-s} \geq \frac{\sqrt{\Delta_1(S_*, T)}}{8} \right) \\ &\leq 2 \exp \left(-(n-s) \frac{\min(\Delta_1(S_*, T), \sqrt{\Delta_1(S_*, T)})}{1024} \right). \quad \square \end{aligned}$$

C.2 Proof of Theorem B.3

Theorem. Assuming $\omega < 1$, given n i.i.d. samples from $P_{\beta, \Sigma, \sigma^2}$ with $(\beta, \Sigma, \sigma^2) \in \mathcal{M}_{d,s}(\beta_{\min}, \omega, \sigma^2)$. If the sample size is bounded as

$$\begin{aligned} n &\leq \frac{1-2\delta}{2} \times \max_{\ell \in [s]} \frac{\log \binom{d-s}{\ell}}{\ell \beta_{\min}^2 \omega / \sigma^2} \\ &\asymp \frac{1-2\delta}{2} \times \frac{\log(d-s)}{\beta_{\min}^2 \omega / \sigma^2}, \end{aligned}$$

then for any estimator \hat{S} for $S_* = \text{supp}(\beta)$,

$$\inf_{\hat{S}} \sup_{(\beta, \Sigma, \sigma^2) \in \mathcal{M}_{d,s}(\beta_{\min}, \omega, \sigma^2)} \mathbb{P}_{\beta, \Sigma, \sigma^2}(\hat{S} \neq S_*) \geq \delta - \frac{\log 2}{\log \binom{d-s}{s}}$$

Proof. Consider a covariance matrix of X :

$$\Sigma = (1-\rho)I_d + \rho \mathbf{1}_d \mathbf{1}_d^\top$$

where $\rho = 1 - \omega$. Then for any distinct $S, T \in \mathcal{T}_{d,s}$ with $|S \setminus T| = r$, we can calculate the conditional covariance matrix

$$\begin{aligned} \Sigma_{S \setminus T | T} &= \Sigma_{(S \setminus T)(S \setminus T)} - \Sigma_{(S \setminus T)T} \Sigma_{TT}^{-1} \Sigma_{T(S \setminus T)} \\ &= (1-\rho)I_r + \rho \mathbf{1}_r \mathbf{1}_r^\top - \rho \mathbf{1}_r \mathbf{1}_s^\top \times ((1-\rho)I_s + \rho \mathbf{1}_s \mathbf{1}_s^\top)^{-1} \times \rho \mathbf{1}_s \mathbf{1}_r^\top \\ &= (1-\rho)I_r + \rho \mathbf{1}_r \mathbf{1}_r^\top - \rho \mathbf{1}_r \mathbf{1}_s^\top \times \left(\frac{1}{1-\rho} \left(I_s - \frac{\rho}{1-\rho+s\rho} \mathbf{1}_s \mathbf{1}_s^\top \right) \right) \times \rho \mathbf{1}_s \mathbf{1}_r^\top \\ &= (1-\rho) \left(I_r + \frac{\rho}{1-\rho+s\rho} \mathbf{1}_r \mathbf{1}_r^\top \right), \end{aligned}$$

then the minimum eigenvalue is

$$\lambda_{\min}(\Sigma_{S \setminus T | T}) = \begin{cases} (1 - \rho) \times (1 + \frac{\rho}{1 - \rho + s\rho}) & r = 1 \\ 1 - \rho & r \geq 2 \end{cases}.$$

Since $\Sigma_{S \setminus T | T}$ is independent with the choice of (S, T) but only depends on $|S \setminus T|$, this covariance matrix Σ satisfies the requirement on $\Omega_{d,s}(\omega)$:

$$\min_{S \in \mathcal{T}_{d,s}} \min_{T \in \mathcal{T}_{d,s} \setminus S} \lambda_{\min}(\Sigma_{S \setminus T | T}) = 1 - \rho = \omega.$$

Now we can construct s many ensembles to establish s lower bounds, while they will lead to only one in the end. For each of them, we fix the covariance matrix Σ and coefficient vector $\beta = \beta_{\min} \mathbf{1}_d$, construct the ensemble solely by varying support. For the ℓ -th ensemble ($\ell = 1, 2, \dots, s$), let

$$\mathcal{S}'_{\ell} := \left\{ S' \subseteq \{s, s+1, \dots, d\} : |S'| = \ell \right\}.$$

Thus $|\mathcal{S}'_{\ell}| = \binom{d-s}{\ell}$. We consider set of supports:

$$\mathcal{S}_{\ell} := \left\{ S : S = \{1, 2, \dots, s-\ell\} \cup S', S' \in \mathcal{S}'_{\ell} \right\}.$$

Thus $|\mathcal{S}_{\ell}| = |\mathcal{S}'_{\ell}| = \binom{d-s}{\ell}$ and each element $S \in \mathcal{S}_{\ell}$ determines a model $Y = X_S^{\top} \beta_S + \epsilon$. For any two supports $S, T \in \mathcal{S}_{\ell}$, write

$$\begin{aligned} S &= \{1, 2, \dots, s-\ell\} \cup S' \\ T &= \{1, 2, \dots, s-\ell\} \cup T', \end{aligned}$$

with $S', T' \in \mathcal{S}'_{\ell}$. Now we try to calculate the KL divergence between two models specified by S and T . We further denote $S'' = S' \setminus T'$, and $T'' = T' \setminus S'$ with $|S''| = |T''| = r \leq \ell$, and the models determined by S and T to be P_S and P_T . Therefore,

$$\begin{aligned} \mathbf{KL}(P_S \| P_T) &= \mathbb{E}_{P_S} \log \frac{P_S}{P_T} \\ &= \mathbb{E}_{P_S} \log \frac{\exp\left(- (Y - X_S^{\top} \beta_S)^2 / 2\sigma^2\right)}{\exp\left(- (Y - X_T^{\top} \beta_T)^2 / 2\sigma^2\right)} \\ &= \mathbb{E}_X \mathbb{E}_{\epsilon} \frac{1}{2\sigma^2} \left((X_S^{\top} \beta_S - X_T^{\top} \beta_T + \epsilon)^2 - \epsilon^2 \right) \\ &= \mathbb{E}_X (X_S^{\top} \beta_S - X_T^{\top} \beta_T)^2 / 2\sigma^2 \\ &= \mathbb{E}_X (X_{S''}^{\top} \beta_{S''} - X_{T''}^{\top} \beta_{T''})^2 / 2\sigma^2 \\ &= \mathbf{1}_r^{\top} (\Sigma_s + \Sigma_t - \Sigma_{st} - \Sigma_{ts}) \mathbf{1}_r \times \frac{\beta_{\min}^2}{2\sigma^2}, \end{aligned}$$

where $\Sigma_s := \Sigma_{S''S''}$, $\Sigma_t := \Sigma_{T''T''}$, $\Sigma_{st} := \Sigma_{S''T''}$, $\Sigma_{ts} := \Sigma_{T''S''}$. Then

$$\begin{aligned} \mathbf{1}_r^{\top} (\Sigma_s + \Sigma_t - \Sigma_{st} - \Sigma_{ts}) \mathbf{1}_r &= \mathbf{1}_r^{\top} (\Sigma_s - \Sigma_{st} \Sigma_t^{-1} \Sigma_{ts}) \mathbf{1}_r + \mathbf{1}_r^{\top} (\Sigma_t - \Sigma_{ts} \Sigma_s^{-1} \Sigma_{st}) \mathbf{1}_r \\ &\quad + \mathbf{1}_r^{\top} (\Sigma_{st} \Sigma_t^{-1} (\Sigma_{ts} - \Sigma_t)) \mathbf{1}_r + \mathbf{1}_r^{\top} (\Sigma_{ts} \Sigma_s^{-1} (\Sigma_{st} - \Sigma_s)) \mathbf{1}_r. \end{aligned}$$

The first two terms are the same, which are

$$\begin{aligned}
\mathbf{1}_r^\top (\Sigma_s - \Sigma_{st} \Sigma_t^{-1} \Sigma_{ts}) \mathbf{1}_r &= \mathbf{1}_r^\top \left[(1 - \rho) (I_r + \frac{\rho}{1 - \rho + r\rho} \mathbf{1}_r \mathbf{1}_r^\top) \right] \mathbf{1}_r \\
&= r(1 - \rho) \times \left(1 + \frac{r\rho}{1 - \rho + r\rho} \right) \\
&\leq 2r(1 - \rho) \\
&= 2r\omega \leq 2\ell\omega.
\end{aligned}$$

The last two terms are the same, which are

$$\begin{aligned}
\mathbf{1}_r^\top (\Sigma_{st} \Sigma_t^{-1} (\Sigma_{ts} - \Sigma_s)) \mathbf{1}_r &= \mathbf{1}_r^\top \left[\rho \mathbf{1}_r \mathbf{1}_r^\top \times \left(\frac{1}{1 - \rho} (I_r - \frac{\rho}{1 - \rho + r\rho} \mathbf{1}_r \mathbf{1}_r^\top) \right) \times (\rho - 1) I_r \right] \mathbf{1}_r \\
&= \frac{-\rho(1 - \rho)}{1 - \rho + r\rho} \times r^2 \leq 0.
\end{aligned}$$

Thus $\mathbf{KL}(P_S \| P_T) \leq 2\ell\beta_{\min}^2 \omega / \sigma^2$, which holds for any two $S, T \in \mathcal{S}_\ell$ and leads to an upper bound for any two models in the ℓ -th ensemble. Finally, for the ℓ -th ensemble, we apply Fano's inequality Corollary J.2 with KL divergence upper bound $2\ell\beta_{\min}^2 \omega / \sigma^2$ and ensemble cardinality $\binom{d-s}{\ell}$, which completes the proof. \square

C.3 Proof of Theorem B.6

Theorem. Assuming $\bar{s} \leq d/2$, for any $(\beta, \Sigma, \sigma^2) \in \mathcal{M}_d^{\bar{s}}(\beta_{\min}, \omega, \sigma^2)$, let $S_* = \text{supp}(\beta)$, given n i.i.d. samples from $P_{\beta, \Sigma, \sigma^2}$, choose $\tau = \frac{1}{4}\omega\beta_{\min}^2$, if the sample size

$$n - \bar{s} \gtrsim \max \left\{ \frac{\log d + \log(1/\delta)}{\beta_{\min}^2 \omega / \sigma^2}, \log \left(\frac{d}{\bar{s}} \right) + \log(1/\delta) \right\},$$

then $\mathbb{P}_{\beta, \Sigma, \sigma^2}(\widehat{S}^{\text{BSSu}} = S_*) \geq 1 - \delta$.

Proof. Recall that $|S_*| = s \leq \bar{s}$. Denote the event that S_* beats an opponent T with $|T| = j$:

$$\mathcal{E}(T, j) = \left\{ \frac{\|\Pi_{S_*}^\perp Y\|^2}{n - s} + \frac{s}{4}\beta_{\min}^2 \omega \leq \frac{\|\Pi_T^\perp Y\|^2}{n - j} + \frac{j}{4}\beta_{\min}^2 \omega \right\},$$

then the estimator succeeds with

$$\mathbb{P}(\widehat{S}^{\text{BSSu}} = S_*) = \mathbb{P} \left(\bigcap_{j \in \{1, 2, \dots, \bar{s}\}} \bigcap_{T \in \mathcal{T}_{d,j} \setminus \{S_*\}} \mathcal{E}(T, j) \right).$$

Therefore, use ℓ for the distance from j to s , i.e. $\ell = |j - s|$,

$$\begin{aligned}
\mathbb{P}(\widehat{S}^{\text{BSSu}} \neq S_*) &= \mathbb{P} \left(\bigcup_{j \in [\bar{s}]} \bigcup_{T \in \mathcal{T}_{d,j} \setminus \{S_*\}} \overline{\mathcal{E}(T, j)} \right) \\
&\leq \sum_{T \in \mathcal{T}_{d,s} \setminus \{S_*\}} \mathbb{P}(\overline{\mathcal{E}(T, s)}) + \sum_{j \neq s} \sum_{T \in \mathcal{T}_{d,j}} \mathbb{P}(\overline{\mathcal{E}(T, j)}) \\
&= \sum_{T \in \mathcal{T}_{d,s} \setminus \{S_*\}} \mathbb{P}(\overline{\mathcal{E}(T, s)}) \\
&\quad + \sum_{\ell=1}^s \sum_{T \in \mathcal{T}_{d,s-\ell}} \mathbb{P}(\overline{\mathcal{E}(T, s-\ell)}) + \sum_{\ell=1}^{\bar{s}-s} \sum_{T \in \mathcal{T}_{d,s+\ell}} \mathbb{P}(\overline{\mathcal{E}(T, s+\ell)}).
\end{aligned}$$

The first term is controlled by Theorem B.2, now let's look at remaining two. Use $k := |S_* \cap T|$ for the overlap between T and S_* , define

$$A_1 := \sum_{\ell=1}^s \sum_{T \in \mathcal{T}_{d,s-\ell}} \mathbb{P}(\overline{\mathcal{E}(T, s-\ell)}) = \sum_{\ell=1}^s \sum_{k=0}^{s-\ell} \sum_{\substack{T \in \mathcal{T}_{d,s-\ell} \\ |T \cap S_*| = k}} \mathbb{P}(\overline{\mathcal{E}(T, s-\ell)})$$

$$A_2 := \sum_{\ell=1}^{\bar{s}-s} \sum_{T \in \mathcal{T}_{d,s+\ell}} \mathbb{P}(\overline{\mathcal{E}(T, s+\ell)}) = \sum_{\ell=1}^{\bar{s}-s} \sum_{k=0}^s \sum_{\substack{T \in \mathcal{T}_{d,s+\ell} \\ |T \cap S_*| = k}} \mathbb{P}(\overline{\mathcal{E}(T, s+\ell)}).$$

The cardinality of the innermost sums of A_1 and A_2 are

$$\binom{s}{k} \binom{d-s}{s-k-\ell} = \binom{s}{s-k} \binom{d-s}{s-k-\ell} \leq \binom{d-s}{s-k}^2$$

$$\binom{s}{k} \binom{d-s}{s-k+\ell} = \binom{s}{s-k} \binom{d-s}{s-k+\ell} \leq \binom{d-s}{s-k+\ell}^2$$

respectively. The last inequality is because $s \leq \bar{s} \leq d/2$, $s-k+\ell \leq \bar{s}$, then $\binom{s}{a} \leq \binom{d-s}{a}$ for $a \leq s$. Now we analyze the error probability respectively. Denote $v := \omega \beta_{\min}^2 / \sigma^2$ as a short hand.

For $|T| = s - \ell$ and $|T \cap S_*| = k$, we have $|S_* \setminus T| = s - k \geq \ell$, $|T \setminus S_*| = s - \ell - k$.

$$\begin{aligned} \mathbb{P}(\overline{\mathcal{E}(T, s-\ell)}) &= \mathbb{P}\left(\frac{\|\Pi_T^\perp Y\|^2 / \sigma^2}{n - (s-\ell)} - \frac{\|\Pi_{S_*}^\perp Y\|^2 / \sigma^2}{n-s} \leq \frac{\ell}{4} \omega \beta_{\min}^2 / \sigma^2\right) \\ &\leq \mathbb{P}\left(\frac{\|\Pi_T^\perp Y\|^2 / \sigma^2}{n - (s-\ell)} - \frac{\|\Pi_{S_*}^\perp Y\|^2 / \sigma^2}{n-s} \leq \frac{|S_* \setminus T|}{4} v\right) \\ &\leq \mathbb{P}\left(\frac{\|\Pi_T^\perp Y\|^2 / \sigma^2}{n - (s-\ell)} - \frac{\|\Pi_{S_*}^\perp Y\|^2 / \sigma^2}{n-s} \leq \frac{1}{4} \Delta_1(S_*, T)\right). \end{aligned}$$

For $|T| = s + \ell$ and $|T \cap S_*| = k$, we have $|S_* \setminus T| = s - k$, $|T \setminus S_*| = s + \ell - k$.

$$\begin{aligned} \mathbb{P}(\overline{\mathcal{E}(T, s+\ell)}) &= \mathbb{P}\left(\frac{\|\Pi_T^\perp Y\|^2 / \sigma^2}{n - (s+\ell)} - \frac{\|\Pi_{S_*}^\perp Y\|^2 / \sigma^2}{n-s} \leq -\frac{\ell}{4} \omega \beta_{\min}^2 / \sigma^2\right) \\ &\leq \mathbb{P}\left(\frac{\|\Pi_T^\perp Y\|^2 / \sigma^2}{n - (s+\ell)} - \frac{\|\Pi_{S_*}^\perp Y\|^2 / \sigma^2}{n-s} \leq \frac{1}{4} (\Delta_1(S_*, T) - \ell v)\right). \end{aligned}$$

Now we introduce following lemma to control the error probability. The proof will be given in the sequel.

Lemma C.4. *If $n - \bar{s} \geq \frac{96}{\beta_{\min}^2 \omega / \sigma^2}$, then for any $T \in \mathcal{T}_d^{\bar{s}} \setminus \{S_*\}$, let $\ell' := \max\{|T| - |S_*|, 0\}$,*

$$\begin{aligned} &\mathbb{P}\left[\frac{\|\Pi_T^\perp Y\|^2}{(n-|T|)\sigma^2} - \frac{\|\Pi_{S_*}^\perp Y\|^2}{(n-s)\sigma^2} \leq \frac{1}{4} (\Delta_1(S_*, T) - \ell' \omega \beta_{\min}^2 / \sigma^2)\right] \\ &\leq 5 \exp\left(- (n - \bar{s}) \frac{\min\left((|S_* \setminus T| + \ell') \omega \beta_{\min}^2 / \sigma^2, 1\right)}{9216} + \frac{|T \setminus S_*|}{4}\right). \end{aligned}$$

For each error probability in A_1 , $s < j$ thus $\ell' = 0$. While for each error probability in A_2 , $\ell' =$

$s - j = \ell$, we apply Lemma C.1 correspondingly. For A_1 , let $t := s - k \in [s]$,

$$\begin{aligned}
A_1 &= \sum_{\ell=1}^s \sum_{k=0}^{s-\ell} \sum_{\substack{T \in \mathcal{T}_{d,s-\ell} \\ |T \cap S_*| = k}} \mathbb{P}(\overline{\mathcal{E}(T, s - \ell)}) \\
&\leq s(s - \ell + 1) \max_{\substack{1 \leq \ell \leq s \\ 0 \leq k \leq s - \ell}} \binom{d - s}{s - k}^2 \max_{\substack{T \in \mathcal{T}_{d,s-\ell} \\ |T \cap S_*| = k}} \mathbb{P}(\overline{\mathcal{E}(T, s - \ell)}) \\
&\leq s\bar{s} \max_{\substack{1 \leq \ell \leq s \\ 0 \leq k \leq s - \ell}} 5 \exp \left(- (n - \bar{s}) \frac{\min \left((s - k) \omega \beta_{\min}^2 / \sigma^2, 1 \right)}{9216} + \frac{s - k - \ell}{4} + 2 \log \binom{d - s}{s - k} \right) \\
&\leq s\bar{s} \max_{\substack{1 \leq \ell \leq s \\ 0 \leq k \leq s - \ell}} 5 \exp \left(- (n - \bar{s}) \frac{\min \left((s - k) \omega \beta_{\min}^2 / \sigma^2, 1 \right)}{9216} + 3 \log \binom{d - s}{s - k} \right) \\
&= s\bar{s} \max_{t \in [s]} 5 \exp \left(- (n - \bar{s}) \frac{\min \left(t \omega \beta_{\min}^2 / \sigma^2, 1 \right)}{9216} + 3 \log \binom{d - s}{t} \right).
\end{aligned}$$

For A_2 , which is positive only when $s < \bar{s}$, let $t := s - k + \ell \in [\bar{s}]$,

$$\begin{aligned}
A_2 &= \sum_{\ell=1}^{\bar{s}-s} \sum_{k=0}^s \sum_{\substack{T \in \mathcal{T}_{d,s+\ell} \\ |T \cap S_*| = k}} \mathbb{P}(\overline{\mathcal{E}(T, s + \ell)}) \\
&\leq (\bar{s} - s)(s + 1) \max_{\substack{1 \leq \ell \leq \bar{s} - s \\ 0 \leq k \leq s}} \binom{d - s}{s - k + \ell}^2 \max_{\substack{T \in \mathcal{T}_{d,s+\ell} \\ |T \cap S_*| = k}} \mathbb{P}(\overline{\mathcal{E}(T, s + \ell)}) \\
&\leq (\bar{s} - s)\bar{s} \max_{\substack{1 \leq \ell \leq \bar{s} - s \\ 0 \leq k \leq s}} 5 \exp \left(- (n - \bar{s}) \frac{\min \left((s - k + \ell) \omega \beta_{\min}^2 / \sigma^2, 1 \right)}{9216} + \frac{s - k + \ell}{4} + 2 \log \binom{d - s}{s - k + \ell} \right) \\
&\leq (\bar{s} - s)\bar{s} \max_{\substack{1 \leq \ell \leq \bar{s} - s \\ 0 \leq k \leq s}} 5 \exp \left(- (n - \bar{s}) \frac{\min \left((s - k + \ell) \omega \beta_{\min}^2 / \sigma^2, 1 \right)}{9216} + 3 \log \binom{d - s}{s - k + \ell} \right) \\
&= (\bar{s} - s)\bar{s} \max_{t \in [\bar{s}]} 5 \exp \left(- (n - \bar{s}) \frac{\min \left(t \omega \beta_{\min}^2 / \sigma^2, 1 \right)}{9216} + 3 \log \binom{d - s}{t} \right).
\end{aligned}$$

Therefore,

$$\begin{aligned}
A_1 + A_2 &\leq 5\bar{s}^2 \max_{t \in [\bar{s}]} \exp \left(- (n - \bar{s}) \frac{\min \left(t \omega \beta_{\min}^2 / \sigma^2, 1 \right)}{9216} + 3 \log \binom{d - s}{t} \right) \\
&= \max_{t \in [\bar{s}]} \exp \left(- (n - \bar{s}) \frac{\min \left(t \omega \beta_{\min}^2 / \sigma^2, 1 \right)}{9216} + 3 \log \binom{d - s}{t} + \log(5\bar{s}^2) \right).
\end{aligned}$$

Since

$$\begin{aligned}
\log(5\bar{s}^2) &= \log 5 + 2 \log \bar{s} \\
&\leq \log 5 + 2 \max_{t \in [\bar{s}]} \log \binom{\bar{s}}{t} \\
&\leq 3 \max_{t \in [\bar{s}]} \log \binom{\bar{s}}{t} \\
&\leq 3 \max_{t \in [\bar{s}]} \log \binom{d-s}{t},
\end{aligned}$$

we have

$$A_1 + A_2 \leq \max_{t \in [\bar{s}]} \exp \left(- (n - \bar{s}) \frac{\min(t\omega\beta_{\min}^2/\sigma^2, 1)}{9216} + 6 \log \binom{d-s}{t} \right).$$

Combined with Theorem B.2, we have following error probability,

$$\begin{aligned}
\mathbb{P}(\widehat{S}^{\text{BSSu}} \neq S) &\leq 2 \max_{t \in [\bar{s}]} \exp \left(- (n - \bar{s}) \frac{\min(t\omega\beta_{\min}^2/\sigma^2, 1)}{9216} + 6 \log \binom{d-s}{t} \right) \\
&\leq 2 \max_{t \in [\bar{s}]} \exp \left(- (n - \bar{s}) \frac{\min(t\omega\beta_{\min}^2/\sigma^2, 1)}{9216} + 6 \log \binom{d}{t} \right).
\end{aligned}$$

Setting the RHS to be smaller than δ leads to desired sample complexity. \square

Proof of Lemma C.4. Let $|T| = j \leq \bar{s}$, then

$$\begin{aligned}
\frac{\|\Pi_T^\perp Y\|^2/\sigma^2}{n-j} - \frac{\|\Pi_{S_*}^\perp Y\|^2/\sigma^2}{n-s} &= \frac{\|\Pi_T^\perp Y\|^2/\sigma^2 - \|\Pi_T^\perp \epsilon\|^2/\sigma^2}{n-j} \\
&\quad + \frac{\|\Pi_T^\perp \epsilon\|^2/\sigma^2}{n-j} - \frac{\|\Pi_{S_*}^\perp \epsilon\|^2/\sigma^2}{n-s}
\end{aligned}$$

Similar to the proof of Lemma C.3, we can write

$$\Pi_T^\perp Y = \Pi_T^\perp (E_{S_* \setminus T} \beta_{S_* \setminus T} + \epsilon),$$

where $E_{S_* \setminus T} \beta_{S_* \setminus T}$ is a random vector independent with T and each entry is i.i.d. from $\mathcal{N}(0, \Delta_1(S_*, T)\sigma^2)$. Therefore,

$$\begin{aligned}
\frac{\|\Pi_T^\perp Y\|^2/\sigma^2 - \|\Pi_T^\perp \epsilon\|^2/\sigma^2}{n-j} &= \frac{\|\Pi_T^\perp E_{S_* \setminus T} \beta_{S_* \setminus T}\|^2 + 2\langle \Pi_T^\perp E_{S_* \setminus T} \beta_{S_* \setminus T}, \epsilon \rangle}{(n-j)\sigma^2} \\
&= \frac{\Delta_1(S_*, T) \|\Pi_T^\perp U\|^2}{n-j} + \frac{2\sqrt{\Delta_1(S_*, T)} \langle \Pi_T^\perp U, \Pi_T^\perp U_\epsilon \rangle}{n-j} \\
&=: B_1 + B_2,
\end{aligned}$$

where $U, U_\epsilon \sim \mathcal{N}(0, I_n)$ and $U \perp U_\epsilon$.

$$\begin{aligned}
\frac{\|\Pi_T^\perp \epsilon\|^2/\sigma^2}{n-j} - \frac{\|\Pi_{S_*}^\perp \epsilon\|^2/\sigma^2}{n-s} &= \frac{\|\Pi_T^\perp \epsilon\|^2/\sigma^2 - \|\Pi_{S_*}^\perp \epsilon\|^2/\sigma^2}{n-j} + \left(\frac{1}{n-j} - \frac{1}{n-s}\right) \|\Pi_{S_*}^\perp \epsilon\|^2/\sigma^2 \\
&= \frac{\|(\Pi_{S_*} - \Pi_{S_* \cap T})\epsilon\|^2/\sigma^2}{n-j} - \frac{\|(\Pi_T - \Pi_{S_* \cap T})\epsilon\|^2/\sigma^2}{n-j} \\
&\quad + \frac{j-s}{n-j} \times \frac{\|\Pi_{S_*}^\perp \epsilon\|^2/\sigma^2}{n-s} \\
&\geq -\frac{\|(\Pi_T - \Pi_{S_* \cap T})\epsilon\|^2/\sigma^2}{n-j} - \frac{s-j}{n-j} \times \frac{\|\Pi_{S_*}^\perp \epsilon\|^2/\sigma^2}{n-s} \\
&=: B_3 + B_4,
\end{aligned}$$

Recall our short hand notation $\nu = \omega \beta_{\min}^2/\sigma^2$, then

$$\begin{aligned}
&\mathbb{P}\left[\frac{\|\Pi_T^\perp Y\|^2/\sigma^2}{n-|T|} - \frac{\|\Pi_{S_*}^\perp Y\|^2/\sigma^2}{n-s} \leq \frac{1}{4}(\Delta_1(S_*, T) - \ell' \nu)\right] \\
&\leq \mathbb{P}\left(B_1 \leq \frac{1}{2}\Delta_1(S_*, T)\right) + \sum_{k=2}^4 \mathbb{P}\left(B_k \leq -\frac{1}{12}(\Delta_1(S_*, T) + \ell' \nu)\right).
\end{aligned}$$

We deal with these 4 error probabilities individually.

For B_1 , analogous to the first part of proof of Lemma C.3, we can conclude

$$\mathbb{P}\left(B_1 \leq \frac{1}{2}\Delta_1(S_*, T)\right) \leq \exp(-(n-\bar{s})/64).$$

For B_2 , analogous to the second part of proof of Lemma C.3, we firstly condition on X_T , then $2\langle \Pi_T^\perp U, \Pi_T^\perp U_\epsilon \rangle = W - \tilde{W}$ where $W, \tilde{W} \sim \chi_{n-j}^2$. Thus,

$$\begin{aligned}
&\mathbb{P}\left(B_2 \leq -\frac{1}{12}(\Delta_1(S_*, T) + \ell' \nu)\right) \\
&= \mathbb{P}\left(\frac{W - \tilde{W}}{n-j} \leq -\frac{1}{12} \frac{\ell' \nu + \Delta_1(S_*, T)}{\sqrt{\Delta_1(S_*, T)}}\right) \\
&\leq 2\mathbb{P}\left(\frac{|W - (n-j)|}{n-j} \leq \frac{1}{24} \frac{\ell' \nu + \Delta_1(S_*, T)}{\sqrt{\Delta_1(S_*, T)}}\right) \\
&\leq 2\exp\left(- (n-\bar{s}) \min\left(\frac{\ell' \nu + \Delta_1(S_*, T)}{\sqrt{\Delta_1(S_*, T)}}, \frac{(\ell' \nu + \Delta_1(S_*, T))^2}{\Delta_1(S_*, T)}\right)/9216\right) \\
&\leq 2\exp\left(- (n-\bar{s}) \min\left(\ell' \nu + \Delta_1(S_*, T), \sqrt{\ell' \nu + \Delta_1(S_*, T)}\right)/9216\right).
\end{aligned}$$

The last inequality is because

$$\begin{aligned}
\frac{(\ell' \nu + \Delta_1(S_*, T))^2}{\Delta_1(S_*, T)} &= \frac{(\ell' \nu)^2 + \Delta_1^2(S_*, T) + 2\ell' \nu \Delta_1(S_*, T)}{\Delta_1(S_*, T)} \\
&= \Delta_1(S_*, T) + 2\ell' \nu + \frac{(\ell' \nu)^2}{\Delta_1(S_*, T)} \\
&\geq \Delta_1(S_*, T) + \ell' \nu.
\end{aligned}$$

For B_3 , we first condition on X_T and X_{S_*} , $\|(\Pi_T - \Pi_{S_* \cap T})\epsilon\|^2/\sigma^2 = Z \sim \chi_{|T \setminus S_*|}^2$. Then

$$\begin{aligned} \mathbb{P}\left(B_3 \leq -\frac{1}{12}(\Delta_1(S_*, T) + \ell'v)\right) &= \mathbb{P}\left(\frac{Z}{n-j} \geq \frac{1}{12}(\Delta_1(S_*, T) + \ell'v)\right) \\ &= \mathbb{P}\left(\frac{\chi_{|T \setminus S_*|}^2}{|T \setminus S_*|} - 1 \geq \frac{(n-j)(\Delta_1(S_*, T) + \ell'v)}{12|T \setminus S_*|} - 1\right) \\ &\leq \exp\left(- (n-j) \frac{\Delta_1(S_*, T) + \ell'v}{48} + \frac{|T \setminus S_*|}{4}\right) \\ &\leq \exp\left(- (n-\bar{s}) \frac{(|S_* \setminus T| + \ell')v}{48} + \frac{|T \setminus S_*|}{4}\right). \end{aligned}$$

The second to the last inequality holds when

$$\frac{(n-\bar{s})(\Delta_1(S_*, T) + \ell'v)}{48|T \setminus S_*|} - \frac{1}{4} \geq 1 \Leftrightarrow n-j \geq \frac{96|T \setminus S_*|}{(|S_* \setminus T| + \ell')v},$$

which is ensured by $n-\bar{s} \geq 96/v$ because $|S_* \setminus T| + \ell' \geq |T \setminus S_*|$ by definition of ℓ' .

For B_4 , when $j > s$, $B_4 \geq 0$. When $s > j$, we first condition on X_{S_*} , $\|\Pi_{S_*}^\perp \epsilon\|^2/\sigma^2 = \tilde{Z} \sim \chi_{n-s}^2$. Then

$$\begin{aligned} \mathbb{P}\left(B_4 \leq -\frac{1}{12}(\Delta_1(S_*, T) + \ell'v)\right) &= \mathbb{P}\left(\frac{\tilde{Z}}{n-s} \geq \frac{(n-j)(\Delta_1(S_*, T) + \ell'v)}{12(s-j)}\right) \\ &= \mathbb{P}\left(\frac{\chi_{n-s}^2}{n-s} - 1 \geq \frac{(n-j)(\Delta_1(S_*, T) + \ell'v)}{12(s-j)} - 1\right) \\ &\leq \exp\left(- (n-s) \left(\frac{\Delta_1(S_*, T) + \ell'v}{48} \times \frac{n-j}{s-j} - \frac{1}{4}\right)\right) \\ &\leq \exp\left(- (n-s) \frac{\Delta_1(S_*, T) + \ell'v}{48}\right) \\ &\leq \exp\left(- (n-\bar{s}) \frac{(|S_* \setminus T| + \ell')v}{48}\right). \end{aligned}$$

The first inequality holds when

$$\frac{(n-j)(\Delta_1(S_*, T) + \ell'v)}{48(s-j)} - \frac{1}{4} \geq 1 \Leftrightarrow n-j \geq \frac{96(s-j)}{(|S_* \setminus T| + \ell')v},$$

which is ensure by $n-\bar{s} \geq 96/v$ since $|S_* \setminus T| \geq s-j$. The second inequality holds because

$$\begin{aligned} \frac{(n-j)(\Delta_1(S_*, T) + \ell'v)}{48(s-j)} - \frac{1}{4} &\geq \frac{(|S_* \setminus T| + \ell')v}{48} \times \frac{n-j}{s-j} - \frac{1}{4} \\ &= \frac{(|S_* \setminus T| + \ell')v}{48} \left(\frac{n-j}{s-j} - \frac{12}{(|S_* \setminus T| + \ell')v}\right) \\ &\geq \frac{(|S_* \setminus T| + \ell')v}{48}. \end{aligned}$$

The last inequality in equation above holds when

$$\frac{n-j}{s-j} - \frac{12}{(|S_* \setminus T| + \ell')v} \geq 1 \Leftrightarrow n-s \geq \frac{12(s-j)}{(|S_* \setminus T| + \ell')v},$$

which is ensured by $n-\bar{s} \geq 96/v$.

Finally, combining these error probability bounds, we conclude

$$\begin{aligned}
& \mathbb{P} \left[\frac{\|\Pi_T^\perp Y\|^2/\sigma^2}{n-|T|} - \frac{\|\Pi_{S_*}^\perp Y\|^2/\sigma^2}{n-s} \leq \frac{1}{4} (\Delta_1(S_*, T) - \ell' \nu) \right] \\
& \leq \mathbb{P} \left(B_1 \leq \frac{1}{2} \Delta_1(S_*, T) \right) + \sum_{k=2}^4 \mathbb{P} \left(B_k \leq -\frac{1}{12} (\Delta_1(S_*, T) + \ell' \nu) \right) \\
& \leq 5 \exp \left(- (n - \bar{s}) \frac{\min \left((|S_* \setminus T| + \ell' \nu), 1 \right)}{9216} + \frac{|T \setminus S_*|}{4} \right).
\end{aligned}$$

□

C.4 Proof of Theorem B.7

Theorem. Assuming $\omega < 1$, given n i.i.d. samples from $P_{\beta, \Sigma, \sigma^2}$ with $(\beta, \Sigma, \sigma^2) \in \mathcal{M}_d^{\bar{s}}(\beta_{\min}, \omega, \sigma^2)$. If the sample size is bounded as

$$n \leq (1 - 2\delta) \times \frac{\log d}{\beta_{\min}^2 \omega / \sigma^2},$$

then for any estimator \widehat{S} for $S_* = \text{supp}(\beta)$,

$$\inf_{\widehat{S}} \sup_{P \in \mathcal{M}_d^{\bar{s}}(\beta_{\min}, \omega, \sigma^2)} \mathbb{P}_{\beta, \Sigma, \sigma^2}(\widehat{S} \neq S_*) \geq \delta - \frac{\log 2}{\log d}$$

Proof. Again, we consider the covariance matrix of X :

$$\Sigma = (1 - \rho)I_d + \rho \mathbf{1}_d \mathbf{1}_d^\top$$

with $\rho = 1 - \omega$. Then for any $T \in \mathcal{T}_d^{\bar{s}}$ with $|T| = j$, and $|S \setminus T| = r$, we can calculate the conditional covariance matrix

$$\begin{aligned}
\Sigma_{S \setminus T | T} &= \Sigma_{(S \setminus T)(S \setminus T)} - \Sigma_{(S \setminus T)T} \Sigma_{TT}^{-1} \Sigma_{T(S \setminus T)} \\
&= (1 - \rho) \left(I_r + \frac{\rho}{1 - \rho + j\rho} \mathbf{1}_r \mathbf{1}_r^\top \right),
\end{aligned}$$

then the minimum eigenvalue is

$$\lambda_{\min}(\Sigma_{S \setminus T | T}) = \begin{cases} (1 - \rho) \times \left(1 + \frac{\rho}{1 - \rho + j\rho} \right) & r = 1 \\ 1 - \rho & r \geq 2 \end{cases}.$$

Since $\lambda_{\min}(\Sigma_{S \setminus T | T})$ is independent with the choice of (S, T) , this covariance matrix Σ satisfies the requirement on $\Omega_d^{\bar{s}}(\omega)$:

$$\min_{S \in \mathcal{T}_d^{\bar{s}}} \min_{\substack{T \in \mathcal{T}_d^{\bar{s}} \setminus \{S\} \\ T \not\supseteq S}} \lambda_{\min}(\Sigma_{S \setminus T | T}) = 1 - \rho = \omega.$$

Note that we only take $T \not\supseteq S$ to make sure $r \geq 1$. Now we fix the covariance matrix Σ , consider the ensemble with support size one: Each integer $k \in [d]$ determines a model $Y = X_k \beta_{\min} + \epsilon$. Thus the cardinality of this model ensemble is $\binom{d}{1} = d$. Now we calculate the KL divergence between two models specified by k and j . We further denote and the models determined by them to be P_k and P_j .

Therefore,

$$\begin{aligned}
\mathbf{KL}(P_k \| P_j) &= \mathbb{E}_{P_k} \log \frac{P_k}{P_j} \\
&= \mathbb{E}_X (X_k - X_j)^2 \beta_{\min}^2 / 2\sigma^2 \\
&= 2(1 - \rho) \times \frac{\beta_{\min}^2}{2\sigma^2} \\
&= \frac{\omega \beta_{\min}^2}{\sigma^2}
\end{aligned}$$

Thus $\mathbf{KL}(P_k \| P_j) \leq \beta_{\min}^2 \omega / \sigma^2$, which holds for any pair of $j, k \in [d]$ and leads to an upper bound for any two models in this ensemble. Finally, we apply Fano's inequality Corollary J.2 with KL divergence upper bound $\beta_{\min}^2 \omega / \sigma^2$ and ensemble cardinality d , which completes the proof. \square

D Proofs for kIBSS (Section 3)

D.1 Proof of Lemma 3.2

Before proving the lemma, we first introduce a lemma on sample covariance matrix estimation. The proof follows from standard arguments, and so we only sketch its proof here:

Lemma D.1. *If $U \in \mathbb{R}^{n \times r}$ with each entry $U_{ij} \stackrel{iid}{\sim} \mathcal{N}(0, 1)$, $\Pi \in \mathbb{R}^{n \times n}$ is an idempotent matrix and $\text{Tr}(\Pi) = n - k$ with $k < n$, then for $t > 0$,*

$$\mathbb{P} \left(\left\| \frac{U^\top \Pi U}{n - k} - I_r \right\|_{\text{op}} \geq t \right) \leq \exp(-C(n - k) \min(t, t^2) + r),$$

which implies $1 - t \leq \lambda_{\min}(\frac{U^\top \Pi U}{n - k}) \leq \lambda_{\max}(\frac{U^\top \Pi U}{n - k}) \leq 1 + t$ with high probability.

Proof sketch. We need only to recognize

$$\begin{aligned}
\left\| \frac{U^\top \Pi U}{n - k} - I_r \right\|_{\text{op}} &= \max_{v \in \mathbb{R}^r, \|v\|=1} |v^\top (\frac{U^\top \Pi U}{n - k} - I_r) v| \\
&= \max_{v \in \mathbb{R}^r, \|v\|=1} \left| \frac{(vU)^\top \Pi (Uv)}{n - k} - 1 \right| \\
&= \max_{v \in \mathbb{R}^r, \|v\|=1} \left| \frac{\chi_{n-k}^2}{n - k} - 1 \right|.
\end{aligned}$$

Then the proof follows the standard analysis for sample covariance matrix using covering and packing number arguments on the $\max_{v \in \mathbb{R}^r, \|v\|=1}$. \square

We also need the following lemma on the norm of projected Gaussian noise:

Lemma D.2. *If $U \in \mathbb{R}^{n \times r}$ with each entry $U_{ij} \stackrel{iid}{\sim} \mathcal{N}(0, 1)$, $\Pi \in \mathbb{R}^{n \times n}$ is an idempotent matrix and $\text{Tr}(\Pi) = n - k$ with $k \leq n$, $\xi \in \mathbb{R}^n$ with each entry $\xi \sim \mathcal{N}(0, \sigma^2)$, $U \perp \xi$, then with $t \in (0, 1)$ and the constant C in Lemma D.1, assuming $n \geq k + \frac{8r(1+t)}{\delta'}$,*

$$\mathbb{P} \left(\frac{\|U^\top \Pi \xi\|^2}{\sigma^2(n - k)^2} \geq \delta' \right) \leq \exp \left(- (n - k) \frac{\delta'}{4(1 + t)} + \frac{r}{4} \right) + \exp(-C(n - k)t^2 + r).$$

Proof. Given $U, U^\top \Pi \xi \sim \mathcal{N}(0, \sigma^2 U^\top \Pi U)$, we can rewrite with $v \sim \mathcal{N}(0, I_r)$,

$$\begin{aligned} \frac{\|U^\top \Pi \xi\|^2}{\sigma^2(n-k)^2} &= \frac{1}{n-k} v^\top \frac{U^\top \Pi U}{n-k} v \\ &\leq \left\| \frac{U^\top \Pi U}{n-k} \right\|_{\text{op}} \frac{\|v\|^2}{n-k} \leq \frac{(1+t)\chi_r^2}{n-k}. \end{aligned}$$

For the second inequality, we invoke Lemma D.1 and corresponding error probability. Given that, we have

$$\begin{aligned} \mathbb{P}\left(\frac{\|U^\top \Pi \xi\|^2}{\sigma^2(n-k)^2} \geq \delta'\right) &\leq \mathbb{P}\left(\chi_r^2 \geq \frac{(n-k)\delta'}{1+t}\right) \\ &= \mathbb{P}\left(\frac{\chi_r^2}{r} - 1 \geq \frac{(n-k)\delta'}{r(1+t)} - 1\right) \\ &\leq \exp\left(- (n-k) \frac{\delta'}{4(1+t)} + \frac{r}{4}\right), \end{aligned}$$

providing $n \geq k + \frac{8r(1+t)}{\delta'}$. □

Now we are ready to prove Lemma 3.2.

Lemma. For any $(\beta, \Sigma, \sigma^2) \in \mathcal{M}(\Theta, \Omega, \sigma^2)$, let $S_* = \text{supp}(\beta)$ and $|S_*| = s$. Given n i.i.d. samples from $P_{\beta, \Sigma, \sigma^2}$, apply Algorithm 1 to estimate support from S_* and T with $|S_* \setminus T| = r$ and output \hat{S} . Let $\Delta_1 := \Delta_1(S_*, T)$ and $\Delta_2 := \Delta_2(S_*, T)$. If sample size satisfies $n \gtrsim s + \frac{r}{\Delta_1 \vee \Delta_2}$, then we have for some positive constant C_0 ,

$$\mathbb{P}_{\beta, \Sigma, \sigma^2}(\hat{S} = S_*) \geq 1 - 9 \exp\left(-C_0(n-s) \min(\Delta_1 \vee \Delta_2, 1) + r\right).$$

Proof. We start with some notations. Write $S_* = S' \cup W$ and $T = T' \cup W$ with $W = S_* \cap T$. Denote $\alpha_\beta := \alpha_\beta(S_*, T)$. Let $\epsilon_0 \sim \mathcal{N}(0, \sigma^2 \Delta_1)$ be the part of Y that cannot be explained by T , i.e. $X_{S'} = \Sigma_{S'T} \Sigma_{TT}^{-1} X_T + \epsilon_{S'|T}$, $\epsilon_0 = \beta_{S'}^\top \epsilon_{S'|T}$. Let $\epsilon' := \epsilon_0 + \epsilon \sim \mathcal{N}(0, \sigma^2(1 + \Delta_1))$. Furthermore, write $\tilde{\epsilon} = \Pi_W^\perp \epsilon$, $\tilde{\epsilon}' = \Pi_W^\perp \epsilon'$. Therefore, we can write

$$\begin{aligned} \tilde{Y} &:= \Pi_W^\perp Y = \Pi_W^\perp X_{S'}^\top \beta_{S'} + \Pi_W^\perp \epsilon = \tilde{X}_{S'}^\top \beta_{S'} + \tilde{\epsilon} \\ &= \Pi_W^\perp X_{T'}^\top \alpha_\beta + \Pi_W^\perp \epsilon' = \tilde{X}_{T'}^\top \alpha_\beta + \tilde{\epsilon}'. \end{aligned}$$

Denote the OLS vector $\hat{\gamma}$ for S' and T' to be $\hat{\beta}$ and $\hat{\alpha}$, then we have

$$\begin{aligned} \hat{\beta} &= \beta_{S'} + (\tilde{X}_{S'}^\top \tilde{X}_{S'})^{-1} \tilde{X}_{S'}^\top \tilde{\epsilon} \\ \hat{\alpha} &= \alpha_\beta + (\tilde{X}_{T'}^\top \tilde{X}_{T'})^{-1} \tilde{X}_{T'}^\top \tilde{\epsilon}'. \end{aligned}$$

Let

$$\begin{aligned} \hat{\beta}^* &= \arg \min_{\tilde{\beta} \in \Theta_{S'}} (\hat{\beta} - \tilde{\beta})^\top \frac{\tilde{X}_{S'}^\top \tilde{X}_{S'}}{n - (s-r)} (\hat{\beta} - \tilde{\beta}) \\ \hat{\alpha}^* &= \arg \min_{\tilde{\alpha} \in \Theta_{T'}} (\hat{\alpha} - \tilde{\alpha})^\top \frac{\tilde{X}_{T'}^\top \tilde{X}_{T'}}{n - (s-r)} (\hat{\alpha} - \tilde{\alpha}) \\ \alpha^* &= \arg \min_{\alpha \in \Theta_{T'}} (\alpha_\beta - \alpha)^\top \Sigma_{T'|W} (\alpha_\beta - \alpha), \end{aligned}$$

then we have the scores

$$\begin{aligned}\mathcal{L}(S_*; (S_*, T)) &= \frac{\|\Pi_{S_*}^\perp \epsilon\|^2}{n-s} + \widehat{\Delta}_2(S_*) \\ \mathcal{L}(T; (S_*, T)) &= \frac{\|\Pi_T^\perp \epsilon'\|^2}{n-s} + \widehat{\Delta}_2(T),\end{aligned}$$

where we denote

$$\begin{aligned}\widehat{\Delta}_2(S_*) &= (\beta_{S'} - \widehat{\beta}^*)^\top \frac{\widetilde{X}_{S'}^\top \widetilde{X}_{S'}}{n-(s-r)} (\beta_{S'} - \widehat{\beta}^*) + \frac{\|\Pi_{S'}^\perp \widetilde{\epsilon}\|^2}{n-(s-r)} + 2 \langle \beta_{S'} - \widehat{\beta}^*, \frac{\widetilde{X}_{S'}^\top \widetilde{\epsilon}}{n-(s-r)} \rangle \\ \widehat{\Delta}_2(T) &= (\alpha_\beta - \widehat{\alpha}^*)^\top \frac{\widetilde{X}_{T'}^\top \widetilde{X}_{T'}}{n-(s-r)} (\alpha_\beta - \widehat{\alpha}^*) + \frac{\|\Pi_{T'}^\perp \widetilde{\epsilon}'\|^2}{n-(s-r)} + 2 \langle \alpha_\beta - \widehat{\alpha}^*, \frac{\widetilde{X}_{T'}^\top \widetilde{\epsilon}'}{n-(s-r)} \rangle,\end{aligned}\tag{45}$$

with $\Pi_{\widetilde{R}} = \widetilde{X}_R (\widetilde{X}_R^\top \widetilde{X}_R)^{-1} \widetilde{X}_R^\top$ for $R = S'$ or T' . Note we have $\widetilde{X}_R = \Pi_W^\perp X_R = \Pi_W^\perp e_{R|W} = \Pi_W^\perp U_{R|W} \Sigma_{R|W}^{1/2}$ where $U_{R|W} \in \mathbb{R}^{n \times r}$ and $U_{(R|W),ij} \stackrel{iid}{\sim} \mathcal{N}(0,1)$. Thus given W , $\text{Tr}(\Pi_W^\perp) = n - (s-r)$, invoking Lemma D.1, we have for $t \in (0,1)$, with probability greater than $1 - 2 \exp(-C(n - (s-r))t^2 + r)$,

$$\left\| \frac{\Sigma_{R|W}^{-1/2} \widetilde{X}_R^\top \widetilde{X}_R \Sigma_{R|W}^{-1/2}}{n-(s-r)} - I_r \right\|_{\text{op}} \leq t \quad \forall R = S', T'.$$

Then the proof is based on two additional lemmas:

Lemma D.3. *Providing $n \geq s + \frac{64r}{\Delta_1 \vee \Delta_2}$,*

$$\mathbb{P} \left(\frac{\|\Pi_T^\perp \epsilon'\|^2 - \|\Pi_{S_*}^\perp \epsilon\|^2}{\sigma^2(n-s)} \geq \frac{2}{3} \Delta_1 - \frac{1}{4} \Delta_1 \vee \Delta_2 \right) \geq 1 - 5 \exp(-(n-s) \frac{\min(\Delta_1 \vee \Delta_2, 1)}{64^2}).$$

Lemma D.4. *Providing $n \geq (s-r) + \frac{2C'r}{\min(\Delta_1 \vee \Delta_2, 1)}$, for some constant C' ,*

$$\mathbb{P} \left(\frac{\widehat{\Delta}_2(T) - \widehat{\Delta}_2(S_*)}{\sigma^2} \geq \frac{2}{3} \Delta_2 - \frac{1}{4} \Delta_1 \vee \Delta_2 \right) \geq 1 - 4 \exp(-C'(n - (s-r)) \min(\Delta_1 \vee \Delta_2, 1) + r).$$

Combining Lemma D.3 and D.4, it suffices to have $n \gtrsim s + \frac{r}{\Delta_1 \vee \Delta_2}$ to ensure the conditions are satisfied, i.e. $n \geq s + \frac{\max(64, 2C')r}{\min(\Delta_1 \vee \Delta_2, 1)}$. Let $C_0 = \min(C', 1/64^2)$, with probability at least

$$\begin{aligned}1 - 5 \exp(-(n-s) \frac{\min(\Delta_1 \vee \Delta_2, 1)}{1024}) - 4 \exp(-C'(n - (s-r)) \min(\Delta_1 \vee \Delta_2, 1) + r) \\ \geq 1 - 9 \exp(-C_0(n-s)) \min(\Delta_1 \vee \Delta_2, 1) + r,\end{aligned}$$

we have

$$\begin{aligned}\mathcal{L}(T; (S_*, T)) - \mathcal{L}(S_*; (S_*, T)) &\geq \frac{2}{3} (\Delta_1 + \Delta_2) - \frac{1}{2} \Delta_1 \vee \Delta_2 \\ &\geq \frac{1}{6} \Delta_1 \vee \Delta_2 > 0,\end{aligned}$$

which implies successful recovery $\widehat{S} = S_*$, and completes the proof. \square

We proceed to show the proofs for Lemma D.3 and D.4.

Proof of Lemma D.3. Note that

$$\begin{aligned} \frac{\|\Pi_T^\perp \epsilon'\|^2 - \|\Pi_{S_*}^\perp \epsilon\|^2}{\sigma^2(n-s)} &= \frac{(\|\Pi_T^\perp \epsilon\|^2 - \|\Pi_{S_*}^\perp \epsilon\|^2) + \|\Pi_T^\perp \epsilon_0\|^2 + 2\langle \Pi_T^\perp \epsilon_0, \Pi_T^\perp \epsilon \rangle}{\sigma^2(n-s)} \\ &=: A_1 + A_2 + A_3. \end{aligned} \quad (46)$$

We will choose $C_{11}, C_{12}, C_{13} \in (0, 1)$. Similar to the proof for Theorem B.2, we have for A_1 ,

$$\begin{aligned} \mathbb{P}(A_1 \leq -C_{11}\Delta_1 \vee \Delta_2) &= \mathbb{P}\left(\frac{\|\Pi_T^\perp \epsilon\|^2 - \|\Pi_{T \cap S_*}^\perp \epsilon\|^2}{\sigma^2(n-s)} - \frac{\|\Pi_{S_*}^\perp \epsilon\|^2 - \|\Pi_{T \cap S_*}^\perp \epsilon\|^2}{\sigma^2(n-s)} \leq -C_{11}\Delta_1 \vee \Delta_2\right) \\ &\leq 2\mathbb{P}\left(\left|\frac{\chi_r^2}{r} - 1\right| \geq \frac{C_{11}(n-s)}{2r}\Delta_1 \vee \Delta_2\right) \\ &\leq 2\exp(-(n-s)\frac{C_{11}}{8}\Delta_1 \vee \Delta_2). \end{aligned}$$

Given $n \geq s + \frac{8}{C_{11}} \times \frac{r}{\Delta_1 \vee \Delta_2}$. For A_2 , since $C_{12} \in (0, 1)$,

$$\begin{aligned} \mathbb{P}(A_2 \leq C_{12}\Delta_1) &= \mathbb{P}\left(\frac{\chi_{n-s}^2}{n-s} - 1 \leq C_{12} - 1\right) \\ &\leq \exp(-(n-s) \times \frac{(1-C_{12})^2}{16}). \end{aligned}$$

For A_3 , let $U_\epsilon = \epsilon/\sigma, U_{\epsilon_0} = \epsilon_0/\sqrt{\Delta_1\sigma^2}$,

$$\begin{aligned} \mathbb{P}(A_3 \leq -C_{13}\Delta_1 \vee \Delta_2) &= \mathbb{P}\left(\frac{\|\Pi_T^\perp \frac{U_\epsilon + U_{\epsilon_0}}{\sqrt{2}}\|^2 - \|\Pi_T^\perp \frac{U_\epsilon - U_{\epsilon_0}}{\sqrt{2}}\|^2}{n-s} \leq -C_{13}\frac{\Delta_1 \vee \Delta_2}{\sqrt{\Delta_1}}\right) \\ &\leq 2\mathbb{P}\left(\left|\frac{\chi_{n-s}^2}{n-s} - 1\right| \geq \frac{C_{13}}{2}\frac{\Delta_1 \vee \Delta_2}{\sqrt{\Delta_1}}\right) \\ &\leq 2\mathbb{P}\left(\left|\frac{\chi_{n-s}^2}{n-s} - 1\right| \geq \frac{C_{13}}{2}\sqrt{\Delta_1 \vee \Delta_2}\right) \\ &\leq 2\exp(-(n-s)\min(\sqrt{\Delta_1 \vee \Delta_2}, \Delta_1 \vee \Delta_2) \times \frac{C_{13}^2}{64}). \end{aligned}$$

Let $C_{11} = \frac{1}{8}, C_{12} = \frac{2}{3}, C_{13} = \frac{1}{8}$, we conclude

$$\begin{aligned} &\mathbb{P}\left(\frac{\|\Pi_T^\perp \epsilon'\|^2 - \|\Pi_{S_*}^\perp \epsilon\|^2}{\sigma^2(n-s)} \leq \frac{2}{3}\Delta_1 - \frac{1}{4}\Delta_1 \vee \Delta_2\right) \\ &\leq \mathbb{P}(A_1 \leq -C_{11}\Delta_1 \vee \Delta_2) + \mathbb{P}(A_2 \leq C_{12}\Delta_1) \\ &\quad + \mathbb{P}(A_3 \leq -C_{13}\Delta_1 \vee \Delta_2) \\ &\leq 2\exp(-(n-s)\frac{C_{11}}{8}\Delta_1 \vee \Delta_2) \\ &\quad + \exp(-(n-s) \times \frac{(1-C_{12})^2}{64}) \\ &\quad + 2\exp(-(n-s)\min(\sqrt{\Delta_1 \vee \Delta_2}, \Delta_1 \vee \Delta_2) \times \frac{C_{13}^2}{16}) \\ &\leq 5\exp(-(n-s)\frac{\min(\Delta_1 \vee \Delta_2, 1)}{64^2}). \end{aligned}$$

□

Proof of Lemma D.4. Since $\widehat{\beta}^*$ is the minimizer, we have

$$\widehat{\Delta}_2(S_*) = (\widehat{\beta} - \widehat{\beta}^*)^\top \frac{\widetilde{X}_{S'}^\top \widetilde{X}_{S'}}{n - (s - r)} (\widehat{\beta} - \widehat{\beta}^*) \leq (\widehat{\beta} - \beta_{S'})^\top \frac{\widetilde{X}_{S'}^\top \widetilde{X}_{S'}}{n - (s - r)} (\widehat{\beta} - \beta_{S'}) = \frac{\|\Pi_{\widetilde{S}'} \epsilon\|^2}{n - (s - r)}.$$

On the other hand, for some $t \in (0, 1)$ which will be specified later, with probability greater than $1 - 2 \exp(-C(n - (s - r))t^2 + r)$,

$$\begin{aligned} \widehat{\Delta}_2(T) &= (\alpha_\beta - \widehat{\alpha}^*)^\top \frac{\widetilde{X}_{T'}^\top \widetilde{X}_{T'}}{n - (s - r)} (\alpha_\beta - \widehat{\alpha}^*) + \frac{\|\Pi_{\widetilde{T}'} \widetilde{\epsilon}'\|^2}{n - (s - r)} + 2 \langle \alpha_\beta - \widehat{\alpha}^*, \frac{\widetilde{X}_{T'}^\top \widetilde{\epsilon}'}{n - (s - r)} \rangle \\ &\geq (1 - t) (\alpha_\beta - \widehat{\alpha}^*)^\top \Sigma_{T'|W} (\alpha_\beta - \widehat{\alpha}^*) + \frac{\|\Pi_{\widetilde{T}'} \widetilde{\epsilon}'\|^2}{n - (s - r)} \\ &\quad - 2 \|\Sigma_{T'|W}^{1/2} (\alpha_\beta - \widehat{\alpha}^*)\| \|\mathbf{U}_{T'|W}^\top \widetilde{\epsilon}' / (n - (s - r))\| \\ &\geq (1 - t) \Delta_2 \sigma^2 + \frac{\|\Pi_{\widetilde{T}'} \widetilde{\epsilon}'\|^2}{n - (s - r)} - 2 \|\Sigma_{T'|W}^{1/2} (\alpha_\beta - \widehat{\alpha}^*)\| \|\mathbf{U}_{T'|W}^\top \widetilde{\epsilon}' / (n - (s - r))\|, \end{aligned}$$

where the last inequality is because $\Delta_2 = \min_{\alpha \in \Theta_{T'}} (\alpha_\beta - \alpha)^\top \Sigma_{T'|W} (\alpha_\beta - \alpha)$. Then

$$\begin{aligned} \frac{\widehat{\Delta}_2(T) - \widehat{\Delta}_2(S_*)}{\sigma^2} &\geq (1 - t) \Delta_2 + \left(\frac{\|\Pi_{\widetilde{T}'} \widetilde{\epsilon}'\|^2}{\sigma^2 (n - (s - r))} - \frac{\|\Pi_{\widetilde{S}'} \widetilde{\epsilon}\|^2}{\sigma^2 (n - (s - r))} \right) \\ &\quad - 2 \frac{\|\Sigma_{T'|W}^{1/2} (\alpha_\beta - \widehat{\alpha}^*)\| \|\mathbf{U}_{T'|W}^\top \widetilde{\epsilon}'\|}{\sigma^2 (n - (s - r))} \\ &:= (1 - t) \Delta_2 + B_1 - B_2. \end{aligned}$$

We will choose $C_{21}, C_{22} \in (0, 1)$. For B_1 , since $\text{Tr}(\Pi_{\widetilde{T}'}^2) = \text{Tr}(\Pi_{\widetilde{S}'}^2) = r$, let $K, K' \sim \chi_r^2$, conditioned on S_* and T ,

$$\begin{aligned} \mathbb{P}(B_1 \leq -C_{21} \Delta_1 \vee \Delta_2) &= \mathbb{P}\left(\frac{(1 + \Delta_1)K - K'}{n - (s - r)} \leq -C_{21} \Delta_1 \vee \Delta_2 \right) \\ &\leq \mathbb{P}\left(\frac{K - K'}{n - (s - r)} \leq -C_{21} \Delta_1 \vee \Delta_2 \right) \\ &\leq 2\mathbb{P}\left(\left| \frac{\chi_r^2}{r} - 1 \right| \leq \frac{C_{21}(n - (s - r))}{2r} \Delta_1 \vee \Delta_2 \right) \\ &\leq 2 \exp(-(n - (s - r)) \frac{C_{21}}{8} \Delta_1 \vee \Delta_2), \end{aligned}$$

given $n \geq (s - r) + \frac{8}{C_{21}} \times \frac{r}{\Delta_1 \vee \Delta_2}$. For B_2 , we invoke Lemma D.2 for $\|\mathbf{U}_{T'|W}^\top \widetilde{\epsilon}'\|$:

$$\begin{aligned} \mathbb{P}\left(\frac{\|\mathbf{U}_{T'|W}^\top \widetilde{\epsilon}'\|^2}{\sigma^2 (n - (s - r))^2} \geq C_{22} \Delta_1 \vee \Delta_2 \right) &\leq \exp\left(-(n - (s - r)) \frac{C_{22} \Delta_1 \vee \Delta_2}{4(1 + t)(1 + \Delta_1)} + \frac{r}{4} \right) \\ &\quad + \exp(-C(n - (s - r))t^2 + r), \end{aligned}$$

providing $n \geq (s - r) + \frac{8r(1+t)(1+\Delta_1)}{C_{22}\Delta_1 \vee \Delta_2}$. We further discuss $\frac{1+\Delta_1}{\Delta_1 \vee \Delta_2}$ in cases:

- If $\Delta_1 < 1$: $\frac{1+\Delta_1}{\Delta_1 \vee \Delta_2} < \frac{2}{\Delta_1 \vee \Delta_2}$;
- If $\Delta_1 \geq 1$: $\frac{1+\Delta_1}{\Delta_1 \vee \Delta_2} \leq \frac{2\Delta_1}{\Delta_1 \vee \Delta_2} \leq 2$.

Thus we only need $n \geq (s-r) + \frac{16r(1+t)}{C_{22}}(1 \vee \frac{1}{\Delta_1 \vee \Delta_2})$ to ensure

$$\mathbb{P}\left(\frac{\|U_{T'}^\top | W \tilde{\epsilon}'\|^2}{\sigma^2(n-s)^2} \geq C_{22}\Delta_1 \vee \Delta_2\right) \leq \exp\left(- (n - (s-r)) \frac{C_{22} \min(\Delta_1 \vee \Delta_2, 1)}{8(1+t)} + \frac{r}{4}\right) + \exp(-C(n - (s-r))t^2 + r).$$

Then for $\|\Sigma_{T'|W}^{1/2}(\alpha_\beta - \hat{\alpha}^*)\|$, we start with the fact that $\hat{\alpha}^*$ is the minimizer of the programming, we have

$$\frac{1}{\sigma^2}(\hat{\alpha} - \hat{\alpha}^*)^\top \frac{\tilde{X}_{T'}^\top \tilde{X}_{T'}}{n - (s-r)}(\hat{\alpha} - \hat{\alpha}^*) \leq \frac{1}{\sigma^2}(\hat{\alpha} - \alpha^*)^\top \frac{\tilde{X}_{T'}^\top \tilde{X}_{T'}}{n - (s-r)}(\hat{\alpha} - \alpha^*).$$

Expand both sides,

$$\begin{aligned} & \frac{1}{\sigma^2}(\alpha_\beta - \hat{\alpha}^*)^\top \frac{\tilde{X}_{T'}^\top \tilde{X}_{T'}}{n - (s-r)}(\alpha_\beta - \hat{\alpha}^*) + \frac{2}{\sigma^2} \langle \Sigma_{T'|W}^{1/2}(\alpha_\beta - \hat{\alpha}^*), U_{T'|W}^\top \tilde{\epsilon}' / (n - (s-r)) \rangle \\ & \leq \frac{1}{\sigma^2}(\alpha_\beta - \alpha^*)^\top \frac{\tilde{X}_{T'}^\top \tilde{X}_{T'}}{n - (s-r)}(\alpha_\beta - \alpha^*) + \frac{2}{\sigma^2} \langle \Sigma_{T'|W}^{1/2}(\alpha_\beta - \alpha^*), U_{T'|W}^\top \tilde{\epsilon}' / (n - (s-r)) \rangle \\ & \leq (1+t)\Delta_2 + \frac{2}{\sigma^2} \|\Sigma_{T'|W}^{1/2}(\alpha_\beta - \alpha^*)\| \|U_{T'|W}^\top \tilde{\epsilon}' / (n - (s-r))\| \\ & \leq (1+t)\Delta_2 + 2\sqrt{\Delta_2} \sqrt{C_{22}\Delta_1 \vee \Delta_2}. \end{aligned}$$

Moreover,

$$\begin{aligned} \frac{1-t}{\sigma^2} \|\Sigma_{T'|W}^{1/2}(\alpha_\beta - \hat{\alpha}^*)\|^2 & \leq \frac{1}{\sigma^2}(\alpha_\beta - \hat{\alpha}^*)^\top \frac{\tilde{X}_{T'}^\top \tilde{X}_{T'}}{n - (s-r)}(\alpha_\beta - \hat{\alpha}^*) \\ & \leq (1+t)\Delta_2 + 2\sqrt{\Delta_2} \sqrt{C_{22}\Delta_1 \vee \Delta_2} \\ & \quad + \frac{2}{\sigma^2} \|\Sigma_{T'|W}^{1/2}(\alpha_\beta - \hat{\alpha}^*)\| \|U_{T'|W}^\top \tilde{\epsilon}' / (n - (s-r))\|. \end{aligned}$$

Denote our target $x := \|\Sigma_{T'|W}^{1/2}(\alpha_\beta - \hat{\alpha}^*)/\sigma\|$, then

$$x^2 \leq \frac{1+t}{1-t}\Delta_2 + \frac{2}{1-t}\sqrt{\Delta_2} \sqrt{C_{22}\Delta_1 \vee \Delta_2} + \frac{2}{1-t}\sqrt{C_{22}\Delta_1 \vee \Delta_2}x.$$

After rearrangement, since both t and $C_{22} < 1$,

$$\begin{aligned} \left(x - \frac{1}{1-t}\sqrt{C_{22}\Delta_1 \vee \Delta_2}\right)^2 & \leq \frac{1+t}{1-t}\Delta_2 + \frac{2}{1-t}C_{22}^{1/2}\Delta_1 \vee \Delta_2 + \frac{C_{22}}{(1-t)^2}\Delta_1 \vee \Delta_2 \\ & \leq \frac{3 \times 2}{(1-t)^2}\Delta_1 \vee \Delta_2 \\ \implies x & \leq \left(\frac{\sqrt{6}}{1-t} + \frac{1}{1-t}\sqrt{C_{22}}\right)\sqrt{\Delta_1 \vee \Delta_2} \\ & \leq \frac{4}{1-t}\sqrt{\Delta_1 \vee \Delta_2}. \end{aligned}$$

Therefore,

$$B_2 \leq 2 \times \sqrt{C_{22}\Delta_1 \vee \Delta_2} \times \frac{4}{1-t}\sqrt{\Delta_1 \vee \Delta_2} = \frac{8}{1-t}\sqrt{C_{22}\Delta_1 \vee \Delta_2},$$

with probability at least

$$1 - \exp\left(- (n - (s - r)) \frac{C_{22} \min(\Delta_1 \vee \Delta_2, 1)}{8(1+t)} + \frac{r}{4}\right) - \exp(-C(n - (s - r))t^2 + r).$$

Furthermore, we have

$$\frac{\widehat{\Delta}_2(T) - \widehat{\Delta}_2(S_*)}{\sigma^2} \geq (1-t)\Delta_2 - (C_{21} + \frac{8\sqrt{C_{22}}}{1-t})\Delta_1 \vee \Delta_2,$$

with probability at least

$$\begin{aligned} & 1 - 2 \exp(- (n - (s - r)) \frac{C_{21}}{8} \Delta_1 \vee \Delta_2) \\ & - \exp\left(- (n - (s - r)) \frac{C_{22} \min(\Delta_1 \vee \Delta_2, 1)}{8(1+t)} + \frac{r}{4}\right) \\ & - \exp(-C(n - (s - r))t^2 + r). \end{aligned}$$

Let $t = \frac{1}{3}, C_{21} = \frac{1}{8}, C_{22} = \frac{1}{96^2}$, we get

$$\begin{aligned} & \mathbb{P}\left(\frac{\widehat{\Delta}_2(T) - \widehat{\Delta}_2(S_*)}{\sigma^2} \geq \frac{2}{3}\Delta_2 - \frac{1}{4}\Delta_1 \vee \Delta_2\right) \\ & \geq 1 - 4 \exp\left(- (n - (s - r)) \min(\Delta_1 \vee \Delta_2) \times \min\left(\frac{C}{9}, \frac{1}{96^2 \times 32/3}\right) + r\right) \\ & = 1 - 4 \exp\left(- (n - (s - r))C' \min(\Delta_1 \vee \Delta_2) + r\right), \end{aligned}$$

where $C' = \min\left(\frac{C}{9}, \frac{1}{96^2 \times 32/3}\right)$. □

D.2 Proof of Theorem 3.1

Theorem. Assume $s \leq d/2$ and let $(\beta, \Sigma, \sigma^2) \in \mathcal{M} := \mathcal{M}(\Theta, \Omega, \sigma^2)$. Given n i.i.d. samples from $P_{\beta, \Sigma, \sigma^2}$, if $\Delta(\mathcal{M}) > 0$ and the sample size satisfies

$$\begin{aligned} n - s & \gtrsim \max_{r \in [s]} \frac{\log \binom{d-s}{r} + \log(1/\delta)}{r\Delta(\mathcal{M}) \wedge 1} \\ & \asymp \max\left\{\frac{\log(d-s) + \log(1/\delta)}{\Delta(\mathcal{M})}, \log \binom{d-s}{s} + \log(1/\delta)\right\}, \end{aligned}$$

then $\mathbb{P}_{\beta, \Sigma, \sigma^2}(\widehat{S} = S_*) \geq 1 - \delta$, where \widehat{S} is given by either Algorithm 2 or 3.

Proof. Similar to the proof of Theorem B.2, we apply Lemma 3.2, whose conditions are satisfied by the

stated sample complexity,

$$\begin{aligned}
\mathbb{P}(\widehat{S} \neq S_*) &\leq \mathbb{P}\left[\bigcup_{r=1}^s \bigcup_{\substack{T \in \mathcal{T}_{d,s} \setminus \{S_*\} \\ |S_* \setminus T|=r}} \{\mathcal{L}(T; (S_*, T)) - \mathcal{L}(S_*; (S_*, T)) < 0\}\right] \\
&\leq \sum_{r=1}^s \sum_{\substack{T \in \mathcal{T}_{d,s} \setminus \{S_*\} \\ |S_* \setminus T|=r}} \mathbb{P}\left[\mathcal{L}(T; (S_*, T)) - \mathcal{L}(S_*; (S_*, T)) < 0\right] \\
&\leq \sum_{r=1}^s \sum_{\substack{T \in \mathcal{T}_{d,s} \setminus \{S_*\} \\ |S_* \setminus T|=r}} 9 \exp\left(-C_0(n-s) \min(r\Delta(\mathcal{M}), 1) + r\right) \\
&\leq \max_r s \times \binom{s}{r} \binom{d-s}{r} \times 9 \exp\left(-C_0(n-s) \min(r\Delta(\mathcal{M}), 1) + r\right).
\end{aligned}$$

Since $s \leq d/2$, $\binom{s}{r} \leq \binom{d-s}{r}$ and

$$\log 9s \leq \max_r \log 9 \binom{s}{r} \leq \max_r 2 \log \binom{s}{r},$$

when s is large enough. Therefore, the error probability

$$\begin{aligned}
\mathbb{P}(\widehat{S} \neq S_*) &\leq \max_r \exp\left(\log 9s + \log \binom{s}{r} + \log \binom{d-s}{r} + r - C_0(n-s) \min(r\Delta(\mathcal{M}), 1)\right) \\
&\leq \max_r \exp\left(5 \log \binom{d-s}{r} - C_0(n-s) \min(r\Delta(\mathcal{M}), 1)\right).
\end{aligned}$$

Setting the RHS to be smaller than δ for all r , we have desired sample complexity. \square

D.3 Proof of Theorem A.4

Theorem. Assuming $\bar{s} \leq d/2$, for any $(\beta, \Sigma, \sigma^2) \in \mathcal{M} := \mathcal{M}(\Theta, \Omega, \sigma^2)$, let $S_* = \text{supp}(\beta)$ and $|S_*| = s \leq \bar{s}$. Given n i.i.d. samples from $P_{\beta, \Sigma, \sigma^2}$, apply Algorithm 2 or 3 with COMPARE replaced by Algorithm 6, $\mathcal{T}_{d,s}$ replaced by $\mathcal{T}_{d, \bar{s}}$, and choice $\tau = \frac{1}{4} \bar{\Delta}(\mathcal{M}) \times \sigma^2$. Let the output be \widehat{S} , if the sample size satisfies

$$n - \bar{s} \gtrsim \max\left\{\frac{\log(d) + \log(1/\delta)}{\bar{\Delta}(\mathcal{M})}, \log\left(\frac{d}{\bar{s}}\right) + \log(1/\delta)\right\},$$

then $\mathbb{P}_{\beta, \Sigma, \sigma^2}(\widehat{S} = S_*) \geq 1 - \delta$.

Proof. The proof is based on the following error probability bound of Algorithm 6, which is proved in Appendix D.4.

Lemma D.5. For any $(\beta, \Sigma, \sigma^2) \in \mathcal{M}(\Theta, \Omega, \sigma^2)$, let $S_* = \text{supp}(\beta)$ and $|S_*| \leq \bar{s}$. Given n i.i.d. samples from $P_{\beta, \Sigma, \sigma^2}$ with $|S_*| \leq \bar{s}$, apply Algorithm 6 on (S_*, T) with output \widehat{S} . Let $\ell' := \max\{|T| - |S_*|, 0\}$, use the shorthand notation $\Delta_1 := \Delta_1(S_*, T)$, $\Delta_2 := \Delta_2(S_*, T)$, and $\mathcal{M} := \mathcal{M}(\Theta, \Omega, \sigma^2)$, if sample size $n \gtrsim \bar{s} + \frac{1}{\bar{\Delta}(\mathcal{M})}$, then we have for some constant C_0 ,

$$\begin{aligned}
\mathbb{P}_{\beta, \Sigma, \sigma^2}\left(\frac{\mathcal{L}(T; (S_*, T)) - \mathcal{L}(S_*; (S_*, T))}{\sigma^2} \geq \frac{3}{4}(\Delta_1 + \Delta_2) - \frac{1}{4}(\Delta_1 \vee \Delta_2 + \ell' \bar{\Delta}(\mathcal{M}))\right) \\
\geq 1 - 8 \exp\left(-C_0(n - \bar{s}) \min\left(1, \Delta_1 \vee \Delta_2 + \ell' \bar{\Delta}(\mathcal{M})\right) + |S_* \setminus T| + |T \setminus S_*|\right).
\end{aligned}$$

Then the proof is basically the same as the one of Theorem B.6. Use the shorthand notation $\bar{\Delta} :=$

$\bar{\Delta}(\mathcal{M})$. Denote the event that S_* beats an alternative T with $|T| = j$:

$$\mathcal{E}(T, j) = \left\{ \mathcal{L}(S_*; (S_*, T)) + \frac{s}{4} \bar{\Delta} \sigma^2 \leq \mathcal{L}(T; (S_*, T)) + \frac{j}{4} \bar{\Delta} \sigma^2 \right\},$$

then the estimator succeeds with

$$\mathbb{P}(\widehat{S} = S_*) = \mathbb{P}\left(\bigcap_{j \in [\bar{s}]} \bigcap_{T \in \mathcal{T}_{d,j} \setminus \{S_*\}} \mathcal{E}(T, j)\right).$$

Therefore, let $\ell := |j - s|$,

$$\begin{aligned} \mathbb{P}(\widehat{S} \neq S_*) &= \mathbb{P}\left(\bigcup_{j \in [\bar{s}]} \bigcup_{T \in \mathcal{T}_{d,j} \setminus \{S_*\}} \overline{\mathcal{E}(T, j)}\right) \\ &\leq \sum_{T \in \mathcal{T}_{d,s} \setminus \{S_*\}} \mathbb{P}(\overline{\mathcal{E}(T, s)}) \\ &\quad + \sum_{\ell=1}^s \sum_{T \in \mathcal{T}_{d,s-\ell}} \mathbb{P}(\overline{\mathcal{E}(T, s-\ell)}) + \sum_{\ell=1}^{\bar{s}-s} \sum_{T \in \mathcal{T}_{d,s+\ell}} \mathbb{P}(\overline{\mathcal{E}(T, s+\ell)}). \end{aligned}$$

The first term is controlled by Theorem 3.1, now let's look at remaining two. Let $k := |T \cap S_*|$,

$$A_1 + A_2 := \sum_{\ell=1}^s \sum_{k=0}^{s-\ell} \sum_{\substack{T \in \mathcal{T}_{d,s-\ell} \\ |T \cap S_*|=k}} \mathbb{P}(\overline{\mathcal{E}(T, s-\ell)}) + \sum_{\ell=1}^{\bar{s}-s} \sum_{k=0}^s \sum_{\substack{T \in \mathcal{T}_{d,s+\ell} \\ |T \cap S_*|=k}} \mathbb{P}(\overline{\mathcal{E}(T, s+\ell)}).$$

The cardinality of the innermost sums of A_1 and A_2 are bounded by $\binom{d-s}{s-k}^2$ and $\binom{d-s}{s-k+\ell}^2$ respectively. Now we analyze the error probability respectively using Lemma D.5.

For $|T| = s - \ell$, i.e. $|S_*| > |T|$, and $|T \cap S_*| = k$, we have $|S_* \setminus T| = s - k \geq \ell$, $|T \setminus S_*| = s - \ell - k$, $\ell' := \max\{j - s, 0\} = 0$. Note that the event

$$\begin{aligned} &\frac{\mathcal{L}(T; (S_*, T)) - \mathcal{L}(S_*; (S_*, T))}{\sigma^2} \geq \frac{3}{4}(\Delta_1 + \Delta_2) - \frac{1}{4}(\Delta_1 \vee \Delta_2 + \ell' \bar{\Delta}) \\ \implies &\frac{\mathcal{L}(T; (S_*, T)) - \mathcal{L}(S_*; (S_*, T))}{\sigma^2} - \frac{1}{4} \ell \bar{\Delta} \geq \frac{1}{2} \Delta_1 \vee \Delta_2 - \frac{1}{4} \ell \bar{\Delta} \\ &\geq \frac{1}{4} \Delta_1 \vee \Delta_2 + \frac{1}{4} (s - k - \ell) \bar{\Delta} > 0 \\ \implies &\mathcal{E}(T, s - \ell), \end{aligned}$$

by definitions of $\bar{\Delta}$. Therefore,

$$\begin{aligned} \mathbb{P}(\overline{\mathcal{E}(T, s - \ell)}) &\leq 8 \exp\left(-C_0(n - \bar{s}) \min(1, \Delta_1 \vee \Delta_2) + |S_* \setminus T| + |T \setminus S_*|\right) \\ &\leq 8 \exp\left(-C_0(n - \bar{s}) \min(1, (s - k) \bar{\Delta}) + 2(s - k)\right). \end{aligned}$$

For $|T| = s + \ell$, i.e. $|S_*| < |T|$, and $|T \cap S_*| = k$, we have $|S_* \setminus T| = s - k$, $|T \setminus S_*| = s + \ell - k$, $\ell' = \ell$.

The event

$$\begin{aligned}
& \frac{\mathcal{L}(T; (S_*, T)) - \mathcal{L}(S_*; (S_*, T))}{\sigma^2} \geq \frac{3}{4}(\Delta_1 + \Delta_2) - \frac{1}{4}(\Delta_1 \vee \Delta_2 + \ell\bar{\Delta}) \\
\implies & \frac{\mathcal{L}(T; (S_*, T)) - \mathcal{L}(S_*; (S_*, T))}{\sigma^2} + \frac{1}{4}\ell\bar{\Delta} \geq \frac{1}{2}\Delta_1 \vee \Delta_2 - \frac{1}{4}\ell\bar{\Delta} + \frac{1}{4}\ell\bar{\Delta} \\
& = \frac{1}{2}\Delta_1 \vee \Delta_2 > 0 \\
\implies & \mathcal{E}(T, s + \ell),
\end{aligned}$$

Therefore,

$$\begin{aligned}
\mathbb{P}(\overline{\mathcal{E}(T, s + \ell)}) & \leq 8 \exp \left(-C_0(n - \bar{s}) \min(1, \Delta_1 \vee \Delta_2 + \ell\bar{\Delta}) + |S_* \setminus T| + |T \setminus S_*| \right) \\
& \leq 8 \exp \left(-C_0(n - \bar{s}) \min(1, (s - k + \ell)\bar{\Delta}) + 2(s - k + \ell) \right).
\end{aligned}$$

Thus, for A_1 , let $t := s - k \in [s]$,

$$\begin{aligned}
A_1 & = \sum_{\ell=1}^s \sum_{k=0}^{s-\ell} \sum_{\substack{T \in \mathcal{T}_{d, s-\ell} \\ |T \cap S_*| = k}} \mathbb{P}(\overline{\mathcal{E}(T, s - \ell)}) \\
& \leq s\bar{s} \max_{\substack{1 \leq \ell \leq s \\ 0 \leq k \leq s-\ell}} 8 \exp \left(-(n - \bar{s})C_0 \min((s - k)\bar{\Delta}, 1) + 2(s - k) + 2 \log \binom{d-s}{s-k} \right) \\
& \leq s\bar{s} \max_{t \in [s]} 8 \exp \left(-(n - \bar{s})C_0 \min(t\bar{\Delta}, 1) + 4 \log \binom{d-s}{t} \right).
\end{aligned}$$

For A_2 , which is positive only when $s < \bar{s}$, let $t := s - k + \ell \in [\bar{s}]$,

$$\begin{aligned}
A_2 & = \sum_{\ell=1}^{\bar{s}-s} \sum_{k=0}^s \sum_{\substack{T \in \mathcal{T}_{d, s+\ell} \\ |T \cap S_*| = k}} \mathbb{P}(\overline{\mathcal{E}(T, s + \ell)}) \\
& \leq (\bar{s} - s)\bar{s} \max_{\substack{1 \leq \ell \leq \bar{s}-s \\ 0 \leq k \leq s}} 8 \exp \left(-(n - \bar{s})C_0 \min((s - k + \ell)\bar{\Delta}, 1) + 2(s - k + \ell) + 2 \log \binom{d-s}{s-k+\ell} \right) \\
& \leq (\bar{s} - s)\bar{s} \max_{t \in [\bar{s}]} 8 \exp \left(-(n - \bar{s})C_0 \min(t\bar{\Delta}, 1) + 4 \log \binom{d-s}{t} \right).
\end{aligned}$$

Therefore,

$$\begin{aligned}
A_1 + A_2 & \leq 8\bar{s}^2 \max_{t \in [\bar{s}]} \exp \left(-(n - \bar{s})C_0 \min(t\bar{\Delta}, 1) + 4 \log \binom{d-s}{t} \right) \\
& = \max_{t \in [\bar{s}]} \exp \left(-(n - \bar{s})C_0 \min(t\bar{\Delta}, 1) + 4 \log \binom{d-s}{t} + \log(8\bar{s}^2) \right).
\end{aligned}$$

Since for large enough \bar{s} ,

$$\begin{aligned}\log(8\bar{s}^2) &= \log 8 + 2 \log \bar{s} \\ &\leq \log 8 + 2 \max_{t \in [\bar{s}]} \log \binom{\bar{s}}{t} \\ &\leq 3 \max_{t \in [\bar{s}]} \log \binom{\bar{s}}{t} \\ &\leq 3 \max_{t \in [\bar{s}]} \log \binom{d-s}{t},\end{aligned}$$

we have

$$A_1 + A_2 \leq \max_{t \in [\bar{s}]} \exp \left(- (n - \bar{s}) C_0 \min(t\bar{\Delta}, 1) + 7 \log \binom{d-s}{t} \right).$$

Combined with Theorem 3.1, we have following error probability,

$$\begin{aligned}\mathbb{P}(\widehat{S} \neq S_*) &\leq 2 \max_{t \in [\bar{s}]} \exp \left(- (n - \bar{s}) C_0 \min(t\bar{\Delta}, 1) + 7 \log \binom{d-s}{t} \right) \\ &\leq 2 \max_{t \in [\bar{s}]} \exp \left(- (n - \bar{s}) C_0 \min(t\bar{\Delta}, 1) + 7 \log \binom{d}{t} \right).\end{aligned}$$

Setting the RHS to be smaller than δ leads to desired sample complexity. \square

D.4 Proof of Lemma D.5

Lemma. For any $(\beta, \Sigma, \sigma^2) \in \mathcal{M}(\Theta, \Omega, \sigma^2)$, let $S_* = \text{supp}(\beta)$ and $|S_*| \leq \bar{s}$. Given n i.i.d. samples from $P_{\beta, \Sigma, \sigma^2}$ with $|S_*| \leq \bar{s}$, apply Algorithm 6 on (S_*, T) with output \widehat{S} . Let $\ell' := \max\{|T| - |S_*|, 0\}$, use the shorthand notation $\Delta_1 := \Delta_1(S_*, T)$, $\Delta_2 := \Delta_2(S_*, T)$, and $\mathcal{M} := \mathcal{M}(\Theta, \Omega, \sigma^2)$, if sample size $n \gtrsim \bar{s} + \frac{1}{\Delta(\mathcal{M})}$, then we have for some constant C_0 ,

$$\begin{aligned}\mathbb{P}_{\beta, \Sigma, \sigma^2} \left(\frac{\mathcal{L}(T; (S_*, T)) - \mathcal{L}(S_*; (S_*, T))}{\sigma^2} \geq \frac{3}{4}(\Delta_1 + \Delta_2) - \frac{1}{4}(\Delta_1 \vee \Delta_2 + \ell' \bar{\Delta}(\mathcal{M})) \right) \\ \geq 1 - 8 \exp \left(- C_0(n - \bar{s}) \min(1, \Delta_1 \vee \Delta_2 + \ell' \bar{\Delta}(\mathcal{M})) + |S_* \setminus T| + |T \setminus S_*| \right).\end{aligned}$$

Proof. The proof is similar with the ones for Lemma 3.2 and Lemma C.4. We adopt the same notation as the proof for Lemma 3.2 in Appendix D.1. Let $S_* = S' \cup W$, $T = T' \cup W$, $\beta_{S_*} = (\beta_{S_* \setminus T}, \beta_{S_* \cap T}) = (\beta_{S'}, \beta_W)$. Thus, $S_* \setminus T = S'$, $T \setminus S_* = T'$, $S_* \cap T = W$. Furthermore, denote $|T| = j$, then $\ell' = \max\{(j - s), 0\}$. Let $X_{S'} = \Sigma_{S'T} \Sigma_{TT}^{-1} X_T + \epsilon_{S'|T}$, $\epsilon_0 = \beta_{S'}^\top \epsilon_{S'|T} \sim \mathcal{N}(0, \sigma^2 \Delta_1)$, $\epsilon' = \epsilon_0 + \epsilon \sim \mathcal{N}(0, \sigma^2(1 + \Delta_1))$, and $(\widetilde{X}_{S'}, \widetilde{X}_{T'}, \widetilde{Y}, \widetilde{\epsilon}, \widetilde{\epsilon}_0, \widetilde{\epsilon}') = \Pi_W^\perp(X_{S'}, X_{T'}, Y, \epsilon, \epsilon_0, \epsilon')$. Recall that

$$\begin{aligned}\mathcal{L}(S_*; (S_*, T)) &= \frac{\|\Pi_{S_*}^\perp \epsilon\|^2}{n - s} + \widehat{\Delta}_2(S_*) \\ \mathcal{L}(T; (S_*, T)) &= \frac{\|\Pi_T^\perp \epsilon'\|^2}{n - j} + \widehat{\Delta}_2(T),\end{aligned}$$

where $\widehat{\Delta}_2(S_*)$, $\widehat{\Delta}_2(T)$ are defined as in (45) with denominator replaced by $n - |W|$. Invoking Lemma D.1, we have the same conclusion for either $R = S'$ or T' , with probability greater than $1 - 2 \exp(-C(n -$

$|W|)t^2 + |S'| + |T'|)$,

$$\left\| \frac{\Sigma_R^{-1/2} \tilde{X}_R^\top \tilde{X}_R \Sigma_R^{-1/2}}{n - |W|} - I_{|R|} \right\|_{\text{op}} \leq t \quad \forall R = S', T'.$$

Write $\bar{\Delta} := \bar{\Delta}(\mathcal{M})$. Then the proof is based on two lemma:

Lemma D.6. *Providing $n \geq \bar{s} + \frac{192}{\Delta}$,*

$$\begin{aligned} & \mathbb{P} \left(\frac{\|\Pi_T^\perp \epsilon'\|^2}{\sigma^2(n-j)} - \frac{\|\Pi_{S_*}^\perp \epsilon\|^2}{\sigma^2(n-s)} \geq \frac{3}{4}\Delta_1 - \frac{1}{8}(\Delta_1 \vee \Delta_2 + \ell' \bar{\Delta}) \right) \\ & \geq 1 - 5 \exp \left(- (n - \bar{s}) \frac{\min(\Delta_1 \vee \Delta_2 + \ell' \bar{\Delta}, 1)}{64^2} + |T'| \right). \end{aligned}$$

Lemma D.7. *Providing $n \geq |W| + \frac{2C' \max\{|S'|, |T'|\}}{\min(\Delta_1 \vee \Delta_2 + \ell' \bar{\Delta}, 1)}$, for some constant C' ,*

$$\begin{aligned} & \mathbb{P} \left(\frac{\hat{\Delta}_2(T) - \hat{\Delta}_2(S_*)}{\sigma^2} \geq \frac{3}{4}\Delta_2 - \frac{1}{8}(\Delta_1 \vee \Delta_2 + \ell' \bar{\Delta}) \right) \\ & \geq 1 - 3 \exp \left(- C'(n - |S'|) \min(\Delta_1 \vee \Delta_2 + \ell' \bar{\Delta}, 1) + |S'| + |T'| \right). \end{aligned}$$

Combining Lemma D.6 and D.7, it suffices to have $n \gtrsim \bar{s} + \frac{1}{\Delta}$ to ensure the conditions are satisfied, because

$$\bar{s} + \frac{1}{\Delta} \gtrsim |W| + |T'| + \frac{|S'| + \ell'}{(|S'| + \ell')\bar{\Delta}} \gtrsim |W| + |T'| + \frac{|S'| + \ell'}{\Delta_1 \vee \Delta_2 + \ell' \bar{\Delta}} \gtrsim |W| + \frac{|T'|}{\min(\Delta_1 \vee \Delta_2 + \ell' \bar{\Delta}, 1)}.$$

Note that $\ell' + |S'| \geq \max\{|T'|, |S'|\}$ by definition of ℓ' and equality holds when $|T| \geq |S_*|$. Let $C_0 = \min(C', 1/64^2)$, with probability at least

$$\begin{aligned} & 1 - 5 \exp \left(- (n - \bar{s}) \frac{\min(\Delta_1 \vee \Delta_2 + \ell' \bar{\Delta}, 1)}{1024} + |T'| \right) \\ & \quad - 3 \exp \left(- C'(n - |W|) \min(\Delta_1 \vee \Delta_2 + \ell' \bar{\Delta}, 1) + |S'| + |T'| \right) \\ & \geq 1 - 8 \exp \left(- C_0(n - \bar{s}) \min(\Delta_1 \vee \Delta_2 + \ell' \bar{\Delta}, 1) + |S'| + |T'| \right), \end{aligned}$$

we have

$$\begin{aligned} \frac{\mathcal{L}(T; (S_*, T)) - \mathcal{L}(S_*; (S_*, T))}{\sigma^2} &= \frac{\|\Pi_T^\perp \epsilon'\|^2}{\sigma^2(n-j)} - \frac{\|\Pi_{S_*}^\perp \epsilon\|^2}{\sigma^2(n-s)} + \frac{\hat{\Delta}_2(T) - \hat{\Delta}_2(S_*)}{\sigma^2} \\ &\geq \frac{3}{4}(\Delta_1 + \Delta_2) - \frac{1}{4}(\Delta_1 \vee \Delta_2 + \ell' \bar{\Delta}), \end{aligned}$$

which completes the proof. \square

We proceed to show the proofs for Lemma D.6 and D.7.

Proof of Lemma D.6. Start with the same decomposition:

$$\begin{aligned} \frac{\|\Pi_T^\perp \epsilon'\|^2}{\sigma^2(n-j)} - \frac{\|\Pi_{S_*}^\perp \epsilon\|^2}{\sigma^2(n-s)} &= \frac{\|\Pi_T^\perp(\epsilon + \epsilon_0)\|^2}{\sigma^2(n-j)} - \frac{\|\Pi_{S_*}^\perp \epsilon\|^2}{\sigma^2(n-s)} \\ &= \underbrace{\frac{\|\Pi_T^\perp \epsilon_0\|^2}{\sigma^2(n-j)}}_{:=A_1} + \underbrace{\frac{2\langle \Pi_T^\perp \epsilon, \Pi_T^\perp \epsilon_0 \rangle}{\sigma^2(n-j)}}_{:=A_2} + \underbrace{\frac{\|(\Pi_T^\perp - \Pi_{S_*}^\perp)\epsilon\|^2}{\sigma^2(n-j)}}_{:=A_3} + \underbrace{\frac{-(s-j)}{n-j} \frac{\|\Pi_{S_*}^\perp \epsilon\|^2}{\sigma^2(n-s)}}_{:=A_4}. \end{aligned}$$

For A_1 ,

$$\begin{aligned} \mathbb{P}(A_1 \geq \frac{3}{4}\Delta_1) &= \mathbb{P}\left(\frac{\chi_{n-j}^2}{n-j} \geq \frac{3}{4}\right) \\ &= \mathbb{P}\left(\frac{\chi_{n-j}^2}{n-j} - 1 \geq -\frac{1}{4}\right) \\ &\geq 1 - \exp\left(-\frac{1}{16^2}(n-j)\right) \\ &\geq 1 - \exp\left(-\frac{1}{16^2}(n-\bar{s})\right). \end{aligned}$$

For A_2 ,

$$\begin{aligned} \mathbb{P}\left(A_2 \geq -\frac{1}{24}(\Delta_1 \vee \Delta_2 + \ell'\bar{\Delta})\right) &= \mathbb{P}\left(\frac{2\langle \Pi_T^\perp \epsilon, \Pi_T^\perp \epsilon_0 \rangle}{\sigma^2(n-j)} \geq -\frac{1}{24}(\Delta_1 \vee \Delta_2 + \ell'\bar{\Delta})\right) \\ &\geq 1 - 2\mathbb{P}\left(\left|\frac{\chi_{n-j}^2}{n-j} - 1\right| \leq \frac{1}{48}\sqrt{\Delta_1 \vee \Delta_2 + \ell'\bar{\Delta}}\right) \\ &\geq 1 - 2\exp\left(- (n-j) \frac{\min(\Delta_1 \vee \Delta_2 + \ell'\bar{\Delta}, \sqrt{\Delta_1 \vee \Delta_2 + \ell'\bar{\Delta}})}{48^2 \times 16}\right). \end{aligned}$$

The first inequality is because

$$\begin{aligned} \left(\frac{\Delta_1 \vee \Delta_2 + \ell'\bar{\Delta}}{\sqrt{\Delta_1}}\right)^2 &= \frac{(\Delta_1 \vee \Delta_2)^2 + (\ell'\bar{\Delta})^2 + 2(\Delta_1 \vee \Delta_2)(\ell'\bar{\Delta})}{\Delta_1} \\ &\geq \Delta_1 \vee \Delta_2 + 2(\ell'\bar{\Delta}) \\ &\geq \Delta_1 \vee \Delta_2 + \ell'\bar{\Delta}. \end{aligned}$$

For A_3 ,

$$\begin{aligned} \frac{\|(\Pi_T^\perp - \Pi_{S_*}^\perp)\epsilon\|^2}{\sigma^2(n-j)} &= \frac{\|(\Pi_{S_*} - \Pi_{S_* \cap T})\epsilon\|^2}{\sigma^2(n-j)} - \frac{\|(\Pi_T - \Pi_{S_* \cap T})\epsilon\|^2}{\sigma^2(n-j)} \\ &\geq -\frac{\|(\Pi_T - \Pi_{S_* \cap T})\epsilon\|^2}{\sigma^2(n-j)} \\ &\sim -\frac{\chi_{|T \setminus S_*|}^2}{n-j} = -\frac{\chi_{|T'|}^2}{n-j}. \end{aligned}$$

If $|T'| = 0$, then $A_3 \geq 0$, otherwise,

$$\begin{aligned} \mathbb{P}\left(A_3 \geq -\frac{1}{24}(\Delta_1 \vee \Delta_2 + \ell'\bar{\Delta})\right) &= \mathbb{P}\left(\frac{\chi_{|T'|}^2}{|T'|} - 1 \leq \frac{1}{24}(\Delta_1 \vee \Delta_2 + \ell'\bar{\Delta}) \times \frac{n-j}{|T'|} - 1\right) \\ &\geq 1 - \exp\left(- (n-j) \frac{\Delta_1 \vee \Delta_2 + \ell'\bar{\Delta}}{96} + |T'|\right), \end{aligned}$$

given $n - j \geq \frac{182|T'|}{\Delta_1 \vee \Delta_2 + \ell' \bar{\Delta}}$, which is ensured by

$$n - \bar{s} \geq \frac{192}{\Delta} \geq \frac{192|T'|}{(|S'| + \ell')\bar{\Delta}} \geq \frac{192|T'|}{\Delta_1 \vee \Delta_2 + \ell' \bar{\Delta}}.$$

For A_4 , if $|S_*| \leq |T|$, i.e. $s - j \leq 0$, then $A_4 \geq 0$, otherwise,

$$\begin{aligned} \mathbb{P}\left(A_4 \geq -\frac{1}{24}(\Delta_1 \vee \Delta_2 + \ell' \bar{\Delta})\right) &= \mathbb{P}\left(-\frac{s-j}{n-j} \frac{\|\Pi_{S_*}^\perp \epsilon\|^2}{\sigma^2(n-s)} \geq -\frac{1}{24}(\Delta_1 \vee \Delta_2 + \ell' \bar{\Delta})\right) \\ &= \mathbb{P}\left(\frac{\chi_{n-s}^2}{n-s} - 1 \leq \frac{1}{24}(\Delta_1 \vee \Delta_2 + \ell' \bar{\Delta}) \times \frac{n-j}{s-j} - 1\right) \\ &\geq 1 - \exp\left(- (n-s) \left[\frac{\Delta_1 \vee \Delta_2 + \ell' \bar{\Delta}}{96} \times \frac{n-j}{s-j} - \frac{1}{4}\right]\right) \\ &\geq 1 - \exp\left(- (n-s) \frac{\Delta_1 \vee \Delta_2 + \ell' \bar{\Delta}}{96}\right), \end{aligned}$$

where the first inequality requires

$$\frac{\Delta_1 \vee \Delta_2 + \ell' \bar{\Delta}}{96} \frac{n-j}{s-j} \geq 2 \Leftrightarrow n-j \geq \frac{192(s-j)}{\Delta_1 \vee \Delta_2 + \ell' \bar{\Delta}},$$

which is ensured by $n - \bar{s} \geq \frac{192}{\Delta}$. And the second inequality requires

$$\frac{\Delta_1 \vee \Delta_2 + \ell' \bar{\Delta}}{96} \times \frac{n-j}{s-j} - \frac{1}{4} \geq \frac{\Delta_1 \vee \Delta_2 + \ell' \bar{\Delta}}{96} \Leftrightarrow n-s \geq \frac{24(s-j)}{\Delta_1 \vee \Delta_2 + \ell' \bar{\Delta}},$$

which is ensured by

$$n - \bar{s} \geq \frac{192}{\Delta} = \frac{192\ell'}{\Delta\ell'} \geq \frac{24\ell'}{\Delta_1 \vee \Delta_2 + \ell' \bar{\Delta}} = \frac{24(s-j)}{\Delta_1 \vee \Delta_2 + \ell' \bar{\Delta}}.$$

Combined these results, we have

$$\begin{aligned} \mathbb{P}\left(\frac{\|\Pi_T^\perp \epsilon'\|^2}{\sigma^2(n-j)} - \frac{\|\Pi_{S_*}^\perp \epsilon\|^2}{\sigma^2(n-s)} \geq \frac{3}{4}\Delta_1 - \frac{1}{8}(\Delta_1 \vee \Delta_2 + \ell' \bar{\Delta})\right) \\ \geq 1 - 5 \exp\left(- (n - \bar{s}) \frac{\min(\Delta_1 \vee \Delta_2 + \ell' \bar{\Delta}, 1)}{188^2} + |T'|\right). \end{aligned}$$

□

Proof of Lemma D.7. With probability at least $1 - 2 \exp(-C(n - |W|)t^2 + |S'| + |T'|)$, we have

$$\begin{aligned} \frac{\widehat{\Delta}_2(T) - \widehat{\Delta}_2(S_*)}{\sigma^2} &\geq (1-t)\Delta_2 + \left(\frac{\|\Pi_{\tilde{T}'} \tilde{\epsilon}'\|^2}{\sigma^2(n-|W|)} - \frac{\|\Pi_{\tilde{S}'} \tilde{\epsilon}\|^2}{\sigma^2(n-|W|)}\right) \\ &\quad - 2 \frac{\|\Sigma_{T'|W}^{1/2}(\alpha_\beta - \hat{\alpha}^*)\| \|\mathbf{U}_{T'|W}^\top \tilde{\epsilon}'\|}{\sigma^2(n-|W|)} \\ &:= (1-t)\Delta_2 + B_1 - B_2. \end{aligned}$$

For B_1 , if $|S'| = 0$, then $B_1 \geq 0$, otherwise,

$$\begin{aligned} \mathbb{P}\left(B_1 \leq -\frac{1}{16}(\Delta_1 \vee \Delta_2 + \ell'\bar{\Delta})\right) &\leq \mathbb{P}\left(-\frac{\|\Pi_{S'}\tilde{\epsilon}\|^2}{n-|W|} \leq -\frac{1}{16}(\Delta_1 \vee \Delta_2 + \ell'\bar{\Delta})\right) \\ &= \mathbb{P}\left(\frac{\chi_{|S'|}^2}{|S'|} - 1 \geq \frac{n-|W|}{|S'|} \frac{1}{16}(\Delta_1 \vee \Delta_2 + \ell'\bar{\Delta}) - 1\right) \\ &\leq \exp(-(n-|W|)\frac{\Delta_1 \vee \Delta_2 + \ell'\bar{\Delta}}{64} + |S'|), \end{aligned}$$

given $n \geq |W| + \frac{128|S'|}{\Delta_1 \vee \Delta_2 + \ell'\bar{\Delta}}$. For B_2 , we again invoke Lemma D.2 for $\|U_{T'}^\top |W| \tilde{\epsilon}'\|$:

$$\begin{aligned} \mathbb{P}\left(\frac{\|U_{T'}^\top |W| \tilde{\epsilon}'\|^2}{\sigma^2(n-|W|)^2} \geq C_{22}(\Delta_1 \vee \Delta_2 + \ell'\bar{\Delta})\right) &\leq \exp\left(- (n-|W|)\frac{C_{22}(\Delta_1 \vee \Delta_2 + \ell'\bar{\Delta})}{4(1+t)(1+\Delta_1)} + \frac{|T'|}{4}\right) \\ &\quad + \exp(-C(n-|W|)t^2 + |T'|), \end{aligned}$$

for some $C_{22} \in (0, 1)$ providing $n \geq |W| + \frac{8|T'|(1+t)(1+\Delta_1)}{C_{22}(\Delta_1 \vee \Delta_2 + \ell'\bar{\Delta})}$. We further discuss $\frac{1+\Delta_1}{\Delta_1 \vee \Delta_2 + \ell'\bar{\Delta}}$ in cases:

- If $\Delta_1 < 1$: $\frac{1+\Delta_1}{\Delta_1 \vee \Delta_2 + \ell'\bar{\Delta}} < \frac{2}{\Delta_1 \vee \Delta_2 + \ell'\bar{\Delta}}$;
- If $\Delta_1 \geq 1$: $\frac{1+\Delta_1}{\Delta_1 \vee \Delta_2 + \ell'\bar{\Delta}} \leq \frac{2\Delta_1}{\Delta_1 \vee \Delta_2 + \ell'\bar{\Delta}} \leq 2$.

Thus we only need $n \geq |W| + \frac{16|T'|(1+t)}{C_{22}}(1 \vee \frac{1}{\Delta_1 \vee \Delta_2 + \ell'\bar{\Delta}})$ to ensure

$$\begin{aligned} &\mathbb{P}\left(\frac{\|U_{T'}^\top |W| \tilde{\epsilon}'\|^2}{\sigma^2(n-|W|)^2} \geq C_{22}(\Delta_1 \vee \Delta_2 + \ell'\bar{\Delta})\right) \\ &\leq \exp\left(- (n-|W|)\frac{C_{22} \min(\Delta_1 \vee \Delta_2 + \ell'\bar{\Delta}, 1)}{8(1+t)} + \frac{|T'|}{4}\right) \\ &\quad + \exp(-C(n-|W|)t^2 + |T'|). \end{aligned}$$

As shown in the proof of Lemma D.4, the event above implies

$$B_2 \leq \frac{8}{1-t} \sqrt{C_{22}}(\Delta_1 \vee \Delta_2 + \ell'\bar{\Delta}),$$

with probability at least

$$1 - \exp\left(- (n-|W|)\frac{C_{22} \min(\Delta_1 \vee \Delta_2 + \ell'\bar{\Delta}, 1)}{8(1+t)} + \frac{|T'|}{4}\right) + \exp(-C(n-|W|)t^2 + |T'|).$$

Furthermore, let $t = \frac{1}{4}$, $C_{22} = \frac{1}{16^4}$, we have

$$\begin{aligned} \frac{\widehat{\Delta}_2(T) - \widehat{\Delta}_2(S_*)}{\sigma^2} &\geq (1-t)\Delta_2 - \left(\frac{1}{16} + \frac{8\sqrt{C_{22}}}{1-t}\right)(\Delta_1 \vee \Delta_2 + \ell'\bar{\Delta}) \\ &\geq \frac{3}{4}\Delta_2 - \frac{1}{8}(\Delta_1 \vee \Delta_2 + \ell'\bar{\Delta}), \end{aligned}$$

with probability at least

$$\begin{aligned}
& 1 - \exp\left(- (n - |W|) \frac{\Delta_1 \vee \Delta_2 + \ell' \bar{\Delta}}{64} + |S'|\right) \\
& - \exp\left(- (n - |W|) \frac{\min(\Delta_1 \vee \Delta_2 + \ell' \bar{\Delta}, 1)}{16^4 \times 8 \times 5/4} + \frac{|T'|}{4}\right) \\
& - \exp(-C(n - |W|)/16 + |T'|) \\
& \geq 1 - 3 \exp\left(- C'(n - |W|) \min(\Delta_1 \vee \Delta_2 + \ell' \bar{\Delta}, 1) + |S'| + |T'|\right),
\end{aligned}$$

where $C' = \min(\frac{C}{16}, \frac{1}{16^4 \times 10})$. □

D.5 Proof of Lemma 3.3

Lemma. For any $(\beta, \Sigma, \sigma^2) \in \mathcal{M}(\Theta, \Omega, \sigma^2)$, and any two sets $S, T \in \mathcal{T}_{d,s}$,

$$\Delta_1(S, T) \vee \Delta_2(S, T) \asymp \frac{1}{\sigma^2} \min_{\alpha_{T \setminus S} \in \Theta_{T \setminus S}} \text{var} \left[X_{S \setminus T}^\top \beta_{S \setminus T} - X_{T \setminus S}^\top \alpha_{T \setminus S} \mid S \cap T \right].$$

Moreover, the constant is within $[1/2, 1]$.

Proof. Let $\Delta_2(S, T, \alpha_{T \setminus S}) := (\alpha_\beta(S, T) - \alpha_{T \setminus S})^\top \Sigma_{T \setminus S \mid S \cap T} (\alpha_\beta(S, T) - \alpha_{T \setminus S}) / \sigma^2$. Therefore,

$$\begin{aligned}
& \text{var} \left[X_{S \setminus T}^\top \beta_{S \setminus T} - X_{T \setminus S}^\top \alpha_{T \setminus S} \mid S \cap T \right] \\
& = \beta_{S \setminus T}^\top \Sigma_{S \setminus T \mid S \cap T} \beta_{S \setminus T} + \alpha_{T \setminus S}^\top \Sigma_{T \setminus S \mid S \cap T} \alpha_{T \setminus S} \\
& \quad - 2\beta_{S \setminus T}^\top \Sigma_{(S \setminus T)(T \setminus S) \mid S \cap T} \alpha_{T \setminus S} \\
& = \beta_{S \setminus T}^\top \Sigma_{S \setminus T \mid T} \beta_{S \setminus T} \\
& \quad + \beta_{S \setminus T}^\top \Sigma_{(S \setminus T)(T \setminus S) \mid S \cap T} \Sigma_{T \setminus S \mid S \cap T}^{-1} \Sigma_{(T \setminus S)(S \setminus T) \mid S \cap T} \beta_{S \setminus T} \\
& \quad + \alpha_{T \setminus S}^\top \Sigma_{T \setminus S \mid S \cap T} \alpha_{T \setminus S} - 2\beta_{S \setminus T}^\top \Sigma_{(S \setminus T)(T \setminus S) \mid S \cap T} \alpha_{T \setminus S} \\
& = \Delta_1(S, T) \sigma^2 + \Delta_2(S, T, \alpha_{T \setminus S}) \sigma^2.
\end{aligned}$$

Note that

$$\frac{1}{2} (\Delta_1(S, T) + \Delta_2(S, T)) \leq \Delta_1(S, T) \vee \Delta_2(S, T) \leq \Delta_1(S, T) + \Delta_2(S, T),$$

with

$$\begin{aligned}
\Delta_1(S, T) + \Delta_2(S, T) & = \Delta_1(S, T) + \min_{\alpha_{T \setminus S} \in \Theta_{T \setminus S}} \Delta_2(S, T, \alpha_{T \setminus S}) \\
& = \frac{1}{\sigma^2} \min_{\alpha_{T \setminus S} \in \Theta_{T \setminus S}} \text{var} \left[X_{S \setminus T}^\top \beta_{S \setminus T} - X_{T \setminus S}^\top \alpha_{T \setminus S} \mid S \cap T \right].
\end{aligned}$$

□

E Proofs for bipartite graphical model (Section 4)

E.1 Proof of Theorem 4.1

Theorem. If $s \leq d/2$, then the optimal sample complexity over \mathcal{M}_B is

$$n \asymp \frac{\log(d-s)}{\beta_{\min}^2 \sigma_{\min}^2 / \sigma^2} \vee \log \binom{d-s}{s},$$

which is achieved by both Simple and Full kBSS.

Proof. The result is based on Theorem E.1 and Corollary E.2 presented below, and Corollary G.2 in Appendix G.

Theorem E.1. Given n i.i.d. samples from $P_{\beta, \Sigma, \sigma^2}$ with $(\beta, \Sigma, \sigma^2) \in \mathcal{M}_B$. If the sample size is bounded as

$$n \leq \frac{1-2\delta}{2} \times \frac{\log(d-s)}{\beta_{\min}^2 \sigma_{\min}^2 / \sigma^2},$$

then for any estimator \widehat{S} for $S_* = \text{supp}(\beta)$,

$$\inf_{\widehat{S}} \sup_{(\beta, \Sigma, \sigma^2) \in \mathcal{M}_B} \mathbb{P}_{\beta, \Sigma, \sigma^2}(\widehat{S} \neq S_*) \geq \delta - \frac{\log 2}{\log(d-1)}.$$

Corollary E.2. Assuming $s \leq d/2$, for any $(\beta, \Sigma, \sigma^2) \in \mathcal{M}_B$, let $S_* = \text{supp}(\beta)$, given n i.i.d. samples from $P_{\beta, \Sigma, \sigma^2}$, apply Algorithm 2 or 3, let the output be \widehat{S} . If the sample size

$$n - s \gtrsim \max \left\{ \frac{\log(d-s) + \log(1/\delta)}{\beta_{\min}^2 \sigma_{\min}^2 / \sigma^2}, \log \binom{d-s}{s} + \log(1/\delta) \right\},$$

then $\mathbb{P}_{\beta, \Sigma, \sigma^2}(\widehat{S} = S_*) \geq 1 - \delta$.

The upper bound for \mathcal{M}_B follows immediately from Lemma 4.2 and Theorem 3.1. Taken together, the upper and lower bounds imply the optimality of Full kBSS for \mathcal{M}_B . The first term of the upper bound in Corollary E.2 matches the lower bound in Theorem E.1. The second term requires Corollary G.2 as a modification of Theorem B.4. \square

Proof of Theorem E.1. Consider the design covariance generated by a bipartite graph where $X_1 \sim \mathcal{N}(0, \sigma_{\min}^2)$ forms the first layer, and X_2, X_3, \dots, X_d form the second layer with $X_k = bX_1 + \epsilon_k, b \neq 0, \forall k \in \{2, 3, \dots, d\}$ and $\epsilon_k \sim \mathcal{N}(0, \sigma_{\min}^2)$. We fix Σ , the bipartite graph G and coefficient vector $\beta = \beta_{\min} \mathbf{1}_d$, construct the ensemble solely by varying support.

$$\mathcal{S} := \left\{ S : S = \{2, 3, \dots, s\} \cup \{X_\ell\}, \ell \in \{s+1, s+2, \dots, d\} \right\}.$$

Therefore, $|\mathcal{S}| = \binom{d-1-(s-1)}{1} = d-s$, and for any two elements S, T , we have form

$$\begin{aligned} S &= \{2, 3, \dots, s\} \cup \{j\} \\ T &= \{2, 3, \dots, s\} \cup \{k\}, \end{aligned}$$

with $j \neq k$ and $j, k \in \{s+1, s+2, \dots, d\}$. Denote the models determined by S and T to be P_S and P_T ,

we now calculate the KL divergence between them:

$$\begin{aligned}
\mathbf{KL}(P_S \| P_T) &= \mathbb{E}_{P_S} \log \frac{P_S}{P_T} \\
&= \mathbb{E}_X (X_S^\top \beta_S - X_T^\top \beta_T)^2 / 2\sigma^2 \\
&= \mathbb{E}_X (X_j - X_k)^2 \beta_{\min}^2 / 2\sigma^2 \\
&= \mathbb{E}_X (\epsilon_j - \epsilon_k)^2 \beta_{\min}^2 / 2\sigma^2 \\
&= \sigma_{\min}^2 \beta_{\min}^2 / \sigma^2.
\end{aligned}$$

Finally, we apply Fano's inequality Corollary J.2 with KL divergence upper bound $\beta_{\min}^2 \sigma_{\min}^2 / \sigma^2$ and ensemble cardinality $d - 1$, which completes the proof. \square

E.2 Proof of Lemma 4.2

Although Lemma 4.2 does not directly imply the proportional property (16) to hold, since we also need an upper bound on $\Delta_1(S_*, T) \vee \Delta_2(S_*, T)$, the optimality of klBSS for \mathcal{M}_B actually indicates the tightness of lower bound (22), and the proportional property holds implicitly. Otherwise the upper bound given by Theorem 3.1 with the hypothetically larger upper bound on $\Delta_1(S_*, T) \vee \Delta_2(S_*, T)$ would be smaller (in order) than the lower bound in Theorem E.1, which leads to a contradiction. Therefore, the matched signal ($\beta_{\min}^2 \sigma_{\min}^2 / \sigma^2$) in (the denominator of) upper and lower bounds is the appropriate and desired "constant" in (16), and therein hides the proportional property without worrying to directly show the tightness.

As discussed in Remark 4.2, we will consider a more general model by relaxing the layer size constraint to be $|V_1| \leq s + C$ for some nonnegative constant C .

$$\begin{aligned}
\mathcal{M}_B(\beta_{\min}, \sigma_{\min}^2, \sigma^2, C) &:= \left\{ (\beta, \Sigma, \sigma^2) \in \overline{\mathcal{M}}_B : \right. \\
&\quad \Sigma = \text{cov}(X), X \text{ is generated by some } G \in \mathcal{B}_{d,s}, \\
&\quad V = V_1 \cup V_2, |V_1| \leq s + C, \\
&\quad \left. \text{either } \text{supp}(\beta) \subseteq V_1 \text{ or } \text{supp}(\beta) \subseteq V_2 \right\}.
\end{aligned} \tag{47}$$

Therefore, (47) is a larger family, and reduces to (21) when $C = 0$. Then we prove signal lower bound for (47), which subsumes Lemma 4.2. With a little abuse of notation, we will use $\mathcal{M}_B := \mathcal{M}_B(\beta_{\min}, \sigma_{\min}^2, \sigma^2, C)$ here for simplicity.

Lemma. $\Delta(\mathcal{M}_B) \geq \frac{1}{2(C+1)} \beta_{\min}^2 \sigma_{\min}^2 / \sigma^2$.

Proof. Given a bipartite graph $G = (V, E) \in \mathcal{B}_{d,s}$ with $V = V_1 \cup V_2$ and $|V_1| \leq s + C$. There are two cases: True support is in the first layer $S_* \subseteq V_1$ or in the second layer $S_* \subseteq V_2$. For any $T \in \mathcal{T}_{d,s} \setminus \{S_*\}$ with $|S_* \setminus T| = r$, we want to show our signal $\Delta_1(S_*, T) \vee \Delta_2(S_*, T)$ is at least $\frac{1}{2(C+1)} r \beta_{\min}^2 \sigma_{\min}^2 / \sigma^2$ for any β, Σ . Let $\Theta := \Theta_{d,s}(\beta_{\min})$ for short, we will drop the arguments (S_*, T) .

If $S_* \subseteq V_2$, we have

$$\begin{aligned}
\Delta_1 \vee \Delta_2 \geq \Delta_1 &= \frac{\mathbb{E}[(X_{S_* \setminus T}^\top \beta_{S_* \setminus T})^2 | X_T]}{\sigma^2} \\
&= \frac{\mathbb{E}[(\sum_{j \in S_* \setminus T} \beta_j \sum_{k \in \text{pa}(j)} X_k b_{jk} + \epsilon_{S_* \setminus T}^\top \beta_{S_* \setminus T})^2 | X_T]}{\sigma^2} \\
&= \frac{\mathbb{E}[(\sum_{j \in S_* \setminus T} \beta_j \sum_{k \in \text{pa}(j)} X_k b_{jk})^2 | X_T] + \mathbb{E}[\epsilon_{S_* \setminus T}^\top \beta_{S_* \setminus T}]^2]}{\sigma^2} \\
&\geq \frac{\mathbb{E}[\epsilon_{S_* \setminus T}^\top \beta_{S_* \setminus T}]^2}{\sigma^2} \\
&= \frac{\sum_{j \in S_* \setminus T} \sigma_j^2 \beta_j^2}{\sigma^2} \geq \frac{r \beta_{\min}^2 \sigma_{\min}^2}{\sigma^2} > \frac{r \beta_{\min}^2 \sigma_{\min}^2}{2(C+1)\sigma^2}.
\end{aligned}$$

The third inequality is because $\epsilon_{S_* \setminus T}$ is independent with either T or nodes in V_1 .

If $S_* \subseteq V_1$, for any $T \in \mathcal{T}_{d,s} \setminus \{S_*\}$, let $|S_* \setminus T| = |T \setminus S_*| = r$, $T \setminus S_* = T_1 \cup T_2$ with $T_1 \subseteq V_1$, $T_2 \subseteq V_2$, $|T_1| = \ell$, $|T_2| = r - \ell$. Note that $\ell \leq C$ since $|V_1| \leq s + C$, so $|T_2| \geq r - C$. If $|T_2| \geq 1$, using Lemma 3.3, we have

$$\begin{aligned}
\Delta_1 \vee \Delta_2 &\geq \frac{1}{2\sigma^2} \min_{\alpha_{T \setminus S_*} \in \Theta_{T \setminus S_*}} \text{var}[X_{S_* \setminus T}^\top \beta_{S_* \setminus T} - X_{T \setminus S_*}^\top \alpha_{T \setminus S_*} | S_* \cap T] \\
&= \frac{1}{2\sigma^2} \min_{\alpha_{T \setminus S_*} \in \Theta_{T \setminus S_*}} \text{var} \left[X_{S_* \setminus T}^\top \beta_{S_* \setminus T} - X_{T_1}^\top \alpha_{T_1} \right. \\
&\quad \left. - \sum_{j \in T_2} \alpha_j \sum_{k \in \text{pa}(j)} X_k b_{jk} - \epsilon_{T_2}^\top \alpha_{T_2} | S_* \cap T \right] \\
&= \frac{1}{2\sigma^2} \min_{\alpha_{T \setminus S_*} \in \Theta_{T \setminus S_*}} \left(\text{var} \left[X_{S_* \setminus T}^\top \beta_{S_* \setminus T} - X_{T_1}^\top \alpha_{T_1} \right. \right. \\
&\quad \left. \left. - \sum_{j \in T_2} \alpha_j \sum_{k \in \text{pa}(j)} X_k b_{jk} | S_* \cap T \right] + \text{var}[\epsilon_{T_2}^\top \alpha_{T_2}] \right) \\
&\geq \frac{1}{2\sigma^2} \min_{\alpha_{T \setminus S_*} \in \Theta_{T \setminus S_*}} \text{var}[\epsilon_{T_2}^\top \alpha_{T_2}] \\
&\geq \frac{1}{2\sigma^2} |T_2| \sigma_{\min}^2 \beta_{\min}^2 \geq \frac{1}{2\sigma^2} \max\{r - C, 1\} \sigma_{\min}^2 \beta_{\min}^2.
\end{aligned}$$

The third inequality is because ϵ_{T_2} is independent with nodes in V_1 . If $|T_2| = 0$, then $T \setminus S_* = T_1 \subseteq V_1$. In this case, $(S_* \setminus T)$, $(T \setminus S_*)$, and $S_* \cap T$ are mutually independent, then

$$\begin{aligned}
\Delta_1 \vee \Delta_2 &\geq \frac{1}{2\sigma^2} \min_{\alpha_{T \setminus S_*} \in \Theta_{T \setminus S_*}} \text{var}[X_{S_* \setminus T}^\top \beta_{S_* \setminus T} - X_{T \setminus S_*}^\top \alpha_{T \setminus S_*} | S_* \cap T] \\
&= \frac{1}{2\sigma^2} \left(\text{var}[X_{S_* \setminus T}^\top \beta_{S_* \setminus T}] + \min_{\alpha_{T \setminus S_*} \in \Theta_{T \setminus S_*}} \text{var}[X_{T \setminus S_*}^\top \alpha_{T \setminus S_*}] \right) \\
&\geq \frac{2r}{2\sigma^2} \beta_{\min}^2 \sigma_{\min}^2 > \frac{1}{2\sigma^2} \beta_{\min}^2 \sigma_{\min}^2.
\end{aligned}$$

Therefore,

$$\Delta_1 \vee \Delta_2 \geq \frac{1}{2\sigma^2} \max\{r - C, 1\} \sigma_{\min}^2 \beta_{\min}^2 \geq \frac{1}{2(C+1)} \frac{\sigma_{\min}^2 \beta_{\min}^2}{\sigma^2},$$

which completes the proof. \square

E.3 Relaxing the constraint on size of the first layer

Here we relax the constraint on the size of first layer in \mathcal{M}_B and allow for covariance matrix generated by all bipartite DAGs in $B_{d,s}$. Formally, consider following model

$$\begin{aligned} \mathcal{M}'_B = \mathcal{M}'_B(\beta_{\min}, \sigma_{\min}^2, \sigma^2) &:= \left\{ (\beta, \Sigma, \sigma^2) \in \overline{\mathcal{M}}_B : \right. \\ &\quad \Sigma = \text{cov}(X), X \text{ is generated by some } G = (V, E), \\ &\quad \left. \text{either } \text{supp}(\beta) \subseteq V_1 \text{ or } \text{supp}(\beta) \subseteq V_2 \right\}. \end{aligned} \quad (48)$$

To establish the upper bound, we modify the definition of the signal by replacing $\mathcal{T}_{d,s}$ with $\mathcal{T}_{d,s}(V_1, V_2)$:

$$\Delta(\mathcal{M}'_B) := \min_{(\beta, \Sigma, \sigma^2) \in \mathcal{M}'_B} \min_{T \in \mathcal{T}_{d,s}(V_1, V_2) \setminus \{S_*\}} \frac{1}{|S_* \setminus T|} \left(\Delta_1(S_*, T) \vee \Delta_2(S_*, T) \right).$$

As a result, we have desired lower bound on the signal.

Lemma E.3. $\Delta(\mathcal{M}'_B) \geq \frac{1}{2} \beta_{\min}^2 \sigma_{\min}^2 / \sigma^2$.

The following upper bound is a consequence of Lemma E.3 and Theorem 3.1. Instead of directly applying the theorem, we also need to modify the proof by replacing $\mathcal{T}_{d,s}$ with $\mathcal{T}_{d,s}(V_1, V_2)$, i.e. only compare candidates in $\mathcal{T}_{d,s}(V_1, V_2)$; the proof still goes through and we omit these details to avoid over-complicating the presentation.

Corollary E.4. Assuming $s \leq d/2$, for any $(\beta, \Sigma, \sigma^2) \in \mathcal{M}'_B$, let $S_* = \text{supp}(\beta)$, given n i.i.d. samples from $P_{\beta, \Sigma, \sigma^2}$, apply Algorithm 2 or 3 with $\mathcal{T}_{d,s}$ replaced by $\mathcal{T}_{d,s}(V_1, V_2)$. Let the output be \hat{S} . If the sample size

$$n - s \gtrsim \max \left\{ \frac{\log(d - s) + \log(1/\delta)}{\beta_{\min}^2 \sigma_{\min}^2 / \sigma^2}, \log \binom{d - s}{s} + \log(1/\delta) \right\},$$

then $\mathbb{P}_{\beta, \Sigma, \sigma^2}(\hat{S} = S_*) \geq 1 - \delta$.

Since $\mathcal{M}_B \subset \mathcal{M}'_B$, the lower bounds in Theorem E.1 and Corollary G.2 also work for \mathcal{M}'_B . Therefore, we have established the optimality of klBSS for \mathcal{M}'_B . We proceed to proof Lemma E.3.

Proof of Lemma E.3. Given a bipartite graph $G \in B_{d,s}$ with $G = (V, E)$, $V = V_1 \cup V_2$, consider any two supports $S, T \in \mathcal{T}_{d,s}(V_1, V_2)$ with $|S \setminus T| = r$, we want to show our signal $\Delta_1(S, T) \vee \Delta_2(S, T)$ is at least $\frac{1}{2} r \beta_{\min}^2 \sigma_{\min}^2 / \sigma^2$ for any β, Σ . Let $\Theta := \Theta_{d,s}(\beta_{\min})$ for short, we will drop the arguments (S, T) . There are four cases to discuss:

1. $S, T \subseteq V_1$;
2. $S, T \subseteq V_2$;
3. $S \subseteq V_1, T \subseteq V_2$;
4. $S \subseteq V_2, T \subseteq V_1$.

We begin with the third case; the argument is the same for the fourth case by switching the role of S and T . In both cases, S and T are disjoint, thus $r = s$. Using Lemma 3.3, we have $\Delta_1 \vee \Delta_2 \geq$

$\frac{1}{2} \min_{\alpha \in \Theta_T} \text{var}[X_S^\top \beta_S - X_T^\top \alpha] / \sigma^2 = \frac{1}{2} \min_{\alpha \in \Theta_T} \mathbb{E}(X_S^\top \beta_S - X_T^\top \alpha)^2 / \sigma^2$. For the third case,

$$\begin{aligned} \min_{\alpha \in \Theta_T} \mathbb{E}(X_S^\top \beta_S - X_T^\top \alpha)^2 &= \min_{\alpha \in \Theta_T} \mathbb{E} \left(X_S^\top \beta_S - \sum_{j \in T} \alpha_j \sum_{k \in \text{pa}(j)} X_k b_{jk} + \epsilon_T^\top \alpha \right)^2 \\ &= \min_{\alpha \in \Theta_T} \mathbb{E} \left(X_S^\top \beta_S - \sum_{j \in T} \alpha_j \sum_{k \in \text{pa}(j)} X_k b_{jk} \right)^2 + \mathbb{E}[\epsilon_T^\top \alpha]^2 \\ &\geq \min_{\alpha \in \Theta_T} \mathbb{E}[\epsilon_T^\top \alpha]^2 \\ &= \min_{\alpha \in \Theta_T} \sum_{j \in T} \sigma_j^2 \alpha_j^2 \geq s \beta_{\min}^2 \sigma_{\min}^2. \end{aligned}$$

The second equality is due to independence between ϵ_T and any nodes in V_1 . For the first case, due to independence between $S \setminus T$ and T , thus

$$\Delta_1 \vee \Delta_2 \geq \Delta_1 = \frac{\beta_{S \setminus T}^\top \Sigma_{S \setminus T | T} \beta_{S \setminus T}}{\sigma^2} = \frac{\beta_{S \setminus T}^\top \Sigma_{S \setminus T} \beta_{S \setminus T}}{\sigma^2} = \frac{\sum_{j \in S \setminus T} \beta_j^2 \sigma_j^2}{\sigma^2} \geq \frac{r \beta_{\min}^2 \sigma_{\min}^2}{\sigma^2}.$$

For the second case,

$$\begin{aligned} \Delta_1 \vee \Delta_2 \geq \Delta_1 &= \frac{\mathbb{E}[(X_{S \setminus T}^\top \beta_{S \setminus T})^2 | X_T]}{\sigma^2} \\ &= \frac{\mathbb{E}[(\sum_{j \in S \setminus T} \beta_j \sum_{k \in \text{pa}(j)} X_k b_{jk} + \epsilon_{S \setminus T}^\top \beta_{S \setminus T})^2 | X_T]}{\sigma^2} \\ &= \frac{\mathbb{E}[(\sum_{j \in S \setminus T} \beta_j \sum_{k \in \text{pa}(j)} X_k b_{jk})^2 | X_T] + \mathbb{E}[\epsilon_{S \setminus T}^\top \beta_{S \setminus T}]^2}{\sigma^2} \\ &\geq \frac{\mathbb{E}[\epsilon_{S \setminus T}^\top \beta_{S \setminus T}]^2}{\sigma^2} \\ &= \frac{\sum_{j \in S \setminus T} \sigma_j^2 \beta_j^2}{\sigma^2} \geq \frac{r \beta_{\min}^2 \sigma_{\min}^2}{\sigma^2}, \end{aligned}$$

which completes the proof. \square

E.4 Proof of Proposition 4.4

Proposition. For any SEM generated according to (6) with noise variances $\sigma_1^2, \sigma_2^2, \dots, \sigma_d^2$ such that $\text{cov}(X) = \Sigma_\omega$, we have $\min_k \sigma_k^2 \rightarrow \omega$ as $d \rightarrow \infty$.

Proof. Since Σ_ω is invariant to permutation, i.e. for any permutation matrix P ,

$$\text{cov}(PX) = P \Sigma_\omega P^\top = \Sigma_\omega = \text{cov}(X),$$

for any SEM with covariance matrix Σ_ω , we suppose the topological ordering is $[d]$ with out loss of generality. Therefore, the noise variances (and the coefficient matrix) are determined by the Cholesky decomposition. Let

$$\Sigma_\omega = \omega I_d + (1 - \omega) \mathbf{1}_d \mathbf{1}_d^\top = LDL^\top$$

with lower triangular matrix L and diagonal matrix D . Denote the diagonal entries of D to be D_1, D_2, \dots, D_d , then $(\sigma_1^2, \sigma_2^2, \dots, \sigma_d^2)$ is given by (D_1, D_2, \dots, D_d) . Since we are interested in the minimum of σ_k^2 , it suffices to look at the minimum of D_k . Apply the recurrence formula (Watkins, 2004) to compute L and D :

For $k \in [d]$,

$$D_k = (\Sigma\omega)_{kk} - \sum_{j=1}^{k-1} L_{kj}^2 D_j = 1 - \sum_{j=1}^{k-1} L_{kj}^2 D_j$$

$$L_{ik} = \frac{1}{D_k} \left((\Sigma\omega)_{ik} - \sum_{j=1}^{k-1} L_{ik} L_{ij} D_j \right) = \frac{(1-\omega) - \sum_{j=1}^{k-1} L_{kj}^2 D_j}{1 - \sum_{j=1}^{k-1} L_{kj}^2 D_j} \quad \forall i > k.$$

Thus $D_1 = 1$ and $\min_k D_k = D_d$ because D_k is decreasing in k . Denote $A_d := \sum_{j=1}^{d-1} L_{dj}^2 D_j$ is increasing in d , then it suffices to show $A_d \rightarrow 1 - \omega$ as $d \rightarrow \infty$. Note that

$$A_{d+1} = A_d + \frac{\left((1-\omega) - A_d \right)^2}{1 - A_d}.$$

Then the sequence $\{A_d\}$ is upper bounded by $1 - \omega$, because $A_1 = 0$ and by induction if $A_d < 1 - \omega$, then

$$\begin{aligned} (1-\omega) - A_{d+1} &= (1-\omega) - A_d - \frac{\left((1-\omega) - A_d \right)^2}{1 - A_d} \\ &= \left((1-\omega) - A_d \right) \left(1 - \frac{1-\omega - A_d}{1 - A_d} \right) \\ &= \left((1-\omega) - A_d \right) \frac{\omega}{1 - A_d} > 0. \end{aligned}$$

Therefore, the sequence $\{A_d\}$ has a limit $A_d \rightarrow a^* \leq 1 - \omega$. Now we claim $a^* = 1 - \omega$. Otherwise, by way of contradiction, suppose $a^* = 1 - \omega - \delta$ with $\delta > 0$. Then for any $\epsilon > 0$, there exist d_ϵ such that for all $d \geq d_\epsilon$,

$$a^* - \epsilon \leq A_d \leq a^* + \epsilon.$$

Plug it into the formula for A_{d+1} , we get

$$A_{d+1} \geq a^* - \epsilon + \frac{(\delta - \epsilon)^2}{1 - a^* + \epsilon} \geq a^* - \epsilon + (\delta - \epsilon)^2 / 2.$$

Take $\epsilon = \delta^2 / 100$, then $A_{d+1} \geq a^* + \epsilon$, which leads to contradiction and completes the proof. \square

F Proofs for path cancellation (Section 5)

F.1 Proof of Theorem 5.1

Theorem. For any DAG $G = (V, E)$ with in-degree at least two, and any $\delta > 0$, there exists a parametrization according to (29) of an SEM over X , which yields $\Sigma = \text{cov}(X)$, and a pair of distributions given by $(\beta, \Sigma, \sigma^2)$ and $(\alpha, \Sigma, \sigma^2)$ with $\text{supp}(\beta) \neq \text{supp}(\alpha)$ such that

$$\text{KL}(P_{\beta, \Sigma, \sigma^2} \| P_{\alpha, \Sigma, \sigma^2}) = \mathcal{O}(\delta^2).$$

In particular, without additional assumptions, the sample complexity is unbounded.

Proof. Since the G has in-degree at least two, there must be a node W with two parents S, T such that

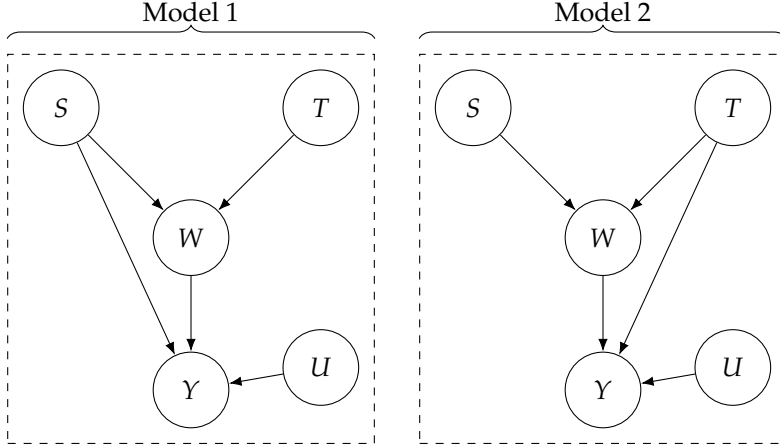


Figure 6: Graphs of two models that are indistinguishable.

$S \rightarrow W \leftarrow T$. Take any $U \subseteq V \setminus \{S, T, W\}$ with $|U| = s - 2$. Parameterize X_W by

$$X_W = b_{sw}X_S + b_{tw}X_T + \sum_{\ell \in \text{pa}(W) \setminus \{S, T\}} X_\ell b_{\ell w} + \epsilon_W.$$

Consider two models as in Figure 6:

$$\begin{aligned} P_1 : Y &= X_S \beta_S + X_W \beta_W + \beta_U^\top X_U + \epsilon \\ P_2 : Y &= X_T \alpha_T + X_W \alpha_W + \alpha_U^\top X_U + \epsilon, \end{aligned}$$

with

$$\beta_U = \alpha_U, \quad \beta_S = -\alpha_T, \quad \beta_W - \alpha_W = \delta, \quad b_{sw} = b_{tw} = -\beta_S / \delta.$$

the KL divergence between the two models is

$$\begin{aligned} \mathbf{KL}(P_1 \| P_2) &\propto \frac{1}{\sigma^2} \mathbb{E} \left[X_S \beta_S + X_W \beta_W + \beta_U^\top X_U - X_T \alpha_T - X_W \alpha_W - \alpha_U^\top X_U \right]^2 \\ &= \frac{1}{\sigma^2} \mathbb{E} \left[X_S \beta_S + (b_{sw} X_S + b_{tw} X_T) \beta_W + \beta_W \sum_{\ell \in \text{pa}(W) \setminus \{S, T\}} X_\ell b_{\ell w} + \epsilon_W \beta_W \right. \\ &\quad \left. - X_T \alpha_T - (b_{sw} X_S + b_{tw} X_T) \alpha_W - \alpha_W \sum_{\ell \in \text{pa}(W) \setminus \{S, T\}} X_\ell b_{\ell w} - \epsilon_W \alpha_W \right]^2 \\ &= \frac{1}{\sigma^2} \mathbb{E} \left[X_S (\beta_S + b_{sw} \delta) - X_T (\alpha_T - b_{tw} \delta) + \delta \epsilon_W + \delta \sum_{\ell \in \text{pa}(W) \setminus \{S, T\}} X_\ell b_{\ell w} \right]^2 \\ &= \frac{\sigma_W^2 + \text{var} \left(\sum_{\ell \in \text{pa}(W) \setminus \{S, T\}} X_\ell b_{\ell w} \right)}{\sigma^2} \delta^2 \\ &= \mathcal{O}(\delta^2), \end{aligned}$$

for arbitrarily small δ . As a consequence of Lemma J.3, the error probability of any method to distinguish P_1 and P_2 is bounded away from zero. \square

F.2 Proof of Theorem 5.2

Theorem. For any $(\beta, \Sigma, \sigma^2) \in \overline{\mathcal{M}}_{\mathbb{B}} \setminus \mathcal{M}_{\mathbb{B}}$ such that Condition 1 and 2 are satisfied, assuming $s \leq d/2$, let $S_* = \text{supp}(\beta)$, given n i.i.d. samples from $P_{\beta, \Sigma, \sigma^2}$, a modification of klBSS (Algorithm 5) returns \widehat{S} . If the sample size

$$n - s \gtrsim \max \left\{ \frac{\log(d-s) + s \log s + \log(1/\delta)}{\beta_{\min}^2 \sigma_{\min}^2 / \sigma^2}, \log \binom{d-s}{s} + \log(1/\delta) \right\},$$

then $\mathbb{P}_{\beta, \Sigma, \sigma^2}(\widehat{S} = S_*) \geq 1 - \delta$.

Proof. The analysis relies on Lemma F.1 below, whose proof is in Appendix F.3.

Lemma F.1. For any $(\beta, \Sigma, \sigma^2) \in \overline{\mathcal{M}}_{\mathbb{B}}$, let $G = (V, E) \in \mathbb{B}_{d,s}$ be the bipartite DAG generates Σ such that $V = V_1 \cup V_2$, $\text{supp}(\beta) = S_* = S_1 \cup S_2$ with $S_1 \subseteq V_1, S_2 \subseteq V_2$. For any $T \in \mathcal{T}_{d,s}$, denote $S' = S_* \setminus T, T' = T \setminus S_*$, and $|S'| = |T'| = r \in [s]$, write $T' = T_{11} \cup T_{12} \cup T_2$ with $T_2 \subseteq V_2, T_{11} \subseteq \text{pa}(S_2 \cup T_2), T_{12} \subseteq V_1 \setminus S_1 \setminus \text{pa}(S_2 \cup T_2)$, and $|T_{11}| = k$. Let

$$m := \min_{v \in S' \cup T'} |\text{ch}(v) \cap W_2|,$$

then,

$$\Delta_1(S_*, T) \vee \widetilde{\Delta}_2(S_*, T) \geq \frac{1}{2} \max \left\{ r - k, \mathbb{1}\{S' \not\subseteq \text{pa}(S_2)\}, \frac{1}{M(m+1)} \right\} \frac{\beta_{\min}^2 \sigma_{\min}^2}{\sigma^2}.$$

Lemma F.1 shows how much signal can be contributed by the nodes survive from path cancellation. Specifically, T_{12} is independent with other nodes in S_* or T and able to provide $(r - \ell - k)$ units of signal. Additionally, T_2 is in the second layer, thus its own noise is independent with everything else and provides ℓ units. Nonetheless, T_{11} is involved with $S_2 \cup T_2$ in V_2 , and is likely to have path cancellation. That is why we lose $k = |T_{11}|$ units of signal. The decomposition of S_* is symmetric and can only double the total signal up to constant, hence it suffices to analyze the signal contributed by T . Finally, even with path cancellation, we will always have signal lower bounded.

Similar to the proof of Theorem 3.1, we will apply Lemma A.2, whose conditions are satisfied by the stated sample complexity. We will drop the arguments (S, T) for simplicity.

We start by setting up some notations. Given $G = (V, E)$ with $V = V_1 \cup V_2$. Let $S_* = S_1 \cup S_2$ and $S_1 \subseteq V_1, S_2 \subseteq V_2$. Let $w_1 = |V_1| - |S_1|$ and $w_2 = |V_2| - |S_2|$ be the cardinality of remaining nodes within two layers. For any other $T \in \mathcal{T}_{d,s}$, let $r = |S_* \setminus T|$, whose domain is $\{1, 2, \dots, s\}$. Let $T \setminus S_* = T_1 \cup T_2$ with $T_1 \subseteq V_1, T_2 \subseteq V_2$. Denote the

$$\text{pa}(S_2 \cup T_2) = \left(\bigcup_{j \in S_2} \text{pa}(j) \right) \cup \left(\bigcup_{k \in T_2} \text{pa}(k) \right), \quad P = \text{pa}(S_2 \cup T_2) \setminus S_1, \quad N = |P|.$$

Let $|T_2| = \ell$ and then $|T_1| = r - \ell$. So $\ell \in [\max(0, r - w_1), \min(w_2, r)]$. Further, let $T_1 = T_{11} \cup T_{12}$ with $T_{11} \subseteq P$ and $T_{12} \subseteq V_1 \setminus S_1 \setminus P$. So T_{12} is independent with (S_*, T_2, T_{11}) . Denote $|T_{11}| = k$ then $|T_{12}| = r - \ell - k$. So $k \in [\max(0, (r - \ell) - (w_1 - N)), \min(N, r - \ell)]$.

Then we can make some calculations: Fix G and S_* , there are $\binom{s}{r} = \binom{s}{s-r}$ many possible $(S_* \setminus T)$'s; there are $\binom{w_2}{\ell}$ many possible T_2 's; there are $\binom{N}{k}$ many possible T_{11} 's; there are $\binom{w_1 - N}{r - \ell - k}$ many possible T_{12} 's.

Note that $w_1 + w_2 = d - s$, thus $w_1, w_2 \leq d - s, r, \ell, k \leq s$ and the cardinality of domains of them are also bounded by s . Finally, $N \leq 2s \times s \leq s^3$ by bounded in-degree, thus $\log N \leq 3 \log s$. Denote the

error event $\mathcal{E}(S_*, T) := \mathcal{E}(S_*, T)$, then we are ready to bound the error probability:

$$\begin{aligned}
\mathbb{P}(\widehat{S} \neq S_*) &\leq \mathbb{P}\left[\bigcup_{r=1}^s \bigcup_{\substack{T \in \mathcal{T}_{d,s} \setminus \{S_*\} \\ |S_* \setminus T|=r}} \mathcal{E}(S_*, T)\right] \\
&= \mathbb{P}\left[\bigcup_{\substack{r \in [s] \\ \ell \in [\max(0, r-w_1), \\ \min(w_2, r)]}} \bigcup_{\substack{T \in \mathcal{T}_{d,s} \setminus \{S_*\} \\ |S_* \setminus T|=r \\ T \setminus S_* = T_1 \cup T_2 \\ |T_2|=\ell \\ T_2 \subseteq V_2, T_1 \subseteq V_1}} \mathcal{E}(S_*, T)\right] \\
&= \mathbb{P}\left[\bigcup_{\substack{r \in [s] \\ \ell \in [\max(0, r-w_1), \\ \min(w_2, r)]}} \bigcup_{\substack{T \in \mathcal{T}_{d,s} \setminus \{S_*\} \\ |S_* \setminus T|=r \\ T \setminus S_* = T_1 \cup T_2 \\ |T_2|=\ell \\ T_2 \subseteq V_2, T_1 \subseteq V_1}} \bigcup_{\substack{k \in [\max(0, r-\ell) \\ -(w_1-N)], \\ \min(N, r-\ell)]}} \bigcup_{\substack{T_1 = T_{11} \cup T_{12} \\ |T_{11}|=k \\ T_{11} \subseteq P \\ T_{12} \subseteq V_1 \setminus S_1 \setminus P}} \mathcal{E}(S_*, T)\right] \\
&\leq \sum_{\substack{r \in [s] \\ \ell \in [\max(0, r-w_1), \\ \min(w_2, r)]}} \sum_{\substack{T \in \mathcal{T}_{d,s} \setminus \{S_*\} \\ |S_* \setminus T|=r \\ T \setminus S_* = T_1 \cup T_2 \\ |T_2|=\ell \\ T_2 \subseteq V_2, T_1 \subseteq V_1}} \sum_{\substack{k \in [\max(0, r-\ell) \\ -(w_1-N)], \\ \min(N, r-\ell)] \\ k < r}} \sum_{\substack{T_1 = T_{11} \cup T_{12} \\ |T_{11}|=k \\ T_{11} \subseteq P \\ T_{12} \subseteq V_1 \setminus S_1 \setminus P}} \mathbb{P}\left[\mathcal{E}(S_*, T)\right] \\
&\quad + \sum_{\substack{T \in \mathcal{T}_{d,s} \setminus \{S_*\} \\ T \setminus S_* \subseteq \text{pa}(S_2)}} \mathbb{P}\left[\mathcal{E}(S_*, T)\right] =: A_1 + A_2.
\end{aligned}$$

We are going to bound A_1 by $\delta/4$ and A_2 by $\frac{3}{4}\delta$.

For A_1 ,

$$\begin{aligned}
A_1 &\leq \max_{r, \ell, T_2} \max_{k, T_{11}, T_{12}} s^3 \binom{s}{r} \binom{w_2}{\ell} \binom{N}{k} \binom{w_1 - N}{r - \ell - k} \mathbb{P}\left[\mathcal{E}(S_*, T)\right] \\
&\leq \max_{r, \ell, T_2} \max_{k, T_{11}, T_{12}} s^3 \binom{s}{r} \binom{w_2}{\ell} \binom{N}{k} \binom{w_1 - N}{r - \ell - k} 9 \exp\left(-C_0(n-s) \min\left(\Delta_1 \vee \widetilde{\Delta}_2, 1\right) + s\right) \\
&\leq \max_{r, \ell, T_2} \max_{k, T_{11}, T_{12}} 9 \exp\left(-C_0(n-s) \min\left(\Delta_1 \vee \widetilde{\Delta}_2, 1\right) + s + 3 \log s\right. \\
&\quad \left. + r \log s + \ell \log w_2 + k \log N + (r - \ell - k) \log(w_1 - N)\right) \\
&\leq \max_{r, \ell, T_2} \max_{k, T_{11}, T_{12}} 9 \exp\left(-C_0(n-s) \min\left(\Delta_1 \vee \widetilde{\Delta}_2, 1\right) + 6s \log s + (r - k) \log(d - s)\right) \\
&\leq \max_{r, \ell, T_2} \max_{k, T_{11}, T_{12}} 9 \exp\left(-\frac{C_0}{2}(n-s) \min\left((r-k)\beta_{\min}^2 \sigma_{\min}^2 / \sigma^2, 1\right) +\right. \\
&\quad \left.6s \log s + (r - k) \log(d - s)\right).
\end{aligned}$$

We invoke Lemma A.2 for the fourth inequality, and Lemma F.1 for the last inequality. Setting the RHS to be smaller than $\delta/4$ for all r, ℓ, k, T , when $r > k$, we have desired sample complexity.

For A_2 , i.e. the edge case where $k = r$,

$$A_2 = \sum_{\substack{T \in \mathcal{T}_{d,s} \setminus \{S_*\} \\ T \setminus S_* \subseteq \text{pa}(S_2) \\ S_* \setminus T \not\subseteq \text{pa}(S_2)}} \mathbb{P}\left[\mathcal{E}(S_*, T)\right] + \sum_{\substack{T \in \mathcal{T}_{d,s} \setminus \{S_*\} \\ S_* \Delta T \subseteq \text{pa}(S_2)}} \mathbb{P}\left[\mathcal{E}(S_*, T)\right] =: A_{21} + A_{22}.$$

We are going to bound A_{21} by $\delta/4$ and A_{22} by $\delta/2$.

For the choice of T in A_{21} , we always have $\Delta_1 \vee \tilde{\Delta}_2 \geq \frac{\beta_{\min}^2 \sigma_{\min}^2}{2\sigma^2}$ by Lemma F.1 since $S_* \setminus T \not\subseteq \text{pa}(S_2)$. The number of such choice of T is crudely upper bounded by $\sum_{r=1}^s \binom{s}{r} \binom{N}{r}$. Therefore,

$$\begin{aligned} A_{21} &\leq \max_{r,T} s \binom{s}{r} \binom{N}{r} 9 \exp \left(-C_0(n-s) \min \left(\Delta_1 \vee \tilde{\Delta}_2, 1 \right) + s \right) \\ &\leq \max_{r,T} 9 \exp \left(-C_0(n-s) \min \left(\Delta_1 \vee \tilde{\Delta}_2, 1 \right) + s + 4s \log s + \log s \right) \\ &\leq \max_{r,T} 9 \exp \left(-C_0(n-s) \min \left(\frac{\beta_{\min}^2 \sigma_{\min}^2}{2\sigma^2}, 1 \right) + 6s \log s \right). \end{aligned}$$

We again invoke Lemma A.2 for the first inequality, and Lemma F.1 for the last inequality. Setting the RHS to be smaller than $\delta/4$ for all r, T , we have desired sample complexity.

For A_{22} , denote for some constants C, C' ,

$$Q := \{k \in \text{pa}(S_2) : C \leq |\text{ch}(k) \cap S_2| \leq C' \log s\},$$

then $|Q| \leq s$, and for any $j \in \text{pa}(S_2) \setminus Q$, $|\text{ch}(j) \cap S_2| \leq C$ by Condition 2 and its relaxed version in Remark 5.1. We can write

$$A_{22} = \sum_{\substack{T \in \mathcal{T}_{d,s} \setminus \{S_*\} \\ S_* \Delta T \subseteq Q}} \mathbb{P} \left[\mathcal{E}(S_*, T) \right] + \sum_{\substack{T \in \mathcal{T}_{d,s} \setminus \{S_*\} \\ S_* \Delta T \subseteq \text{pa}(S_2) \\ S_* \Delta T \not\subseteq Q}} \mathbb{P} \left[\mathcal{E}(S_*, T) \right].$$

We are going to bound these two terms by $\delta/4$ respectively.

For the choice of T in the first term, we always have $\Delta_1 \vee \tilde{\Delta}_2 \geq \frac{\beta_{\min}^2 \sigma_{\min}^2}{2M\sigma^2 C' \log s}$ by Lemma F.1 since $|\text{ch}(v) \cap S_2| \leq C' \log s$ for all $v \in S_* \Delta T$. The number of such choice of T is upper bounded by $\sum_{r=1}^{\min(s, |Q|/2)} \binom{s-r}{r} \binom{s}{r}$.

For the choice of T in the second term, we always have $\Delta_1 \vee \tilde{\Delta}_2 \geq \frac{\beta_{\min}^2 \sigma_{\min}^2}{2M\sigma^2(C+1)}$ by Lemma F.1 since $|\text{ch}(v) \cap S_2| \leq C$ for all $v \in S_* \Delta T$. The number of such choice of T is upper bounded by $\sum_{r=1}^{\min(|S_1|, N)} \binom{s}{r} \binom{N}{r}$. Therefore,

$$\begin{aligned} \sum_{\substack{T \in \mathcal{T}_{d,s} \setminus \{S_*\} \\ S_* \Delta T \subseteq Q}} \mathbb{P} \left[\mathcal{E}(S_*, T) \right] &\leq \max_{r,T} s \binom{s}{r} \binom{s-r}{r} 9 \exp \left(-C_0(n-s) \min \left(\Delta_1 \vee \tilde{\Delta}_2, 1 \right) + s \right) \\ &\leq \max_{r,T} 9 \exp \left(-C_0(n-s) \min \left(\Delta_1 \vee \tilde{\Delta}_2, 1 \right) + s + 2s + \log s \right) \\ &\leq \max_{r,T} 9 \exp \left(-C_0(n-s) \min \left(\frac{\beta_{\min}^2 \sigma_{\min}^2}{2M\sigma^2 C' \log s}, 1 \right) + 4s \right). \end{aligned}$$

Setting the RHS to be smaller than $\delta/4$ for all r, T , we have desired sample complexity. Finally,

$$\begin{aligned} \sum_{\substack{T \in \mathcal{T}_{d,s} \setminus \{S_*\} \\ S_* \Delta T \subseteq \text{pa}(S_2) \\ S_* \Delta T \not\subseteq Q}} \mathbb{P} \left[\mathcal{E}(S_*, T) \right] &\leq \max_{r,T} s \binom{s}{r} \binom{N}{r} 9 \exp \left(-C_0(n-s) \min \left(\Delta_1 \vee \tilde{\Delta}_2, 1 \right) + s \right) \\ &\leq \max_{r,T} 9 \exp \left(-C_0(n-s) \min \left(\Delta_1 \vee \tilde{\Delta}_2, 1 \right) + s + 4s \log s + \log s \right) \\ &\leq \max_{r,T} 9 \exp \left(-C_0(n-s) \min \left(\frac{\beta_{\min}^2 \sigma_{\min}^2}{2M\sigma^2(C+1)}, 1 \right) + 6s \log s \right). \end{aligned}$$

Setting the RHS to be smaller than $\delta/4$ for all r, T , we have desired sample complexity, which completes the proof. \square

F.3 Proof of Lemma F.1

Proof. Without loss of generality, assume $\sigma^2 = 1$. Let $S' = S_* \setminus T$, $T' = T \setminus S_* = T_{11} \cup T_{12} \cup T_2$, $W = S_* \cap T$. As shown in (36), we have

$$\Delta_1(S_*, T) + \tilde{\Delta}_2(S_*, T) = \min_{\alpha \in \Theta_T} \mathbb{E} \left(X_{S_*}^\top \beta_{S_*} - X_T^\top \alpha \right)^2$$

Then the proof is based on the observation that nodes in T_2 will always contribute ℓ unit of signal by its individual noise ϵ_{T_2} , and nodes of T_{12} do not have children included in either S_* or T thus are not affected by path cancellation.

$$\begin{aligned} & \mathbb{E}[X_{S_*}^\top \beta_{S_*} - X_T^\top \alpha]^2 \\ &= \mathbb{E}[X_{S_*}^\top \beta_{S_*} - X_W^\top \alpha_W - \sum_{t_{11} \in T_{11}} X_{t_{11}} \alpha_{t_{11}} - \sum_{t_{12} \in T_{12}} X_{t_{12}} \alpha_{t_{12}} - \sum_{t_2 \in T_2} X_{t_2} \alpha_{t_2}]^2 \\ &= \mathbb{E}[X_{S_*}^\top \beta_{S_*} - X_W^\top \alpha_W \\ &\quad - \sum_{t_{11} \in T_{11}} X_{t_{11}} \alpha_{t_{11}} - \sum_{t_{12} \in T_{12}} X_{t_{12}} \alpha_{t_{12}} - \sum_{t_2 \in T_2} \alpha_{t_2} \sum_{j \in \text{pa}(t_2)} X_j - \sum_{t_2 \in T_2} \alpha_{t_2} \epsilon_{t_2}]^2 \\ &= \mathbb{E}[X_{S_*}^\top \beta_{S_*} - X_W^\top \alpha_W - \sum_{t_{11} \in T_{11}} X_{t_{11}} \alpha_{t_{11}} - \sum_{t_2 \in T_2} \alpha_{t_2} \sum_{j \in \text{pa}(t_2)} X_j]^2 \\ &\quad + \mathbb{E}[\sum_{t_{12} \in T_{12}} X_{t_{12}} \alpha_{t_{12}}]^2 + \mathbb{E}[\sum_{t_2 \in T_2} \alpha_{t_2} \epsilon_{t_2}]^2 \\ &\geq \mathbb{E}[\sum_{t_{12} \in T_{12}} X_{t_{12}} \alpha_{t_{12}}]^2 + \mathbb{E}[\sum_{t_2 \in T_2} \alpha_{t_2} \epsilon_{t_2}]^2 \\ &\geq \left((r - \ell - k) + \ell \right) \beta_{\min}^2 \sigma_{\min}^2 = (r - k) \beta_{\min}^2 \sigma_{\min}^2. \end{aligned}$$

The third equality is by 1) the independence between T_{12} and other nodes in V_1 , e.g. $S_1, T_{11}, \text{pa}(S_2 \cup T_2)$, which implies independence with all nodes in S (including W); 2) the independence of ϵ_{T_2} with everything else.

For the edge case where $k = r$, i.e. $\ell = 0$ and $T_2 = \emptyset$, then $T' \subseteq \text{pa}(S_2)$, which implies $S_2 \neq \emptyset$ since $r \geq 1$.

If $S_2 \not\subseteq W$, let $S'_2 = S_2 \setminus W$ which is nonempty, then

$$\begin{aligned} \mathbb{E}[X_{S_*}^\top \beta_{S_*} - X_T^\top \alpha]^2 &= \mathbb{E}[X_{S'_2}^\top \beta_{S'_2} + X_{S_* \setminus S'_2}^\top \beta_{S_* \setminus S'_2} - X_T^\top \alpha]^2 \\ &= \mathbb{E}[\epsilon_{S'_2}^\top \beta_{S'_2} + \sum_{s' \in S'_2} \beta_{s'} \sum_{j \in \text{pa}(s')} b_{js'} X_j + X_{S_* \setminus S'_2}^\top \beta_{S_* \setminus S'_2} - X_T^\top \alpha]^2 \\ &\geq \mathbb{E}[\epsilon_{S'_2}^\top \beta_{S'_2}]^2 \geq |S'_2| \beta_{\min}^2 \sigma_{\min}^2 \geq \beta_{\min}^2 \sigma_{\min}^2, \end{aligned}$$

by the independence of $\epsilon_{S'_2}$ with everything else.

Now consider $S_2 \subseteq W$, write $W = W_1 \cup W_2$, with $W_2 = S_2$ and $W_1 = W \cap S_1$, then $S' = S_1 \setminus W_1$. If $S' \not\subseteq \text{pa}(S_2)$, let $S'' = S' \setminus \text{pa}(S_2)$ which is nonempty, then follow the same argument,

$$\begin{aligned} \mathbb{E}[X_{S_*}^\top \beta_{S_*} - X_T^\top \alpha]^2 &= \mathbb{E}[X_{S''}^\top \beta_{S''} + X_{S_* \setminus S''}^\top \beta_{S_* \setminus S''} - X_T^\top \alpha]^2 \\ &\geq \mathbb{E}[\epsilon_{S''}^\top \beta_{S''}]^2 \geq |S''| \beta_{\min}^2 \sigma_{\min}^2 \geq \beta_{\min}^2 \sigma_{\min}^2, \end{aligned}$$

by the independence of $X_{S''}$ with everything else. Now consider $S' \subseteq \text{pa}(S_2)$, note that $T' \subseteq \text{pa}(S_2)$ as

well, denote $\delta_W := \beta_W - \alpha_W$, then

$$\begin{aligned}
& X_{S_*}^\top \beta_{S_*} - X_T^\top \alpha \\
&= X_{S'}^\top \beta_{S'} - X_{T'}^\top \alpha_{T'} + X_{W_1}^\top (\beta_{W_1} - \alpha_{W_1}) + X_{W_2}^\top (\beta_{W_2} - \alpha_{W_2}) \\
&= X_{S'}^\top \beta_{S'} - X_{T'}^\top \alpha_{T'} + X_{W_1}^\top \delta_{W_1} + X_{W_2}^\top \delta_{W_2} \\
&= X_{S'}^\top \beta_{S'} - X_{T'}^\top \alpha_{T'} + X_{W_1}^\top \delta_{W_1} \\
&\quad + \sum_{w \in W_2} \delta_w \left(\sum_{s' \in S' \cap \text{pa}(w)} b_{s'w} X_{s'} + \sum_{t' \in T' \cap \text{pa}(w)} b_{t'w} X_{t'} + \sum_{k \in \text{pa}(w) \setminus S' \setminus T'} b_{kw} X_k + \epsilon_w \right) \\
&= \sum_{s' \in S'} X_{s'} \left(\beta_{s'} + \sum_{w \in \text{ch}(s') \cap W_2} \delta_w b_{s'w} \right) + \sum_{t' \in T'} X_{t'} \left(\alpha_{t'} - \sum_{w \in \text{ch}(t') \cap W_2} \delta_w b_{t'w} \right) \\
&\quad + \delta_{W_2}^\top \epsilon_{W_2} + \sum_{w \in W_2} \delta_w \sum_{k \in \text{pa}(w) \setminus S' \setminus T'} b_{kw} X_k + X_{W_1}^\top \delta_{W_1}.
\end{aligned}$$

By independence among S', T', ϵ_{W_2} and everything else, we ignore the last two terms and have

$$\begin{aligned}
\mathbb{E}[X_{S_*}^\top \beta_{S_*} - X_T^\top \alpha]^2 &\geq \sigma_{\min}^2 \left\{ \sum_{s' \in S'} \left(\beta_{s'} + \sum_{w \in \text{ch}(s') \cap W_2} \delta_w b_{s'w} \right)^2 \right. \\
&\quad \left. + \sum_{t' \in T'} \left(\alpha_{t'} - \sum_{w \in \text{ch}(t') \cap W_2} \delta_w b_{t'w} \right)^2 + \|\delta_{W_2}\|^2 \right\}.
\end{aligned}$$

Let

$$\tilde{v} = \arg \min_{v \in S' \cup T'} |\text{ch}(v) \cap W_2|, \quad \tilde{W}_2 = \text{ch}(\tilde{v}) \cap W_2, \quad m = |\tilde{W}_2|.$$

Without loss of generality, suppose $\tilde{v} \in S'$, the argument is the same for $\tilde{v} \in T'$, then

$$\mathbb{E}[X_{S_*}^\top \beta_{S_*} - X_T^\top \alpha]^2 \geq \sigma_{\min}^2 \left\{ \left(\beta_{\tilde{v}} + \sum_{w \in \tilde{W}_2} \delta_w b_{\tilde{v}w} \right)^2 + \|\delta_{\tilde{W}_2}\|^2 \right\}.$$

For each $w \in \tilde{W}_2$, let $\tilde{\delta}_w := \delta_w b_{\tilde{v}w}$. Therefore,

$$\begin{aligned}
\mathbb{E}[X_{S_*}^\top \beta_{S_*} - X_T^\top \alpha]^2 &\geq \sigma_{\min}^2 \left((\beta_{\tilde{v}} + \mathbf{1}^\top \tilde{\delta}_{\tilde{W}_2})^2 + \sum_{w \in \tilde{W}_2} \tilde{\delta}_w^2 / b_{\tilde{v}w}^2 \right) \\
&\geq \sigma_{\min}^2 \left((\beta_{\tilde{v}} + \mathbf{1}^\top \tilde{\delta}_{\tilde{W}_2})^2 + \sum_{w \in \tilde{W}_2} \tilde{\delta}_w^2 / M^2 \right) \\
&\geq \frac{\sigma_{\min}^2}{M} \left((\beta_{\tilde{v}} + \mathbf{1}^\top \tilde{\delta}_{\tilde{W}_2})^2 + \|\tilde{\delta}_{\tilde{W}_2}\|^2 \right) \\
&\geq \frac{\sigma_{\min}^2}{M} \left((\beta_{\tilde{v}} + \mathbf{1}^\top \tilde{\delta}_{\tilde{W}_2})^2 + \frac{(\mathbf{1}^\top \tilde{\delta}_{\tilde{W}_2})^2}{|\tilde{W}_2|} \right).
\end{aligned}$$

Let $x := \beta_{\bar{v}} + \mathbf{1}^\top \tilde{\delta}_{\tilde{W}_2}$, then

$$\begin{aligned}
\mathbb{E}[X_{S_*}^\top \beta_{S_*} - X_T^\top \alpha]^2 &\geq \frac{\sigma_{\min}^2}{M} (x^2 + (x - \beta_{\bar{v}})^2 / m) \\
&= \frac{\sigma_{\min}^2}{Mm} \left((m+1)x^2 + \beta_{\bar{v}}^2 - 2x\beta_{\bar{v}} \right) \\
&= \frac{\sigma_{\min}^2}{Mm} \left((\sqrt{m+1}x - \beta_{\bar{v}}/\sqrt{m+1})^2 + \left(1 - \frac{1}{1+m}\right) \beta_{\bar{v}}^2 \right) \\
&\geq \frac{\sigma_{\min}^2 \beta_{\min}^2}{M(m+1)}.
\end{aligned}$$

□

G Applicability of constructions in Theorem B.4

Corollary G.1 and G.2 are implied by Theorem B.4. Since the lower bound construction for Theorem B.4 is simply a standard design with an ensemble of all possible supports $\mathcal{T}_{d,s}$, it can be easily extended to other model classes. For Corollary G.1, we simply consider the ensemble of supports from $\mathcal{T}_{d,\bar{s}}$.

Corollary G.1. *Given n i.i.d. samples from $P_{\beta,\Sigma,\sigma^2}$ with $\beta \in \Theta_d^{\bar{s}}(\beta_{\min})$ and $\Sigma = I_d$. If the sample size is bounded as*

$$n \leq 2(1 - \delta) \times \frac{\log\left(\frac{d}{\bar{s}}\right) - 1}{\log(1 + \bar{s}\beta_{\min}^2/\sigma^2)},$$

then for any estimator \hat{S} for $S_* = \text{supp}(\beta)$,

$$\inf_{\hat{S}} \sup_{\beta \in \Theta_d^{\bar{s}}(\beta_{\min})} \mathbb{P}_{\beta, I_d, \sigma^2}(\hat{S} \neq S_*) \geq \delta.$$

Corollary G.2 below will require a subtle modification of the original construction.

Corollary G.2. *Given n i.i.d. samples from $P_{\beta,\Sigma,\sigma^2}$ with $(\beta, \Sigma, \sigma^2) \in \mathcal{M}_B$. If the sample size is bounded as*

$$n \leq 2(1 - \delta) \times \frac{\log\left(\frac{d-1}{s}\right) - 1}{\log(1 + s\beta_{\min}^2 \sigma_{\min}^2 / \sigma^2)},$$

then for any estimator \hat{S} for $S_* = \text{supp}(\beta)$,

$$\inf_{\hat{S}} \sup_{(\beta, \Sigma, \sigma^2) \in \mathcal{M}_B} \mathbb{P}_{\beta, \Sigma, \sigma^2}(\hat{S} \neq S_*) \geq \delta.$$

Proof. Following the proof of Theorem 1 in Wang et al. (2010b), we construct a mixture of all possible supports in $\mathcal{T}_{d-1,s}$. We adopt the graph and SEM in the proof of Theorem E.1. Consider the nodes in V_2 with the ensemble of supports from $\mathcal{T}_{d-1,s}$. To align the notation with Wang et al. (2010b), denote the data matrix $\tilde{X} = (X_2, X_3, \dots, X_d) \in \mathbb{R}^{n \times (d-1)}$, $\tilde{Y} = Y \in \mathbb{R}^n$, let $\mu(\tilde{X}) = \mathbb{E}[\tilde{Y} | \tilde{X}] \in \mathbb{R}^n$ and

$$\Lambda(\tilde{X}) = \mathbb{E}[\tilde{Y}\tilde{Y}^\top | \tilde{X}] - \mu(\tilde{X})\mu(\tilde{X})^\top \in \mathbb{R}^{n \times n}$$

be the conditional mean and variance of \tilde{Y} given \tilde{X} . Note that the covariance matrix over (X_2, X_3, \dots, X_d)

is

$$\Sigma_b := \sigma_{\min}^2(I_{d-1} + b^2 \mathbf{1}_{d-1} \mathbf{1}_{d-1}^\top).$$

It suffices to show Lemma 1 in Wang et al. (2010b) still holds with covariance matrix being Σ_b instead of I_{d-1} , i.e.

$$\mathbb{E}_{\tilde{X}}[\Lambda(\tilde{X})] = \left(\sigma^2 + s\beta_{\min}^2 \sigma_{\min}^2 \left(1 - \frac{s}{d}\right) \right) I_n.$$

It is easy to follow the calculation in Wang et al. (2010b) and verify

$$\begin{aligned} \mathbb{E}_{\tilde{X}} \mathbb{E}[\tilde{Y}\tilde{Y}^\top | \tilde{X}] &= (\sigma^2 + \beta_{\min}^2 \sigma_{\min}^2 (s + s^2 b^2)) I_n \\ \mathbb{E}_{\tilde{X}}[\mu(\tilde{X})\mu(\tilde{X})^\top] &= \beta_{\min}^2 \sigma_{\min}^2 \left(\frac{s^2}{d} + b^2 s^2 \right) I_n. \end{aligned}$$

Thus

$$\Lambda(\tilde{X}) = \mathbb{E}[\tilde{Y}\tilde{Y}^\top | \tilde{X}] - \mu(\tilde{X})\mu(\tilde{X})^\top = \left(\sigma^2 + s\beta_{\min}^2 \sigma_{\min}^2 \left(1 - \frac{s}{d}\right) \right) I_n.$$

□

H Concentration of χ^2 random variable

We start by introducing tail probability bound for centralized χ^2 distribution from Laurent and Massart (2000).

Lemma H.1. *If $Z \sim \chi_m^2$ with degree m , then for any $t \geq 0$,*

$$\begin{aligned} \mathbb{P}\left[\frac{Z - m}{m} \geq 2(\sqrt{t} + t)\right] &\leq \exp(-mt) \\ \mathbb{P}\left[\frac{Z - m}{m} \leq -2\sqrt{t}\right] &\leq \exp(-mt). \end{aligned}$$

One consequence of Lemma H.1 is the concentration of χ^2 distribution around its mean.

Lemma H.2. *If $Z \sim \chi_m^2$ with degree m , then for any $t \geq 0$,*

$$\mathbb{P}\left[\frac{|Z - m|}{m} \geq 4t\right] \leq \exp(-m \min(t, t^2)).$$

Proof. If $t \geq 1$, then $2(\sqrt{t} + t) \leq 4t$, $-4t \leq -2t \leq -2\sqrt{t}$, thus

$$\begin{aligned} \mathbb{P}\left[\frac{Z - m}{m} \geq 4t\right] &\leq \mathbb{P}\left[\frac{Z - m}{m} \geq 2(\sqrt{t} + t)\right] \leq \exp(-mt) \\ \mathbb{P}\left[\frac{Z - m}{m} \leq -4t\right] &\leq \mathbb{P}\left[\frac{Z - m}{m} \leq -2\sqrt{t}\right] \leq \exp(-mt). \end{aligned}$$

If $t \in [0, 1)$, let $h = t^2 \in [0, 1)$, then $2(\sqrt{h} + h) \leq 4\sqrt{h}$, $-4\sqrt{h} \leq -2\sqrt{h}$, thus

$$\begin{aligned}\mathbb{P}\left[\frac{Z-m}{m} \geq 4t\right] &= \mathbb{P}\left[\frac{Z-m}{m} \geq 4\sqrt{h}\right] \leq \mathbb{P}\left[\frac{Z-m}{m} \geq 2(\sqrt{h} + h)\right] \leq \exp(-mh) = \exp(-mt^2) \\ \mathbb{P}\left[\frac{Z-m}{m} \leq -4t\right] &= \mathbb{P}\left[\frac{Z-m}{m} \leq -4\sqrt{h}\right] \leq \mathbb{P}\left[\frac{Z-m}{m} \leq -2\sqrt{h}\right] \leq \exp(-mh) = \exp(-mt^2).\end{aligned}$$

□

I Proof of Proposition 2.1

Proposition. *If $(Z_k, Z_A) \sim \mathcal{N}(\mathbf{0}, \Gamma)$ and Γ is a positive definite covariance matrix, then for any subset $S \subseteq A$, the following are equivalent:*

1. $S = S(k; A)$;
2. We have a linear model $Z_k = \beta_S^\top Z_S + \epsilon$ with $\epsilon \perp\!\!\!\perp Z_A$, $\mathbb{E}[\epsilon] = 0$, and $\beta_j \neq 0, \forall j \in S$.

Proof. The Markov blanket of k with respect to subset $A \subseteq Z_{-k}$ is a subset $T \subseteq A$ such that $Z_k \perp\!\!\!\perp (A \setminus T) \mid T$. Thus the Markov boundary is the smallest Markov blanket. In the following proof, we will use regression notation by taking $Y := Z_k, X := Z_A$.

1) \Rightarrow 2): Denote $X \setminus S = S^c$. We can write

$$Y = \Gamma_{YS} \Gamma_S^{-1} X_S + [Y - \Gamma_{YS} \Gamma_S^{-1} X_S] := \beta_S^\top X_S + \epsilon,$$

where $\mathbb{E}[\epsilon] = 0 - \beta_S^\top 0 = 0$. Now we want to show $\epsilon \perp\!\!\!\perp S$ and $\epsilon \perp\!\!\!\perp S^c$. For the first one,

$$\begin{aligned}\mathbb{E}[X_S \epsilon] &= \mathbb{E}[X_S Y] + \mathbb{E}[X_S X_S^\top \beta_S] \\ &= \Gamma_{SY} + \Gamma_S \beta_S \\ &= \Gamma_{SY} + \Gamma_S \Gamma_S^{-1} \Gamma_{SY} \\ &= 0.\end{aligned}$$

For the second one, since $Y \perp\!\!\!\perp S^c \mid S$, i.e.

$$\begin{aligned}0 &= \mathbb{E}_S \text{cov}(Y, S^c \mid S) \\ &= \mathbb{E}(X_{S^c} Y) - \mathbb{E}_S[\mathbb{E}(X_{S^c} \mid S) \mathbb{E}(Y \mid S)] \\ &= \mathbb{E}(X_{S^c} Y) - \mathbb{E}_S[\mathbb{E}(X_{S^c} \mid S) X_S^\top \beta_S] \\ &= \mathbb{E}(X_{S^c} Y) - \mathbb{E}(X_{S^c} X_S^\top \beta_S) \\ &= \mathbb{E}[X_{S^c} \epsilon].\end{aligned}$$

The second equality is by definition of conditional covariance; the third equality is by independence between ϵ and S ; the fourth equality is by tower rule; the last equality is by definition of ϵ . Finally, we want to show $\beta_j \neq 0, \forall j \in S$. By way of contradiction, suppose $\beta_j = 0$, denote $R = S \setminus j$, then

$Y = \beta_R^\top X_R + \epsilon$. Notice that

$$\begin{aligned}
& \mathbb{E}_R \text{cov}(Y, S^c \cup \{j\} | R) \\
&= \left(\mathbb{E}[YX_j] - \mathbb{E}_R[\mathbb{E}(Y | R)\mathbb{E}(X_j | R)], \mathbb{E}[YX_{S^c}] - \mathbb{E}_R[\mathbb{E}(Y | R)\mathbb{E}(X_{S^c} | R)] \right)^\top \\
&= \left(\mathbb{E}[X_j X_R^\top] \beta_R - \mathbb{E}_R[X_R^\top \beta_R \mathbb{E}(X_j | R)], \mathbb{E}[X_{S^c} X_R^\top] \beta_R - \mathbb{E}_R[X_R^\top \beta_R \mathbb{E}(X_{S^c} | R)] \right)^\top \\
&= (0, 0)^\top.
\end{aligned}$$

Therefore, $Y \perp\!\!\!\perp S^c \cup \{j\} | R$, i.e. R is a Markov blanket of Y in X , which contradicts the minimality of S . This completes the first half of the proof.

2) \Rightarrow 1): For S to be $m(Y; X)$, we need to check whether $Y \perp\!\!\!\perp S^c | S$ and S is the minimal subset satisfies it. For the first one,

$$\begin{aligned}
\mathbb{E}_S \text{cov}(Y, S^c | S) &= \mathbb{E}[X_{S^c} Y] - \mathbb{E}_S[\mathbb{E}(X_{S^c} | S)\mathbb{E}(Y | S)] \\
&= \mathbb{E}[X_{S^c} X_S^\top \beta_S] - \mathbb{E}_S[\mathbb{E}(X_{S^c} | S)X_S^\top \beta_S] \\
&= \mathbb{E}[X_{S^c} X_S^\top \beta_S] - \mathbb{E}[X_{S^c} X_S^\top \beta_S] \\
&= 0.
\end{aligned}$$

The second equality is by definition of linear model. Now for the second one, by way of contradiction, suppose there is a set $T \subseteq X$ with $|T| < |S|$ such that $Y \perp\!\!\!\perp T^c | T$. Let $S = (S \cap T) \cup (S \setminus T) := S_1 \cup S_2$. Thus $Y \perp\!\!\!\perp S_2 | T$, i.e.

$$\begin{aligned}
0 &= \mathbb{E}_T \text{cov}(Y, X_{S_2} | T) \\
&= \mathbb{E}[YX_{S_2}] - \mathbb{E}_T[\mathbb{E}(Y | T)\mathbb{E}(X_{S_2} | T)] \\
&= \mathbb{E}[X_{S_2} X_{S_1}^\top] \beta_{S_1} + \mathbb{E}[X_{S_2} X_{S_2}^\top] \beta_{S_2} - \mathbb{E}_T[(X_{S_1}^\top \beta_{S_1} + \mathbb{E}(X_{S_2}^\top | T)\beta_{S_2})\mathbb{E}(X_{S_2} | T)] \\
&= \Gamma_{S_2} \beta_{S_2} - \mathbb{E}_T[\mathbb{E}(X_{S_2} | T)\mathbb{E}(X_{S_2}^\top | T)] \beta_{S_2} \\
&= (\Gamma_{S_2} - \Gamma_{S_2 T} \Gamma_T^{-1} \Gamma_{S_2 T}) \beta_{S_2},
\end{aligned}$$

Then $\beta_{S_2}^\top (\Gamma_{S_2} - \Gamma_{S_2 T} \Gamma_T^{-1} \Gamma_{S_2 T}) \beta_{S_2} = 0$, since $\beta_{S_2} \neq 0$, which contradicts the assumption that Γ is positive definite, because the principal submatrix and Schur complement of a positive definite matrix are still positive definite. \square

J Lower bound techniques

For completeness, we state some known lemmas that are used in proving our lower bounds. We start with Fano's inequality:

Lemma J.1 (Yu (1997), Lemma 3). *For a model family \mathcal{M} contains M many distributions indexed by $j = 1, 2, \dots, M$ such that*

$$\begin{aligned}
\alpha &= \max_{P_j \neq P_k \in \mathcal{M}} \mathbf{KL}(P_j \| P_k) \\
s &= \min_{P_j \neq P_k \in \mathcal{M}} \mathbf{dist}(\theta(P_j), \theta(P_k)),
\end{aligned}$$

where θ is a functional of its distribution argument. Then for any estimator $\hat{\theta}$ for $\theta(P)$,

$$\inf_{\hat{\theta}} \sup_{P \in \mathcal{M}} \mathbb{E}_P \mathbf{dist}(\theta(P), \hat{\theta}) \geq \frac{s}{2} \left(1 - \frac{\alpha + \log 2}{\log M} \right).$$

Set $\theta(P_j) = j$ to be the index, $\mathbf{dist}(\cdot, \cdot) = \mathbf{1}\{\cdot \neq \cdot\}$, consider P_j to be a product measure of degree n for any $P_j \in \mathcal{M}$, i.e. n i.i.d. samples. One consequence of Lemma J.1 is as follows:

Corollary J.2 (Fano's inequality). *For a model family \mathcal{M} contains M many distributions indexed by $j = 1, 2, \dots, M$ such that $\alpha = \max_{P_j \neq P_k \in \mathcal{M}} \mathbf{KL}(P_j \| P_k)$. If the sample size is bounded as*

$$n \leq \frac{(1 - 2\delta) \log M}{\alpha},$$

then for any estimator $\hat{\theta}$ for the model index:

$$\inf_{\hat{\theta}} \sup_{j \in [M]} P_j(\hat{\theta} \neq j) \geq \delta - \frac{\log 2}{\log M}.$$

We also use Le Cam's two point method without proof. See, e.g. [Tsybakov \(2009\)](#), Theorem 2.2.

Lemma J.3. *For a model family \mathcal{M} contains M many distributions indexed by $j = 1, 2, \dots, M$, for any $\ell, k \in [M]$ and for any estimator $\hat{\theta}$ for the model index:*

$$\inf_{\hat{\theta}} \sup_{j \in [M]} P_j(\hat{\theta} \neq j) \geq \inf_{\hat{\theta}} \sup_{j \in \{\ell, k\}} P_j(\hat{\theta} \neq j) \geq \frac{1}{2} - \frac{1}{2} \sqrt{\frac{\mathbf{KL}(P_\ell \| P_k)}{2}}.$$

K Full experiments and details (Section 6)

Here we describe the details of our simulations, and provide additional experiments. We provide additional experiments on misspecification of Θ , independent covariates, and vanilla vs. full klBSS. Finally, Appendix K.5 includes complete results from the experiments summarized in Section 6 (Figure 3).

K.1 Experiment setup

For graph types, we generate

- *Erdős-Rényi (ER)*. Graphs whose edges are selected from all possible $\binom{d}{2}$ edges independently with specified expected number of edges;
- *Scale-Free network (SF)*. Graphs simulated according to the Barabasi-Albert model;
- *Bipartite graph*. Generated as follows:
 1. Randomly divide $[d]$ into V_1 and V_2 ;
 2. Let $\tilde{s} = \min\{s, |V_1|\}$;
 3. For each $j \in V_2$, randomly sample the number of parents $|\text{pa}(j)|$ from $[\tilde{s}]$;
 4. Randomly sample $|\text{pa}(j)|$ many nodes from V_1 to be $\text{pa}(j)$;
 5. Randomly permute the nodes.

Given the DAG G , the data (X, Y) is generated by

$$X_k = \sum_{j \in \text{pa}_G(k)} b_{jk} X_j + \epsilon_k \quad Y = \sum_{\ell=1}^s \beta_{\min} X_\ell + \epsilon,$$

with $\epsilon \sim \mathcal{N}(0, 1)$, $\epsilon_k \sim \mathcal{N}(0, \sigma_k^2)$, $\sigma_k \sim \text{Unif}(\sigma_{\min}, \sigma_{\max})$, $b_{jk} \sim \text{Rad}_{jk} \times \text{Unif}(b_{\min}, b_{\max})$ where Rad_{jk} is an independent Rademacher random variable, and $b_{\max} = 5$, $\beta_{\min} = b_{\min} = 0.1$, $\sigma_{\min} = 0.5$, $\sigma_{\max} = 2$. Thus the true support is $S_* = [s]$ and the true coefficient vector is $\beta = (\beta_{\min} \mathbf{1}_s, \mathbf{0}_{d-s})$.

We generated graphs from ER and SF with $\{d, 2d, 4d\}$ edges each, which are denoted as XX- k where $\text{XX} \in \{\text{ER}, \text{SF}\}$ denotes graph type and k denotes the average number of edges (i.e. expected total number of edges is kd). We show $k = 2$ for the experiments in Figure 3 of Section 6. Finally, we generated random datasets with sample size $n \in \{500, 900, \dots, 3200\}$ for number of nodes $d \in \{6, 7, \dots, 10\}$ and sparsity level $s \in \{2, 3, 4\}$. The recovery probability is reported using the frequency of exact recovery over $N = 200$ replications.

For Lasso implementation, we use R package `glmnet` with `nlambda=500`. Check whether any of the support of the estimated β 's using automatically specified λ 's recovers the true one.

K.2 Recovery performance under misspecification of Θ

Now we examine the performance of proposed method under misspecification of Θ . kLBSS requires an input of linear coefficient space Θ , for which in the experiment we impose beta-min condition, i.e. parameterize it using one single parameter $\tilde{\beta}_{\min}$, such that all linear coefficients are bounded away from zero by the same level:

$$\Theta(\tilde{\beta}_{\min}) := \left\{ \beta \in \mathbb{R}^d : \|\beta\|_0 = s, \min_{j \in \text{supp}(\beta)} |\beta_j| \geq \tilde{\beta}_{\min} \right\}.$$

For experiments outside of this section, we set $\tilde{\beta}_{\min} = \beta_{\min}$ exactly. Here we misspecify $\tilde{\beta}_{\min} \neq \beta_{\min}$ to see how it affects the performance. Specifically, we consider one setup in Section K.1: $d = 7, s = 3$ and SF-2 graph, then compare BSS, Full kLBSS with correctly specified $\tilde{\beta}_{\min} = 0.1$, and Full kLBSS with incorrectly specified $\tilde{\beta}_{\min} = \{0.01, 0.03, \dots, 0.17, 0.19\}$ for Θ . Results are shown in Figure 7

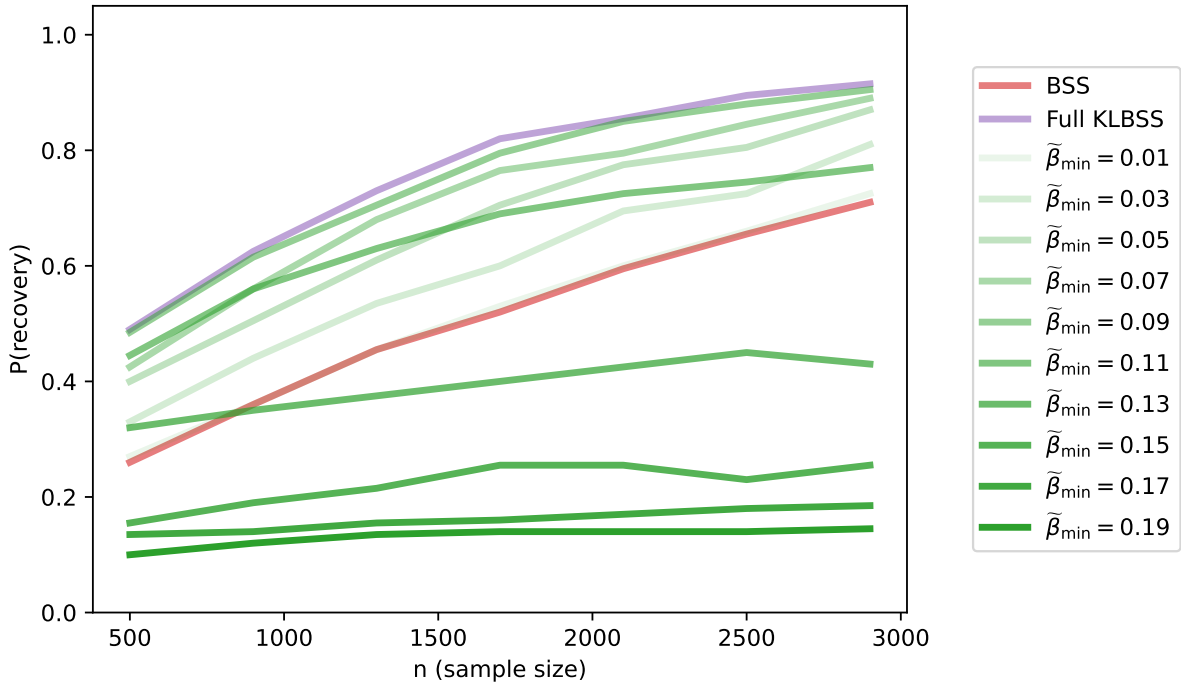


Figure 7: Performance comparison of kLBSS under misspecification of input.

The observation is: When $\tilde{\beta}_{\min} \leq \beta_{\min}$ (lighter green lines), it is actually not a misspecification. The specification is still valid since the true coefficient vector lies inside input $\Theta(\tilde{\beta}_{\min})$. But just the signal

is not as strong because the true vector is not on the boundary. While when $\tilde{\beta}_{\min} > \beta_{\min}$ (darker green lines), the performance is worsen since the true support will be penalized too much by the incorrectly estimated Δ_2 (should be zero) using incorrectly specified Θ , thus a larger $\tilde{\beta}_{\min}$ is risky. Comparatively, smaller $\tilde{\beta}_{\min}$ is conservative since the performance at least would not be worse than BSS.

K.3 Recovery performance with independent variables

This is another example to demonstrate the setting where klBSS might perform better. Consider an empty graph every node disconnected. S_* and $V \setminus S_*$ have covariance $\Sigma_{S_*} = I_s, \Sigma_{V \setminus S_*} = \sigma_{\max}^2 I_{d-s}$. For any alternative T , we can easily compute $\alpha_\beta = 0$ due to independence. Let $|S_* \setminus T| = r$, then by definition in (10), $\Delta_1 = r\beta_{\min}^2$, while $\Delta_2 = \sigma_{\max}^2 r\beta_{\min}^2$ is much larger than Δ_1 when σ_{\max}^2 is large. Thus in this case, klBSS will perform better than BSS by exploiting the information in Δ_2 .

This example also sheds light on the setting where klBSS is preferable. The signal comes from the great imbalance in covariance over the true support and the alternative, as discussed in Remark 4.3. We conduct experiments to illustrate this idea. Consider the setup in Appendix K.1 with the data generated by

$$X_{[s]} \sim \mathcal{N}(0, I_s), \quad X_{[d] \setminus [s]} \sim \mathcal{N}(0, \sigma_{\max}^2 I_{d-s}), \quad Y = \sum_{\ell=1}^s \beta_{\min} X_\ell + \epsilon,$$

The results are shown in Figure 8. BSS and Lasso share similar performance since all variables are independent, so does klBSS when $\sigma_{\max} = 1$, i.e. $\Sigma = I_d$ (1/3/5th column). While klBSS indicates great advantage when σ_{\max}^2 is large (2/4/6th column).

K.4 Vanilla klBSS and Full klBSS

In this section, we use a random ER graph to showcase the setting where Full klBSS has advantage over Vanilla klBSS. Vanilla klBSS requires a factor of s in the sample complexity, which comes from the covariance matrix estimation. In the cases where (submatrix of) $\Sigma = \text{cov}(X)$ is hard to estimate, Full klBSS will give better performance. Here we consider to increase the upper limit of the linear coefficients in generating X , and remove the Rademacher random multiplier before them, which means the linear coefficients are always positive and makes X 's highly asymmetric in their variances, and the maximum eigenvalue of Σ is large. Specifically, consider one setup in Appendix K.1: $d = 7, s = 2$ and ER-2 graph. The only difference is $\beta_{jk} \sim \text{Unif}(\beta_{\min}, \beta_{\max})$ are all positive with $\beta_{\max} = 20$. Result is shown in Figure 9, from which we can see the improvement of Full klBSS on Vanilla klBSS.

K.5 Additional experiments

Here we collect the full experiments for random graphs described in Appendix K.1.

- Figure 10: Fix $s = 2$, across all d 's and general graphs;
- Figure 11: Fix $s = 3$, across all d 's and general graphs;
- Figure 12: Fix $s = 4$, across all d 's and general graphs;
- Figure 13: Fix bipartite graph, across all (d, s) pairs.

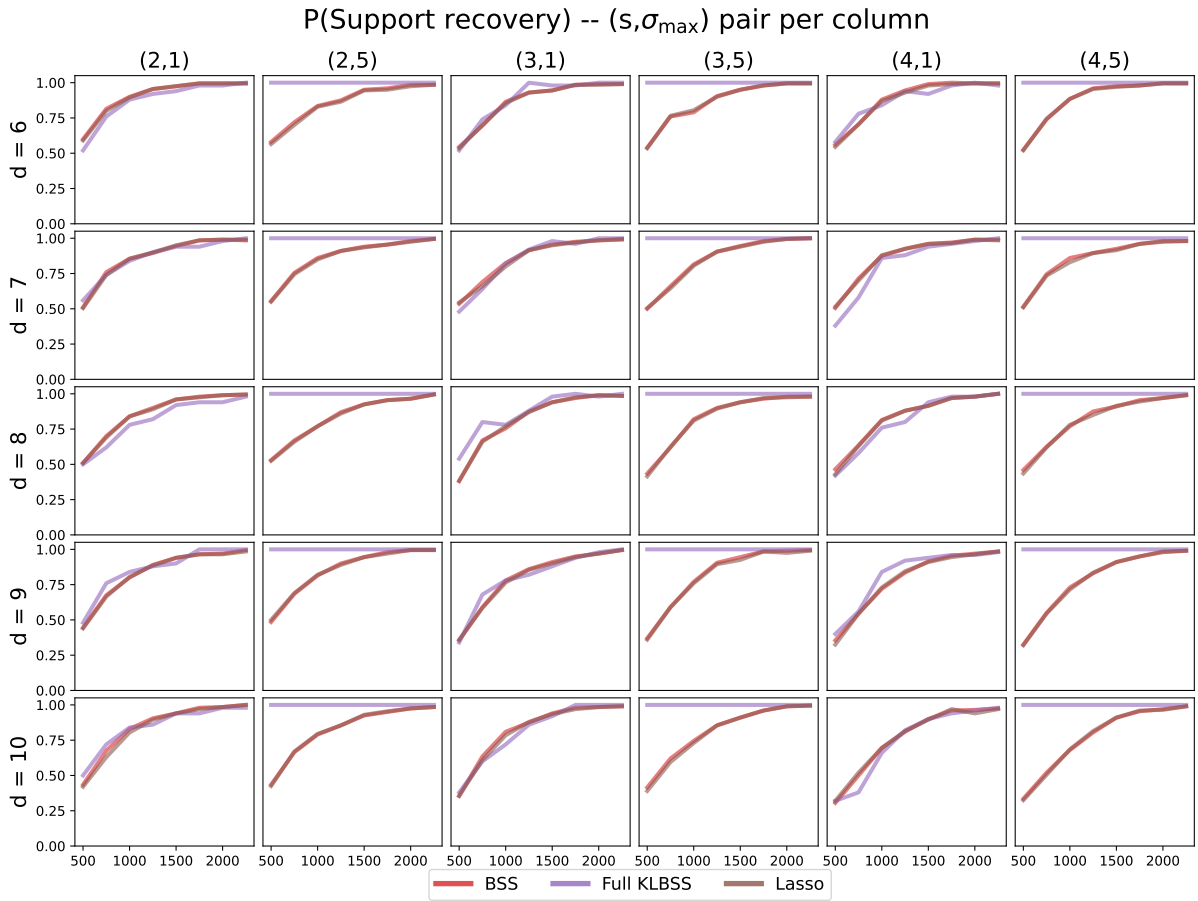


Figure 8: Performance comparison of kLBSS under independent variables. The tuple above each column is the sparsity level - maximum variance pair (s, σ_{\max}) .

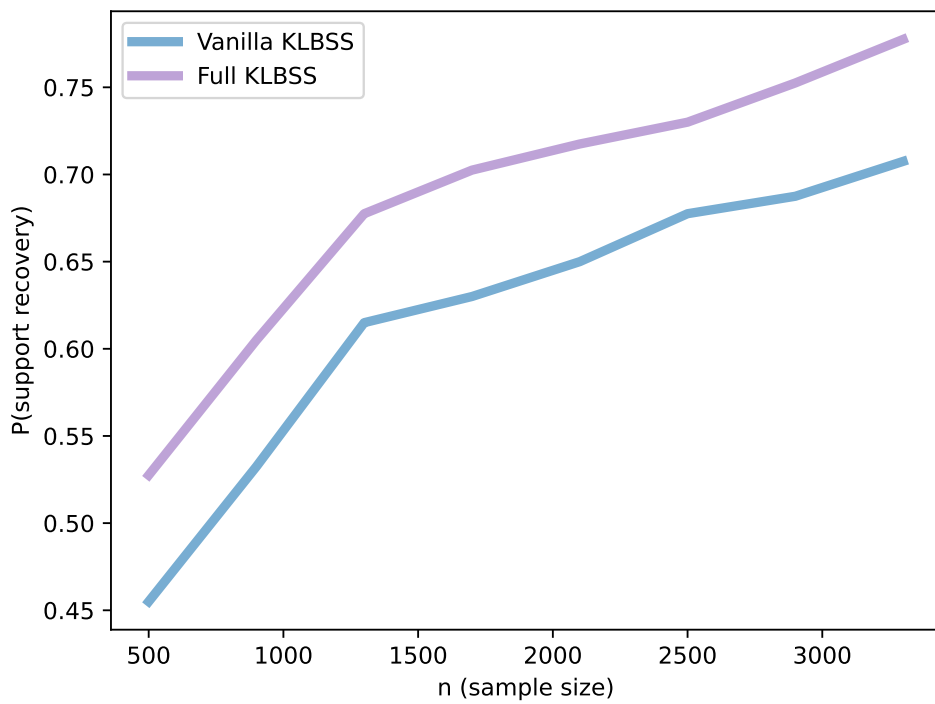


Figure 9: Comparison between Full and Vanilla kLBSS.

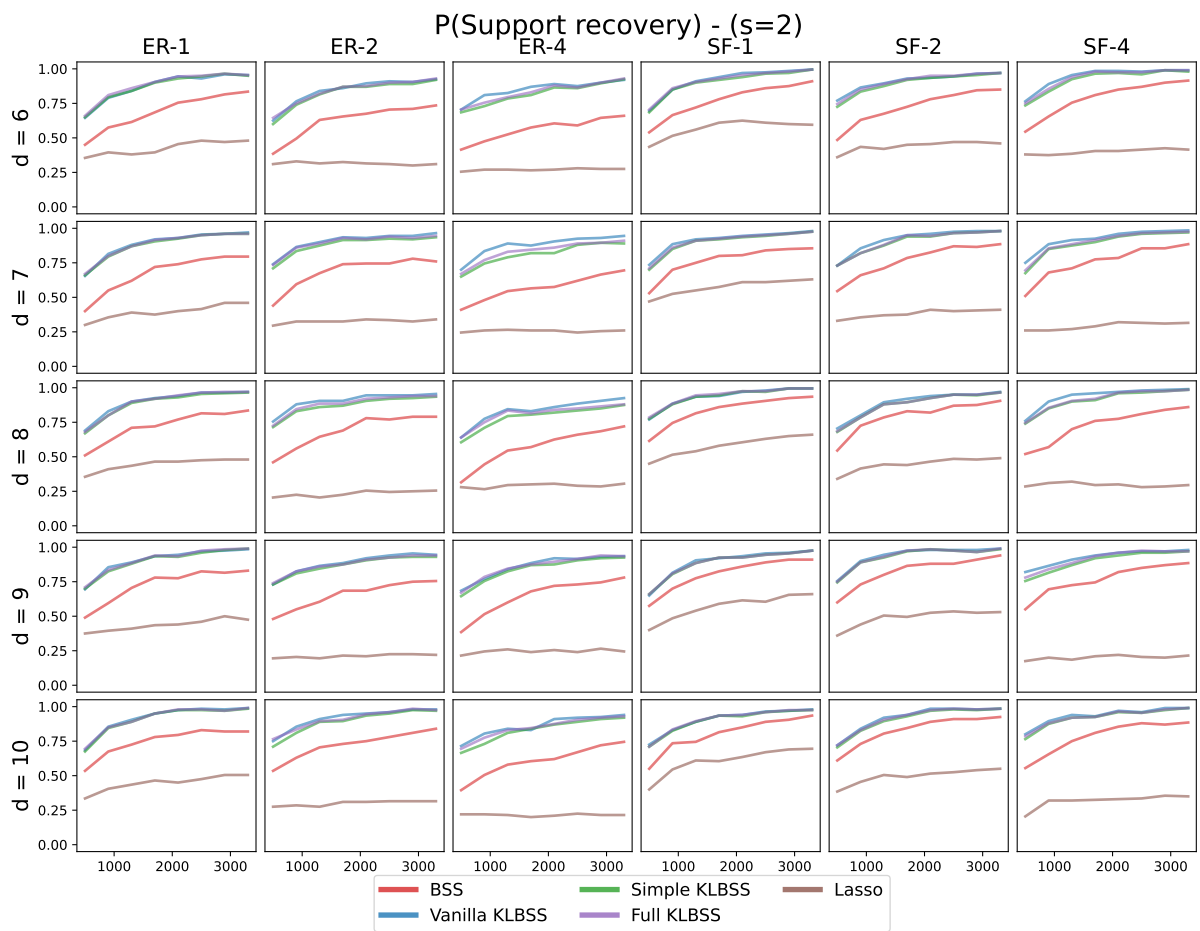


Figure 10: Performance on support recovery with general graphs and $s = 2$.

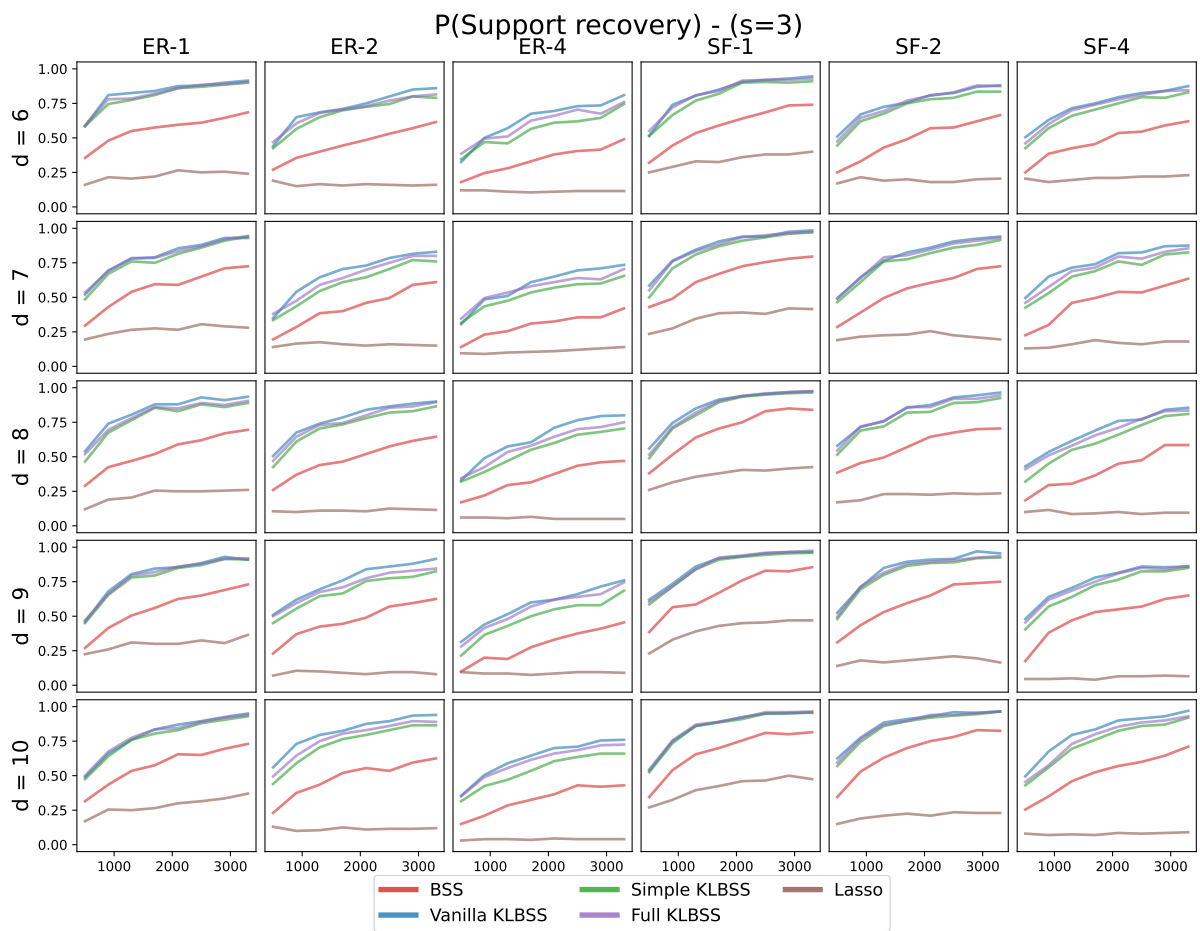


Figure 11: Performance on support recovery with general graphs and $s = 3$.

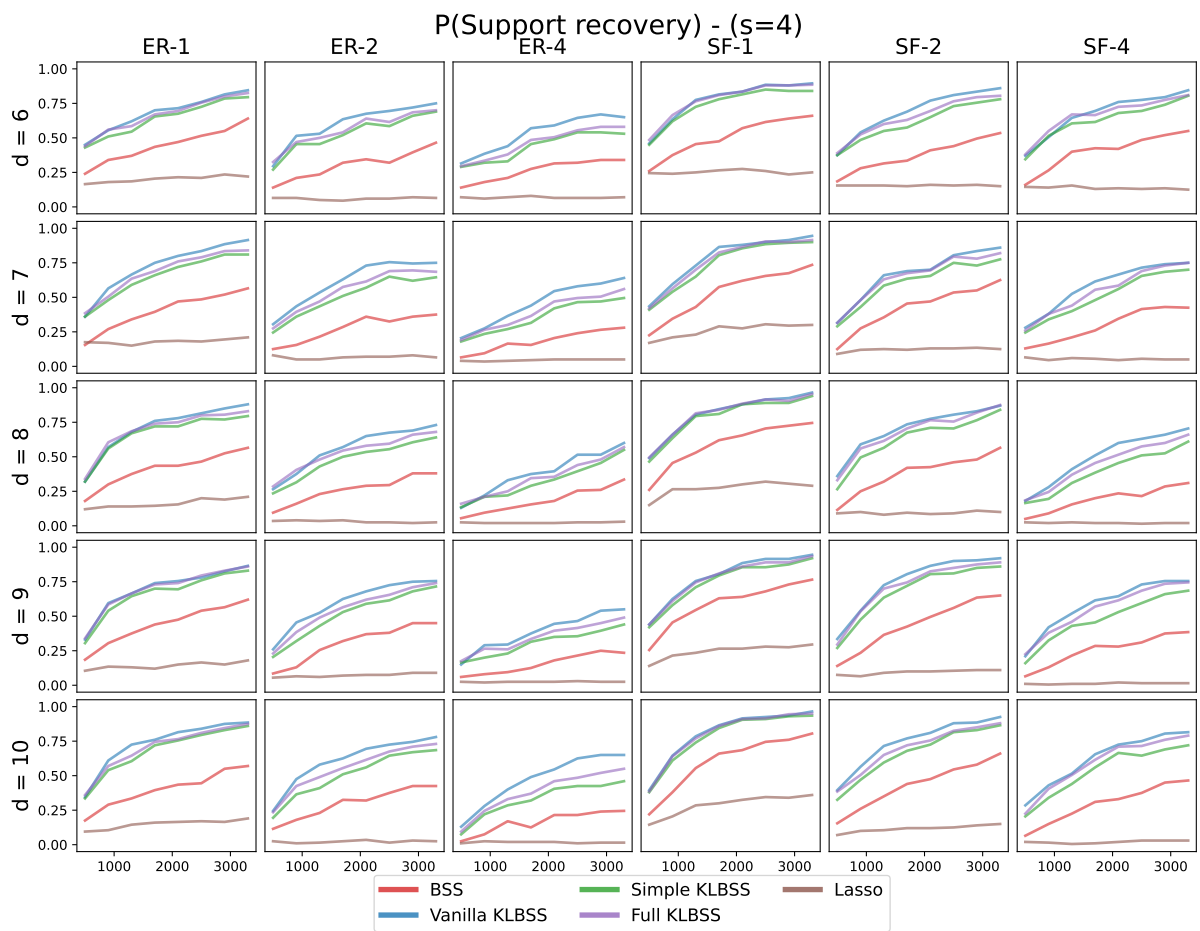


Figure 12: Performance on support recovery with general graphs and $s = 4$.

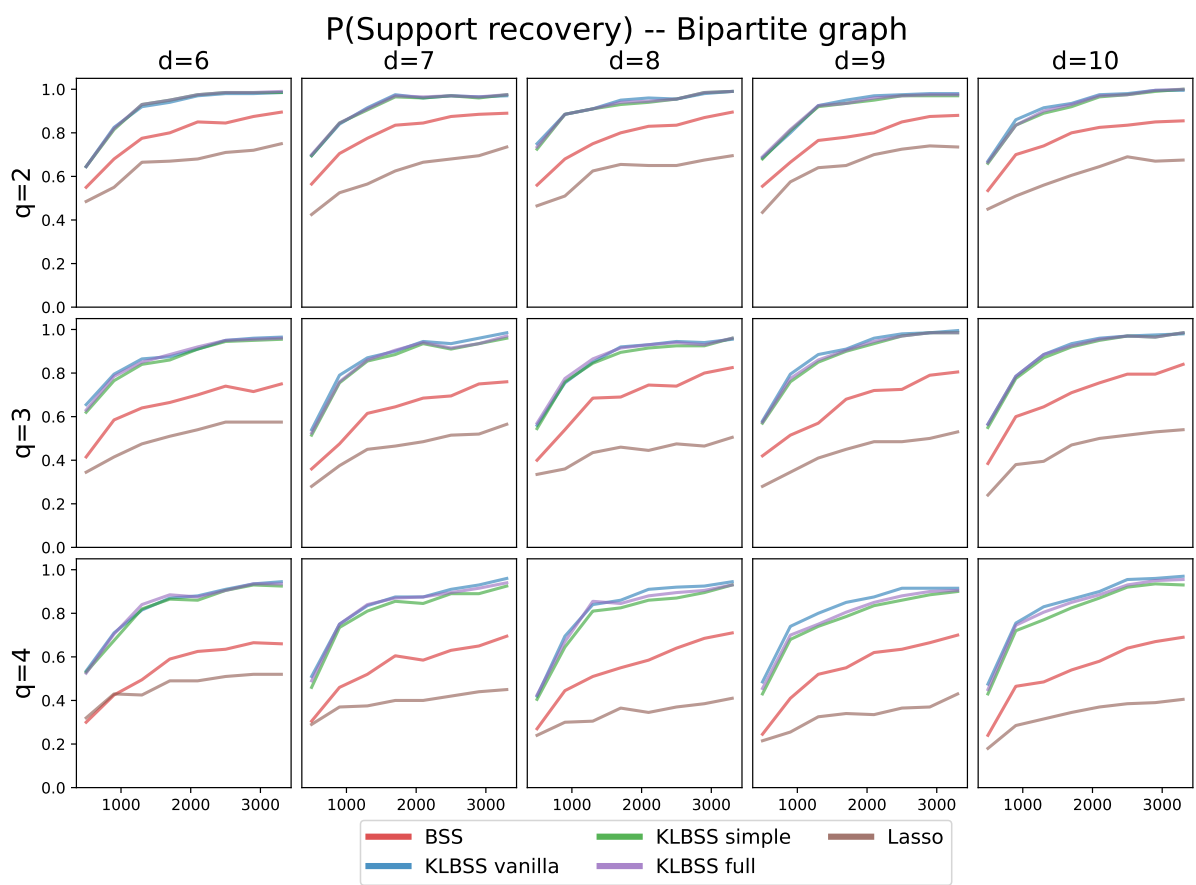


Figure 13: Performance on support recovery with bipartite graphs.