
Is Generative Modeling-based Stylization Necessary for Domain Adaptation in Regression Tasks?

Jinman Park

University of Waterloo
Waterloo, ON, Canada
jinman.park@uwaterloo.ca

Francois Barnard

University of Waterloo
Waterloo, ON, Canada
fbarnard@uwaterloo.ca

Saad Hossain

University of Waterloo
Waterloo, ON, Canada
s42hossa@uwaterloo.ca

Sirisha Rambhatla

University of Waterloo
Waterloo, ON, Canada
sirisha.rambhatla@uwaterloo.ca

Paul Fieguth

University of Waterloo
Waterloo, ON, Canada
pfieguth@uwaterloo.ca

Abstract

Unsupervised domain adaptation (UDA) aims to bridge the gap between source and target domains in the absence of target domain labels using two main techniques: input-level alignment (such as generative modeling and stylization) and feature-level alignment (which matches the distribution of the feature maps, e.g. gradient reversal layers). Motivated from the success of generative modeling for image classification, stylization-based methods were recently proposed for regression tasks, such as pose estimation. However, use of input-level alignment via generative modeling and stylization incur additional overhead and computational complexity which limit their use in real-world DA tasks. To investigate the role of input-level alignment for DA, we ask the following question: *Is generative modeling-based stylization necessary for visual domain adaptation in regression?* Surprisingly, we find that input-alignment has little effect on regression tasks as compared to classification. Based on these insights, we develop a non-parametric feature-level domain alignment method – Implicit Stylization (ImSty) – which results in consistent improvements over SOTA regression task, without the need for computationally intensive stylization and generative modeling. Our work conducts a critical evaluation of the role of generative modeling and stylization, at a time when these are also gaining popularity for domain generalization.

1 Introduction

With the burst of interest and applicability of deep learning applications in real-world settings Liu et al. [2017], Dong et al. [2021], Pouyanfar et al. [2018], there is a growing need to transfer knowledge from a source domain with labeled data to a target domain without labeled data. Unsupervised domain adaptation (UDA) has emerged S and Fleuret [2021], Yang et al. [2022], Zhang and Davison [2021], Yan et al., Chu et al. [2022], Dubourvieux et al. [2021], Huang et al. as a critical line of inquiry in machine learning since reliable labeling of datasets is often expensive and prohibitive.

UDA can largely be divided into two levels of alignment: feature-level alignment Kalischek et al. [2021], Zhou et al. [2021], Chen et al. [2020], Rozantsev et al. [2018], Kang et al. [2019], Liu et al. [2020], and input-level alignment Farahani et al. [2021], Yang et al. [2021], Zhou et al. [2022], Wu et al. [2018]. Feature-level alignment such as statistical moment matching Long et al. [2017] and normalization statistics Csurka [2017], Zhao et al. [2018, 2020a] aim to generate intermediate feature map representations that are similar in statistical distribution between the source and target domains,




Figure 1: **Comparison of pose estimation and image classification accuracy for target domain respective to the number of trainable parameters used in domain alignment.** Our method achieves SOTA results in both image classification and pose estimation while significantly reducing the number of trainable parameters for domain alignment used in UDA. *Hand, Human, & Animal* refer to pose estimation while *Digits* refers to image classification ??.

while input-level alignment such as domain style transfer Sankaranarayanan et al. [2018], Huang and Belongie [2017] and adversarial learning Ganin et al. [2016], Liu et al. [2018], He et al. [2020] aim to either stylize the source domain images in the style of target domain images or generate training data for the target domain. Generative modeling has shown promising results in image classification Russo et al. [2018] and to this day still shows SOTA results in the challenging MNIST \rightarrow SVHN task. Success of input-alignment has translated over to regression task such as pose estimation Kim et al. [2022] where stylization Huang and Belongie [2017] was employed. However, given the computational overhead of generative methods with input-level alignment, it is still unclear in literature if generative methods are more effective than feature-level alignment methods.

Given this gap in research, our key observation is that input-level alignment via generative models and stylization are computationally expensive and in some cases difficult to train in data scarce regimes. Consequently, a natural question emerges based on this observation: *Is generative modeling-based stylization necessary for visual domain adaptation in regression?*

To begin addressing this question, we investigate the role of input-alignment and show that it does not consistently improve the results as opposed to a no-stylization baseline with a mean-teacher training scheme. Moreover, we propose a computationally efficient implicit stylization method, **ImSty**. Building on AdaIN, the concept of adaptive instance normalization Huang and Belongie [2017] blocks, we incorporate AdaIN blocks into downstream tasks of pose estimation where the mini-batch level statistics of source domain and target domain are swapped. Our method avoids the need for explicitly training a generative model and generating input data in the style of the target domain, saving significant amounts of inefficient computations and training time.

We evaluate our proposed implicit stylization method on three pose estimation datasets with different levels of domain gaps: Rendered Hand Pose Dataset Zimmermann and Brox [2017] \rightarrow Hand-3D-Studio Zhao et al. [2020b], SURREAL Varol et al. [2017] \rightarrow Leeds Sports Pose Johnson and Everingham [2010], and Synthetic Animal Dataset Mu et al. [2020] \rightarrow TigDog Dataset Del Pero et al. [2015]. We achieve SOTA results on all three datasets while reducing the number of trainable parameters by 100% and the number of computations (MACs) by 99.99% compared against the explicit stylization used in Kim et al. [2022].

2 Related Works

2.1 Unsupervised Domain Adaptation

Unsupervised Domain Adaptation (UDA) Borgwardt et al. [2006], Huang et al. [2006] provides a suitable solution for data scarce domains. The aim of UDA is to associate a given labeled source domain, with abundant data, to an unlabeled target domain. Prevailing approaches for UDA often utilize adversarial learning methods S and Fleuret [2021], Yang et al. [2022], Zhang and Davison [2021], pseudo-labeling methods Yan et al., Chu et al. [2022], Dubourvieux et al. [2021], Huang et al., or both as a foundation. These methods allow for a wide variety of focused implementations that provide reliable adaptation results. As proposed by Zhang and Davison [2021], the application of adversarial methods produces more resistant and robust models. They describe an adversarial continuous learning in unsupervised domain adaptation (ACDA) method that yields a relative error reduction of 20% Zhang and Davison [2021]. Similarly, pseudo-labeling methods Choi et al. [2019], Lee et al. [2013] are commonplace in novel UDA works as they provide solutions for data scarcity.

2.2 Input-level Alignment (Generative methods)

Various attempts aim to remedy scarce source datasets with variations of domain adaptation (DA). Of these numerous options, there have been notable developments in using adversarial or generative models alongside DA techniques. As described by Farahani et al. [2021], the use of generative adversarial networks (GANs) was inspired by their ability to minimize the domain shift commonplace in DA. The fundamental notion of these techniques is to generate representative data of the source domain that can be used for further training and fine-tuning. With the development of their model, GenDA, Yang et al. [2021] propose an alternative approach to generative domain adaptation (GDA) applications. By freezing the parameters of a pre-trained GAN, Yang et al. [2021] reuse the prior information from the source GAN model to adapt and generate new content in the target domain. Moreover, novel GDA approaches Zhou et al. [2022] and Wu et al. [2018] improve generalizability and reduce gaps within the domain by leveraging neural consistency in statistics to guide the generator, incorporating dual-level semantic consistency, while proposing intra-domain spectrum mixup.

2.3 Feature-level Alignment

In addition to alignment at the input level, methods involving alignment at the feature level have been explored in numerous ways. One such pathway involves methods centered around the use of divergence measures such as MixStyle, MMD, CORAL, CDD and Wasserstein Distance, which all share the goal of minimizing domain discrepancy at the feature level Kalischek et al. [2021], Zhou et al. [2021], Chen et al. [2020], Rozantsev et al. [2018], Kang et al. [2019], Liu et al. [2020]. Furthermore, studies have also employed adversarial methods Bousmalis et al. [2017] generally comprised of three modules: a feature classifier, discriminator, and label classifier. In contrast, methods such as Liu et al. [2021] iteratively add a label distribution estimator module to attempt alignment accounting for both label and domain. Moreover, DANN Ganin et al. [2016] opts to use a gradient reversal layer to allow for domain discrimination. There have also been attempts to utilize batch-normalization (BN) statistics in UDA Li et al. [2018], Maria Carlucci et al. [2017], Chang et al. [2019] showing that BN statistics encapsulate domain data.

Over time, both input-level alignment and feature-level alignment have shown tremendous amount of success in DA. However, given the high computational cost of input-level alignment, there exists a gap in research that explicitly compares input-level alignment and feature-level alignment. To fill this gap in research, and to question if input-level alignment is necessary in domain adaptation, we propose a feature-level alignment method called ImSty that will be discussed in the following section.

3 Implicit Stylization

In this section, we develop a feature-level alignment method called implicit stylization (**ImSty**) that replaces generative modeling (i.e., explicit stylization or generative models) in various domain adaptation tasks. The main idea is to incorporate adaptive instance normalization into the training pipeline to merge domain gaps without having the need of a generative model with a full auto-encoder

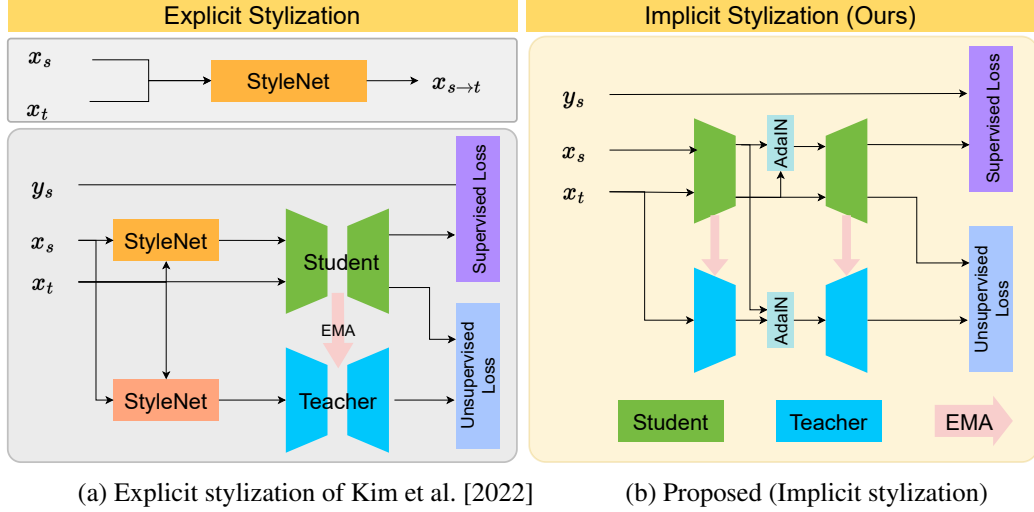


Figure 2: **Comparison between explicit stylization and our proposed implicit stylization.** Explicit stylization (left) pre-trains a stylization model (e.g., StyleNet or neural style transfer model) before a downstream task. Then, the style transfer model is used to generate batches of source domain images stylized in the target domain, and target domain images stylized in source domain. In comparison, our proposed implicit stylization (right) method does not require any extra models (trainable parameters) and only requires a small amount of computation for the statistics in equation 1.

structure for pixel-to-pixel generation. Our method does not require training an explicit stylization model or require any additional trainable parameters.

3.1 Implicit Stylization in Pose Estimation

Kim et al. [2022] achieved SOTA results in unsupervised domain adaptation for 2D pose estimation by unifying a framework that generalizes well on various poses with different levels of input and output variance. To merge the gap between the source and target domains, the authors proposed stylizing the source images to target images for the student model, and stylizing the target images to the source images for the teacher model. However, the explicit stylization requires one to train a stylization model and generate new images every batch, leading to computational inefficiency in training. Therefore, to mitigate inefficiency, we propose extracting the adaptive instance normalization block from the explicit stylization model and directly applying it to the encoders for pose estimation.

Given a labeled pose dataset from the source domain \mathbb{S} that contains images $\mathbb{X}_s \in \mathbb{R}^{H \times W \times 3}$ and corresponding keypoint labels $y_s \in \mathbb{R}^{K \times 2}$, along with an unlabeled pose dataset from the target domain \mathbb{T} with just images $\mathbb{X}_t \in \mathbb{R}^{H \times W \times 3}$, the goal is to generalize a model h to the target domain \mathbb{T} based on learning from the source domain \mathbb{S} .

Now, we describe the details of our proposed implicit stylization method. A mini-batch size of $n \ll N_s$ and $n \ll N_t$ are sampled from both \mathbb{S} and \mathbb{T} . Given a set of source domain images $\mathbb{X}_s = \{x_s^1, x_s^2, \dots, x_s^n\}$ and a set of target domain images $\mathbb{X}_t = \{x_t^1, x_t^2, \dots, x_t^n\}$, \mathbb{X}_s and \mathbb{X}_t are passed through a ResNet-101 He et al. [2016] backbone R to obtain feature maps $\mathbf{F}_s = R(\mathbb{X}_s)$, $\mathbf{F}_t = R(\mathbb{X}_t)$. Each channel of C in $\mathbf{F}_s \in \mathbb{R}^{H' \times W' \times C}$ and $\mathbf{F}_t \in \mathbb{R}^{H' \times W' \times C}$ is normalized to $\mathcal{N}(0, 1)$:

$$\begin{aligned} \mu_j^i &= \text{Mean}(\mathbf{F}_j[:, :, i]), \quad \sigma_j^i = \text{STD}(\mathbf{F}_j[:, :, i]), \quad \mu_j = [\mu_j^1, \mu_j^2, \dots, \mu_j^C], \quad \sigma_j = [\sigma_j^1, \sigma_j^2, \dots, \sigma_j^C] \\ \mathbf{F}_{\text{norm},s} &= \frac{\mathbf{F}_s - \mu_s}{\sigma_s}, \quad \mathbf{F}_{\text{norm},t} = \frac{\mathbf{F}_t - \mu_t}{\sigma_t} \end{aligned} \quad (1)$$

Then, the mean and standard deviation from the opposite domain are utilized to reverse the normalization, building on the concept of AdaIN Huang and Belongie [2017]:

$$\begin{aligned} \mathbf{F}_{s \rightarrow t} &= \alpha(f_{\text{norm},s} \cdot \sigma_t + \mu_t) + (1 - \alpha)\mathbf{F}_s \\ \mathbf{F}_{t \rightarrow s} &= \alpha(f_{\text{norm},t} \cdot \sigma_s + \mu_s) + (1 - \alpha)\mathbf{F}_t \end{aligned} \quad (2)$$

Table 1: **Pose Estimation Comparison for hand pose, animal pose, and human pose estimation.** Our proposed ImSty method achieves SOTA results in pose estimation across three different domains (hand pose, human pose, and animal pose). In hand pose and human pose we achieve the highest accuracy while achieving competitive results in animal pose. In the table, the superscripts “*P*” and “*R*” denote the published metrics (reported in the papers) and the reproduced values, respectively. For hand pose estimation, MCP, PIP, DIP are acronyms for metacarpophalangeal, proximal interphalangeal, and distal interphalangeal respectively.

Rendered Hand Pose Dataset \rightarrow Hand-3D-Studio								
Method	MCP	PIP	DIP	Fingertip	All			
CCSSL Mu et al. [2020]	81.5	79.9	74.4	64.0	75.1			
UDA-Animal Li and Lee [2021]	82.3	79.6	72.3	61.5	74.1			
RegDA Jiang et al. [2021]	79.6	74.4	71.2	62.9	72.5			
UniDA ^P Kim et al. [2022]	86.7	84.6	78.9	68.1	79.6			
UniDA ^R Kim et al. [2022]	87.1	85.1	79.3	68.5	79.9			
Ours (ImSty)	87.6	85.5	78.9	68.7	80.1			
Synthetic Animal Dataset \rightarrow TigDog Dataset								
Method	Horse							
	Eye	Chin	Hoof	Hip	Knee	Shd	Elbow	All
CCSSL Mu et al. [2020]	89.3	92.6	65.0	78.1	73.1	69.5	70.0	73.1
UDA-Animal Li and Lee [2021]	86.9	93.7	72.6	81.9	79.1	76.4	70.6	77.5
RegDA Jiang et al. [2021]	89.2	92.3	63.2	77.5	72.7	70.5	71.5	73.2
UniDA ^P Kim et al. [2022]	91.3	92.5	66.6	74.2	77.0	74.0	75.8	76.4
UniDA ^R Kim et al. [2022]	91.5	93.6	67.2	82.3	77.0	73.1	74.8	75.6
Ours (ImSty)	91.6	92.8	66.2	77.1	76.5	72.6	74.7	75.4
Method	Tiger							
	Eye	Chin	Hoof	Hip	Knee	Shd	Elbow	All
CCSSL Mu et al. [2020]	94.3	91.3	70.2	70.2	59.1	49.5	53.9	66.7
UDA-Animal Li and Lee [2021]	98.4	87.2	73.4	74.9	62.0	49.4	49.8	67.7
RegDA Jiang et al. [2021]	93.3	92.8	60.7	67.8	55.4	50.3	50.2	61.8
UniDA ^P Kim et al. [2022]	98.5	96.9	72.8	63.7	62.8	56.2	52.3	67.9
UniDA ^R Kim et al. [2022]	98.3	97.0	72.1	71.7	62.2	53.4	53.0	67.1
Ours (ImSty)	97.7	96.3	72.1	72.5	61.3	52.9	52.2	66.9
SURREAL \rightarrow Leeds Sports Pose								
Method	Shd	Elbow	Wrist	Hip	Knee	Ankle	All	
CCSSL Mu et al. [2020]	36.8	66.3	63.9	59.6	67.3	70.4	60.7	
UDA-Animal Li and Lee [2021]	61.4	77.7	75.5	65.8	76.7	78.3	69.2	
RegDA Jiang et al. [2021]	62.7	76.7	71.1	81.0	80.3	75.3	74.6	
UniDA ^P Kim et al. [2022]	69.2	84.9	83.3	85.5	84.7	84.3	82.0	
UniDA ^R Kim et al. [2022]	68.4	85.6	83.1	86.2	85.0	84.2	82.0	
Ours (ImSty)	71.1	85.2	83.4	85.2	86.1	85.1	82.6	

$\mathbf{F}_{s \rightarrow t}$ and \mathbf{F}_t are passed to the student decoder D_{stu}

$$\hat{y}_s = D_{stu}(\mathbf{F}_{s \rightarrow t}), \quad \hat{y}_t = D_{stu}(\mathbf{F}_t) \quad (3)$$

that up-samples the feature maps to $\hat{y}_s \in \mathbb{R}^{h \times w \times J}$ and $\hat{y}_t \in \mathbb{R}^{h \times w \times J}$ with height h , width w , and number of joints J . α is sampled randomly from a Uniform(0,1) distribution. Then, $\mathbf{F}_{t \rightarrow s}$ is passed to the teacher decoder D_{tea} to generate pseudo-labels $y_t = D_{tea}(\mathbf{F}_{t \rightarrow s})$.

Mean-squared error (MSE) metric is used as the loss function for both supervised \mathcal{L}_{sup} and unsupervised \mathcal{L}_{unsup} loss with a weighting factor λ for the overall loss \mathcal{L}_{total} :

$$\mathcal{L}_{sup} = \text{MSE}(y_s, \hat{y}_s), \quad \mathcal{L}_{unsup} = \text{MSE}(y_t, \hat{y}_t), \quad \mathcal{L}_{total} = \mathcal{L}_{sup} + \lambda \mathcal{L}_{unsup} \quad (4)$$

Table 2: **Comparison of trainable parameters and computational costs (MACs) for merging domain gaps.** Our implicit stylization method requires no additional trainable parameters and minimal computations to calculate feature-level statistics to merge the gap between source and target domains. For fair comparison, all methods use a fixed image resolution of 256×256 .

Method	Params. (M)	MACs (G)	Generative
StyleNet Huang and Belongie [2017]	3.51	63.11	✓
RevGrad Ganin and Lempitsky [2015]	2.75	0.34	
Ours (ImSty)	0.00	1.84e-3	

Remaining details on the overall mean-teacher pipeline, such as pseudo-label masking, normalization, adaptive occlusions, and reverse augmentations, can be found in Kim et al. [2022]. Refer to Figure 2 for a comparison between explicit stylization and our proposed implicit stylization method.

4 Experiments

In this section, we begin to incrementally reveal the excessive nature of generative methods for UDA by showing either on-par or better results on pose estimation datasets with close to zero additional computations and with zero additional trainable parameters. We now describe the experimental set-up to evaluate the proposed method as compared to the current state-of-the-art. We also release the code corresponding to our experiments for reproducibility. Additional experiments on digits classification are listed in Appendix ??.

4.1 Datasets

We evaluate our implicit stylization pipeline using three sets of commonly used UDA pose estimation datasets with high variances in both input and output settings: **Rendered Hand Pose Dataset** Zimmermann and Brox [2017] → **Hand-3D-Studio** Zhao et al. [2020b], **SURREAL** Varol et al. [2017] → **Leeds Sports Pose** Johnson and Everingham [2010], and **Synthetic Animal Dataset** Mu et al. [2020] → **TigDog Dataset** Del Pero et al. [2015].

4.2 Implementation Details

The implementation is done with PyTorch with three random seeds 22, 42, and 102.


Learning parameters. Following the work of Kim et al. [2022] we use the following data augmentations to increase generalizability but also to keep the level of generalizability consistent throughout the experiments.

- **Human Pose Data Augmentation.** Random data augmentations used: 60 degree rotations, shear (-30, 30), translations (0.05, 0.05), scaling (0.6, 1.3), and 0.25 contrast.
- **Hand Pose Data Augmentation.** Random data augmentations used: 180 degree rotations, shear (-30, 30), translations (0.05, 0.05), scaling (0.6, 1.3), and 0.25 contrast.
- **Animal Pose Data Augmentation.** Random data augmentations used: 60 degree rotations, shear (-30, 30), translations (0.05, 0.05), scaling (0.6, 1.3), and 0.25 contrast.
- **Digits Data Augmentation.** Random data augmentations used: rotations, translations, scaling, adjust brightness, adjust contrast.

Learning parameters. Adam with base learning rate of $1e^{-4}$ and learning rate decay of 0.1 at 45 and 60 epochs is chosen as the optimizer for training.

Pre-training. Source-only training is done for 40 epochs.

Compute Infrastructure. A batch size of 32 for pose estimation is fed to a single NVIDIA A100 GPU for accelerated training with AMD Milan 7413 CPU available via the shared high performance computing infrastructure.



(a) Ground Truth (b) No Sty. (c) Kim et al. [2022] (d) Ours (ImSty)

Figure 3: **Qualitative evaluation on pose estimation.** There are two main observations to be made in this figure. First, column (b) still shows competitive results despite not having any domain alignment. Second, column (d) shows the best qualitative results. These two observations suggest that explicit input-alignment via stylization might not be necessary in pose estimation. Note that column (b) is Kim et al. [2022] without stylization.

Hyperparameters. Standard ResNet-101 is used as the backbone and three blocks of upsampling blocks with 256 channels (comprised of 2D transpose convolution, 2D batch norm, ReLU) are used in the decoder. The whole network is trained for 70 epochs.

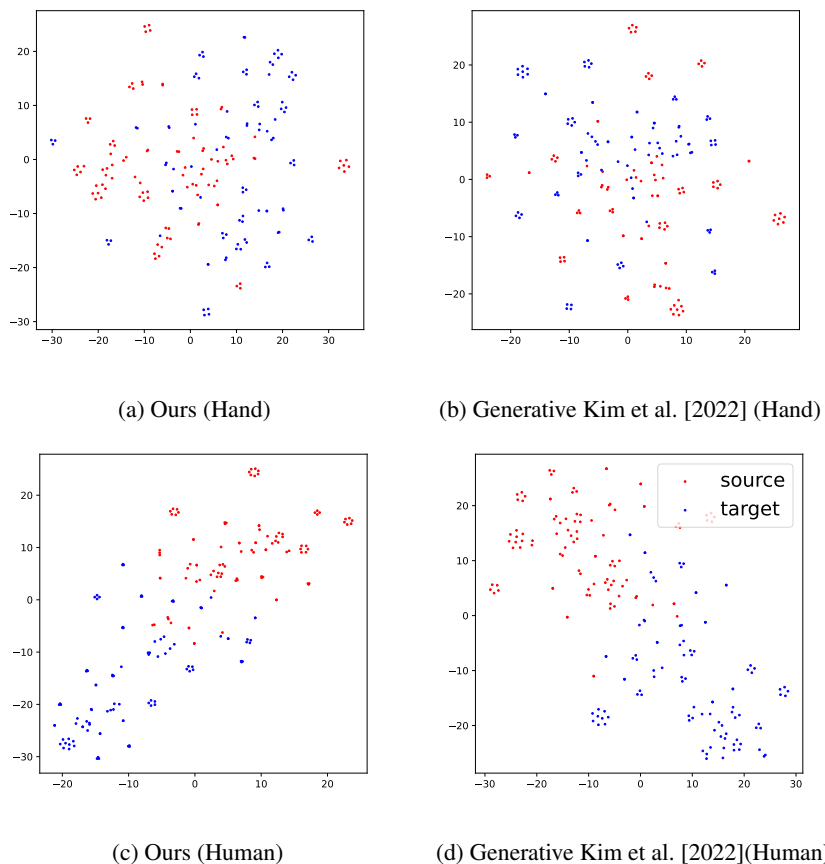


Figure 4: **TSNE comparison between Kim et al. [2022] and our proposed ImSty method.** Visual inspection of the TSNE clustering between the input stylization in Kim et al. [2022] demonstrates close to no difference with our proposed ImSty method. This suggests that ImSty can achieve similar domain alignment compared to the input stylization used in Kim et al. [2022].

4.3 Evaluation Metrics

The standard metric for 2D pose estimation is Percentage of Correct Keypoint (PCK). Following the work of Kim et al. [2022] and Li and Lee [2021], all experiments are reported with PCK@0.05 that measures the ratio of correct keypoints that are within 5% of the image resolution.

4.4 Main Results

In Table 1, we compare our implicit stylization model (ImSty) with SOTA models for UDA pose estimation on three sets of 2D pose estimation datasets for domain adaptation. On average over the three datasets, we achieve 0.4% improvements in PCK@0.05. More importantly, it is further demonstrated in Table 2 that implicit stylization reduces the required computation by over 99.99% and completely removes the number of trainable parameters needed for domain merging compared against the current SOTA UDA pose estimation Kim et al. [2022]. Qualitative evaluation on the superiority of ImSty can be found in Figure 3.

As shown in Figure 4, we employ TSNE Van der Maaten and Hinton [2008] to visualize the similarity between feature representations from the source and target domains of the human pose and hand pose datasets. The plots do not provide sufficient evidence of either stylization approach, demonstrating the ability to produce a more homogeneous distribution (with respect to the invariability of source and target domains) of feature map representations. Therefore, these visualizations further reveal the ineffectiveness of the input-level alignment via stylization used in Kim et al. [2022].

Table 3: **Role of stylization in pose estimation** Observe the minimal difference between pose estimation accuracy with and without stylization. This small difference is apparent across all pose estimation tasks questioning the role of domain alignment in pose estimation.

Rendered Hand Pose Dataset → Hand-3D-Studio				SURREAL → Leeds Sports Pose			
Joints	UniDA w.o. Stylization	UniDA	Ours (ImSty)	Joints	UniDA w.o. Stylization	UniDA	Ours (ImSty)
MCP	86.5 ± 0.5	86.5 ± 0.6	87.1 ± 0.6	Shd	66.3 ± 1.3	68.1 ± 0.3	67.9 ± 3.1
PIP	85.2 ± 0.6	84.8 ± 0.4	85.4 ± 0.2	Elb	83.1 ± 1.8	84.0 ± 1.4	84.5 ± 1.2
DIP	78.1 ± 0.4	78.7 ± 0.7	78.8 ± 0.2	Wrist	80.7 ± 1.8	82.1 ± 1.0	82.4 ± 1.3
Fingertip	66.6 ± 0.3	67.9 ± 0.6	68.4 ± 0.3	Hip	84.8 ± 0.3	85.0 ± 1.3	84.9 ± 0.2
All	79.1 ± 0.4	79.3 ± 0.5	80.0 ± 0.1	Knee	83.4 ± 0.8	83.8 ± 1.1	85.0 ± 1.1
				Ankle	83.1 ± 1.3	83.5 ± 0.7	84.4 ± 0.9
				All	80.2 ± 0.7	81.1 ± 0.8	81.5 ± 1.2

Synthetic Animal Dataset → TigDog Dataset						
Joints	Horse			Tiger		
	UniDA w.o. Stylization	UniDA	Ours (ImSty)	UniDA w.o. Stylization	UniDA	Ours (ImSty)
Eye	89.8 ± 0.5	91.0 ± 0.5	90.9 ± 1.2	97.2 ± 1.0	97.3 ± 0.9	97.3 ± 0.5
Chin	92.8 ± 0.2	93.1 ± 0.5	92.7 ± 0.2	95.6 ± 0.2	96.4 ± 0.6	96.1 ± 0.2
Hoof	67.5 ± 0.7	65.7 ± 1.9	65.5 ± 0.6	70.7 ± 0.8	70.2 ± 1.9	71.2 ± 1.2
Hip	77.6 ± 0.9	81.2 ± 1.1	75.6 ± 1.5	72.7 ± 2.6	69.5 ± 2.6	71.5 ± 1.1
Knee	76.3 ± 0.8	76.1 ± 1.0	75.7 ± 0.8	61.1 ± 0.3	60.5 ± 1.9	60.6 ± 0.8
Shd	72.2 ± 1.1	71.6 ± 1.6	71.6 ± 1.2	49.2 ± 0.8	48.8 ± 4.0	51.8 ± 0.9
Elb	72.4 ± 1.0	72.7 ± 1.8	73.9 ± 0.7	51.0 ± 1.7	52.3 ± 0.8	50.8 ± 1.5
All	75.5 ± 0.4	75.4 ± 0.2	75.2 ± 0.2	66.3 ± 0.8	66.2 ± 1.4	66.5 ± 0.8

4.5 Ablation Studies

The main goal of this work is to investigate the role of generative modeling/stylization for domain adaptation in regression. In Table 3, we compare Kim et al. [2022] with no stylization and our proposed method which adds Stylization applied to pose estimation offers lackluster results as we see a maximum difference of only two percent between stylized and unstylized accuracy. This suggests a need to revisit the role of domain alignment in the mean-teacher training scheme.

5 Discussion and Conclusion

Domain alignment is an essential part of UDA, shifting the distribution of source and target domains closer to each other. Given the necessity of domain alignment in classification tasks, and the popularity that domain alignment is gaining over the years, it is crucial to investigate the importance of input-level alignment in the mean-teacher scheme for pose estimation (regression) since it requires significantly more computation than feature-level alignment. Moreover, as supported by Cortes and Mohri [2011], many of the observations and assumptions made in classification task do not translate to regression. Hence, there is a clear need to explicitly compare the effect of input-level alignment and feature-level alignment in the regression domain.

To alleviate that problem, we take a SOTA work on UDA pose estimation Kim et al. [2022] that utilizes input-level alignment Huang and Belongie [2017], and replace that with the AdaIN module which does not require any learnable parameters and minimal computations (demonstrated in Figure 1 and Table 2). By achieving SOTA results in UDA pose estimation, we demonstrate that input-level alignment via generative methods and stylization may not be necessary in regression tasks. The resulting impact **reduces the work, time, and computational cost required for the generative model by a significant margin**. In addition, any instability caused by generative adversarial networks can be avoided with implicit stylization. Finally, this opens doors for use of domain adaptation in data scarce regimes.

5.1 Limitations and Future Work

Although ImSty achieved SOTA performance on regression tasks, while significantly reducing the amount of computation and trainable parameters (by replacing the input-level alignment model with a new feature-level alignment module), the effect on regression remains small. This raises an interesting

question about the role and limitations of domain alignment in the mean-teacher training scheme for various machine learning tasks, which we aim to investigate next.

5.2 Broader Impacts

Computer vision research which focuses on human pose estimation can be used for surveillance, which raises privacy invasion and human rights concerns. Researchers and practitioners both need to be educated and informed about reliance on these technologies regarding these potential risks. Privacy preserving machine learning offers a way to mitigate these risks, and must be considered for real-world deployment. On the other hand, there is also a need to develop legal protections and regulations for users and various entities.

References

- Weibo Liu, Zidong Wang, Xiaohui Liu, Nianyin Zeng, Yurong Liu, and Fuad E Alsaadi. A survey of deep neural network architectures and their applications. *Neurocomputing*, 234:11–26, 2017.
- Shi Dong, Ping Wang, and Khushnood Abbas. A survey on deep learning and its applications. *Computer Science Review*, 40:100379, 2021.
- Samira Pouyanfar, Saad Sadiq, Yilin Yan, Haiman Tian, Yudong Tao, Maria Presa Reyes, Mei-Ling Shyu, Shu-Ching Chen, and Sundaraja S Iyengar. A survey on deep learning: Algorithms, techniques, and applications. *ACM Computing Surveys (CSUR)*, 51(5):1–36, 2018.
- Prabhu Teja S and François Fleuret. Uncertainty Reduction for Model Adaptation in Semantic Segmentation. In *2021 IEEE/CVF Conference on Computer Vision and Pattern Recognition (CVPR)*, pages 9608–9618, June 2021. doi: 10.1109/CVPR46437.2021.00949. ISSN: 2575-7075.
- Yiju Yang, Taejoon Kim, and Guanghui Wang. Multiple Classifiers Based Adversarial Training for Unsupervised Domain Adaptation. In *2022 19th Conference on Robots and Vision (CRV)*, pages 40–47, May 2022. doi: 10.1109/CRV55824.2022.00014.
- Youshan Zhang and Brian D. Davison. Adversarial Continuous Learning in Unsupervised Domain Adaptation. In Alberto Del Bimbo, Rita Cucchiara, Stan Sclaroff, Giovanni Maria Farinella, Tao Mei, Marco Bertini, Hugo Jair Escalante, and Roberto Vezzani, editors, *Pattern Recognition. ICPR International Workshops and Challenges*, volume 12662, pages 672–687. Springer International Publishing, Cham, 2021. ISBN 978-3-030-68789-2 978-3-030-68790-8. doi: 10.1007/978-3-030-68790-8_52. URL http://link.springer.com/10.1007/978-3-030-68790-8_52. Series Title: Lecture Notes in Computer Science.
- Hao Yan, Yuhong Guo, and Chunsheng Yang. Augmented Self-Labeling for Source-Free Unsupervised Domain Adaptation. page 7.
- Tong Chu, Yahao Liu, Jinhong Deng, Wen Li, and Lixin Duan. Denoised Maximum Classifier Discrepancy for Source-Free Unsupervised Domain Adaptation. *Proceedings of the AAAI Conference on Artificial Intelligence*, 36(1):472–480, June 2022. ISSN 2374-3468, 2159-5399. doi: 10.1609/aaai.v36i1.19925. URL <https://ojs.aaai.org/index.php/AAAI/article/view/19925>.
- Fabian Dubourvieux, Romaric Audigier, Angélique Loesch, Samia Ainouz, and Stéphane Canu. Unsupervised Domain Adaptation for Person Re-Identification through Source-Guided Pseudo-Labeling. In *2020 25th International Conference on Pattern Recognition (ICPR)*, pages 4957–4964, January 2021. doi: 10.1109/ICPR48806.2021.9412964. ISSN: 1051-4651.
- Jiaxing Huang, Dayan Guan, Aoran Xiao, and Shijian Lu. Model Adaptation: Historical Contrastive Learning for Unsupervised Domain Adaptation without Source Data. page 15.
- Nikolai Kalischek, Jan D Wegner, and Konrad Schindler. In the light of feature distributions: moment matching for neural style transfer. In *Proceedings of the IEEE/CVF Conference on Computer Vision and Pattern Recognition*, pages 9382–9391, 2021.
- Kaiyang Zhou, Yongxin Yang, Yu Qiao, and Tao Xiang. Domain generalization with mixstyle. *arXiv preprint arXiv:2104.02008*, 2021.
- Chao Chen, Zhihang Fu, Zhihong Chen, Sheng Jin, Zhaowei Cheng, Xinyu Jin, and Xian-Sheng Hua. Homm: Higher-order moment matching for unsupervised domain adaptation. In *Proceedings of the AAAI conference on artificial intelligence*, volume 34, pages 3422–3429, 2020.

- Artem Rozantsev, Mathieu Salzmann, and Pascal Fua. Beyond sharing weights for deep domain adaptation. *IEEE transactions on pattern analysis and machine intelligence*, 41(4):801–814, 2018.
- Guoliang Kang, Lu Jiang, Yi Yang, and Alexander G Hauptmann. Contrastive adaptation network for unsupervised domain adaptation. In *Proceedings of the IEEE/CVF Conference on Computer Vision and Pattern Recognition*, pages 4893–4902, 2019.
- Xiaofeng Liu, Yuzhuo Han, Song Bai, Yi Ge, Tianxing Wang, Xu Han, Site Li, Jane You, and Jun Lu. Importance-aware semantic segmentation in self-driving with discrete wasserstein training. In *Proceedings of the AAAI Conference on Artificial Intelligence*, volume 34, pages 11629–11636, 2020.
- Abolfazl Farahani, Sahar Voghoei, Khaled Rasheed, and Hamid R. Arabnia. A Brief Review of Domain Adaptation. In Robert Stahlbock, Gary M. Weiss, Mahmoud Abou-Nasr, Cheng-Ying Yang, Hamid R. Arabnia, and Leonidas Deligiannidis, editors, *Advances in Data Science and Information Engineering*, pages 877–894. Springer International Publishing, Cham, 2021. ISBN 978-3-030-71703-2 978-3-030-71704-9. doi: 10.1007/978-3-030-71704-9_65. URL https://link.springer.com/10.1007/978-3-030-71704-9_65. Series Title: Transactions on Computational Science and Computational Intelligence.
- Ceyuan Yang, Yujun Shen, Zhiyi Zhang, Yinghao Xu, Jiapeng Zhu, Zhirong Wu, and Bolei Zhou. One-Shot Generative Domain Adaptation, November 2021. URL <http://arxiv.org/abs/2111.09876>. arXiv:2111.09876 [cs].
- Qianyu Zhou, Ke-Yue Zhang, Taiping Yao, Ran Yi, Kekai Sheng, Shouhong Ding, and Lizhuang Ma. Generative domain adaptation for face anti-spoofing. In *Computer Vision—ECCV 2022: 17th European Conference, Tel Aviv, Israel, October 23–27, 2022, Proceedings, Part V*, pages 335–356. Springer, 2022.
- Zuxuan Wu, Xintong Han, Yen-Liang Lin, Mustafa Gokhan Uzunbas, Tom Goldstein, Ser Nam Lim, and Larry S Davis. Dcan: Dual channel-wise alignment networks for unsupervised scene adaptation. In *Proceedings of the European Conference on Computer Vision (ECCV)*, pages 518–534, 2018.
- Mingsheng Long, Han Zhu, Jianmin Wang, and Michael I Jordan. Deep transfer learning with joint adaptation networks. In *International conference on machine learning*, pages 2208–2217. PMLR, 2017.
- Gabriela Csurka. Domain adaptation for visual applications: A comprehensive survey. *arXiv preprint arXiv:1702.05374*, 2017.
- Sicheng Zhao, Bichen Wu, Joseph Gonzalez, Sanjit A Seshia, and Kurt Keutzer. Unsupervised domain adaptation: From simulation engine to the realworld. *arXiv preprint arXiv:1803.09180*, 2018.
- Sicheng Zhao, Bo Li, Pengfei Xu, and Kurt Keutzer. Multi-source domain adaptation in the deep learning era: A systematic survey. *arXiv preprint arXiv:2002.12169*, 2020a.
- Swami Sankaranarayanan, Yogesh Balaji, Carlos D Castillo, and Rama Chellappa. Generate to adapt: Aligning domains using generative adversarial networks. In *Proceedings of the IEEE conference on computer vision and pattern recognition*, pages 8503–8512, 2018.
- Xun Huang and Serge Belongie. Arbitrary style transfer in real-time with adaptive instance normalization. In *Proceedings of the IEEE international conference on computer vision*, pages 1501–1510, 2017.
- Yaroslav Ganin, Evgeniya Ustinova, Hana Ajakan, Pascal Germain, Hugo Larochelle, François Laviolette, Mario Marchand, and Victor Lempitsky. Domain-adversarial training of neural networks. *The journal of machine learning research*, 17(1):2096–2030, 2016.
- Xiaofeng Liu, Yang Zou, Lingsheng Kong, Zhihui Diao, Junliang Yan, Jun Wang, Site Li, Ping Jia, and Jane You. Data augmentation via latent space interpolation for image classification. In *2018 24th International Conference on Pattern Recognition (ICPR)*, pages 728–733. IEEE, 2018.
- Gewen He, Xiaofeng Liu, Fangfang Fan, and Jane You. Classification-aware semi-supervised domain adaptation. In *Proceedings of the IEEE/CVF Conference on Computer Vision and Pattern Recognition Workshops*, pages 964–965, 2020.
- Paolo Russo, Fabio M Carlucci, Tatiana Tommasi, and Barbara Caputo. From source to target and back: symmetric bi-directional adaptive gan. In *Proceedings of the IEEE Conference on Computer Vision and Pattern Recognition*, pages 8099–8108, 2018.
- Donghyun Kim, Kaihong Wang, Kate Saenko, Margrit Betke, and Stan Sclaroff. A unified framework for domain adaptive pose estimation. *arXiv preprint arXiv:2204.00172*, 2022.

- Christian Zimmermann and Thomas Brox. Learning to estimate 3d hand pose from single rgb images. In *Proceedings of the IEEE international conference on computer vision*, pages 4903–4911, 2017.
- Zhengyi Zhao, Tianyao Wang, Siyu Xia, and Yangang Wang. Hand-3d-studio: A new multi-view system for 3d hand reconstruction. In *ICASSP 2020-2020 IEEE International Conference on Acoustics, Speech and Signal Processing (ICASSP)*, pages 2478–2482. IEEE, 2020b.
- Gul Varol, Javier Romero, Xavier Martin, Naureen Mahmood, Michael J Black, Ivan Laptev, and Cordelia Schmid. Learning from synthetic humans. In *Proceedings of the IEEE conference on computer vision and pattern recognition*, pages 109–117, 2017.
- Sam Johnson and Mark Everingham. Clustered pose and nonlinear appearance models for human pose estimation. In *bmvc*, volume 2, page 5. Aberystwyth, UK, 2010.
- Jiteng Mu, Weichao Qiu, Gregory D Hager, and Alan L Yuille. Learning from synthetic animals. In *Proceedings of the IEEE/CVF Conference on Computer Vision and Pattern Recognition*, pages 12386–12395, 2020.
- Luca Del Pero, Susanna Ricco, Rahul Sukthankar, and Vittorio Ferrari. Articulated motion discovery using pairs of trajectories. In *Proceedings of the IEEE conference on computer vision and pattern recognition*, pages 2151–2160, 2015.
- Karsten M Borgwardt, Arthur Gretton, Malte J Rasch, Hans-Peter Kriegel, Bernhard Schölkopf, and Alex J Smola. Integrating structured biological data by kernel maximum mean discrepancy. *Bioinformatics*, 22(14): e49–e57, 2006.
- Jiayuan Huang, Arthur Gretton, Karsten Borgwardt, Bernhard Schölkopf, and Alex Smola. Correcting sample selection bias by unlabeled data. *Advances in neural information processing systems*, 19, 2006.
- Jaehoon Choi, Minki Jeong, Taekyung Kim, and Changick Kim. Pseudo-Labeling Curriculum for Unsupervised Domain Adaptation, August 2019. URL <http://arxiv.org/abs/1908.00262>. arXiv:1908.00262 [cs].
- Dong-Hyun Lee et al. Pseudo-label: The simple and efficient semi-supervised learning method for deep neural networks. In *Workshop on challenges in representation learning, ICML*, volume 3, page 896, 2013.
- Konstantinos Bousmalis, Nathan Silberman, David Dohan, Dumitru Erhan, and Dilip Krishnan. Unsupervised pixel-level domain adaptation with generative adversarial networks. In *Proceedings of the IEEE conference on computer vision and pattern recognition*, pages 3722–3731, 2017.
- Xiaofeng Liu, Zhenhua Guo, Site Li, Fangxu Xing, Jane You, C-C Jay Kuo, Georges El Fakhri, and Jonghye Woo. Adversarial unsupervised domain adaptation with conditional and label shift: Infer, align and iterate. In *Proceedings of the IEEE/CVF International Conference on Computer Vision*, pages 10367–10376, 2021.
- Yanghao Li, Naiyan Wang, Jianping Shi, Xiaodi Hou, and Jiaying Liu. Adaptive batch normalization for practical domain adaptation. *Pattern Recognition*, 80:109–117, 2018.
- Fabio Maria Carlucci, Lorenzo Porzi, Barbara Caputo, Elisa Ricci, and Samuel Rota Buló. Autodial: Automatic domain alignment layers. In *Proceedings of the IEEE international conference on computer vision*, pages 5067–5075, 2017.
- Woong-Gi Chang, Tackgeun You, Seonguk Seo, Suha Kwak, and Bohyung Han. Domain-specific batch normalization for unsupervised domain adaptation. In *Proceedings of the IEEE/CVF conference on Computer Vision and Pattern Recognition*, pages 7354–7362, 2019.
- Kaiming He, Xiangyu Zhang, Shaoqing Ren, and Jian Sun. Deep residual learning for image recognition. In *Proceedings of the IEEE conference on computer vision and pattern recognition*, pages 770–778, 2016.
- Chen Li and Gim Hee Lee. From synthetic to real: Unsupervised domain adaptation for animal pose estimation. In *Proceedings of the IEEE/CVF Conference on Computer Vision and Pattern Recognition*, pages 1482–1491, 2021.
- Junguang Jiang, Yifei Ji, Ximei Wang, Yufeng Liu, Jianmin Wang, and Mingsheng Long. Regressive domain adaptation for unsupervised keypoint detection. In *Proceedings of the IEEE/CVF Conference on Computer Vision and Pattern Recognition*, pages 6780–6789, 2021.
- Yaroslav Ganin and Victor Lempitsky. Unsupervised domain adaptation by backpropagation. In *International conference on machine learning*, pages 1180–1189. PMLR, 2015.
- Laurens Van der Maaten and Geoffrey Hinton. Visualizing data using t-sne. *Journal of machine learning research*, 9(11), 2008.
- Corinna Cortes and Mehryar Mohri. Domain adaptation in regression. In *Algorithmic Learning Theory: 22nd International Conference, ALT 2011, Espoo, Finland, October 5-7, 2011. Proceedings 22*, pages 308–323. Springer, 2011.