

---

# A SYSTEMATIC LITERATURE REVIEW ON SOLUTION APPROACHES FOR THE INDEX TRACKING PROBLEM IN THE LAST DECADE

---

Julio Cezar Soares Silva, Adiel Teixeira de Almeida Filho

Centro de Informática

Universidade Federal de Pernambuco

Recife

{jcss4,adielfilho}@cin.ufpe.br

## ABSTRACT

The passive management approach offers conservative investors a way to reduce risk concerning the market. This investment strategy aims at replicating a specific index, such as the NASDAQ Composite or the FTSE100 index. The problem is that buying all the index's assets incurs high rebalancing costs, and this harms future returns. The index tracking problem concerns building a portfolio that follows a specific benchmark with fewer transaction costs. Since a subset of assets is required to solve the index problem this class of problems is NP-hard, and in the past years, researchers have been studying solution approaches to obtain tracking portfolios more practically. This work brings an analysis, spanning the last decade, of the advances in mathematical approaches for index tracking. The systematic literature review covered important issues, such as the most relevant research areas, solution methods, and model structures. Special attention was given to the exploration and analysis of metaheuristics applied to the index tracking problem.

**Keywords** Index tracking · Finance · Metaheuristic · Portfolio Optimization

## 1 Introduction

Investment analysis is a strategic process for an organization and individual investors as it involves capital allocations that need to be made efficiently. In this scenario, financial agents constantly deal with the tradeoff between walking through a riskier path (under the perspective of higher returns) and taking less risk and being satisfied with lower (but less uncertain) returns. Since the seminal studies by [1] and [2], which represented the starting points of Modern Portfolio Theory, several papers have been published and advances have been observed in the portfolio selection problem, as shown in [3]. Kolm et al. [3] affirm that financial experts are apprehensive about the application of the classical MVO in real data, especially because of the sensitivity of the optimal weight allocation relative to the perturbation of the model inputs. Also, the generalized difficulty intrinsic to parameter estimation, as discussed in [4], being impossible to predict future returns one or more days before the portfolio's rebalancing day, brings more difficulties concerning the consistency and robustness of results produced using this model.

In this way, the result of the optimization using this historical data approach may lead to counter-intuitive portfolios, therefore more robust models are needed [5, 6, 7]. Some of the challenges of this field are associated with approaches to model the information uncertainty and ambiguity [8, 9, 10, 11], stock price prediction [12, 13, 14, 15], incorporation of constraints that reflect investor's preferences and practical issues related to the market [16, 17, 18, 19, 20, 21, 22], cryptocurrencies [23], and new paradigms, such as portfolio selection based on assets networks [24, 25], represent some of the challenges that researchers face.

A passively managed fund is known as *index fund/tracker fund*. A manager that adopts this strategy could buy all the stocks of a given stock index and reproduce it perfectly (full replication), but this strategy has some disadvantages [26, 27, 28]:

- The composition of the index is revised periodically. Therefore, the holdings of all stocks will change periodically to reflect the new composition's weights of the index.

- Transaction costs associated with the index's stocks cannot be limited since it is necessary to trade all stocks to reduce the tracking error periodically.

The index tracking problem is concerned with index replication, but limiting transaction costs by using fewer stocks. Index tracking models are classified as combinatorial optimization problems when they integrate cardinality constraints in order to control the number of assets, such that the costs are reduced by using a small number of stocks (compared to the number of constituents of the index to be replicated) in the portfolio [26, 29, 28].

This problem is difficult for a computer to solve as the number of stocks grows. The majority of combinatorial optimization problems are NP-complete and NP-hard. Some solution approaches are exact algorithms, such as branch-and-cut and heuristics, which consists of algorithms that provide a feasible solution without quality and computational time guarantees [30, 31, 32].

Since the study of Beasley et al. [26], which is a popular study considering an approximate solution approach for index tracking, many computational studies have been developed for this kind of problem and portfolio selection. Recent studies concerning index tracking were developed mainly by the popularization of metaheuristics/heuristics as tools to search for approximate optimal solutions [33], and also the importance of considering rebalancing process strategies [34, 28].

We present a literature review comprising solution approaches for the index tracking problem over the last decade. The systematic study raises relevant questions such as most used model structures, most used solution approaches, most relevant solution methods and most used data sources. This brings an overview of the development of index tracking research over the last decade.

## 2 Review methodology

The procedures and rules that conducted the systematic literature review were based on [35] and [36]. [35] presented a comprehensive literature review about solution approaches for the portfolio selection problem guided by research questions. [36] also used research questions to develop a systematic literature review that encompasses financial modelling with multicriteria decision making.

### 2.1 Research questions set up

To guide the result analysis and scope of this work, some research questions were defined. The research questions are presented in Table 1

The research questions related to important sources, production, citation impact (RQs 1-6) were developed based on the work of [36]. The research questions related to the heuristic approaches (RQs 7-13) were developed taking into consideration the work of [35]

### 2.2 Material collection and selection

The search was conducted by covering articles and proceedings papers published from 2010 to 2021. The bibliography collection process took place at the Web of Science database using the keyword structure presented in Table 2. This keyword combination structure was based on [35] and keywords related to index tracking were included from the author's a priori knowledge of the field. Levels 1 and 2 guide the search for financial portfolio optimization problems. Level 3 restricts the financial portfolio problem class to index tracking.

The filtering process is shown in Figure 1. The first filter was used to select only papers that were written in the English language. The second filter was applied to limit the type of documents to articles and proceedings papers. The final filter was performed by fully reading the papers and selecting those that fitted the scope of this work. Many of the outs of the scope works appeared because of the first and second levels keywords. Works that were eliminated did not approach financial portfolio optimization problems or were portfolio optimization problems whose objective was not to replicate the index, or proceedings papers that culminated in journal articles.

A total of 73 articles were selected after applying all the filters. Of the 73 papers, 64 are journal articles and 9 are conference papers. Some research questions needed the support of bibliometric tools to be answered. Bibliometrix [37] and Web Of Science were adopted to perform these analyses.

RQ	Description
#1	Are index tracking solution methods more relevant to journals focusing on operations research and computer science?
#2	Is there a concentration of heuristic methods applied in a specific quantitative modelling framework?
#3	Has there been a growth in the number of non-heuristic methods applied to the index tracking problem?
#4	Has there been a growth in the number of heuristics/metaheuristics applied to the index tracking problem?
#5	Are heuristic approaches more used than non-heuristic approaches for index tracking problems?
#6	Do heuristic approaches have more cite impact than non-heuristic approaches for index tracking problems?
#7	Is there a prevalence of using a specific heuristic/metaheuristic in index tracking problems?
#8	Is there an integration between heuristic and general-purpose solvers?
#9	Is there a prevalence of using specific evaluation metrics for heuristic approaches?
#10	Is there a prevalence of using a specific solution method to compare with heuristic approaches?
#11	Is there a prevalence of solving for a specific tracking error objective function when using heuristic approaches?
#12	Is there a prevalence of solving for specific practical constraints when using heuristic approaches?
#13	Which databases were most adopted in heuristic approaches?

Table 1: Research questions for index tracking systematic literature review

Level	Search Terms
1	Portfolio OR Investment OR Asset AND
2	Optimization OR Management OR Selection AND
3	"Index Tracking" OR "Tracking Error" OR Tracking-Error

Table 2: Proposed keyword combination structure for the index tracking systematic review

### 3 Review results

The answer to RQ#1 was constructed by considering scientific journals that are responsible for publications involving index tracking applications. Table 3 presents the percentage of sources according to their associated number of publications.

Publications	Number of sources	(%) Journals	(%) Accumulated
1	40	78.43	78.43
2	6	11.76	90.19
3	2	3.92	94.11
>3	3	5.88	100.00
<b>Total</b>	51	100	

Table 3: Percentage of sources according to their total number of index tracking publications

The majority of paper sources (40), which represents 78.43% of the total sources, are responsible for only one publication. This result shows that, despite being new literature, where the first research papers developed by [38] and [39], index tracking papers are scattered in a wide range area spectrum, such as economy, statistics, computer science and operations research. A more specific analysis was developed by considering 11 journals that had published more than one article (21.57% of the total sources) in the considered period. The total number of articles published on the selected sources is equal to 33, which comprises about 45% of the total published papers in the last decade. This shows that these 11 journals concentrate a good part of the total publications concerning index tracking in the last

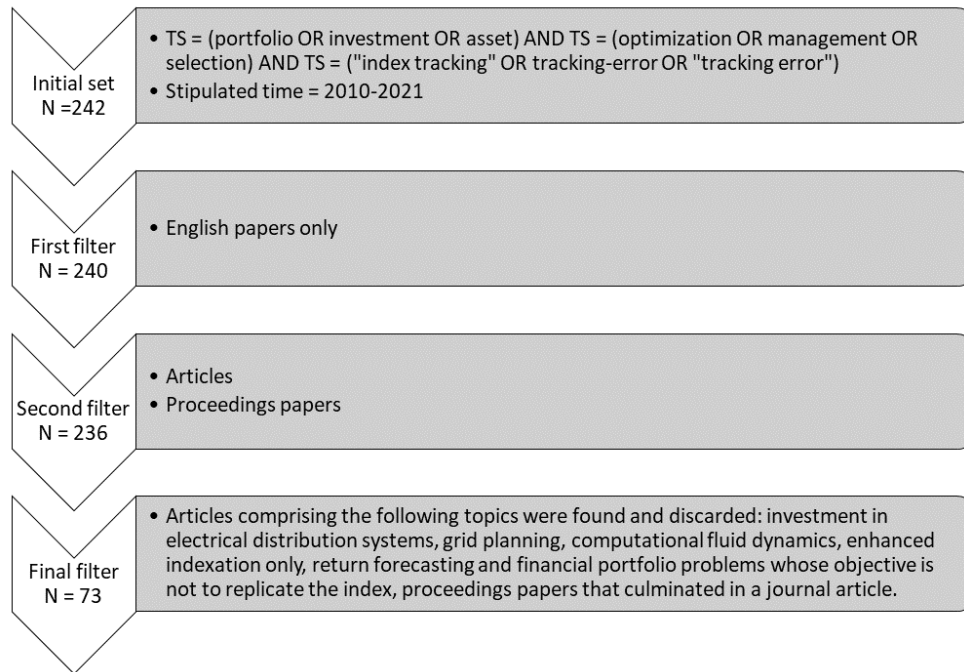


Figure 1: Filtering process of the index tracking literature review

decade. Table 4 shows the name of the source, the number of publications, the relative percentage of publications and the associated Web of Science research category.

The following Web of Science research categories were reached: Operations Research (including Operations Research & Management), Management, Business (including Business & Finance), Statistics & Probability, Economics, Mathematics (including Mathematical Methods in Social Sciences and Applied Mathematics), Computer Science (Interdisciplinary and Artificial Intelligence), and Engineering (including Industrial, and Electrical & Electronic). Table 5 contains the number of journals and publications associated with each of the categories that were found. The answer to RQ #1 is positive since the most relevant journals cover operations research and computer science research areas. Computer Science contains the same number of related publications in Economics, Mathematics and Business categories, but it scored better because its related publications are distributed among 4 journals with better impact factors.

### 3.1 Categorization - Quantitative modelling frameworks and solution approaches

To answer RQs #2, #3, #4, #5 and #6 it was necessary to categorize the modelling framework first and then categorize the solution approach. Three categories of quantitative modelling frameworks were defined: mathematical programming frameworks, statistical techniques frameworks, and other frameworks. This taxonomy was constructed based on the models used in the selected works. Tables 6, 7, and 8, shows the publications associated with the Mathematical modelling, statistical techniques, and other frameworks categories, respectively.

Figure 2 depicts the relative percentage of published articles per quantitative modelling framework. It can be observed that the majority of works on the index tracking problem are exploring more mathematical programming frameworks than any other type of modelling framework for this problem. In this work, we consider that heuristic approaches are those that combined stochastic algorithms, such as genetic algorithms, with at least one of the explored quantitative modelling frameworks to solve the index tracking problem. The total number of articles allocated to the heuristic group and non-heuristic is 25 and 48, respectively. Thus, the majority of works on index tracking adopted non-heuristic solution methods. As discussed in [111] an exact algorithm can be efficiently applied to solve small-cardinality portfolios (when it contains less than five assets) or as the cardinality of the portfolio approximates the size of the considered universe of assets. Depending on the size of the portfolio to be optimized, there are specific conditions where heuristics are still more efficient [111]. However, in some specific situations, exact algorithms may be deployed efficiently.

## Solution approaches for index tracking in the last decade

Name	Publications	% of 33	Categories
Quantitative Finance	7	21.21	Business, Economics, Mathematics
Annals of Operations Research	4	12.12	Operations Research
European Journal of Operational Research	4	12.12	Operations Research
Computers & Operations Research	3	9.09	Computer Science, Engineering, and Operations Research
Journal of the Operational Research Society	3	9.09	Management, and Operations Research
Applied Soft Computing	2	6.06	Computer Science
Computational Statistics & Data Analysis	2	6.06	Computer Science, and Statistics & Probability
Expert Systems with Applications	2	6.06	Computer Science, Engineering, and Operations Research
Journal of Economic Dynamics & Control	2	6.06	Economics
Journal of Risk and Financial Management	2	6.06	Business
Optimization Letters	2	6.06	Operations Research, and Mathematics

Table 4: Selected sources

Category	Number of related journals	Number of related publications
Operations Research	6	18
Computer Science	4	9
Economics	2	9
Mathematics	2	9
Business	2	9
Engineering	2	5
Management	1	3
Statistics & Probability	1	3

Table 5: The relevant categories

### 3.2 Comparison of production and impact of the solution approaches

After associating each article with its solution approach, an analysis of production growth and citation impact was developed. Figure 3 shows the cumulative number of publications per year for each solution approach. Since there has been a growth in the number of non-heuristic and heuristic methods applied to the index tracking problem, the answer for both RQ #3 and #4 is positive. The answer to RQ #5 is negative since the production rate of papers adopting non-heuristic approaches is bigger than that of papers adopting heuristic approaches.

Two metrics were evaluated to answer RQ #6: cumulative annual mean total citations and cumulative annual mean total citations per article. Figure 4 show the cumulative annual total mean citations for each solution approach and Figure 5 shows the cumulative annual mean total citations per article.

Papers that adopted heuristic approaches obtained a total of 322 citations over the last decade. The non-heuristic group obtained a total of 281 citations. Yearly mean total citations of heuristic solution approach overcome that of non-heuristic solution approaches in most years. This result is also observed for the annual total mean citations per article metric. The answer to RQ #6 is positive because the heuristic group surpassed the non-heuristic group in the two

Subcategory	Publications
Linear Programming	[40]; [41]; [42]
Mixed-integer linear programming	[43]; [40]; [44]; [45]; [46]; [47]; [48]; [49]; [50]
Non-linear Programming	[51]; [52]
Mixed-integer Non-linear programming	[53]; [54]; [55]; [56]; [57]; [45]; [58]; [59]; [28]; [60]; [61]; [62]; [63]; [64]; [65]; [66]; [67]; [68]; [69]; [70]; [71]
Conic Programming	[72];
Mixed-integer Conic Programming	[73]
Stochastic programming	[74]; [75]; [76]
Dynamic programming	[77]; [76]
Multi-Objective Optimization	[78]; [79]; [80]; [81]; [82]; [59]; [83]; [84]

Table 6: Publications associated with the mathematical programming category

evaluation metrics. An interesting observation concerning the production and citation impact result is that although the production of heuristic papers is lower, their impact is higher.

### 3.3 Categorization - adopted heuristics/metaheuristics

Exploratory work was made to find all heuristics used in each of the 25 articles to answer RQs #2 and #7. Also, an investigation concerning the hybridization of the heuristics with general-purpose solvers was performed to answer RQ #8. The heuristics found were: Genetic Algorithm (GA), Differential Evolution (DE), Tabu Search (TS), Greedy Construction (GC), Best Exchange by one (BEBO), Combinatorial Search (CS), Local Branching (LB), Lagrangian-based (LGR), Kernel Search (KS), Variable Neighborhood Search (VNS), Decomposition Algorithm (DA), Multi-objective Genetic Algorithm (MOGA), Multi-objective Particle Swarm (MOPS), Heuristic Pruning (HP), Simulated Annealing (SA), and Invasive Weed Optimization (IWO). In Table 9 the performed allocation of papers to a heuristic is shown.

Since there are 13 hybridized heuristics, then the answer to RQ #8 is positive. Solvers are integrated with heuristics mainly to perform the capital allocation, which eliminates the need for constraint handling approaches and/or repairing mechanisms. Then, in those cases, heuristics were used to perform asset selection only. Table 10 summarizes the

Subcategory	Publications
Cointegration	[85]; [86]; [60]; [61]; [87]
Regression	[88]; [89]
Regression with regularization	[90]; [56] [91]; [92]; [93]; [94]; [66]
Regression with regularization and variable selection	[95]; [96]; [97]; [98]; [99]; [87]

Table 7: Publications associated with the statistical techniques category

Subcategory	Publications
Machine Learning	[100]; [101]; [102]; [103]; [104]; [50]; [105]; [106]; [107]; [108]
Sampling	[109]; [110]

Table 8: Publications associated with the other framework category

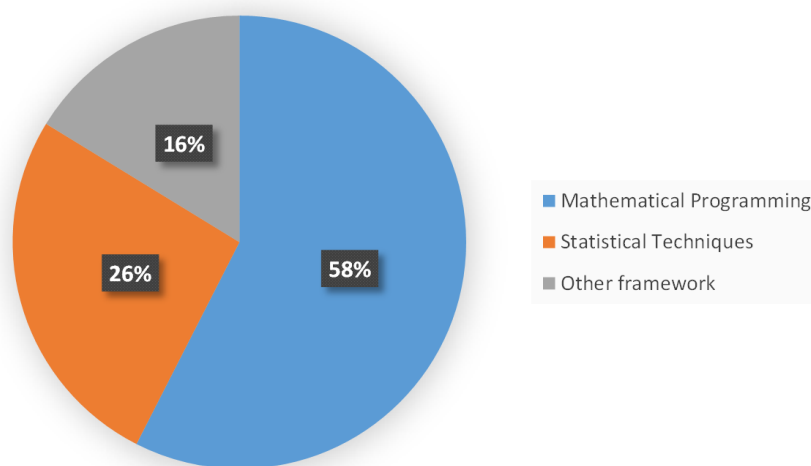


Figure 2: Percentage of works that used each modelling framework

associated quantitative framework subcategory, the number of times that a specific heuristic was applied to a specific model. An interesting result is that all heuristics/metaheuristics applied to MILP (Mixed-Integer Linear Programming)

## Solution approaches for index tracking in the last decade

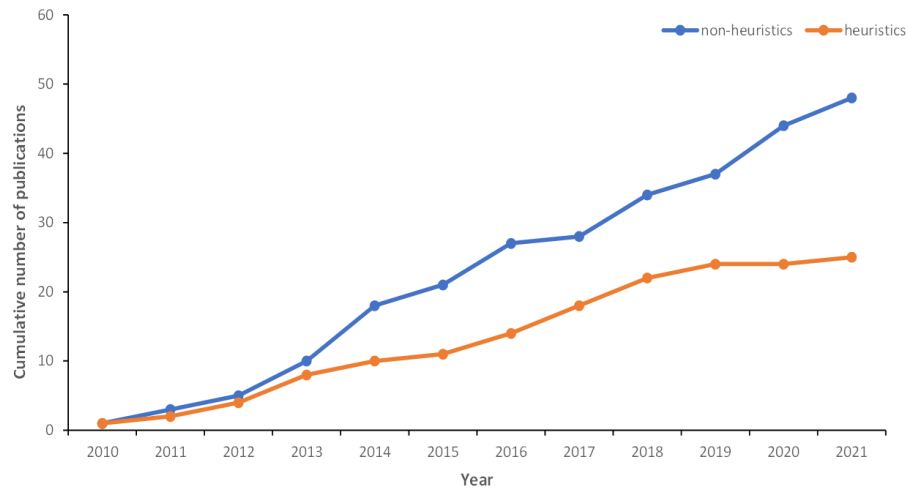


Figure 3: Comparison of cumulative annual total publications for papers using heuristic and non-heuristic approaches

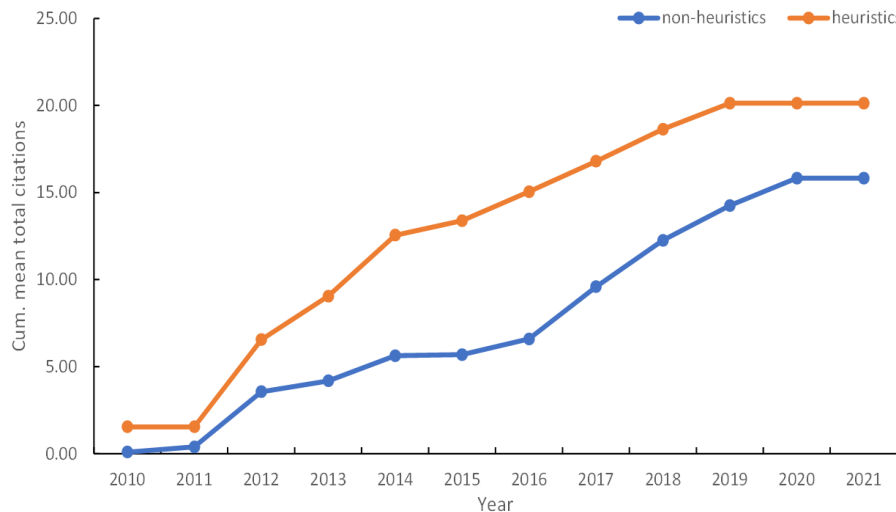


Figure 4: Comparison of cumulative annual total mean citations for heuristic and non-heuristic approaches

are hybridized. Figure 6 presents the relative number of works that performed/did not performed hybridization of heuristics/metaheuristics.

The answer to RQ #2 is positive. From Table 10 it can be observed that the vast amount of the developed heuristics/metaheuristics solutions were applied to mathematical programming formulations more often, more specifically to MINLP (Mixed-Integer Nonlinear Programming) formulations. Although MINLP is the most typical way of applying a heuristic to the problem, MILP formulations may also demand heuristics due to the combinatorial nature of the cardinality constraint. Figure 7 shows the relative number of works per heuristics/metaheuristics. The two main heuristics were highlighted and the other heuristics (applied only once) were clustered as a single group.

The answer to RQ #7 is positive. The works that use heuristic/metaheuristic solution approaches are focused on the application of two heuristics: Genetic and Differential Evolution algorithms.

### 3.4 Analysis of heuristic/metaheuristic performance evaluations

A heuristics/metaheuristics success is indicated by adequate evaluation metrics. In this subsection, all evaluation metrics used to analyze heuristics in the index tracking problem in the last decade were identified. 36 different metrics were



## Solution approaches for index tracking in the last decade

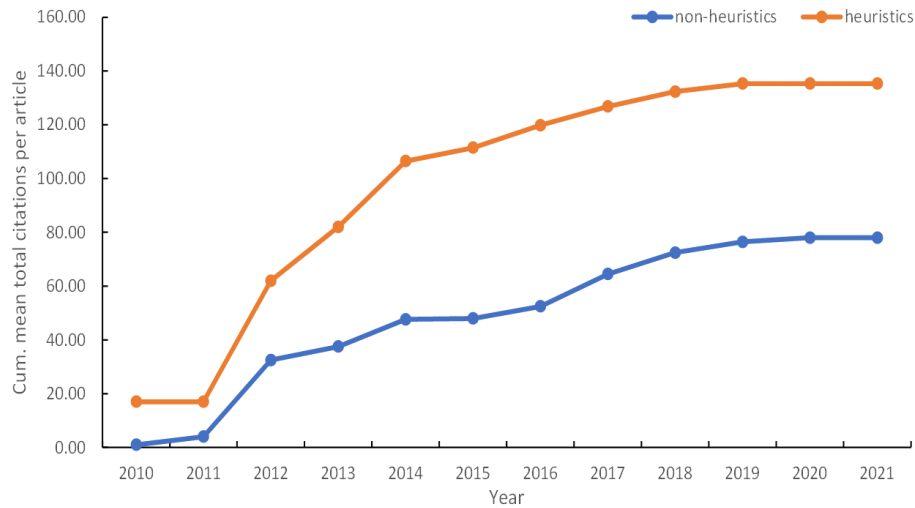


Figure 5: Comparison of cumulative annual total mean citations per article for heuristic and non-heuristic approaches

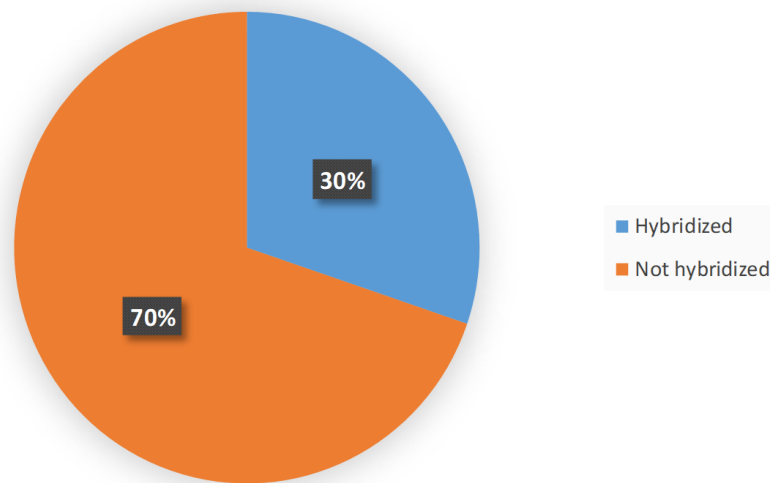


Figure 6: Percentage of works that performed/did not performed hybridization

found. Then, it was decided to highlight the most used (applied at least 3 times) metrics among the 36. 9 out of 36 metrics were applied at least 3 times, which were: CPU time, GAP (difference between the approximate solution and the best-known solution), Correlation With Respect to the Index (CWRTI), Mean Squared Error (MSE), Information Ratio (IR), Root Mean Squared Error (RMSE), Mean Excess Return (MER), Annualized Return (ANNR) and Annualized Tracking Error (ANNTE). Table 11 shows the highlighted metrics and the associated articles.

Figure 8 presents the percentage of works that applied each of the nine highlighted metrics and the other 36 metrics. The answer to RQ #9 is positive since those nine metrics are prevalent among the other 36 metrics.

To answer RQ #10, a search about comparison types was performed. The identified comparison types were: Heuristic against Heuristic, Heuristic against CPLEX, Heuristic against Gurobi, Heuristic against Projected Gradient algorithm, Heuristic against the interior-point algorithm, Heuristic against Cyclic Coordinate Descent algorithm and Heuristic against Random Selection. Table 12 shows the comparison types and related papers.

Figure 9 presents the percentage of articles that performed each type of comparison. It can be observed that the answer to RQ #10 is positive since most of the authors that developed a heuristic/metaheuristic compared it against another heuristic/metaheuristic or the commercial solver CPLEX.

	Not Hybrid	Hybrid
GA	[85];	
	[53];	[28]; [48];
	[54];	[65]; [66];
	[56];	[63];
	[55];	[67]; [89];
	[93]; [57];	
DE	[59];	
	[53];	
	[54];	[62]
TS	[57];	
	[55];	
GC	[58];	
	[67];	
BEBO	[58];	
CS		[62]
LB		[63]
LGR	[73];	
KS		[44];
VNS		[49]
DA		[76]
IWO	[71]	
MOGA	[79];	
MOPS	[84];	
SA	[70];	
HP	[70];	

Table 9: Heuristic categorization result

### 3.5 Analysis of index tracking models solved by metaheuristics/heuristics

The objective functions found were: Root Mean Squared Error (RMSE), Mean Squared Error (MSE), Mean Absolute Deviation (MAD), Absolute Deviation (AD), Tracking Error Variance (TEV), Sum of Errors Squares (SES), Correlation, Mean Index Excess Return (MIER), Accumulated Excess Return (AER), Augmented Dickey-Fuller  $t$  statistic (ADF), return, utility, penalties (on tracking error, portfolio size, capital, and volatility), Value at Risk (VaR), Sensibility, and Transaction Costs (TC). The classification of each article in an objective function is presented in table 13. From this table we can see that the mathematical programming framework contains a more diverse set of objective functions when compared to others. Also, the possibility of using multi-objective formulations makes the mathematical framework more interesting when the analyst wants to consider the inclusion of investor preferences w.r.t the considered objectives.

The relative frequency of works per objective function is shown in Figure 10. The answer to RQ #11 is positive since a good part of the works adopts RMSE and MSE.

Two main constraints are usually applied to index tracking problems: cardinality and holding. These constraints were adopted by articles that used mathematical programming only since their use is obligatory for the index tracking model in this framework. In this work, more practical constraints were taken into account to answer RQ #12. The constraints found were: Transaction Costs, Tracking Error, Turnover, Market Regulations, Class, CVaR and Round-lot. As well as the two main constraints, these practical constraints only occurred in the mathematical programming modelling framework. This is because the mathematical programming framework is more flexible in terms of inclusion of practical constraints, which is not the case for other modelling frameworks. The relative number of works per constraint is shown in Figure 11.

Framework	Algorithm	$N$	$N_{hybrid}$
Mixed-integer Non-linear programming	GA	9	5
	DE	4	1
	TS	1	0
	GC	2	0
	BEBO	1	0
	CS	1	1
	LB	1	1
	SA	1	0
	HP	1	0
	IWO	1	0
Mixed-integer linear programming	GA	1	1
	KS	1	1
	VNS	1	1
Mixed-integer Conic programming	LGR	1	0
Stochastic Programming	DA	1	1
Multi-objective Optimization	GA	1	0
	MOGA	1	0
	MOPS	1	0
Cointegration	GA	1	0
Regression with regularization	GA	2	0
Regression	GA	0	1
<b>Total</b>		<b>32</b>	<b>13</b>

Table 10: Heuristic applications summary

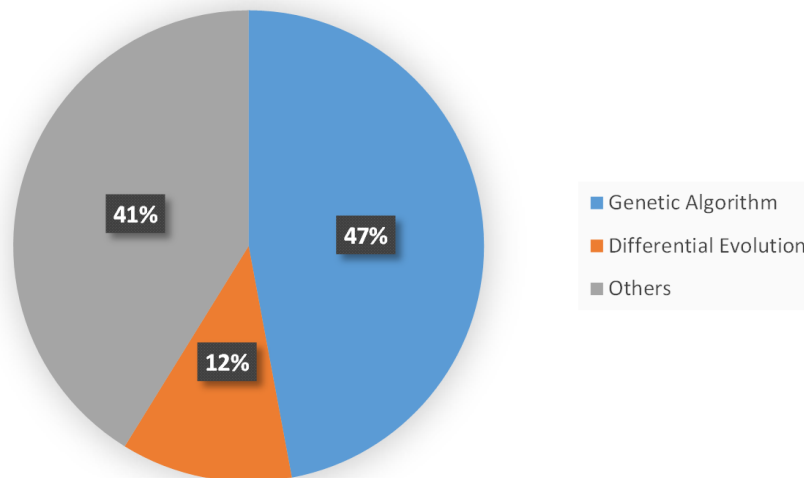


Figure 7: Percentage of works per heuristic. The two main heuristics were highlighted.

Since the constraints are well distributed among the articles, there is no prevalence of a specific practical constraint when applying heuristics/metaheuristics and the answer relative to RQ #12 is negative. Table 14 shows the mathematical programming subcategory, constraint name and associated articles.

Metric	Articles
CPU Time	[55]; [57]; [58]; [28]; [63]; [65]; [44]; [76]
GAP	[44]; [28]; [62]; [49]; [67]; [70]
CWRTI	[85]; [62]; [53]; [54]
MSE	[79]; [59]; [55]; [63]
IR	[85]; [84]; [54]; [93]
RMSE	[53]; [54]; [28]; [89]
MER	[85]; [53]; [54]
ANNR	[85]; [53]; [54]
ANNTE	[85]; [93]; [62]

Table 11: Evaluation metrics summary

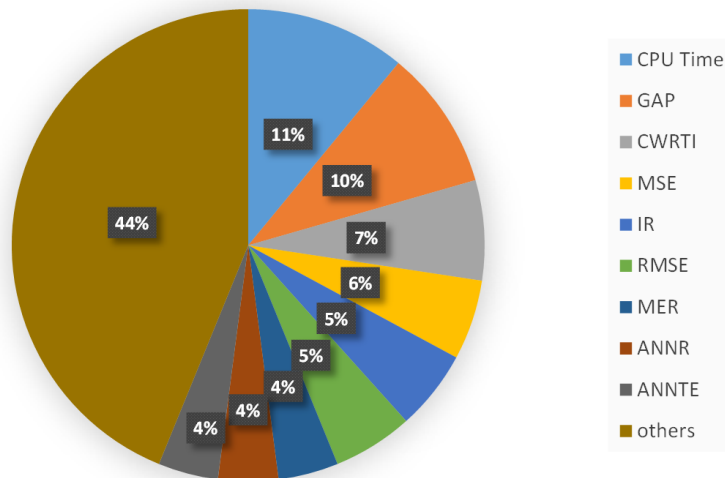


Figure 8: Percentage of works per evaluation metrics. The nine main evaluation metrics were highlighted.

Even though this literature review focuses on the characteristics of models solved by heuristics/metaheuristics, the results presented in this part of the review may also be useful for researchers that are developing index tracking models.

Comparison Type	Articles
Heuristic Vs Heuristic	[85]; [53]; [54]; [79]; [55]; [57]; [59]; [49]; [67]; [70]
Heuristic Vs CPLEX	[58]; [28]; [62]; [76];
Heuristic Vs Gurobi	[63]; [65]; [67];
Heuristic Vs ProjGrad	[93]; [66];
Heuristic Vs IntPoint	[93];
Heuristic Vs CycD	[93];
Heuristic Vs Random	[71]; [67];

Table 12: Comparison types summary

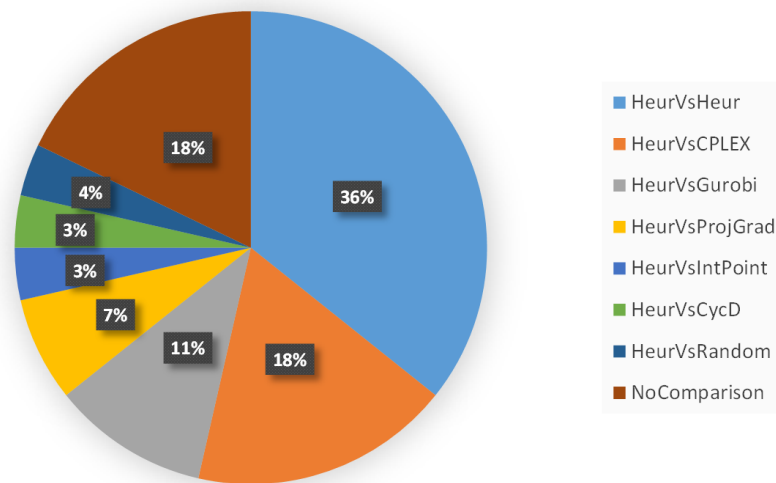


Figure 9: Percentage of works per comparison type.

They can compare their objective functions and practical constraints with other authors' models that also included them in a specific quantitative modelling framework.

### 3.6 Categorization - data sources for index tracking problems solved by heuristic/metaheuristic

To answer research question RQ #13 it was necessary to identify all data sources. The following data sources were identified: OR-library, Datastream, Historical Stock Data Downloader (HSDD), Economatica, Bloomberg, Markit, Academic research lab (University) and Yahoo Finance. Table 15 shows all the databases and associated articles.

Figure 12 shows the percentage of works per data source. OR-library and Datastream were adopted by most of the works that are transparent about their databases. Then, the answer to RQ #13 is OR-library and Datastream.

Framework	Objective	Articles	
Mixed-integer Non-linear programming	RMSE	[54]; [53];	
		MSE	[55]; [28]; [62]; [63]; [70];
	MAD		[57];
	SES		[65]; [66];
	TEV		[58]; [67];
	Return		[71]
	Penalty <sub>volatility</sub>	[71]	
	Penalty <sub>portfolioSize</sub>	[71]	
	Penalty <sub>capital</sub>	[71]	
	Penalty <sub>TE</sub>	[71]	
Mixed-integer linear programming	MAD	[48]	
	AD	[44];	
	Correlation	[49];	
Mixed-integer Conic programming	MIER	[73];	
Stochastic Programming	AD	[76];	
Multi-objective Optimization	RMSE	[59]; [84];	
		MSE	[79];
	AER	[59];	
	TC	[79];	
	SBTY	[84];	
	VaR	[84];	
Cointegration	ADF	[85];	
	Correlation	[85];	
Regression	RMSE	[89];	
Regression with regularization	SES	[66];	
	MSE	[93];	

Table 13: Objective function occurrence summary

## 4 Discussion

The objective of this systematic review was to develop an investigation concerning the current solution approaches for the index tracking problem using a set of research questions. The methodology consisted of searching for articles and conference papers written in the English language related to this class of portfolio selection problems. The set of research questions was divided into two parts.

The first part refers to general solution approaches for the index tracking problem and comparison among two groups: heuristic and non-heuristic methods. The production of both approaches grew in the last decade, also, non-heuristic methods were more adopted than their counterparts. On the other hand, heuristics obtained the best performance when citation impact is taken into consideration, considering the metrics adopted in this work.

The second part refers to a specific analysis of heuristic/metaheuristic approaches applications developed for this problem. The first part of this analysis consisted of investigating the main heuristics, if there were hybridized

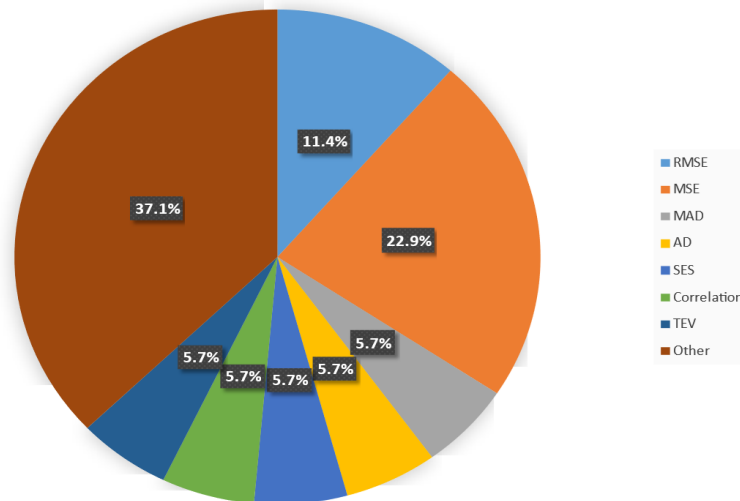


Figure 10: Percentage of works per objective function.

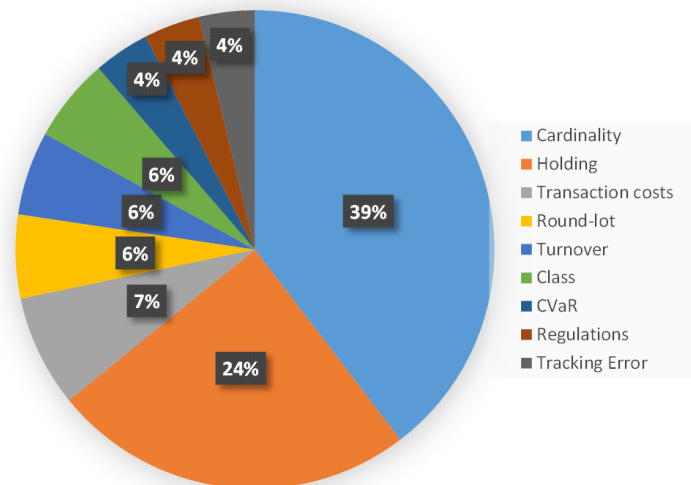


Figure 11: Percentage of works per constraint.

heuristics/metaheuristics, comparison against other methods, and the associated evaluation metrics. Next, the model structure of the models solved by approximated methods was studied, taking into consideration objective functions, constraints, and data used in the problem. Table 16 summarizes the answers to each research question.

Researchers can consider this work for further developments in the index tracking problems, especially if they're using approximate solution methods for solving these. Also, information about the state-of-the-art model structure is detailed for studies considering model development for this class of problems.

## 5 Conclusion

With the growth of heuristic and non-heuristic solution approaches applied to the index tracking problem in the last decade, journals encompassing operational research and computer science areas were the most promising destinations for research papers concerning this problem. Despite their relatively low production rate in the last decade, heuristics/metaheuristics have more citation impact than non-heuristic solution approaches. Also, it was possible to verify that heuristics/metaheuristics solution approaches are concentrated in the MINLP quantitative modelling framework.

Framework	Constraint	Articles
Mixed-integer Non-linear programming	Tracking Error	[28];
	Turnover	[62];
	Market regulation	[62];
		[63];
	Class	[65];
	CVaR	[65];
Round-lot	[65];	
Mixed-integer linear programming	Transaction costs	[44];
		[49]
	Class	[49];
CVaR	[48];	
Mixed-integer Conic programming	Tracking Error	[73];
	Stochastic Programming	Turnover
	Class	[76];
Multi-objective Optimization	Transaction costs	[59];
		[84];
	Turnover	[59];
	Round-lot	[79];

Table 14: Practical constraint occurrence summary

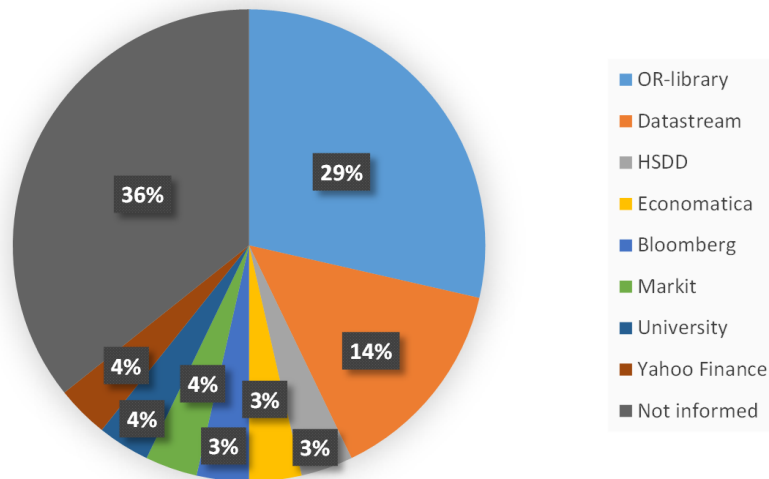


Figure 12: Percentage of works per database.

Most of the papers that adopted heuristics/metaheuristics as a solution approach implemented genetic and differential evolution algorithms to their index tracking formulation. Not only pure heuristics were applied to this problem, but



Data source	Articles
Datastream	[71]; [53]; [53]; [63];
OR-library	[55]; [57]; [58]; [63]; [44]; [48]; [79]; [67];
HSDD	[58];
Economica	[28];
Bloomberg	[28];
Markit	[73];
University	[49];
Yahoo Finance	[85];

Table 15: Data sources summary

RQ	Findings
#1	Index tracking solution methods are more relevant to journals focusing on operations research and computer science
#2	The vast amount of the developed heuristics/metaheuristics solutions were applied to mathematical programming formulations more often
#3	There has been a growth in the number of non-heuristic methods applied to the index tracking problem
#4	There has been a growth in the number of heuristics/metaheuristics applied to the index tracking problem
#5	Heuristic approaches are not more used than non-heuristic approaches for index tracking problems
#6	Heuristic approaches have more cite impact than non-heuristic approaches for index tracking problems
#7	There is a prevalence of using Differential Evolution and Genetic algorithms in index tracking problems
#8	Solvers are integrated with heuristics. A total of 11 hybridized heuristics were found
#9	There is a prevalence of using specific evaluation metrics for heuristic approaches. The most used metrics were RMSE and MSE
#10	Yes heuristics are more compared against other heuristics or the CPLEX solver
#11	There is a prevalence of solving for a specific tracking error objective function when using heuristic approaches. A good part of the works adopted RMSE and MSE
#12	No. There is no prevalence of solving for specific practical constraints when using heuristic approaches
#13	The most used databases were OR-library and datastream

Table 16: Summary of the answers to each research question of the index tracking systematic literature review

also hybridizations using both heuristics and commercial solvers. CPU time and correlation with respect to the index were some of the most used evaluation metrics to indicate heuristics/metaheuristics success. These evaluation metrics were used most often when comparing different heuristics/metaheuristics or when using the CPLEX solver as the main benchmark solution method.

A diversity of objective functions was found among works in index tracking models, such as minimization of tracking error measures, transaction costs minimization and return maximization. A good part of the objective functions used in the formulations solved by heuristics solution approaches consisted of two tracking error measures: Root Mean Squared Error and Mean Squared Error. Although different types of practical constraints were used in index tracking problems solved by heuristic methods in the last decade, such as round-lot and CVaR (Conditional Value at Risk), there is no prevalence of using any of these. The mathematical programming framework contained a more diverse set of objectives and constraints, which makes it more flexible and extensible than other quantitative modelling frameworks. With respect to databases adopted, the most used is the OR-library followed by Datastream. The former database contains public data and the latter is a commercial database.

Future challenges involve the development of index tracking models and heuristics that deal with more practical constraints, such as transactions costs and those involving market regulations. Also, future work should compare the performance of hybrid heuristics and non-hybrid heuristics in index tracking models to evaluate if it is more efficient to adopt a general-purpose solver than a constraint handling or repairing mechanism to deal with the capital allocation constraints. With more machine/deep learning techniques being applied to this problem, future developments may explore how to incorporate more practical constraints in index tracking problems combining these learning techniques with mathematical programming. The mathematical programming framework also enables the multiple objective setting, which has not been much explored in index tracking, especially for many-objectives formulations and interactive multi-objective optimization.

## Acknowledgments

This work was partially supported by CNPQ (315245/2020-4) and CAPES (001) (Brazilian research agencies), for which we are grateful.

## References

- [1] Harry Markowitz. Portfolio selection. *The Journal of Finance*, 7(1):77–91, 1952.
- [2] A. D. Roy. Safety First and the Holding of Assets. *ECONOMETRICA*, 20(3):A431–449, 1952.
- [3] Petter N. Kolm, Reha Tuettuencue, and Frank J. Fabozzi. 60 Years of portfolio optimization: Practical challenges and current trends. *European Journal of Operational Research*, 234(2):356–371, 2014.
- [4] Eugene F. Fama. Efficient capital markets: A review of theory and empirical work. *The Journal of Finance*, 25(2):383, 1970.
- [5] Frank J. Fabozzi, Petter N. Kolm, Dessislava A. Pachamanova, and Sergio M. Focardi. *Robust Portfolio Optimization and Management*. John Wiley & Sons, Hoboken, New Jersey, 2007.
- [6] Chuan-Hsiang Han and Kun Wang. Stressed portfolio optimization with semiparametric method. *Financial Innovation*, 8(1), March 2022.
- [7] Fernando G. D. C. Ferreira and Rodrigo T. N. Cardoso. Mean-CVaR portfolio optimization approaches with variable cardinality constraint and rebalancing process. *Archives of Computational Methods in Engineering*, 28(5):3703–3720, January 2021.
- [8] Somayyeh Lotfi and Stavros A. Zenios. Robust VaR and CVaR optimization under joint ambiguity in distributions, means, and covariances. *European Journal of Operational Research*, 269(2):556–576, 2018.
- [9] Yuji Yoshida. Portfolio optimization in fuzzy asset management with coherent risk measures derived from risk averse utility. *Neural Computing & Application*, 32(15):10847–10857, 2020.
- [10] Yuyang Cheng and Marcos Escobar-Anel. Robust portfolio choice under the 4/2 stochastic volatility model. *IMA Journal of Management Mathematics*, 10 2021. dpab033.
- [11] Xiaoshi Guo and Sarah M Ryan. Portfolio rebalancing based on time series momentum and downside risk. *IMA Journal of Management Mathematics*, 11 2021. dpab037.
- [12] S. Dutta, M. P. Biswal, S. Acharya, and Rajashree Mishra. Fuzzy stochastic price scenario based portfolio selection and its application to BSE using genetic algorithm. *Applied Soft Computing*, 62:867–891, 2018.
- [13] Ricardo de A. Araujo, Nadia Nedjah, Jose M. de Seixas, Adriano L. I. Oliveira, and Silvio R. de L. Meira. Evolutionary-morphological learning machines for high-frequency financial time series prediction. *Swarm and Evolutionary Computation*, 42:1–15, 2018.

- [14] Ricardo de A. Araujo, Nadia Nedjah, Adriano L. Oliveira, I, and Silvio R. de L. Meira. A deep increasing-decreasing-linear neural network for financial time series prediction. *Neurocomputing*, 347:59–81, 2019.
- [15] Ankit Thakkar and Kinjal Chaudhari. A comprehensive survey on portfolio optimization, stock price and trend prediction using particle swarm optimization. *Archives of Computational Methods in Engineering*, 28(4):2133–2164, June 2021.
- [16] Luciano Ferreira, Denis Borenstein, Marcelo Brutti Righi, and Adiel Teixeira de Almeida Filho. A fuzzy hybrid integrated framework for portfolio optimization in private banking. *Expert Systems With Applications*, 92:350–362, 2018.
- [17] Julio Cezar Soares Silva, Diogo Ferreira de Lima Silva, Luciano Ferreira, and Adiel Teixeira de Almeida-Filho. A dominance-based rough set approach applied to evaluate the credit risk of sovereign bonds. *4OR*, January 2021.
- [18] Julio Cezar Soares Silva and Adiel Teixeira de Almeida-Filho. A simulated imo-drsta approach for cognitive reduction in multiobjective financial portfolio interactive optimization. In *2021 IEEE Congress on Evolutionary Computation (CEC)*, pages 1560–1568, 2021.
- [19] Diogo Ferreira de Lima Silva, Luciano Ferreira, and Adiel Teixeira de Almeida-Filho. A new preference disaggregation topsis approach applied to sort corporate bonds based on financial statements and expert’s assessment. *Expert Systems with Applications*, 152:113369, 2020.
- [20] Diogo F. de Lima Silva, Julio Cezar Soares Silva, Lucimário G. O. Silva, Luciano Ferreira, and Adiel T. de Almeida-Filho. Sovereign credit risk assessment with multiple criteria using an outranking method. *Mathematical Problems in Engineering*, 2018:1–11, September 2018.
- [21] Puneet Pasricha, Dharmaraja Selvamuthu, Guglielmo D’Amico, and Raimondo Manca. Portfolio optimization of credit risky bonds: a semi-markov process approach. *Financial Innovation*, 6(1), May 2020.
- [22] Nouredine Kouaissah and Sergio Ortobelli Lozza. Multivariate stochastic dominance applied to sector-based portfolio selection. *IMA Journal of Management Mathematics*, 32(2):139–160, 04 2020.
- [23] Yuze Li, Shangrong Jiang, Yunjie Wei, and Shouyang Wang. Take bitcoin into your portfolio: a novel ensemble portfolio optimization framework for broad commodity assets. *Financial Innovation*, 7(1), August 2021.
- [24] Justo Puerto, Moisés Rodríguez-Madrena, and Andrea Scozzari. Clustering and portfolio selection problems: A unified framework. *Computers & Operations Research*, 117:104891, 2020.
- [25] Gian Paolo Clemente, Rosanna Grassi, and Asmerilda Hitaj. Asset allocation: new evidence through network approaches. *Annals of Operations Research*, 299:61–80, January 2019.
- [26] JE Beasley, N Meade, and TJ Chang. An evolutionary heuristic for the index tracking problem. *European Journal of Operational Research*, 148(3):621–643, 2003.
- [27] N. A. Canakgoz and J. E. Beasley. Mixed-integer programming approaches for index tracking and enhanced indexation. *European Journal of Operational Research*, 196(1):384–399, 2009.
- [28] Leonardo Riegel Sant’Anna, Tiago Pascoal Filomena, Pablo Cristini Guedes, and Denis Borenstein. Index tracking with controlled number of assets using a hybrid heuristic combining genetic algorithm and non-linear programming. *Annals of Operations Research*, 258(2):849–867, 2017.
- [29] AA Gaivoronski, S Krylov, and N van der Wijnst. Optimal portfolio selection and dynamic benchmark tracking. *European Journal of Operational Research*, 163(1):115–131, 2005.
- [30] Christos H. Papadimitriou and Kenneth Steiglitz. *Combinatorial Optimization*. Dover Publications, Mineola, New York, 1998.
- [31] Rafael Marti, Panos M. Pardalos, and Mauricio G. C. Resende. *Handbook of heuristics*. Springer, Cham, 2018.
- [32] Mauricio G. C. Resende and Celso C. Ribeiro. *Optimization by GRASP: Greedy Randomized Adaptive Search Procedures*. Springer, New York, 2016.
- [33] Dimitris Andriosopoulos, Michalis Doumpos, Panos M. Pardalos, and Constantin Zopounidis. Computational approaches and data analytics in financial services: A literature review. *Journal Of The Operational Research Society*, 70(10, SI):1581–1599, 2019.
- [34] O. Strub and P. Baumann. Optimal construction and rebalancing of index-tracking portfolios. *European Journal of Operational Research*, 264(1):370–387, 2018.
- [35] Can B. Kalayci, Okkes Ertenlice, and Mehmet Anil Akbay. A comprehensive review of deterministic models and applications for mean-variance portfolio optimization. *Expert Systems With Applications*, 125:345–368, 2019.

- [36] Adiel Teixeira de Almeida-Filho, Diogo Ferreira de Lima Silva, and Luciano Ferreira. Financial modelling with multiple criteria decision making: A systematic literature review. *Journal of the Operational Research Society*, 72(10):2161–2179, 2021.
- [37] Massimo Aria and Corrado Cuccurullo. bibliometrix: An r-tool for comprehensive science mapping analysis. *Journal of Informetrics*, 11(4):959–975, 2017.
- [38] Andrea Consiglio and Stavros Zenios. Integrated simulation and optimization models for tracking international fixed income indices. *Mathematical Programming*, 89:311–339, 2001.
- [39] Hiroshi Konno and Annista Wijayanayke. Minimal cost index tracking under nonlinear transaction costs and minimal transaction unit constraints. *International Journal of Theoretical and Applied Finance*, 04(06):939–957, 2001.
- [40] Anubha Goel, Amita Sharma, and Aparna Mehra. Index tracking and enhanced indexing using mixed conditional value-at-risk. *Journal of Computational and Applied Mathematics*, 335:361–380, 2018.
- [41] Steven Kusiak. Carrier Portfolios. *Journal of Portfolio Management*, 40(1):61+, 2013.
- [42] Michael F. Theobald and Peter J. Yallup. Liability-driven investment: multiple liabilities and the question of the number of moments. *European Journal of Finance*, 16(5):413–435, 2010.
- [43] Chen Chen and Roy H. Kwon. Robust portfolio selection for index tracking. *Computers & Operations Research*, 39(4, SI):829–837, 2012.
- [44] G. Guastaroba and M. G. Speranza. Kernel Search: An application to the index tracking problem. *European Journal of Operational Research*, 217(1):54–68, 2012.
- [45] Jinbo Huang, Yong Li, and Haixiang Yao. Index tracking model, downside risk and non-parametric kernel estimation. *Journal of Economic Dynamics & Control*, 92(SI):103–128, 2018.
- [46] H. Mezali and J. E. Beasley. Quantile regression for index tracking and enhanced indexation. *Journal Of The Operational Research Society*, 64(11):1676–1692, 2013.
- [47] H. Mezali and J. E. Beasley. Index tracking with fixed and variable transaction costs. *Optimization Letters*, 8(1):61–80, 2014.
- [48] Meihua Wang, Chengxian Xu, Fengmin Xu, and Hongang Xue. A mixed 0-1 LP for index tracking problem with CVaR risk constraints. *Annals of Operations Research*, 196(1):591–609, 2012.
- [49] Dexiang Wu, Roy H. Kwon, and Giorgio Costa. A constrained cluster-based approach for tracking the S&P 500 index. *International Journal of Production Economics*, 193:222–243, 2017.
- [50] Oliver Strub and Philipp Baumann. Index tracking using data-mining techniques and mixed-binary linear programming. In *2015 IEEE International Conference on Industrial Engineering and Engineering Management (IEEM)*, pages 1208–1212. IEEE Singapore Section; IEEE TEMS Singapore Chapter; IEEE TEMS Hong Kong Chapter, 2015.
- [51] S. Penev, P. V. Shevchenko, and W. Wu. Myopic robust index tracking with bregman divergence. *Quantitative Finance*, 0(0):1–14, 2021.
- [52] Paskalis Glabadanidis. Portfolio strategies to track and outperform a benchmark. *Journal of Risk and Financial Management*, 13(8), 2020.
- [53] Kostas Andriosopoulos, Michael Doumpos, Nikos C. Papapostolou, and Panos K. Poulialis. Portfolio optimization and index tracking for the shipping stock and freight markets using evolutionary algorithms. *Transportation Research Part E-logistics and Transportation Review*, 52(SI):16–34, 2013.
- [54] Kostas Andriosopoulos and Nikos Nomikos. Performance replication of the Spot Energy Index with optimal equity portfolio selection: Evidence from the UK, US and Brazilian markets. *European Journal of Operational Research*, 234(2):571–582, 2014.
- [55] Fernando Garcia, Francisco Guijarro, and Javier Oliver. Index tracking optimization with cardinality constraint: a performance comparison of genetic algorithms and tabu search heuristics. *Neural Computing & Applications*, 30(8):2625–2641, 2018.
- [56] Bjoern Fastrich, Sandra Paterlini, and Peter Winker. Cardinality versus q-norm constraints for index tracking. *Quantitative Finance*, 14(11):2019–2032, 2014.
- [57] N. Grishina, C. A. Lucas, and P. Date. Prospect theory-based portfolio optimization: an empirical study and analysis using intelligent algorithms. *Quantitative Finance*, 17(3):353–367, 2017.
- [58] Purity Mutunge and Dag Haugland. Minimizing the tracking error of cardinality constrained portfolios. *Computers & Operations Research*, 90:33–41, 2018.

- [59] He Ni and Yongqiao Wang. Stock index tracking by Pareto efficient genetic algorithm. *Applied Soft Computing*, 13(12):4519–4535, 2013.
- [60] Leonardo R. Sant’Anna, Tiago P. Filomena, and Joao F. Caldeira. Index tracking and enhanced indexing using cointegration and correlation with endogenous portfolio selection. *Quarterly Review of Economics and Finance*, 65:146–157, 2017.
- [61] Leonardo Riegel Sant’Anna, Tiago Pascoal Filomena, Joao Frois Caldeira, and Denis Borenstein. Investigating the use of statistical process control charts for index tracking portfolios. *Journal Of The Operational Research Society*, 70(10, SI):1622–1638, 2019.
- [62] Andrea Scozzari, Fabio Tardella, Sandra Paterlini, and Thiemo Krink. Exact and heuristic approaches for the index tracking problem with UCITS constraints. *Annals of Operations Research*, 205(1):235–250, 2013.
- [63] O. Strub and N. Trautmann. A two-stage approach to the UCITS-constrained index-tracking problem. *Computers & Operations Research*, 103:167–183, 2019.
- [64] C. A. Valle, N. Meade, and J. E. Beasley. An optimisation approach to constructing an exchange-traded fund. *Optimization Letters*, 9(4):635–661, 2015.
- [65] Meihua Wang, Fengmin Xu, and Yu-Hong Dai. An index tracking model with stratified sampling and optimal allocation. *Applied Stochastic Models in Business and Industry*, 34(2):144–157, 2018.
- [66] Fengmin Xu, Zhaosong Lu, and Zongben Xu. An efficient optimization approach for a cardinality-constrained index tracking problem. *Optimization Methods & Software*, 31(2):258–271, 2016.
- [67] Oliver Strub and Norbert Trautmann. An application of microsoft excel’s evolutionary solver based on a novel chromosome encoding scheme to the 1/n portfolio tracking problem. In *2016 IEEE International Conference on Industrial Engineering and Engineering Management (IEEM)*, pages 745–749, 2016.
- [68] Eduardo Bered Fernandes Vieira, Tiago Pascoal Filomena, Leonardo Riegel Sant’anna, and Miguel A. Lejeune. Liquidity-constrained index tracking optimization models. *Annals of Operations Research*, July 2021.
- [69] Leonardo Riegel Sant’Anna, Alan Delgado de Oliveira, Tiago Pascoal Filomena, and João Frois Caldeira. Solving the index tracking problem based on a convex reformulation for cointegration. *Finance Research Letters*, 37:101356, 2020.
- [70] Samuel Fernández-Lorenzo, Diego Porras, and Juan José García-Ripoll. Hybrid quantum–classical optimization with cardinality constraints and applications to finance. *Quantum Science and Technology*, 6(3):034010, jun 2021.
- [71] K. Affolter, T. Hanne, D. Schweizer, and R. Dornberger. Invasive weed optimization for solving index tracking problems. *Soft Computing*, 20(9, SI):3393–3401, 2016.
- [72] Aifan Ling, Jie Sun, and Xiaoguang Yang. Robust tracking error portfolio selection with worst-case downside risk measures. *Journal of Economic Dynamics & Control*, 39:178–207, 2014.
- [73] Dexiang Wu and Desheng Dash Wu. An enhanced decision support approach for learning and tracking derivative index. *Omega- International Journal of Management Science*, 88:63–76, 2019.
- [74] Diana Barro and Elio Canestrelli. Downside risk in multiperiod tracking error models. *Central European Journal of Operations Research*, 22(2, SI):263–283, 2014.
- [75] Diana Barro, Elio Canestrelli, and Giorgio Consigli. Volatility versus downside risk: performance protection in dynamic portfolio strategies. *Computational Management Science*, 16(3):433–479, 2019.
- [76] Stephen J. Stoyan and Roy H. Kwon. A two-stage stochastic mixed-integer programming approach to the index tracking problem. *Optimization and Engineering*, 11(2):247–275, 2010.
- [77] Bei Cheng, Zhiping Chen, and Jia Liu. MULTI-STAGE FINANCIAL INDEX TRACKING MODEL UNDER GH DISTRIBUTION. *Pakistan Journal of Statistics*, 29(5):795–810, 2013.
- [78] Amelia Bilbao-Terol, Mar Arenas-Parra, and Veronica Canal-Fernandez. A fuzzy multi-objective approach for sustainable investments. *Expert Systems With Applications*, 39(12):10904–10915, 2012.
- [79] S. C. Chiam, K. C. Tan, and A. Al Mamun. Dynamic index tracking via multi-objective evolutionary algorithm. *Applied Soft Computing*, 13(7):3392–3408, 2013.
- [80] Fernando Garcia, Francisco Guijarro, and Ismael Moya. The curvature of the tracking frontier: A new criterion for the partial index tracking problem. *Mathematical and Computer Modelling*, 54(7-8):1781–1784, 2011.
- [81] Fernando Garcia, Francisco Guijarro, and Ismael Moya. A Multiobjective Model for Passive Portfolio Management: an Application on the S&P 100 Index. *Journal of Business Economics and Management*, 14(4):758–775, 2013.

- [82] Q. Li, L. Bao, and Q. L. Zhang. Multi-scale tracking dynamics and optimal index replication. *Applied Economics Letters*, 21(4):252–256, 2014.
- [83] Liang-Chuan Wu and I-Chan Tsai. Three fuzzy goal programming models for index portfolios. *Journal Of The Operational Research Society*, 65(8):1155–1169, 2014.
- [84] Huiming Zhang and Junzo Watada. A Fuzzy Index Tracking Multi-Objective Approach to Stock Data Analytics. In *2018 4th International Conference on Computer and Information Sciences (ICCOINS)*, 2018.
- [85] Eduardo Acosta-Gonzalez, Reinaldo Armas-Herrera, and Fernando Fernandez-Rodriguez. On the index tracking and the statistical arbitrage choosing the stocks by means of cointegration: the role of stock picking. *Quantitative Finance*, 15(6, SI):1075–1091, 2015.
- [86] Ioannis Papantonis. Cointegration-based trading: evidence on index tracking & market-neutral strategies. *Managerial Finance*, 42(5):449–471, 2016.
- [87] Leonardo Riegel Sant’Ana, Joao Frois Caldeira, and Tiago Pascoal Filomena. Lasso-based index tracking and statistical arbitrage long-short strategies. *North American Journal of Economics and Finance*, 51, JAN 2020.
- [88] Lam Weng Siew, Saiful Hafizah Jaaman, and Hamizun Ismail. Portfolio Optimization for Index Tracking Modelling in Malaysia Stock Market. In Chen, CY and Ibrahim, SNI and Lee, LS and Lim, FP and Jaffar, MZAM and Mustafa, MS and Rana, MS, editor, *Innovations Through Mathematical and Statistical Research: Proceedings of the 2nd International Conference on Mathematical Sciences and Statistics (ICMSS2016)*, volume 1739 of *AIP Conference Proceedings*, 2016.
- [89] Zhe Chen, Shizhu Liu, Jiengang Shen, and Shenghong Li. A GA-PLS Method for the Index Tracking Problem. In Shen, G and Huang, X, editor, *Advanced Research on Electronic Commerce, Web Application, and Communication*, volume 143 of *Communications in Computer and Information Science*, pages 12+. Int Sci & Educ Res Assoc; VIP Informat Conf Ctr, 2011.
- [90] Konstantinos Benidis, Yiyong Feng, and Daniel P. Palomar. Sparse Portfolios for High-Dimensional Financial Index Tracking. *IEEE Transactions on Signal Processing*, 66(1):155–170, 2018.
- [91] Margherita Giuzio, Davide Ferrari, and Sandra Paterlini. Sparse and robust normal and t- portfolios by penalized Lq-likelihood minimization. *European Journal of Operational Research*, 250(1):251–261, 2016.
- [92] Lianjie Shu, Fangquan Shi, and Guoliang Tian. High-dimensional index tracking based on the adaptive elastic net. *Quantitative Finance*, 20(9):1513–1530, SEP 1 2020.
- [93] Margherita Giuzio. Genetic algorithm versus classical methods in sparse index tracking. *Decisions in Economics and Finance*, 40(1-2, SI):243–256, 2017.
- [94] Engin Tas and Ayca Hatice Turkan. Regularized Index-tracking Optimal Portfolio Selection. *Economic Computation and Economic Cybernetics Studies and Research*, 52(3):135–146, 2018.
- [95] Lan Wu and Yuehan Yang. Nonnegative Elastic Net and application in index tracking. *Applied Mathematics and Computation*, 227:541–552, 2014.
- [96] Lan Wu, Yuehan Yang, and Hanzhong Liu. Nonnegative-lasso and application in index tracking. *Computational Statistics & Data Analysis*, 70:116–126, 2014.
- [97] Yuehan Yang and Lan Wu. Nonnegative adaptive lasso for ultra-high dimensional regression models and a two-stage method applied in financial modeling. *Journal of Statistical Planning and Inference*, 174:52–67, 2016.
- [98] Kaifeng Zhao and Heng Lian. The Expectation-Maximization approach for Bayesian quantile regression. *Computational Statistics & Data Analysis*, 96:1–11, 2016.
- [99] Ning Li. Efficient sparse portfolios based on composite quantile regression for high-dimensional index tracking. *Journal of Statistical Computation and Simulation*, 90(8):1466–1478, MAY 23 2020.
- [100] Hongbing Ouyang, Xiaowei Zhang, and Hongju Yan. Index tracking based on deep neural network. *Cognitive Systems Research*, 57:107–114, 2019.
- [101] Jun Nakayama and Daisuke Yokouchi. Applying Time Series Decomposition to Construct Index-Tracking Portfolio. *Asia-Pacific Financial Markets*, 25(4):341–352, 2018.
- [102] Saejoon Kim and Soong Kim. Index tracking through deep latent representation learning. *Quantitative Finance*, 20(4):639–652, 2020.
- [103] Lina Ni and Jinqun Zhang. Portfolio Optimization for Index Investing Based on Self-organizing Neural Network. In KIm, YH and Yarlagadda, P, editor, *Sensors, Measurement and intelligent Materials*, volume 303-306 of *Applied Mechanics and Materials*, pages 1595–1598, 2013.

- [104] Ruinan Tang and Panfeng Li. Index optimization replication algorithm by using the soft subspace clustering method. In *2014 IEEE 7TH Joint International Information Technology and Artificial Intelligence Conference (ITAIC)*, pages 414–418, 2014.
- [105] Jian Fu Li and Ying Sheng Su. Index tracking method based on the neural networks and its empirical study. In *Manufacturing Systems and Industry Application*, volume 267 of *Advanced Materials Research*, pages 974–978. Trans Tech Publications Ltd, 7 2011.
- [106] Chi Zhang, Shuang Liang, Fei Lyu, and Libing Fang. Stock-index tracking optimization using auto-encoders. *Frontiers in Physics*, 8:388, 2020.
- [107] Seo Woo Hong, Pierre Miasnikof, Roy Kwon, and Yuri Lawryshyn. Market graph clustering via qubo and digital annealing. *Journal of Risk and Financial Management*, 14(1), 2021.
- [108] Yuyeong Kwak, Junho Song, and Hongchul Lee. Neural network with fixed noise for index-tracking portfolio optimization. *Expert Systems with Applications*, 183:115298, 2021.
- [109] Donatien Tabin Djoko and Yves Tille. Selection of balanced portfolios to track the main properties of a large market. *Quantitative Finance*, 15(2, SI):359–370, 2015.
- [110] Martin Bod’*a* and Maria Kanderova. COMPARISON OF APPROACHES FOR ASSET PRE-SELECTION IN PORTFOLIO TRACKING. In Boda, M and Mendelova, V, editor, *Applications of Mathematics and Statistics in Economics*, Applications of Mathematics and Statistics in Economics Conference Proceedings, pages 44–57, 2016.
- [111] David I. Graham and Matthew J. Craven. An exact algorithm for small-cardinality constrained portfolio optimisation. *Journal of the Operational Research Society*, 0(0):1–17, 2020.