

ITR: A grammar-based graph compressor supporting fast neighborhood queries

Enno Adler¹, Stefan Böttcher¹, and Rita Hartel¹

Paderborn University,
Paderborn, Germany
{`enno.adler, stb, rst`}@uni-paderborn.de

Abstract. Neighborhood queries are the most common queries on graphs; thus, it is desirable to answer them efficiently on compressed data structures. We present a compression scheme called Incidence-Type-RePair (ITR) for graphs with labeled nodes and labeled edges based on RePair [11] and apply the scheme to RDF graphs. We show that ITR speeds up neighborhood queries to only a few milliseconds and thereby outperforms existing solutions while providing a compression size comparable to existing RDF graph compressors.

Keywords: grammar-based compression · graph compression · RDF compression · querying RDF

1 Introduction

Obtaining a node or all nodes in a graph that are adjacent to a given node is fundamental to most graph algorithms. Therefore, neighbourhood queries are the most common queries in graph processing. When huge graphs, for example, RDF graphs, are compressed, fast neighborhood queries on these compressed huge RDF graphs are a fundamental ingredient to most algorithms processing these graphs. Whenever, neighborhood queries are heavily used on compressed graphs, their performance is crucial for improving the efficiency of graph processing and the analysis of large-scale RDF graphs. Herein, we investigate the execution time for neighborhood queries on compressed RDF graphs generated by different graph compressors and we introduce Incidence-Type-RePair (ITR), a grammar-based compressor that generates a compressed graph on which neighborhood queries can be answered faster than on other compressed data formats for RDF graphs.

Grammar-based compression schemes have been shown to improve the efficiency of queries on compressed data, for example, for consecutive symbol visits on strings [8] and for parent/child navigations on trees [13]. A prominent example of a grammar-based compression scheme is RePair [11]. RePair is a linear-time algorithm for strings and is generalized to trees [12] and to graphs called gRePair [15]. The gRePair scheme has been adapted to RDF graphs by Röder et al. [18]. However, Röder et al. [18] did not evaluate the query performance of different RDF compression algorithms. Although gRePair by Maneth et al. [15]

supports neighborhood queries, they do not provide an evaluation of query execution time.

We introduce a new approach called Incidence-Type-RePair (*ITR*), which applies the RePair compression scheme to the edges of graphs. We compare the execution time of neighborhood queries on RDF graphs using gRePair, RDF-RePair, ITR and different implementations of hdt [6] and k^2 [2]. Our evaluation shows that ITR outperforms gRePair and the other implementations of RDF compressors in executing neighborhood queries.

The main contributions of this paper are:

- the algorithm, ITR, to compress graphs based on RePair
- an experimental evaluation of an implementation of ITR in comparison to other compression algorithms regarding
 - compression size
 - runtime of compression
 - runtime of neighborhood queries or similar queries

2 Related Work

There are different methods for RDF graph compression that can be grouped into syntactic and semantic compression algorithms [18]. Syntactic compression algorithms use a succinct representation in contrast to the semantic compression algorithm that first reduces the number of triples.

The hdt compressor by Fernández et al. [6] is a syntactic compressor and splits a file into a header that contains information about the compressed RDF graph, the graph structure, and a dictionary that maps texts to unique IDs that correspond to the graph structure. The dictionary is encoded using a specific order and plain text. The triples are encoded by a predicate stream that indicates the next subject, and an object stream that indicates the next predicate. Hernández-Illera [10] improved hdt to hdt++ by using predicate families to represent all predicates of a subject by one ID.

The k^2 approach by Brisaboa [2] [3] was used for compressing RDF graphs by Álvarez-García et al. [1]. The k^2 approach represents the graph structure by a succinct representation of the adjacency matrix in form of a tree. This is done by recursively dividing the matrix in quadrants and representing a quadrant by 0 if all values of the quadrant are 0, or 1 otherwise. A quadrant containing only the value 0 is not split again, instead the whole quadrant is stored as a single 0-bit leaf node in the k^2 -tree.

The semantic compression algorithms that we present all use context-free grammars to reduce the number of triples. An example of a context-free grammar generating a string a^6 is $\{S \rightarrow AAA, A \rightarrow aa\}$. Here the grammar needs less symbols on the right-hand sides than a^6 . The idea of RePair is to repeatedly replace the most frequent digram by a new nonterminal [11]. The term *digram* describes two adjacent elements. For strings, aa is a digram of two adjacent letters and $\{S \rightarrow AAA, A \rightarrow aa\}$ results from replacing aa in a^6 .

Maneth et al. [15] and Röder et al. [18] both apply the RePair scheme to graphs and define digrams to be two edges sharing a common node. As explained in Maneth et al. [15], to find a largest possible set of non-overlapping occurrences for a single digram, requires $\mathcal{O}(|V|^2|E|)$ time and is thus infeasible. Instead, they and we present different approximations on how to define and find frequent digrams.

3 Preliminaries

A *ranked alphabet* Σ is a set of symbols for which we define a rank function $rank : \Sigma \rightarrow \mathbb{N} \setminus \{0\}$ mapping each symbol to its arity.

Let L be a ranked alphabet called labels. $G = (V_G, E_G)$ is called a *directed hypergraph* with nodes V_G and edges E_G if the sets $V_G \subset \mathbb{N}$ and $E_G \subset L \times V_G^*$ are finite. We write $a(v_0, \dots, v_{n-1}) = e$ for an edge $e \in E_G$ with $label(e) = a$ and $rank(e) = n$. The rank describes the number of nodes (including duplicates) that are connected to the edge. We write $e[i] = v_i$ for the node v_i that is connected to $e = a(v_0, \dots, v_{n-1}) \in E_G$ and we call i the *connection-type* of v_i to e . We always assume $0 \leq i < n = rank(e)$. For example, an edge $e = a(7, 8) \in E_G$ has $label(e) = a$, $rank(e) = 2$, and connection-type 0 for node $e[0] = 7$. We assume that for all symbols $a \in L$ and for all edges $e \in E$ with $label(e) = a$, $rank(e) = rank(a)$, that is, all edges with the same label have the same rank. Let \mathbb{G} be the set of all directed hypergraphs.

Similar to Maneth et al. [15], we define a *Hyperedge replacement grammar* (HR grammar) as a tuple $H = (T, N, P, S)$ with T and N being ranked alphabets with $N \cap T = \emptyset$, $L = T \cup N$, $P \subset N \times \mathbb{G}$ and $S \in N$. We write $A \rightarrow G_A$ for $(A, G_A) \in P$. We call an edge e terminal, if $label(e) \in T$ and we call e nonterminal if $label(e) \in N$. We call the right-hand side G_S of the grammar rule $S \rightarrow G_S$ the start graph of the grammar.

An example for an HR grammar is shown in Figure 1. We will construct only *straight-line* HR grammars (SL-HR grammar). For straight-line grammars, the following conditions hold: (1) for every nonterminal in N exists exactly one rule in P and (2) the grammar is non-recursive. These grammars produce only one word, which will be the uncompressed graph. We denote the uncompressed graph of the SL-HR grammar by $\psi(G) \in \mathbb{G}$.

ITR differs from the approaches of Maneth et al. [15] and Röder et al. [18] by our succinct encoding of the edges that replaces loops implicitly. A *loop* means that an edge has more than one connection to the same node. In Figure 1 (a) and (b) there are loops, both at node 10. Because loops are replaced in the succinct encoding, our digram definition does not distinguish whether or not edges have loops.

To define digrams, we first define the *incidence-type* as the pair (a, l) of an edge label $a \in L$ and a connection-type $l \in \mathbb{N}$ with $l < rank(a)$. We define the set of all incidence-types $IT = \{(label(e), i) \mid \exists e \in E, 0 \leq i < rank(e)\}$. For example, for each edge of rank 2, there are two connection types, where 0 is

equivalent to ‘outgoing’ from the source node and 1 is equivalent to ‘incoming’ to the destination node.

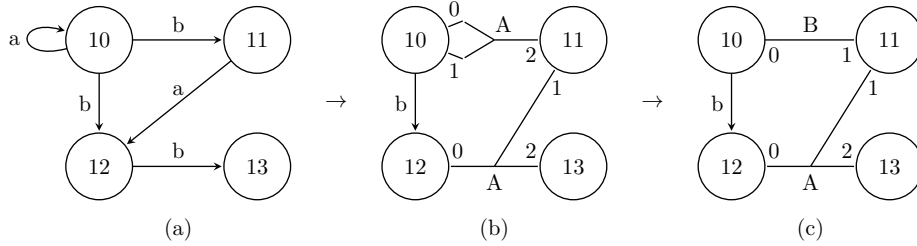


Fig. 1. example replacement of digram $((a, 1), (b, 0))$ and of the loop in $(A, 0, 1)$. $(a, 1)$ means an incoming edge with label a and $(b, 0)$ means an outgoing edge with label b .

A *digram* d is a pair of two possibly equal incidence-types $((a, l), (b, m))$. An *occurrence* of a digram $d = ((a, l), (b, m)) \in IT \times IT$ is a pair of two edges $o = (e_1, e_2) \in E \times E$ with $e_1 \neq e_2$, $label(e_1) = a$, $label(e_2) = b$ and $e_1[l] = e_2[m]$, so the two edges are different, fit to the labels, and share a common node. Let the set of all digrams be \mathbb{D} .

An implication of our definition of digrams is that we only have 3 shapes of digrams for two edges of rank 2 in contrast to 33 or more shapes of Röder et al. [18]. In comparison, we save less space by replacing a single occurrence, but we have more occurrences to replace of a single digram.

To generalize the concept of neighborhood queries from edges of rank 2 to graphs that contain hyperedges as terminals, we add a connection-type to our definition. The *set of incident edges* having connection-type i at a node v is the set $n_G(v, i) = \{e \in E_G | e[i] = v\}$ of edges e of the graph G . For example, in the case of a graph G that has only edges of rank 2, we compute the outgoing neighborhood of node v_1 by computing $n_G(v_1, 0)$ and return every distinct v_2 for every edge $a(v_1, v_2) \in n_G(v_1, 0)$ ignoring the label a .

We apply our concepts to RDF graphs by regarding each triple (s, p, o) as an edge $p(s, o)$. As the order of the triples in an RDF graph is not of interest, all isomorph copies of an RDF graph are regarded as equal.

4 Compression

We separate the graph structure from the text, as the separation is common practice [3][6][10][15][18]. The connection between both parts are established by IDs. We present the dictionary in the Appendix A because we use well known technics of the Burrows-Wheeler transformation [4].

GraphRePair. The RePair algorithm consists of the steps *replace digrams* and *prune*. We omit presenting the prune step because it is a straight-forward

adaption of the prune step from string RePair [11]. The base scheme of the replace digram step is shown in Algorithm 1. How to determine the most frequent digram is already discussed in Larsson et al. [11]. Hence, we only discuss the steps count (Line 1), update count (Line 5) and replace (Line 4).

Algorithm 1: *replaceDigrams*

Input: grammar

- 1 count occurrences of digrams
- 2 $mfd \leftarrow$ most frequent digram
- 3 **while** mfd reduces grammar size **do**
- 4 replace occurrences of mfd
- 5 update digram count
- 6 $mfd \leftarrow$ select next mfd

Line 1: count To get the maximum number of non-overlapping occurrences of a digram, Maneth et al. [15] mention an algorithm with runtime $\mathcal{O}(|V|^2|E|)$. Instead, we approximate the count of digrams in two steps. Digrams consists of two incidence-types, so we first count the frequency of incidence-types at each node by a single scan over all edges. The result is a mapping $c : V \times IT \rightarrow \mathbb{N}$. For example, in Figure 1 (a) the node 10 has two outgoing edges with label b , so $c(10, (b, 0)) = 2$. To define $count : \mathbb{D} \rightarrow \mathbb{N}$, we use c in the following way: For every node v and for every two incidence-types i_1 and i_2 occurring at the node v , we can determine the number of occurrences $count_v(i_1, i_2)$ of the digram (i_1, i_2) at the node v by

$$count_v(i_1, i_2) := \begin{cases} \min(c(v, i_1), c(v, i_2)) & \text{if } i_1 \neq i_2 \\ \lfloor \frac{c(v, i_1)}{2} \rfloor & \text{if } i_1 = i_2. \end{cases}$$

In Figure 1 (a), we have for example $c(10, (b, 0)) = 2$ and $c(10, (a, 0)) = 1$. From these two values of c , we obtain that there is one occurrence of each of the digrams $((b, 0), (b, 0))$ and $((b, 0), (a, 0))$ and there is no occurrence of the digram $((a, 0), (a, 0))$ at node 10. We define $count : \mathbb{D} \rightarrow \mathbb{N}$ by

$$count((i_1, i_2)) = \sum_{v \in V} count_v(i_1, i_2)$$

Line 5: update count We keep both, c and $count$, from the step count of line 1. When we replace an edge e , we consider all incidence-types $i_1 = (a, k)$ and nodes v of e such that $label(e) = a$ and $e[k] = v$ and reduce $c(v, i_1)$ by 1 accordingly. Then, we reduce the number $count((i_1, i_2))$ of all digram occurrences of digrams $d = (i_1, i_2)$ for all incidence-types i_2 with $c(v, i_2) > 0$ by 1 if and only if

$$i_1 \neq i_2 \text{ and } c(v, i_1) \leq c(v, i_2) \text{ or } i_1 = i_2 \text{ and } c(v, i_1) \text{ is even.}$$

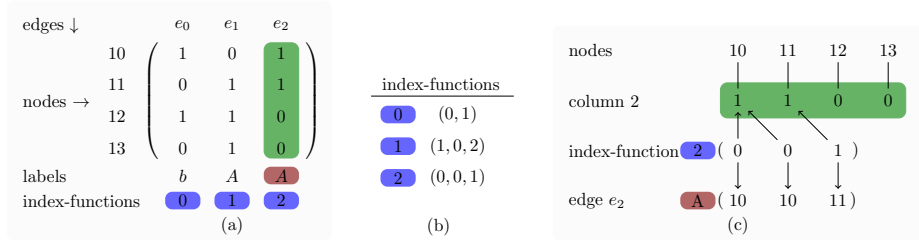


Fig. 2. (a) shows a schematic image of the succinct encoding. One edge in the start rule is represented by three parts: a column of the incidence matrix, a label and an ID of an index-function. (b) shows the IDs and the corresponding index-functions and (c) shows how the index-function 2 stores the order and the repetitions of nodes $\zeta_{e_2} = [10, 11]$.

This adjustment has an equal result as if we would count the number of digrams calling line (1) of Algorithm 1 again. The steps to increase the counts for the new nonterminal edge are analog.

Line 4: replace We find occurrences of a digram $d = ((a_1, m_1), (a_2, m_2))$ by a left-to-right scan of the edge list and by saving pointers to edges that have one of the labels of d . Let e have $label(e) = a_1$. Then, we store a pointer to e according to the node $e[m_1]$. If we already had a pointer to f with $label(f) = a_2$, $f[m_2] = e[m_1]$, and $e \neq f$, we remove the pointers of e and f and replace (e, f) because it is an occurrences of d . We want $e \neq f$ to avoid replacing a loop as an occurrence. In Figure 1 (a), we replace the digram $((a, 1), (b, 0))$ yielding the graph of Figure 1 (b). In Figure 1, we assume that the edge with label b from node 10 to node 11 occurs in the edge list before the edge from node 10 to node 12.

Succinct Encoding. Our encoding of the start graph G is based on k^2 -trees [2] of the incidence-matrix M and is shown in Figure 2. First, we sort the edges by the ID of their label and encode the monotonically increasing list of the IDs by the Elias-Fano-encoding [19]. The incidence-matrix M has a 1 in row i and column j if and only if edge j is connected to node i . For example, let $e_2 = (A, 10, 10, 11)$ be an edge that is at position 2 in the sorted edges. Then, M contains a 1 at the positions $(10, 1)$ and $(11, 1)$ as in Figure 2, but it does not contain the information how often and at which positions in edge e_2 the node 10 occurs. We introduce the *index-function* to close this information gap.

Let ζ_e be the duplicate-free and sorted list of nodes of e . In the example, this would be $\zeta_{e_2} = [10, 11]$. Let n be the length of ζ_e . The *index-function* $\pi_e : \{0, \dots, rank(e) - 1\} \rightarrow \{0, \dots, n - 1\}$ maps each connection-type i of the edge e to its node in ζ_e . Formally $e[i] = \zeta_e[\pi(i)]$. We write the index-function as a tuple $(\pi_e(0), \dots, \pi_e(rank(e) - 1))$. In the example, $\pi_{e_2} = (0, 0, 1)$. Each edge can be uniquely reconstructed by its column in M together with its index-function and its label. Instead of saving the same index-function multiple times,

we assign IDs to all index functions. We use the δ -code [5] in order to encode π as $\delta(\text{rank}(e) - 1)\delta(\pi(0)) \dots \delta(\pi(\text{rank}(e) - 1))$.

Like Maneth et al. [15], we encode all graphs of rules except the start graph by only encoding the right-hand sides of the rules because the order of rules determines their nonterminal. We encode the number of edges and then, for each edge, the label and its nodes. For example, $\{a(0, 1) A(1, 2, 0)\}$ is encoded by $\delta(2) \delta(a)\delta(0)\delta(1) \delta(A)\delta(1)\delta(2)\delta(0)$.

Handling loops in the grammar. In Figure 1 (b), we have an edge $e = (A, 10, 11)$ that is connected twice to node 10 and thereby is a loop. We could introduce an extra rule $B \rightarrow (A, 0, 0, 1)$ and replace the edge e by $(B, 10, 11)$ yielding the graph of Figure 1 (c). This is a tradeoff: We introduce more rules, but we reduce the number of nodes that are used as a parameter in rules by 1 for each occurrence of such a loop. An evaluation of the implementation shows that these extra rules does not improve compression, because the index-function that is used in the succinct encoding also removes the duplicate parameters. We do not replace loops by introducing extra rules, because skipping this step reduces the time needed to compress a graph.

Compute the set of incident edges. Let $v \in V$ be a node. We operate differently depending on whether we compute the set of incident edges $n_{\psi(G)}(v, j)$ in the start graph or in another rule because they are encoded differently. In the start graph, we compute a subset S of edges by decompressing the row v of the incidence-matrix M . This can be done without decompressing the whole incidence-matrix [2]. Only the edges that belong to a column where in row v is a 1 are connected to node v , so all other edges can be omitted. We decompress only these edges and continue with this new computed edge list as described in the following part.

The set of incident edges $n_{\psi(G)}(v, j)$ of a node v in the graph of a rule can be obtained by a left-to-right scan of the edges list of the rule. Let e be an edge. If e is a terminal with $e[j] = v$, then add e to the result. If e is a nonterminal with $\exists i < \text{rank}(e)$ with $e[i] = v$, decompress the edge e locally and recursively calculate the set of incident edges on the rule $\text{label}(e)$. The compression of the grammar improves this operation, as each e with $e[i] \neq v$ for each $0 \leq i < \text{rank}(e)$ can directly be omitted.

5 Experimental results

We investigate the time needed to answer a neighborhood query. We compare results of the RDF compressors listed in Table 1. We tested all implementations on a virtual machine running Debian 5.10.149-2 with 32GB RAM and 2 Cores @ 2.30GHz.

ITR is implemented in C. As the k^2 -approach has no open available implementation by Brisaboa et al. [2], we use the implementations in Java and C++

Name	Language	Provided Query Type	Paper
ITR	C	Neighborhood	Our approach
RDFRePair	Java	-	Röder et al. [18]
gRePair	Scala	Neighborhood	Maneth et al. [15]
hdt-java	Java	SPARQL	Fernández et al. [6]
hdt++	C++	Triple	Hernández-Ilsera et al. [10]
k^2 -java	Java	SPARQL	Brisaboa et al. [2]
k^2 ++	C++	-	Brisaboa et al. [2]

Table 1. RDF-compressors

file	filesize in byte	nodes	edges	edge/node	labels
homepages-en-ttl	6080545	98665	50000	1,01	1
transitive-redirects-en-ttl	7361890	82385	50000	1,21	1
external-links-en-ttl	8037122	54869	50000	1,82	1
instance-types-en-ttl	7153350	48912	50000	2,04	1
geo-coordinates-en-ttl	7362056	46107	50000	2,16	4
persondata-en-ttl	5883995	31594	50000	3,17	10
jamendo-nt	147103035	396531	1047951	5,29	25
wikidata-20200308	6502308032	10051660	42922799	8,54	635
archiveshub-nt	243700760	280556	1361816	9,71	139
scholarlydata-dump-nt	225455038	140042	1159985	16,57	84

Table 2. used datasets and specific information about them. These datasets were also used in Röder et al. [18]. The datasets are sorted by the edge per node ratio.

of Röder et al. [18]. We include all time needed for IO-operations as not all compressors output their time for performing the query without IO-operations. For k^2 -java, we include the network time to access local host, as their queries are performed via the fuseki server¹, but we do not include the time to load the data at start of the server. hdt-java and hdt++ build additional indices once and save them using additional space on storage. We also exclude this time and space.

Due to the different supported query types, we compare the runtime by using queries that are equal to outgoing neighborhood queries. We use `SELECT ?pr ?ob WHERE { nodename ?pr ?ob }` as SPARQL query and `nodename ? ?` for triple queries. We query the outgoing neighborhood for the first 1000 nodes of a file and take the average time needed to answer the queries. In case of the neighborhood queries, the output are the node IDs, the result of the SPARQL and triple queries are the node texts. See Appendix A for the conversion of node IDs and node labels of ITR.

In Figure 3, we see that gRePair, hdt-java, and k^2 -java as Java or Scala implementations are outperformed by the C and C++ implementations. ITR is about 2 to 6 times faster than hdt++ and more than 100 times faster than gRePair.

¹ <https://jena.apache.org/documentation/fuseki2/>

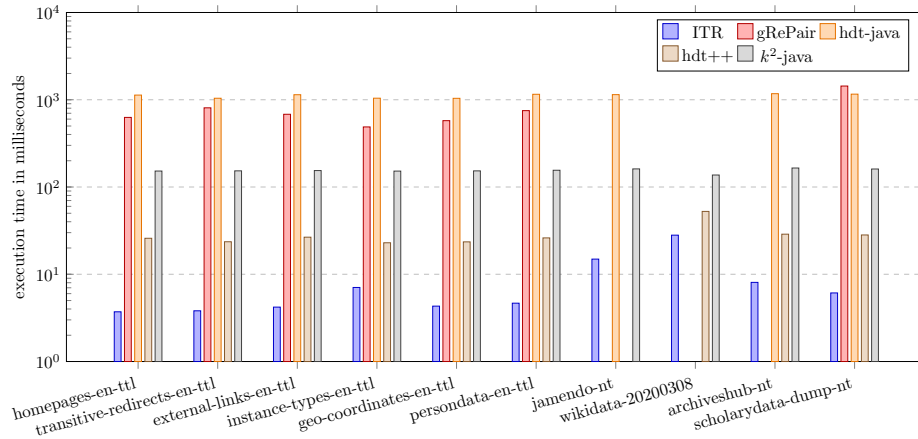


Fig. 3. Average runtime in milliseconds of 1000 queries each. A missing bar indicates a stop of the compression algorithms for unknown reasons, so there exists no output file to query.

Our runtime improvement in neighborhood queries can be explained as follows. In comparison to gRePair and RDFRePair, we choose digrams that do not replace nodes, such that we can directly access all nodes in the startgraph. We benefit from using the incidence-matrix for all edges instead of splitting the incidence-matrix based on the edge label as done by gRePair, so we only need to look at a single k^2 compressed matrix before decompressing the edges. The index-function enables us to represent all connections of an edge to a node with a single 1 bit and all these 1 bits are located in a single row, so they can directly be accessed, and edges that are not connected with the node are omitted early. This step is improved by the grammar-based compression that reduces the number of edges in the start graph.

In comparison to k^2 -java, we benefit from using C instead of Java. We may also benefit from the reduced number of edges in the startgraph which leads to a smaller matrix that needs to be compressed by the k^2 algorithm in comparison to the matrix used by k^2 -java. The hdt format is too different to explain why we outperform them.

6 Conclusion

We have presented a new graph compression scheme ITR adapting the RePair compression scheme. We ran an evaluation comparing ITR with the existing variants of RePair on graphs, namely gRePair and RDFRePair, and with the compression schemes k^2 and hdt provided on different implementations. Our comparison of the time required to perform neighborhood queries shows that ITR performs neighborhood queries significantly faster than the other compressors that support these queries.

Acknowledgements

We would like to thank Fabian R othlinger for his support in implementing ITR.

Appendix A: Additional techniques

The Appendix summarizes further details of our compression technique and further results on compression size and time of ITR to show that ITR provides competitive compression with the other compressors.

The dictionary

We use the *Burrows-Wheeler transformation* [4] (BWT) for the dictionary. We store all labels in the same BWT using multistring BWTs. As the BWT is only a permutation of the input symbols and thus yields no compression, we first apply the run-length-encoding (RLE) to the BWT. We store the run-length compressed BWT string as Huffman encoded wavelet tree as described in Navarro [16].

We call the functions of the dictionary $locate(T) = i$, which takes a text T and returns the associated ID i , and $extract(i) = T$, which takes an ID i and returns the associated label T . ITR needs about 2.5 milliseconds on average for a single *locate* and as well 2.5 milliseconds on average for a single *extract* query. The number of *locate* and *extract* queries depends on the task, for example, to check the reachability of two RDF nodes requires only two *locate* queries.

In addition to *locate*, we can search substrings in the dictionary with the FM-Index of Ferragina et al. [7]. To speed-up the search, we sample the suffix array as described in M akinen [14], but we save the sampled suffix array as an indexable dictionary, that is, we save the ID of the label that the suffix belongs to for each position in the sample instead of the start position of the suffix in the label. For the evaluation of this paper, we turned the sampled suffix array off.

Rank and select optimized bit-sequences

We use the rank and select optimized bit-sequences of Gonz alez et al. [9] and Raman et al. [17] for the compression of the wavelet tree nodes and the RLE. To compute rank, we split a bitsequence B into blocks of length $w = 32$. Factor $f \in \mathbb{N}$ are the number of blocks collected in a super block and we choose $f = 64$ to get a low compression ratio. For every super block, we store $R_s[i] = rank_1(B, i \cdot s)$. Then, we can compute $rank_1(B, i)$ and $rank_0(B, i)$ in $\mathcal{O}(1)$ [9]. We use the binary search approach of Gonz alez et al. [9] for select queries. As the overhead would exceed the speed-up advantage of short bitsequences, we only use the technique of Gonz alez et al. [9] for bitsequences B with $length(B) > 200$. The bits are encoded as RRR bitsequences [17].

Appendix B: Additional experimental results

We consider the compression ratio of the file size $f_{sratio}(G) = \frac{fs(G)}{fs(\psi(G))}$ with $fs(G)$ being the file size of the grammar G and $fs(\psi(G))$ being the file size of the decompressed RDF graph accordingly.

Compression size

We say there is a noticeable difference in fsratio if for a given file, two compressors have a difference of more than $1\% = 0.01$ fsratio. First, hdt-java and hdt++ perform equally in fsratio. For most graphs, this is also true for k^2 -java and k^2 ++. On some graphs, k^2 -java performs noticeable better, because the dictionary is compressed better. This is interesting, as k^2 -java and k^2 ++ use hdt-java and hdt++ to compress their dictionaries. We found no reason for this. Besides this, the syntactic compressors perform all very equally with a little advantage to the k^2 approaches. For the semantic compressors, it depends on the dataset which of them has the strongest compression and whether or not they outperform the syntactic compressors. As shown in Figure 4, ITR achieves comparable compression to other compressors.

To allow further improvements, we sketch the parts that need the most space of our compression. The dictionary takes in most cases between 90% and 95% of the overall filesize. This result corresponds to the result of Röder et al. [18] who state that “more efficient dictionary compression approaches yield the potential for better RDF compression ratios”. Regarding the graph structure, the k^2 representation of the incidence-matrix consumes most of the space.

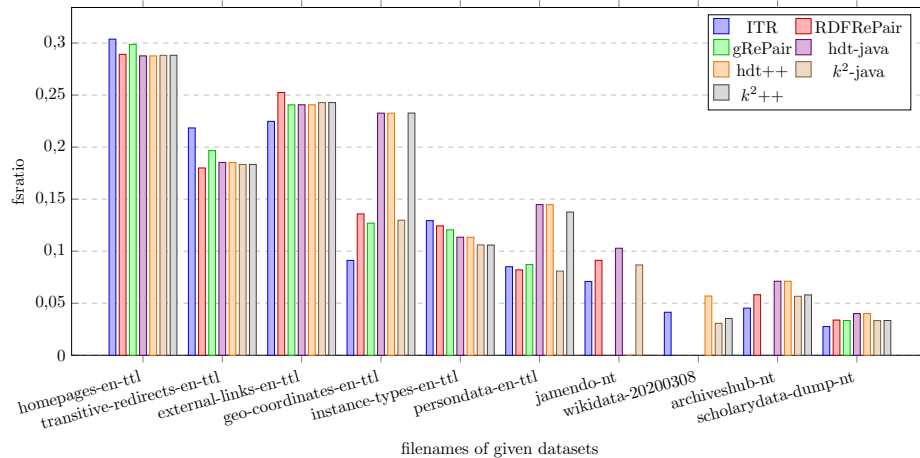


Fig. 4. fsratio of selected RDF graphs. Missing bars indicate a stop of the compression algorithms for unknown reasons.

Compression time

In Figure 5, we see that the C or C++ implementations in most cases outperform the Java or Scala implementations as we expected. `hdt++` and `k2++` are about 10 times as fast as `hdt-java` and `k2-java`. If we compare the syntactic compressors `hdt-java` and `k2-java` with the semantic compressors `gRePair` and `RDFRePair`, all written in equally fast languages, we get the result that the syntactic compressors are about 10 times as fast as the semantic compressors. In most cases, our approach is only 5 to 8 times slower than `hdt++` and `k2++`.

ITR is the fastest semantic compressor in both absolute time and, for graphs with an edge per node ratio of more than 2, when considering a bonus factor for other compressors implemented in a slower the programming language.

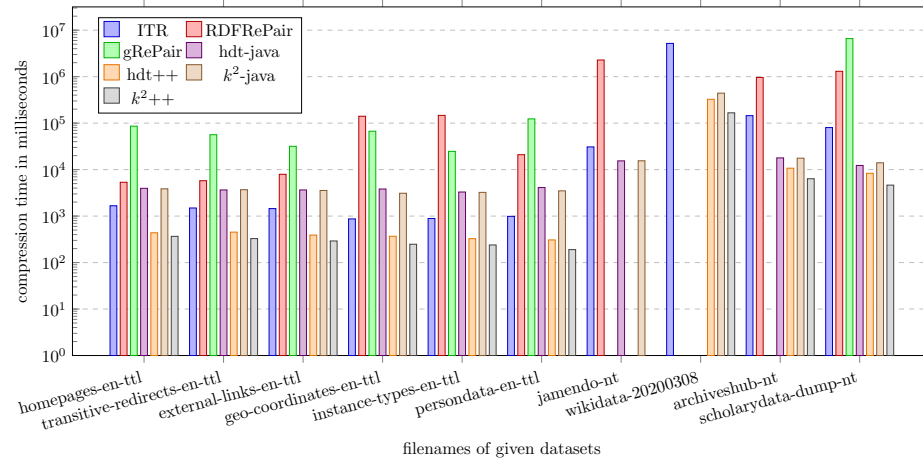


Fig. 5. runtime of compression algorithms until they finished execution. Missing bars indicate a stop of the compression algorithms for unknown reasons.

References

1. Álvarez-García, S., Brisaboa, N.R., Fernández, J.D., Martínez-Prieto, M.A.: Compressed k2-Triples for Full-In-Memory RDF Engines. *AMCIS 2011 Proceedings - All Submissions* **350**. (2011). <https://doi.org/10.48550/arXiv.1105.4004>
2. Brisaboa, N.R., Ladra, S., Navarro, G.: k2-Trees for Compact Web Graph Representation. In: *String Processing and Information Retrieval*. Springer Berlin Heidelberg, Berlin, Heidelberg (2009)
3. Brisaboa, N.R., Ladra, S., Navarro, G.: Compact representation of Web graphs with extended functionality. *Information Systems* **39**, 152–174 (2014). <https://doi.org/https://doi.org/10.1016/j.is.2013.08.003>, <https://www.sciencedirect.com/science/article/pii/S0306437913001051>

4. Burrows, M., Wheeler, D.: A block-sorting lossless data compression algorithm. In: Digital SRC Research Report. Citeseer (1994)
5. Elias, P.: Universal codeword sets and representations of the integers. *IEEE Transactions on Information Theory* **21**(2), 194–203 (1975). <https://doi.org/10.1109/TIT.1975.1055349>
6. Fernández, J., Martínez-Prieto, M.A., Gutierrez, C., Polleres, A., Arias, M.: Binary RDF Representation for Publication and Exchange (HDT). *Journal of Web Semantics* **19**, 22–41 (03 2013). <https://doi.org/10.1016/j.websem.2013.01.002>
7. Ferragina, P., Manzini, G.: Opportunistic data structures with applications. In: *Proceedings 41st Annual Symposium on Foundations of Computer Science*. pp. 390–398 (2000). <https://doi.org/10.1109/SFCS.2000.892127>
8. Gasieniec, L., Kolpakov, R.M., Potapov, I., Sant, P.: Real-Time Traversal in Grammar-Based Compressed Files. In: *DCC*. p. 458. Citeseer (2005)
9. González, R., Grabowski, S., Mäkinen, V., Navarro, G.: Practical implementation of rank and select queries. In: *Poster Proc. Volume of 4th Workshop on Efficient and Experimental Algorithms (WEA)*. pp. 27–38. CTI Press and Ellinika Grammata Greece (2005)
10. Hernández-Illera, A., Martínez-Prieto, M.A., Fernández, J.D.: Serializing RDF in Compressed Space. In: *2015 Data Compression Conference*. pp. 363–372 (2015). <https://doi.org/10.1109/DCC.2015.16>
11. Larsson, N.J., Moffat, A.: Off-line dictionary-based compression. *Proceedings of the IEEE* **88**(11), 1722–1732 (2000). <https://doi.org/10.1109/5.892708>
12. Lohrey, M., Maneth, S., Mennicke, R.: Tree Structure Compression with RePair. In: *2011 Data Compression Conference*. pp. 353–362 (2011). <https://doi.org/10.1109/DCC.2011.42>
13. Lohrey, M., Maneth, S., Reh, C.P.: Traversing Grammar-Compressed Trees with Constant Delay. In: *2016 Data Compression Conference (DCC)*. pp. 546–555 (2016). <https://doi.org/10.1109/DCC.2016.13>
14. Mäkinen, V., Navarro, G.: Succinct Suffix Arrays Based on Run-Length Encoding. In: *Combinatorial Pattern Matching*. pp. 45–56. Springer Berlin Heidelberg, Berlin, Heidelberg (2005). https://doi.org/10.1007/11496656_5
15. Maneth, S., Peternek, F.: Compressing graphs by grammars. In: *2016 IEEE 32nd International Conference on Data Engineering (ICDE)*. pp. 109–120. IEEE (2016). <https://doi.org/10.1109/ICDE.2016.7498233>
16. Navarro, G.: Wavelet trees for all. *Journal of Discrete Algorithms* **25**, 2–20 (2014). <https://doi.org/https://doi.org/10.1016/j.jda.2013.07.004>, <https://www.sciencedirect.com/science/article/pii/S1570866713000610>, 23rd Annual Symposium on Combinatorial Pattern Matching
17. Raman, R., Raman, V., Rao, S.S.: Succinct Indexable Dictionaries with Applications to Encoding K-Ary Trees and Multisets. In: *Proceedings of the Thirteenth Annual ACM-SIAM Symposium on Discrete Algorithms*. p. 233–242. *SODA '02*, Society for Industrial and Applied Mathematics, USA (2002). <https://doi.org/10.1145/1290672.1290680>, <https://doi.org/10.1145/1290672.1290680>
18. Röder, M., Frerk, P., Conrads, F., Ngomo, A.C.N.: Applying Grammar-Based Compression to RDF. In: *The Semantic Web*. pp. 93–108. Springer International Publishing, Cham (2021). https://doi.org/10.1007/978-3-030-77385-4_6
19. Vigna, S.: Quasi-Succinct Indices. In: *Proceedings of the Sixth ACM International Conference on Web Search and Data Mining*. p. 83–92. *WSDM '13*, Association for Computing Machinery, New York, NY, USA (2013). <https://doi.org/10.1145/2433396.2433409>, <https://doi.org/10.1145/2433396.2433409>