

# Expert covariational reasoning resources in physics graphing tasks

Charlotte Zimmerman,<sup>1</sup> Alexis Olsho,<sup>2</sup> Michael Loverude,<sup>3</sup> and Suzanne White Brahmia<sup>1</sup>

<sup>1</sup>*Department of Physics, University of Washington*

<sup>2</sup>*Department of Physics and Meteorology, US Air Force Academy*

<sup>3</sup>*Department of Physics, California State University Fullerton*

(Dated: June 2, 2023)

Developing and making sense of quantitative models is a core practice of physics. Covariational reasoning—considering how the changes in one quantity affect changes in another, related quantity—is an essential part of modeling quantitatively. Covariational reasoning has been studied widely in mathematics education research, but has only begun to be used in physics education research. We present evidence from three studies of 25 individual interviews with physics experts, in which the experts were asked to reason out loud while generating graphical models. We analyze the studies through the lens of covariational reasoning frameworks from mathematics education research, and determine that the frameworks are useful but do not completely describe the covariational reasoning of the physics experts we interviewed. From our data, we identified reasoning patterns that are not described in the mathematics education research that, together with the mathematics covariational reasoning frameworks, begin to characterize *physics* covariational reasoning.

## I. INTRODUCTION

Learning to model the physical world quantitatively is a key objective of courses in physics, math, and other mathematics-based disciplines [1–3]. Reasoning quantitatively is at the heart of what it means to “think like a physicist.” There is a large body of research in physics education that has examined the role of conceptualizing mathematics in how students reason about physics [4–8]. Emergent from this research is evidence that quantitative reasoning is fundamentally different in a physics setting than in a purely mathematical one [9–14].

A central construct for this paper is *covariational reasoning*. Covariational reasoning is a common subject of mathematics education research [15–21]. A simple working definition is that covariational reasoning is the reasoning used when coordinating how two quantities vary. Mathematics education researchers have effectively operationalized covariational reasoning by creating a framework of “mental actions” that describes specific ways in which covariational reasoning can be observed in novice and expert mathematical reasoning [16, 19, 21]. Covariational reasoning, and the associated mental actions described by mathematics education research, resemble ideas widely found in physics;

e.g. in the immediate moments after a switch is closed in a circuit, the voltage increases as time increases. However, the rate of increase diminishes until the voltage reaches a steady value equal to the battery voltage.

The work described in this paper began as an effort to determine the extent to which covariational reasoning, as described by mathematics education researchers, is a useful lens through which physics reasoning can be studied. We began by replicating a study of expert mathematics covariation with physics experts and comparing the two populations’ reasoning. The replicated study involved novel graphing tasks—that is, the tasks prompted participants to relate familiar quantities in unfamiliar ways. The lack of familiarity with the relationship between the quantities was intended to prompt participants to use covariational reasoning. As our project with physics experts progressed, it became clear that covariational reasoning as described by mathematics education research is indeed a useful way to analyze reasoning by expert physicists, but that *physics* covariational reasoning encompasses a broader set of thought processes.

Therefore, we expanded our investigation into two questions:

- **Research Question 1:** In what ways are the covariational reasoning frameworks developed by mathematics education researchers productive for describing expert physicists’ modeling in novel graphing tasks?
- **Research Question 2:** What patterns do we observe in the covariational reasoning of physics experts as they solve novel graphing tasks?

We examine these questions across three studies: Study 1, in which we replicate mathematics education researchers Hobson and Moore’s 2017 study of expert mathematics covariational reasoning [20] with physics experts; Study 2, an extension of this work with tasks situated in more advanced physics contexts; and Study 3, an extension of Studies 1 and 2 with a broader population. We identify the ways in which the mathematics covariational reasoning framework is useful in analyzing physics experts’ reasoning, and propose five emergent reasoning devices and three problem solving modes that represent a wider set of thought processes related to physics covariational reasoning. While these devices and modes may not be exclusive to physics, they were prevalent throughout our experts’ reasoning and seem essential to a complete description of physics covariation.

## II. BACKGROUND

In this section, we situate our work in the current literature on covariational reasoning in mathematics and physics education research. As covariational reasoning is an essential part of developing, making sense of, and validating mathematical models [16, 22], we begin by reflecting on traditional perspectives on the mathematical modeling in physical contexts and how these perspectives relate to this work. We then discuss covariational reasoning as defined by mathematics education researchers, and examine work in physics education research on reasoning about rates of change through a covariational reasoning lens. Finally, we provide a brief

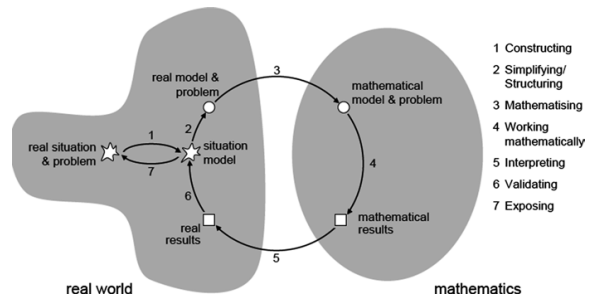


FIG. 1. The modeling cycle published by Blum and Leiß [23].

summary of expert mathematics covariational reasoning as described by Hobson and Moore [20], as their study forms the jumping off point of our research.

### A. Modeling and Covariational Reasoning

Modeling involves making connections between the real world and mathematics, as shown in Blum and Leiß’s modeling cycle (reproduced in Fig. 1) [23]. Research in mathematics and physics education demonstrates that attending to the physical meaning of a quantity is an essential part of modeling across many contexts [22, 24–27]. Reasoning about the meaning of quantities in a particular model is traditionally described as an initial and/or final step in the modeling cycle. However, a recent study of engineering students demonstrated that making sense of the meaning of the quantities involved in a particular model was a continuous activity throughout the modeling process [28]. These findings are in line with recent work that suggests reasoning mathematically in physics can be viewed as a blend of conceptual mathematical ideas and reasoning about the physical meaning of the quantities involved [10, 12, 13, 25, 29–32]. We take the blended nature of physics and math as a foundation of our research perspective. Therefore, we suggest that *physics* covariational reasoning is necessarily grounded in the meaning of the relevant physical quantities.

In mathematics education research, covariational reasoning is defined broadly as reasoning about how two or more quantities vary with respect to one another [19]. It has been studied in the context of mathematics for several decades, and is an essential tool for reasoning about a relationship between two or more quantities [15, 16, 18–20, 33–39]. Mathematics education researchers Carlson et al. developed a framework of *mental actions* (MA) and associated behaviors that effectively operationalizes covariational reasoning, and has been used by researchers to investigate covariational reasoning in student and expert statements [16, 19–21]. This original framework was based on results from a study in 1998 into undergraduate and graduate students reasoning about function [16, 40]. The framework was revised in 2017 [19], and summarized by Jones in 2022 [21]. We find Jones’ simplified and streamlined framework was most productive for our analysis [21], and a slightly modified version is shown in Table I.

Physics education researchers describe student reasoning about change using the language of proportional reasoning [9, 41–43] and scaling [44–46]. In the context of covariational reasoning, we argue that proportional reasoning is a *linear version* of covariation and that scaling could be described in the language of the mathematics covariational reasoning framework as Mental Action 4: Chunky Continuous, in which one might ask “if I double this, what happens to that?” Physics education research has already begun to benefit from integrating the language of covariational reasoning in investigations into mathematical modeling in physics [29, 47–50]. Incorporating the language of covariation has thus far been useful in physics education research, and we suggest this may be because it allows for descriptions of reasoning about change across a wide variety of continuous, functional relationships between two or more quantities [21].

Covariation in mathematics is centered on explicitly coordinating the change in one quantity with the change in another, i.e. “as time increases, the distance will also increase.” We will

refer to this as “direct” covariational reasoning. While direct covariational reasoning certainly appears often in physics, there is some preliminary evidence that covariation and reasoning about quantities more generally may have additional, distinct features in physics [25, 51]. In particular, early findings in our prior work suggest that physics covariational reasoning may involve a broader tool set than reasoning focused on the specific functional relationship between two quantities [48, 51], perhaps due to the blended nature of physics reasoning. In this paper, we will use the mental actions as described in Table I as a launching point for our investigation into physics covariational reasoning.

## B. Expert Mathematics Covariational Reasoning: Hobson and Moore’s 2017 Study

The first study described in this paper is a replication of an study conducted by Hobson and Moore in 2017 [20]. That study examined how expert mathematicians use covariational reasoning by asking several mathematics graduate students to complete novel graphing tasks. The authors considered graduate students to represent experts in the context of the introductory calculus problems, as graduate students are expected to “have sufficient experience engaging in tasks involving representing and reasoning about quantities” [20]. The graduate students were given animations developed by the researchers of three graphing tasks identical to those shown in Figure 1, with place names adjusted to the local region.

All three tasks asked participants to relate a particular quantity (e.g., the height of a Ferris wheel cart) to the total distance traveled of an object moving at constant speed. This was an intentional choice by the researchers, who noted the facility with time-based motion tasks that many experts in math-based disciplines have acquired. The research demonstrated that mathematics graduate students were likely to:

- (1) Directly covary the quantities asked for in the task (in some cases, with prompting from the interviewer), and

Label	Mental Action [16, 19]	Brief Description [21]	Example Behavior
MA 1	Recognize Dependence	Identify variables that are dependent	Labeling axes
MA 1.5	Precoordination	Asynchronous changes in variables	Articulating that first, one quantity changes, and then the other changes
MA 2	Gross Coordination	General increase/decrease relationship	Describing that as one quantity increases, another decreases
MA 3	Coordination of Values	Tracking variable’s values	Plotting points
MA 4	Chunky Continuous	Values changing in discrete chunks	Articulating that as one quantity doubles, the other triples
MA 5	Smooth Continuous	Continuous, simultaneous changes	Describing that the quantities vary together, smoothly and continuously

TABLE I. A summary of the covariational reasoning mental actions (MA) used in this study. The framework we provide here is a slightly modified version of that summarized by Jones in 2022 [16, 19, 21]. We use names and descriptions from Jones’ summary. Numeric labels and example behaviors were added by the authors and correspond to the original mental actions from the 2002 framework, with the addition of 1.5 for “precoordination”, for ease of reference within this paper.

- (2) Equally divide the domain of the task, or large sections of the motion, into small sections to compare the change in the two quantities and then map these equal segments to their graphs [20].

In this paper, we report the results from our replication study and compare our observations to those provided by Hobson and Moore. We then discuss the results from the extension studies that examined a broader set of physics contexts and included a larger population. We report on the patterns we observed across all the studies as physics experts reasoned covariationally.

### III. METHODS

In this section, we describe the methods, population, and interview tasks used to conduct the series of studies. We discuss the two analytical approaches we used in our coding process—grounded theory and thematic analysis—to account for the difference between Study 1, during which we were informed only by our literary re-

view, and Studies 2 and 3, during which our analysis was influenced by our experiences from Study 1. Finally, we describe how we sought patterns in the coded data to address our two research questions.

#### A. Study Design

This work was situated at a large, R1 university in the Pacific Northwest. The population across the three studies included 20 experts, nine of whom were female or non-binary identifying and 11 of whom self-identified as male. The pool of experts spanned from first-year graduate students through tenured professors with over 30 years of experience. The population also spanned a variety of physics subfields, including both experimentalists and theorists. An effort was made to include diversity across race and country of origin. We categorize the graduate students into two groups: those who were early in their graduate career and were still enrolled in required courses, and those late in their graduate career who were fully engaged in research. We entered the re-

	Study 1: Replication	Study 2: Extension	Study 3: Faculty
Subjects	10 Graduate Students	5 Graduate Students from Study 1 5 New Graduate Students	5 R1 Faculty
Tasks	Going Around Tacoma Ferris Wheel Square Track	Gravitation / Electric Charge  Drone Intensity	Gravitation Ferris Wheel  Drone Intensity

TABLE II. A summary of the differences between the populations and tasks across the three studies.

search study assuming all of our participants to be experts in the physics contexts of the tasks across all three studies. We discuss how the populations compare in the findings.

Study 1 was a replication of the Hobson and Moore 2017 investigation into expert covariational reasoning that was conducted with mathematics graduate students (see Sec. II B). In order to study expert physics covariational reasoning, we repeated their study with a population of physics graduate students. Study 2 was an extension of Study 1, using new tasks situated outside of constant motion contexts. Constant motion contexts are so commonplace for physics graduate students that they are likely part of their everyday thinking. We hoped to elicit a wider variety of reasoning by asking the graduate students to engage with less-familiar contexts in Study 2.

Study 3 was conducted with five tenure-track or tenured physics professors. The intent was to see if the patterns we noticed in graduate students’ reasoning were present in faculty members’ reasoning, and if any new patterns might emerge. Study 3 used a subset of tasks from the Studies 1 and 2 (see Table II).

In all three studies, participants were solicited by email and offered a gift card to a local coffee shop as a thank you for their time and effort. An interview involved one interviewer and one participant. During each interview, the participant was presented with a handout of three to four graphing tasks. Participants had access to a computer that allowed them to interact with short animations associated with each prompt.

Each task prompted the participant to create a graph to represent the relationship between two quantities. The participants were invited to move between questions at their own pace, and play the animations as desired. The interviews lasted between 25 and 50 minutes, depending on how long the participants chose to work on the tasks. The participants were encouraged to think aloud while they created their graph, and the interviewer asked follow up questions after the participant expressed they were finished with all of the tasks. The interviews were audio recorded; initial transcripts were created automatically using the Otter.ai software program [52], and were subsequently hand corrected.

The following sections discuss details particular to each study, including a brief description of the tasks. A summary comparison of the populations and tasks used in the three studies can be found in Table II.

## B. Study 1: Replication Study

In Study 1, we followed the procedure described in Hobson and Moore’s 2017 paper. We used the same tasks as those they administered with minor modifications of the place names to reflect the local area (Fig. 2). We included both written descriptions and animations of each task’s context. We recruited 10 physics graduate students to participate as our experts, consistent with the original study [20].

Each task prompts the participant to create a graph that relates a particular quantity to the

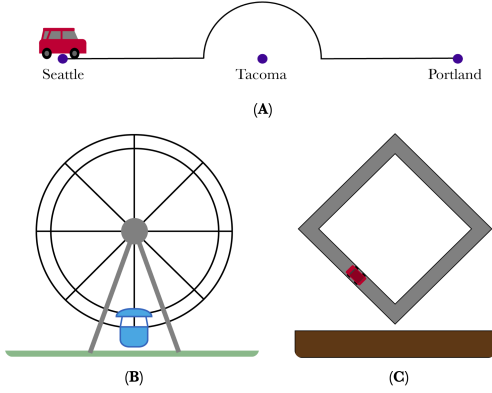


FIG. 2. Stills from the animations associated with tasks administered in Study 1: (A) Going Around Tacoma, (B) Ferris Wheel, and (C) Square Track. All tasks asked participants to create a graph that related a particular quantity (distance to Tacoma, height of the cart, and distance from the cart to the wall, respectively) to the total distance traveled of an object in constant motion. These graphing tasks are identical those in the original study conducted by Hobson and Moore [20], with the exception that we changed the place names in Going Around Tacoma.

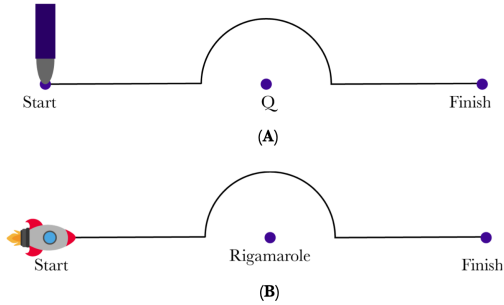


FIG. 3. Stills from the animations associated with the first task administered in Study 2. Participants either saw (A) Electric Charge or (B) Gravitation. The tasks prompt participants to create a graph that relates either the electric or gravitational potential and the total distance traveled of the probe or spaceship, as it moves at constant speed from start to finish.

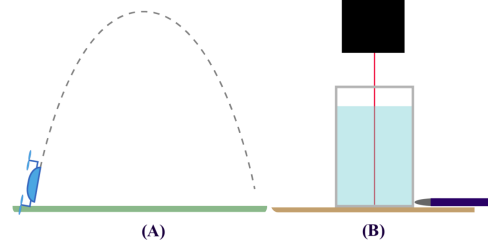


FIG. 4. Stills from the animations associated with the second and third tasks administered in Study 2: (A) Drone, in which participants were prompted to create a graph that relates the height to the angle of the drone, flying in the arc shown, and (B) Intensity, in which participants were prompted to create a graph that relates the intensity measured by the probe at the side of the liquid column to the total distance traveled of the probe as it moves from the bottom of the column to the top.

total distance traveled by an object (Fig. 2). In the first task, Going Around Tacoma, participants are asked to relate the distance from Tacoma and the total distance traveled by the car. In the second task, Ferris Wheel, participants are asked to relate the height of the Ferris wheel cart and the total distance traveled by the cart. In the third task, Square Track, participants are asked to relate the distance of the go-cart from the wall to the total distance traveled by the go-cart.

### C. Study 2: Extension Study

The extension study was designed upon reflection of the results from the replication study (Study 1). The interviewers noticed that the physics graduate students were so well acquainted with motion-based tasks that few of the graduate students engaged in direct covariational reasoning—that is, they were unlikely to compare the change in one quantity to the change in another, and instead assigned functional relationships between the two quantities [51]. The similarities and differences in the patterns from our interviews are compared to those reported by Hobson and Moore thoroughly in

#### Section IV A.

In order to better understand how physics experts use covariational reasoning, a new set of three tasks were developed using physics contexts outside of constant motion. A summary of the tasks can be found in Figures 3 and 4. We designed two isomorphic versions of the first task, Going Around Tacoma. One version, Electric Charge, asks the participants to relate the electric potential measured by a probe and the total distance traveled as the probe moves around a charge (Fig. 3A). The other version, Gravitation, asks participants to relate the gravitational potential of the system and the total distance traveled of a rocket ship as it moves around a planet called Rigamarole (Fig. 3B). Half of the graduate students were given Electric Charge, and the other half were given Gravitation.

The second task, Drone, was designed to relate two familiar quantities—height and angle—in a novel way (Fig. 4A). The task asks participants to relate the height of a drone to the angle the drone makes with the horizontal axis, with the constraint that the drone is designed to tilt such that its axis is always aligned with its velocity vector. Finally, the third task, Intensity, depicts a laser shining through a column of liquid and asks participants to relate the intensity measured by a probe and the total distance traveled by the probe as it moves upward along the column of liquid (Fig. 4B). All of the graduate students saw both Drone and Intensity.

Five graduate students from the first study elected to participate in the extension study, and five additional graduate students were recruited to ensure there was no bias from participating in the first round.

#### D. Study 3: Faculty Study

The final study probed whether the patterns that emerged amongst graduate students could be observed in faculty reasoning and whether any new patterns emerged in a population with more extensive physics experience. The tasks for this study were chosen based on the re-

searchers' experience with the tasks in the first two studies. Ferris Wheel, Gravitation, Drone, and Intensity had been most successful at eliciting covariational reasoning.

Five faculty members were recruited individually by email based on their strong engagement with teaching. We considered engagement with teaching as a measure of those faculty that may be most likely to be able and willing to think aloud about their reasoning.

#### E. Data Analysis

The interviews were analyzed through an iterative, qualitative coding process. For Study 1, the research team's analysis was informed by prior literature on covariational reasoning in mathematics education research, as well as prior literature on proportional reasoning and scaling in physics education research. The aim of Study 1 was to investigate the similarities and differences in the ways the physics graduate students reasoned covariationally, as compared to the covariational reasoning of mathematics graduate students reported in Hobson and Moore's study. However, we wanted to ensure that the results rose out of the data itself. We chose to set aside the mathematics covariational reasoning framework and employed a modified grounded theory approach [53] to seek patterns in the data. A grounded theory approach provided a framework to acknowledge the prior knowledge the research team brought to the analysis and to reflect the effort made to seek emerging codes from the data.

Studies 2 and 3 were conducted after Study 1 was analyzed. A thematic analysis framework [54] was used to account for the ways in which the results of Study 1 impacted the research teams' interpretation of the data. Thematic analysis provides a structure for the research team to seek emergent patterns while keeping a record of how prior experiences with the subject may be influencing the choices they make. To ensure the codes were grounded in the data, research team members met regularly during the coding process to discuss how the data sup-

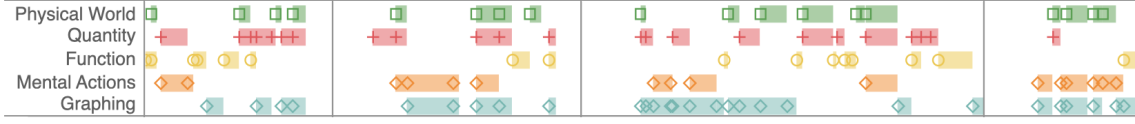


FIG. 5. An example time on task chart for a faculty member from Study 3. The horizontal axis represents normalized time, or the fraction of time on task. The symbol represents the time the category was coded, and the band represents the duration that the interviewee was engaged with that kind of reasoning.

ported the particular codes that emerged. Studies 2 and 3 were coded together using the same codebook.

For each set of studies, the lead researcher cyclically coded the transcripts for emergent patterns related to quantitative reasoning. Between coding cycles, the lead researcher conferred with the research team to establish inter-rater reliability and wide-spread agreement with the coding scheme. We established code categories by independently clustering codes, and then discussing our clusters as a group until consensus was reached. The resulting code categories that are pertinent to the discussion in this paper can be found in the Appendix.

The codes and code categories allowed us to compare small pieces of reasoning to the mathematics covariational reasoning framework, and begin to pull apart the similarities and differences between the reasoning of mathematics and physics experts. For example, when we compared the emergent code categories from Study 1 to the framework in Table I, we found some important connections between the codes we identified and the mental actions in the mathematics covariational reasoning framework (see Section IV A). As a result, we used these mental actions as codes in Studies 2 and 3.

It was also evident that there were larger patterns across the experts and tasks for all three studies. Therefore, we sought patterns between code categories to characterize the ways in which physics experts engaged with covariational reasoning as part of the wider group of strategies they used to solve the tasks. We approached this pattern analysis differently for Study 1 and for Studies 2 and 3 to account for

our prior experience; our process for each is described in detail in the following sections.

### 1. Study 1 Data Analysis

To seek patterns between code categories for Study 1, two members of the research team performed a card-sorting task [55, 56] to characterize larger patterns in expert reasoning. They separately grouped sections of coded transcript based on the ways participants expressed their reasoning. The two researchers compared their findings and compiled a list of reasoning patterns that were observed across all participants. Each pattern is associated with one or more code categories.

### 2. Studies 2 and 3 Data Analysis

Studies 2 and 3 were led by the same researcher who led Study 1. In order to mitigate confirmation bias while interpreting the patterns in our code categories, we opted out of using a card sorting task and instead created a timeline (see Figure 5) for each participant. The timelines are plots that show the code categories assigned to a participant over time. Each plot shows the fraction of total time on task along the horizontal axis, and a mark for each code category at the each moment it was assigned. The tails associated with each mark show for how long the participant was engaged in that code category. Each code category is plotted with a different shaped mark and color. Therefore, this method allowed the research team to find patterns between colors in



the diagrams and then draw conclusions about how code categories may be interacting, grounding the analysis in the data.

The research team sought patterns in the code categories by looking for categories that occur at the same time and categories that rarely appear together. As an example, consider the patterns in Figure 5. The code category “Quantity,” which includes symbolizing and relating quantities to one another, often appears at the same time as the code category “Physical World,” which includes making sense of the physical context of the task. In contrast, the code category “Function,” which includes assigning functional forms, often appears next to—but not at the same time as—the code category “Mental Actions,” which includes the mental actions from the mathematics covariational reasoning framework.

Once initial patterns were identified across the 15 interviews in Studies 2 and 3, we went back into the transcripts to examine how the participants described their thought processes and what behaviors were observed by the interviewer at those moments where code categories coincided or were apart. We then iteratively went back and forth between the timelines and the transcripts to characterize the patterns we observed.

During this time, some new patterns emerged, some were revised and clarified, and others were set aside. For example, the code category “Graphing,” which describes behaviors associated with drawing a graph, often appears at the same time as “Mental Actions” in Figure 5. The transcript reveals, however, that this is because the mathematical mental actions describe reasoning that is closely tied to graphical behaviors (e.g. identifying that two quantities are related is tightly associated with the behavior of labeling the axes of a graph). This relationship is well documented in mathematics education research, and taken as a premise of the mathematical mental actions. Therefore, we did not further characterize this relationship.

## IV. FINDINGS

Three main patterns emerged:

- A. Physics experts engaged with covariational reasoning in some ways that align with the mathematics covariational reasoning framework (towards RQ1).
- B. Physics experts used a set of five distinct “reasoning devices” that were not well described by the mathematics covariational reasoning framework (towards RQ2).
- C. Physics experts broadly engaged in three different modeling modes when they were solving covariational graphing tasks (towards RQ2).

During our analysis, we also found empirical evidence of the intertwined nature of physical sense-making and mathematical modeling. This integrated way of reasoning about math and physics was an essential part of how all experts engaged with the tasks. In this section, we first discuss the relationship between math and physics, as it underlies the rest of our analysis. We will then discuss the main findings in the subsections that follow.

While we did not intend to investigate the relationship between the meaning of the physical quantities and conceptual mathematics, it was a consistent finding that was integral to how the experts reasoned covariationally. As the example timeline in Figure 5 shows, the “Physical World” and “Quantity” code categories often appeared at the same time. Here, our code category “Physical World” represented when the experts were relating their reasoning back to the context of the task. “Quantity” referred to when experts symbolized a quantity, discussed its mathematical structure, or related one quantity to another. In particular, we found that 78% of the time that Quantity was coded, Physical World was as well. While this makes sense because they are reasoning about covariation in a physics context, we note that mathematicians rarely do this.

The majority of the time these codes coincided, it was because the research team could

not separate the two ideas within a single utterance. For example, one expert working on Gravitation stated:

“It’s got to be negative one over R. Because I want it to fall in.”

We stated in Sec. II that we take the blended nature of physics and mathematics as a foundation of our research perspective and our evidence supports this perspective. We suggest that the rest of the findings presented here should be interpreted as all involving a blend between physics and mathematical reasoning. This finding warrants a more thorough discussion than is appropriate here, and we are preparing a subsequent report to describe our findings in detail.

#### A. Seeking Mathematics Mental Actions in Physics Expert Reasoning

Research Question 1 states, “In what ways is the covariational reasoning framework, as defined by mathematics education researchers, productive for describing how expert physicists reasoned while solving novel graphing tasks?” We found that the mathematics covariational reasoning framework (Table I) was helpful to describe the physics experts’ reasoning in all three studies.

In Study 1, we made an effort to set aside the mathematics covariational reasoning framework to seek emergent codes from the data. Once the data were fully coded, we were able to draw connections between the codes and some of the mental actions described in the mathematics covariational reasoning framework. We found that MA 1 (Relating Quantity), MA 2 (Gross Coordination), MA 3 (Coordination of Values), and MA 4 (Chunky Continuous) were all present in the codebook (see the Appendix for more details about the codes themselves). However, we note that we were unable to relate any of the codes that emerged from our analysis to MA 5 (Smooth Continuous).

In Studies 2 and 3, we used MA 1-4 as codes under the code category “Mental Actions.” These codes were very productive towards characterizing physics experts’ reason-

ing. However, there were other code categories which we consider to be related to the broader definition of covariational reasoning—how the changes in one quantity are related to changes in another quantity—but are not well described by the mathematics covariational reasoning framework.

Research Question 2 states, “What patterns do we observe in the reasoning of physics experts as they solve novel graphing tasks?” We identified five “reasoning devices”—thought processes and behaviors that experts used in while reasoning covariationally—and three larger modes that physics experts engaged in to create graphical models. These reasoning devices and modes are distinct from MA 1-5, but are all representative of covariational reasoning more generally. The following two sections define the devices and modes, and discuss how they are related.

#### B. Reasoning Devices

During the card-sorting task for Study 1, we identified five patterns of expert reasoning that are only partially described by the mathematics covariational reasoning framework. These patterns were consistent across populations and tasks during Studies 2 and 3, and they encompass many of the code categories that were different than the mental actions. We call these “reasoning devices,” to illustrate that they are a combination of how the experts described their own reasoning while talking out loud and the graphing behaviors we observed the participants perform. In the following subsections, we describe each of these reasoning devices and the associated mathematics mental action (MA 1-4), if any. A summary of the reasoning devices can be found in Table III.

##### 1. Proxy Quantities

We define a “proxy quantity” as a quantity that is not present in the prompt of the task, but brought in by the interviewee to replace

Reasoning Device	Related MA	Description	Example
Proxy Quantity	MA 1	A quantity used to replace another to make the task easier to think about.	“It’s going at a constant rate. So time maps one-to-one to, uh, distance traveled.”
Regions of Consistent Behavior	MA 2	Separating a domain into sections that are modeled by the same function.	“So there’s a moment when they’re doing that loop around Tacoma—looks like half a circle. So that’s going to be a constant distance.”
Physically Significant Points	MA 3	Plotting only those points that hold physical significance.	“So it’s starting and finishing the same distance away...[plots end points]”
Neighborhood Analysis	MA 4	Examining the rate of change of one quantity with respect to another over a “small chunk” around a physically significant point.	“So it’s, it’s angular velocity has to be faster when it’s in the narrow part of the peak...[and] I have more, more, change in the angle for smaller change in the height.”
Compiled Models	[none]	The strong association between a particular functional form and a physical context.	“And as you get closer the potential is one over R. So I’m literally just plotting one over R.”

TABLE III. The reasoning devices identified from the physics experts’ descriptions of their reasoning as they thought out loud while solving novel graphing tasks. Each reasoning device is associated with—but not the same as—a covariational reasoning mental action identified by mathematics education research (described in Table I).

another. We observed that it was often done to make the task easier to think about. The use of proxy quantities is characterized by an interplay between MA 1 and codes related to defining, relating, and symbolizing quantities [57]. All physics experts were observed to use proxy quantities.

During our interviews, we found use of proxy quantity occurred most often when participants substituted time for total distance during constant motion tasks. For example, a graduate student working on Going Around Tacoma said:

“It looks like they’re going at a constant speed, so total distance is just going to map to time.”

They then proceeded to solve the three tasks in Study 1 by thinking out loud about time instead of total distance while simultaneously labelling the horizontal axis as total distance.

We note that proxy quantities were also observed between quantities that were not related to motion. For example, one graduate student found it easier to think about the number of particles than the intensity during the Intensity task:

“I want to say the number of particles is proportional to the intensity... I don’t know if there’s a square in there or not.”

They proceeded to solve the task relating number of particles to the depth of the liquid, and then translated the number of particles to intensity, and depth of the liquid to the total distance traveled of the probe.

## 2. Regions of Consistent Behavior

The use of “regions of consistent behavior” is defined as dividing a task based on what parts

of the domain make sense to be modeled by the same function. We observed that the boundaries between regions were often identified by an abrupt change in motion, and experts tended to focus on modeling one section at a time. This reasoning device is characterized by an interplay between MA 2 and problem approaches such as breaking down the problem into functionally distinct parts [58]. All physics experts were observed to use regions of consistent behavior.

When dividing the tasks into sections in Study 1, all graduate students divided Going Around Tacoma into three sections: traveling from Portland to the semi-circular path, going around the semi-circular path, and traveling to Tacoma. For example, one graduate student says upon watching the animation:

“So just from the picture, I’m just going to split it up into each [of the] segments just because it’s easy to find the distance from two lines, and then just from half of a circle.”

This observation was consistent across Studies 2 and 3 for the analogous tasks, Gravitation and Electric Charge. Every graduate student in Study 1 also divided Square Track into two sections: going towards the wall and going away from the wall. They all recognized that the turning behavior at the midpoints to the wall did not affect the distance of the cart to the wall.

Experts did not necessarily consider the sections “in order.” Rather, they were likely to model each section independently, in whichever order made the most sense to them. For example, many experts began Going Around Tacoma, Gravitation or Potential by first drawing the middle section.

### 3. Physically Significant Points

The use of “physically significant points” is defined as choosing and plotting a small number points that hold physical meaning. For these tasks, this physical meaning might represent bounds of a quantity (the maximum or

minimum) or important inflection points (e.g., the sides of the Ferris wheel). We observed that experts often chose physically significant points as a first step towards modeling the tasks. This reasoning device is characterized by an interplay between MA 3 and behaviors such as labeling points on a graph or diagram [59]. All physics experts were observed to use physically significant points.

For example, one graduate student began Electric Charge by choosing some points:

“So I start at some small positive, go to some bigger positive, stay there, and then go back to my initial point.”

They plot four points to represent this story, and then complete their graph saying, “And it’ll go like one over  $R$  in between.” Many of the interviewees were not sure how to begin with the tasks in Studies 2 and 3 that were less familiar, and nearly all of them chose to start by plotting points.

### 4. Neighborhood Analysis

“Neighborhood analysis” is defined by creating a smooth graph by choosing physically significant points and drawing small line segments centered around those points that represent the slope of the graph. This was typically followed by connecting these small line segments with a smooth curve and a verbalization of the second derivative. Neighborhood analysis was used when participants did not have a ready-to-apply model from prior physics experience. It is characterized by an interplay between MA 4 and graphing behaviors such as sketching slopes [60]. A majority of physics experts used neighborhood analysis.

For example, a graduate student checking the curve they drew for Drone stated:

“Because like, the angle is changing really quickly near the middle. You kind of think the derivative should be bigger there. And it sort of is, like, if I look at two, you know, two points around the middle. Like it’s changing a lot faster than say two points here [gestures to the far left of their graph].”

This graduate student observed that the angle appears to change faster at the apex of the curve than on the sides, and used that as justification for the slope tangent to the curve at corresponding points on the graph.

### 5. *Compiled Models*

Finally, we define the use of “compiled models” as accessing an already-known model for a particular physical context that carries with it a common functional relationship between two or more quantities. The “ $1/R^2$ ” model for conservative forces is a familiar example to all physicists. Accessing a compiled model provides the reasoner with a wide variety of resources about how two quantities relate to one another. We observed experts use compiled models frequently for tasks that had familiar physical contexts. It is a code category that emerged from data analysis during Study 1, and was included as a code in Studies 2 and 3 (for more information, please see the Appendix). Compiled models is not associated with a mental action besides MA 1 (which we consider trivial in this context), because it involves the application of a model and often does not engage direct covariational reasoning. All experts were observed to use a variety of compiled models.

For example, upon reading the Ferris Wheel task and watching the animation, one graduate student stated:

“I feel like this is where my like, understanding of trig functions really comes in handy. Because I know this is a circle. And so the height goes like a trig function.”

This graduate student then quickly generated a

graph using the initial position of the cart to determine the phase of the sine function.

We observed a number of compiled models in various contexts: in constant motion contexts, a linear function that relates distance and time ( $d \propto t$ ); in scattering light contexts, an exponential function that relates intensity and depth ( $I \propto e^{-y/y_0}$ ); and in potential energy contexts, an inverse function that relates potential energy and distance from the source ( $U \propto 1/r$ ).

These associations manifested verbally (“So potential goes like  $1/R$ ”), symbolically, and graphically, suggesting that they hold deep meaning to the user. They were often used in conjunction with proxy quantities to form a final model for the task, or were used to justify the use of a proxy quantity. Because compiled models rely on familiar mathematical models, they are one way that expert physicists were able to arrive at an answer to the tasks without engaging with direct covariational reasoning besides MA 1.

These five reasoning devices often simplified the covariational reasoning tasks, reduced cognitive load, and reduced direct use of covariational reasoning (i.e. explicitly comparing the change of one quantity to another). However, we suggest that these devices appear to be in part habitual, and the avoidance of direct covariational reasoning was likely unintentional.

In addition to simplifying the tasks as part of using reasoning devices, we also observed physics experts simplify tasks explicitly using arguments about symmetry and limiting cases. This result adds to other research in physics education on simplification techniques and limiting cases [61]. Recent work has reported that students who were prompted to evaluate the validity of proposed mathematical expressions for problems in introductory physics used a variety of strategies to do so including the canonically taught strategies of limiting/special cases, unit checking, and considering reasonableness of numbers [50]. In a recent study of expert techniques when problem solving across scientific fields, 100% of those interviewed were observed to consider what assumptions and sim-

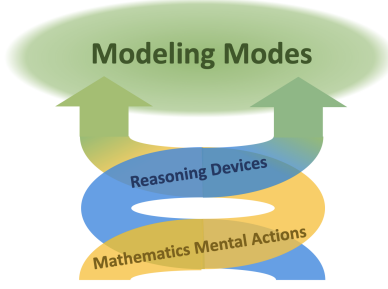


FIG. 6. The modes identified in our data are representative of a combination of covariational reasoning mental actions as described by mathematics education research and the reasoning devices we identified in Section IV B.

plifications they could make [62]. Therefore, we focus our analysis on thought processes associated more closely with direct covariational reasoning.

### C. Modes for Graphical Modeling

Our third main finding is that physics experts were likely to engage in one of three modes when graphically modeling the relationship between two quantities. These modes are larger patterns of reasoning that describe the integrated ways in which experts were engaged with covariational reasoning as described by the mathematics education research frameworks (Table I) and the reasoning devices described in Sec. IV B (Table III). This relationship is shown in Figure 6. In this section, we describe how these modes were identified, how they are defined, and how they relate to one another.

During our examination of the participants timelines in Studies 2 and 3, we sought patterns between the code categories. A striking pattern emerged: there was a consistent interplay between the code categories “Function” and “Mental Action,” as shown in Fig. 7. The code category “Function” describes how experts reasoned using functional forms (i.e. linear, quadratic, exponential, etc.); it includes applying a Compiled Model and using Neighborhood

Analysis (as described in Table III). The code category “Mental Actions” consists of MA 1-4 from the mathematics covariational reasoning framework [63]. The interviewees tended to go between these two code categories while modeling—the categories rarely appeared at the same time, and physics experts were likely to use one and then the other back-to-back. The data clustered to three modes of interplay between Function and Mental Actions, which we call Function Knowing, Choosing, and Generating.

Here we use *function* to refer to the functional form of a relationship between two quantities that describes how two quantities change together. This relationship can be expressed both graphically and symbolically. For example, a quadratic function can be represented symbolically  $y \propto x^2$  and as a parabolic shape in which the dependent quantity varies smoothly in proportion to the independent quantity squared. For the purposes of this work, we consider both of these to be “reasoning about function.” Across tasks and expert populations, we observed physicists use the phrase “goes as” or “goes like” to refer to such a relationship (ex: “the height goes like a sine function”). We view the use of the phrase “goes as” or “goes like” to be a clue that someone is engaged in reasoning about a functional relationship between two quantities [64].

#### 1. Defining Function Knowing, Choosing, and Generating

In this section, we define the three modes, Function Knowing, Choosing, and Generating, and present evidence from across the three studies. We note that the distinctions between Function Knowing, Choosing and Generating are not hard and fast; there were many instances where the research team held discussions about whether a particular portion of transcript was better characterized as one or another. We suggest that these modes describe a spectrum of approaches to modeling from recognizing a well-modeled physical situation to-

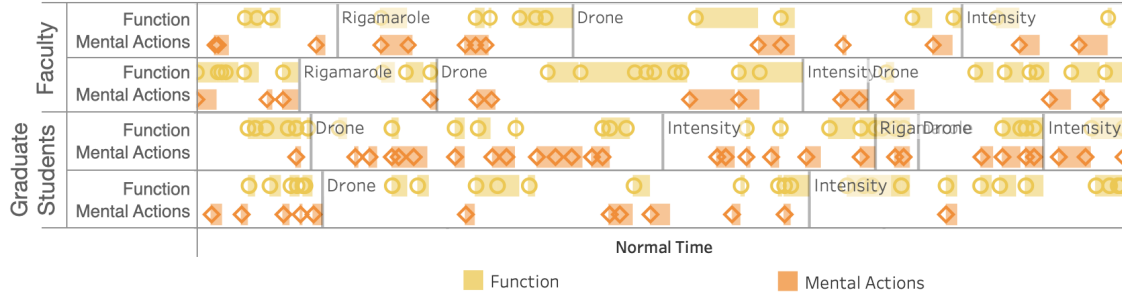


FIG. 7. Four examples of the interplay between Function and Mental Actions across Studies 2 and 3. These examples were chosen because they are illustrative of the trends we saw for both faculty and graduate students. The horizontal axis represents time on task, and is normalized across participants.

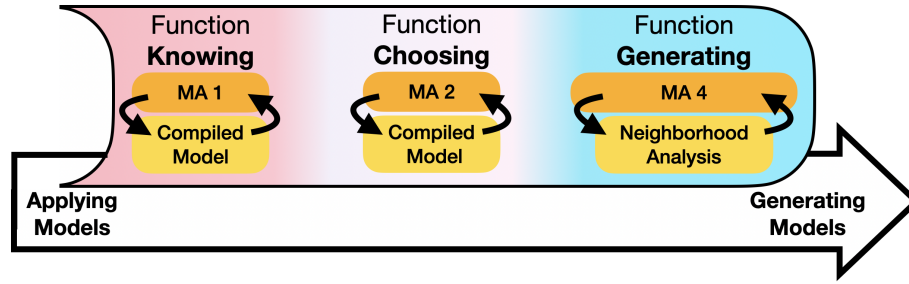


FIG. 8. This figure depicts the modes we observed experts engage in when modeling, and the interplay between the mathematics mental actions and reasoning devices for each mode. The modes are shown to lie along a spectrum from Applying to Generating Models.

wards generating a model where one doesn't exist. This is represented by the arrow in Fig. 8, which goes from Applying Models to Generating Models.

**Function Knowing** is characterized by accessing a compiled model and applying it to the context using important, physically relevant points (such as those described by the initial conditions of the task). Function Knowing often involves the use of proxy quantities to make sense of the accessed model in the context of the task. It is described by an interplay between MA 1 and the use of compiled models (Fig. 8).

For example, upon seeing the Ferris Wheel task, many of our interviewees immediately identified the context as circular motion, and that they would need to use a trigonometric function. Most then reasoned about how to

“map” between time and total distance to make sense of their initially accessed model that related height and time.

**Function Choosing** is characterized by using the general trend between physically significant points to choose between a handful of compiled models. It is described by an interplay between MA 2 and Compiled Models (Fig. 8).

For example, during Intensity, many experts reasoned that the lowest intensity was at zero distance traveled and the highest at maximum distance traveled. Then interviewees chose how best to connect the points by using the general trend between them and by reasoning about which functions made sense in the physical context—e.g. linear or exponential.

**Function Generating** is characterized by using Neighborhood Analysis: determining the

Reasoning Mode	Item	Example
<b>Function Knowing</b> Quickly associating a physical context with a known mathematical model.	Gravitation	“I want to talk about the gravitational potential energy of the entire system. Okay, so gravitational potential energy goes as $1/R$ , one over the total radius to the system.”
	Ferris Wheel	“So, the total distance traveled is proportional to the time because it’s moving at constant speed.”
<b>Function Choosing</b> Plotting physically significant points and using the trend between them based on the physical context to choose a function.	Intensity	“And so we expect that at the maximum distance traveled, the intensity will be greatest. And as light is absorbed, it will get less great...I have no idea. I would expect, and it depends if its in the linear regime, how exactly it will go. But naively, I’d expect that it’d be roughly linear.”
	Intensity	“So at the top, you’ll get the maximum intensity here and it will drop—it will drop according to some some curve that depended on this. It could be an exponent—and likely an exponential. It really would—should be, uh—should be an exponential fall because the differential probability of having less light drives the thing.”
<b>Function Generating</b> Connecting physically significant points with a smooth curve using the rate of change as a guide.	Drone	“The top—basically, the height changes the most slowly, and then the bottom...and, well, as you increase the angles, the height goes—changes faster. So you should have a similar trajectory as you would see in the picture. But how exactly it is, is a different question. I think you can’t solve this question quantitatively, but qualitatively you can draw a curve like this.”

TABLE IV. The ways in which experts engaged with mathematical modeling while using covariational reasoning during graphing tasks.

rate of change at a small number of physically significant points and then plotting the points along with small line segments that represent the slope of the curve at those points. The points are then connected with a smooth curve using the line segments as a guide. Some participants would name the function that looked like the curve they drew, and others simply ended the task with the graph. It is described by an interplay between MA 4 and Neighborhood Analysis (Fig. 8).

Examples of each pattern are shown in Table IV. These examples also help to demonstrate the distinctions between the three approaches. In the examples of Function Knowing, both speakers have a model ready at hand, and spend their time deciding how to apply

it. In the examples of Function Choosing, the speakers use the general trend between points to choose between a handful of possible models. Finally, in the example for Function Generating, the speaker does not identify a possible function and instead is guided by their understanding of the first and second derivative. We note these approaches are emergent from the data and are therefore necessarily reliant on the ways the experts chose to talk about how they were reasoning. However, they do give us some insights into common approaches expert physicists took when solving graphical covariational reasoning tasks.

Across all three studies, Function Generating was consistently the last-resort option: experts were likely to begin with Function Knowing or



Choosing and finally engage in Function Generating only if Function Knowing or Choosing had failed. Figure 8 illustrates the spectrum we observed from applying models with Function Knowing to developing new models with Function Generating. The arrow from Applying to Generating Models is inspired by Tall's 2008 diagram of proceptual reasoning where it represents increasing sophistication [65]. In Figure 8, we suggest the arrow is illustrative of increasing cognitive load and the observed reasoning progression.

## 2. Evidence of Function Knowing, Choosing and Generating from the Studies

We predominately observed Function Knowing and Choosing during Study 1. For Going Around Tacoma and Square Track, every expert associated the constant motion context with a linear relationship between the distance asked for in the task and the total distance traveled. Therefore, the time spent on these tasks was focused on connecting physically significant points with straight lines.

During Ferris Wheel, the majority of the graduate students held strong associations between the circular motion context and trigonometric functions. They quickly identified that they needed a sine function, and used initial conditions to identify the phase and the amplitude:

“So our height is just going to be kind of going sinusoidal...[and the cart] started out at highest point [draws curve].”

Function Generating was used during Ferris Wheel by three of the ten graduate students in Study 1. These participants did not demonstrate an activated association between circular motion and trigonometric functions, and instead examined the rate of change at particular points in order to determine the graph. For example, one graduate student stated:

“So those — kind of — be some kind of curvature to- to this.

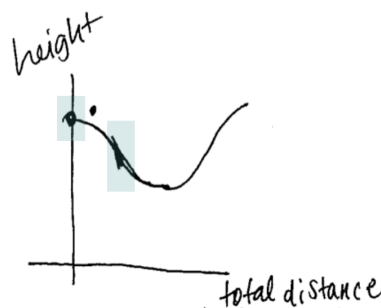


FIG. 9. A graduate student's work from Ferris Wheel that demonstrates Function Generating reasoning; the point and line segment they used are highlighted in green.

So towards the halfway point, when it's almost, when it's halfway to the bottom, the speed should be the greatest. And then otherwise, it should be like — should kind of have a lower slope....

So low to high slope back to low slope.”

This student drew small line segments to guide their reasoning, and then connected them with a smooth line to form their final graph (Fig. 9).

Studies 2 and 3 were designed to probe expert reasoning outside of constant motion (and circular motion) contexts. Two of the tasks, Gravitation (and Electric Charge) and Intensity required physics knowledge to solve, and therefore necessarily required either Function Knowing or Choosing. However, these contexts were less familiar to most participants and we observed that graduate students were likely to toss out several different models while engaged in Function Choosing. For example, one graduate student stated:

“Not going to use it, but intensity is proportional to the magnitude of the field squared.

Yeah, I'm not going to use that. Because...no, I mean, never mind, I can't use that. That is what that's what intensity is. But I'm not going to calculate....

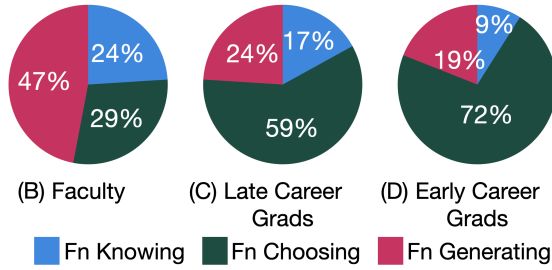


FIG. 10. The time participants in Study 2 and 3 spent Function Knowing, Function Choosing, or Function Generating as a percentage of time spent engaged in function reasoning.

Should I consider the situation...exponential from? I guess that's just me reaching for a model. That happens a lot. Exponential wouldn't make sense. That's like skin depth penetration. That would be like a beam hitting a conductor."

This line of reasoning was ultimately productive for the graduate student, as they were able to get some initial compiled models out of the way by realizing that the models did not apply to the question being asked. However, they also distracted themselves from the correct answer (exponential) with other content knowledge.

This example is provided to show the range of Function Choosing—for some, it was a process of choosing between compiled models that had physical meaning in the context of the task. For others, it looked like coming up with several possible models from physics that are related to the quantities involved, and working through which were relevant to the prompt. Faculty were more likely to engage in the former approach, and early career graduate students were more likely to use the latter.

Finally, Drone prompted participants to engage in Function Generating. This may reflect the fact that deriving an analytical solution is challenging and, as one faculty member said, "messy." Nearly every expert solved Drone by engaging with Function Generating, either as a check on an initially drawn curve or to develop a curve.

Across Studies 2 and 3, we found the graduate students were most likely to engage in Function Choosing, and faculty were most likely to engage in Function Knowing or Function Generating (see Fig. 10).

## V. DISCUSSION

This work seeks to characterize some ways that physics experts reason covariationally while solving novel graphing tasks. Research Question 1 asks "In what ways are the covariational reasoning frameworks developed by mathematics education researchers productive for describing expert physicists' modeling in novel graphing tasks?" We found that some of the ways mathematics covariational reasoning has been described were consistent with physics experts' reasoning, and some were not. Research Question 2 asks "What patterns do we observe in the reasoning of physics experts as they solve novel graphing tasks?" We found five reasoning devices and three modeling modes that were used consistently by all experts while reasoning covariationally. In this section, we describe how these findings relate to current literature and present a hypothesis for how *physics* covariational reasoning is distinct from that in mathematics.

### A. Comparing Mathematics and Physics Expert Reasoning

Our original study—Study 1—was designed as a replication study of Hobson and Moore's 2017 investigation into the covariational reasoning of expert mathematicians. In this section we examine Research Question 1 by considering how our findings are similar to and different from those of Hobson and Moore.

Hobson and Moore reported that mathematics graduate students:

- (1) Directly covaried the quantities asked for in the task (in some cases, with prompting from the interviewer), and

- (2) Equally divided the domain of the task, or large sections of the motion, into small sections to compare the change in the two quantities and then mapped these equal segments to their graphs [20].

In comparison to (1), we observed that the physics graduate students from Study 1 all used time as a proxy quantity for total distance. Hobson and Moore report that, after prompting from the interviewer, the graduate students they interviewed articulated a direct covariational relationship between the two distances in their equivalent of Going Around Tacoma. For example, they report that one student stated, “for every one mile you move towards the total distance towards [Portland] you’re still getting that one mile closer to [Tacoma]” [20]. In contrast, the physics graduate students working on Going Around Tacoma simply stated that because the objects moved at constant speed, distance “maps” to time. One of the graduate students went so far as to create a graph with respect to time. Upon realizing their mistake, they simply crossed out “time” and wrote “total distance” on the horizontal axis. No physics graduate students drew a direct connection between the two distance quantities while thinking aloud or during questioning by the interviewer. We suggest that this reflects how ingrained constant motion contexts are for physics experts, and perhaps also an indication of how ubiquitous proxy quantities are in reasoning about how quantities are related in physics.

We also found that physics graduate students were highly likely to section the domain of a task only if there were distinct regions of consistent behavior. Within a region of consistent behavior, the graduate students either applied an already-known model or used the rate of change to generate a graph. Rather than relate equal portions of change to gather points on the graph and justify a non-linear increase in one quantity for an equal increase in another, the physics graduate students considered nearly instantaneous rates of change centered on particular points and assumed a smooth connection between them.

We recognize that Hobson and Moore were

not attempting to characterize all of expert mathematics covariational reasoning; nor are we attempting to describe all of expert physics covariational reasoning. Rather, we take this replication study as an opportunity to consider how practices in the two fields may differ when reasoning about change. Recognizing the differences in how experts reason covariationally may be informative for instructors to reflect on their own reasoning about function and rates of change as it compares to what kinds of instruction their students may have received.

## B. The Emergent Reasoning Devices and their Relationship to the Mathematics Mental Actions

During our analysis across all three studies, we identified several reasoning devices that accompany covariational reasoning used by physics experts. We see these devices as closely related to many of the direct covariational reasoning mental actions defined by mathematics education researchers [16, 19] (towards Research Question 1). There are also ways that these devices are distinct, and we suggest these devices contribute to patterns of expert *physics* covariational reasoning when solving novel graphing tasks (towards Research Question 2).

Proxy quantities were consistently used by physics experts across most of the tasks. In particular, we saw that proxy quantities allowed expert physicists to use models they already knew efficiently and “map” the familiar model to the contexts and quantities the task asked for. We propose proxy quantities as an extension of MA 1 that is particular to physics covariational reasoning, as it is a tool that we observed physics experts use to replace one quantity for another in order to make the task easier to think about.

This reasoning device is reminiscent of “simultaneous covariation” in mathematics education research [18], which has been characterized by considering how two quantities change independently with respect to time and then comparing the independent changes of one to co-

incident changes in the other. While a small number of physics experts described their use of proxy quantities as “parameterization,” most simply talked about “replacing” distance with time. Further, we observed physics experts engaged in using proxy quantities that were not time, namely, radius for total distance in Gravitation and Electric Charge.

We also observed experts sectioning tasks into regions of consistent behavior, and using neighborhood analysis to examine the rate of change at particular, physically significant points. We see sectioning as an extension of MA 2 particular to physics covariational reasoning, as the experts were seeking sections where the relationship in the trend was constant (i.e. articulating that one quantity increases while the other stays the same for a section of the domain). Similarly, we suggest that neighborhood analysis could be an extension of MA 4 for physics contexts. Thompson and Carlson’s 2017 framework defines MA 4 as comparing discrete change in two quantities. The next step (MA 5) is smooth continuous variation, in which the person views the quantities changing smoothly together. We suggest that Neighborhood Analysis sits between these two mental actions; physics experts had in mind that the quantities changed smoothly, but used small, nearly infinitesimal, chunks of discrete change modeled at particular points to guide their smooth curve.

Finally, we suggest there are many differences in the goals of physics and mathematics that might lead to these different approaches in covariational reasoning. As mathematical modeling is often one step towards a larger goal in physics, a degree of speed and approximation is expected. We observed many experts use simplification methods—making assumptions about the task, only focusing on particular points, using limiting cases to constrain the context, and using symmetry to get the second half of a task immediately—to great effect seemingly in order to minimize the effort they needed to extend. It could be that the epistemological approach of finding a model that is, as Albert Einstein said, “‘As simple as possible, but not simpler,’” is a dominant feature of

modeling in physics.

### C. Modes Associated with Modeling using Physics Covariational Reasoning

An important pattern in how experts were reasoning about function while mathematizing during the graphing tasks emerged from the data. We observed three categories of approaches to reasoning covariationally, both symbolically and graphically, which we call Function Knowing, Function Choosing, and Function Generating. In this section, we propose a hypothesis for how these approaches are used and describe how they represent some important ways that expert physicists reason covariationally.

We observed that experts were likely to begin with Function Knowing (if accessible), then work through Function Choosing, if more than one compiled model surfaced. Function Generating was consistently the last-resort option, and only attempted once Function Knowing or Choosing was eliminated. We summarize how Function Knowing, Choosing, and Generating relate in Figure 8. From our findings, we described the arrow as descriptive of the observed reasoning progression. We also suggest that it may be related to increasing experience generating models, as we saw that faculty members were more likely to engage in Function Generating than either group of graduate students (see Fig. 10).

In our model, Function Knowing, Choosing, and Generating are characterized by an interplay between the direct covariational mental actions defined by mathematics education researchers [16, 19] (Table I) and the reasoning devices described in Table III. The cyclic representation between mental actions and the devices compiled models and neighborhood analysis represent the ways in which Function Knowing, Choosing and Generating are intimately connected to mental actions and go beyond how the mental actions are described in mathematics education research (see Fig. 6 and 8). In particular, Function Choosing is an interplay

between using MA 1 (relating quantity) and accessing a compiled model. Function Knowing is an interplay between using MA 2 (gross coordination) and accessing one or more compiled models. Function Generating is an interplay between MA 4 (chunky continuous) and neighborhood analysis. Function Choosing, Knowing, and Generating are all founded on reasoning about quantities in the context of the physical world and their change with respect to one another. Thus, we propose that Function Choosing, Knowing, and Generating are three patterns associated with expert *physics* covariational reasoning.

#### D. Comparing Faculty and Early Career Graduates

In Function Knowing, Choosing, and Generating, early career graduate students were more likely to stay in the Function Choosing space. Faculty were more likely to use Function Generating overall, but were also the most likely to use Function Knowing of the three populations.

Bing and Redish describe a “journeyman” level that is situated between expert and novice. Journeymen are characterized as “having sufficient skills that they can no longer be considered novices, but not yet had sufficient experience with sophisticated problem solving (and research) to be considered experts” [66]. We suggest that, for early career graduate students, rigorous, mathematically complex problem solving is the norm. It might be that they are so continually thrust into a mindset of complex textbook-like physics problems that they are less likely to solve the tasks we provided with a generative frame of mind. As early graduate students haven’t had much experience in research, our data suggest that engaging in the theoretical aspects of research may foster comfort with modeling quickly and making simplifying assumptions. It may also be that “sophisticated problem solving” looks different from the kind of highly complex tasks early career graduate students are asked to engage in during coursework. We suggest that our data for early

career graduate students are better described by less experience in research and being in a “test-taking” mindset of coursework in graduate school, but more research is needed to fully investigate these ideas.

## VI. CONCLUSION

The mathematics education research community has demonstrated the importance of covariational reasoning for understanding concepts in pre-calculus and calculus. Recognition of the importance of covariational reasoning led to the development of a framework of covariation mental actions, which effectively operationalizes covariational reasoning. Mathematics education researchers have found that the covariational reasoning frameworks in mathematics are helpful when investigating student reasoning.

Though prior work suggests that physics experts’ covariational reasoning “looks different” than that described by mathematics education researchers, it also suggests that covariational reasoning is essential for developing and understanding quantitative models in physics. The studies described in this paper were motivated by a desire to understand how physics experts use covariational reasoning. We examine the reasoning of physics experts engaged in graphing tasks through the lens of the mathematics covariation mental actions framework. Our investigation indicates that the covariational reasoning mental actions described by mathematics education researchers are part of productive quantitative modeling for physics experts across varied physics contexts.

However, we also find that physics experts use a number of other devices, not described by the mathematics covariational reasoning framework, to coordinate two varying quantities. These devices are used alongside the mental actions described in mathematics education research to form patterns in physics experts’ reasoning that we identify as modeling modes. We observed these modes across a range of physics contexts and in a range of physics experts. The modes rely not only on direct co-

variation, but also on facility with the underlying mathematics and physics content. In addition, we find that for physics experts, direct covariational reasoning is intertwined with sense-making about the physical world and the relevant physics quantities. These results suggest that the covariational reasoning frameworks developed by mathematics education researchers do not fully operationalize *physics* covariational reasoning.

Covariational reasoning has been defined by mathematics education researchers as “the cognitive activities involved in coordinating two varying quantities while attending to the ways in which they change in relation to each other” [16]. We suggest that this definition is productive for physics covariational reasoning as well, with the understanding that for physics experts there exist a number of “cognitive activities” beyond the mental actions described by mathematics education researchers. We contend that the set of devices and modeling modes described in this paper, along with the mental actions described by mathematics education researchers, characterizes physics covariational reasoning.

The work described in this paper provides a foundation for operationalizing physics covariational reasoning. As a next step, we are using the data collected for these studies to investigate how physics experts use sensemaking about the physical world to guide their use of mathematics during covariational reasoning. We are also working to characterize the understanding of the mathematical foundations and physics quantities that seem to be necessary for expert-

like physics covariational reasoning. These findings will be synthesized into a framework of covariational reasoning in physics (CoRP). Our hope is that the CoRP framework will not only operationalize physics covariational reasoning but will also be productive for characterizing physics students covariational reasoning.

## VII. ACKNOWLEDGEMENTS

We would like to thank the faculty and students at the University of Washington who have made this work possible—their participation and support has been integral to this project. We would also like to thank Peter Shaffer and John Goldak for their thoughtful reviews during the preparation of this material. This work was partially supported by the National Science Foundation under grants No. DUE-1832836, DUE-1832880, DUE-1833050, DGE-1762114. Some of the work described in this paper was performed while the second author held an NRC Research Associateship award at Air Force Research Laboratory.

## Appendix

Here we present the codebooks for Study 1 and for Studies 2 and 3 for the interested reader. In the codebook for Studies 2 and 3, an effort has been made to connect the code categories for Studies 2 and 3 back to those for Study 1 to aid the reader.

- 
- [1] D. Hestenes, Modeling games in the Newtonian World, *American Journal of Physics* **60**, 732 (1992).
  - [2] E. Etkina, A. Warren, and M. Gentile, The Role of Models in Physics Instruction, *The Physics Teacher* **43**, 34 (2005).
  - [3] E. Brewster, Modeling theory applied: Modeling Instruction in introductory physics, *American Journal of Physics* **76**, 1155 (2008).
  - [4] O. Uhden, R. Karam, M. Pietrocola, and G. Pospiech, Modelling Mathematical Reasoning in Physics Education, *Science and Education* **21**, 485 (2012).
  - [5] R. Karam, Framing the structural role of mathematics in physics lectures: A case study on electromagnetism, *Physical Review Special Topics - Physics Education Research* **10**, 1 (2014).

- [6] J. Von Korff and N. Sanjay Rebello, Distinguishing between “change” and “amount” infinitesimals in first-semester calculus-based physics, *American Journal of Physics* **82**, 695 (2014).
- [7] M. D. Caballero, B. R. Wilcox, S. J. Pollock, and L. Doughty, Unpacking students’ use of mathematics in upper-division physics: where do we go from here?, *European Journal of Physics* **36** (2015).
- [8] B. Ibrahim, L. Ding, A. F. Heckler, D. R. White, and R. Badeau, How students process equations in solving quantitative synthesis problems? Role of mathematical complexity in students’ mathematical performance, *Physical Review Physics Education Research* **13**, 10.1103/PhysRevPhysEducRes.13.020120 (2017).
- [9] B. L. Sherin, How Students Understand Physics Equations, *Cognition and Instruction* **19**, 479 (2001).
- [10] T. J. Bing and E. F. Redish, The cognitive blending of mathematics and physics knowledge, in *Physics Education Research Conference 2006 Conference Proceedings*, Vol. 883 (2007) pp. 26–29.
- [11] E. Kuo, M. M. Hull, A. Gupta, and A. Elby, How students blend conceptual and formal mathematical reasoning in solving physics problems, *Science Education* **97**, 32 (2013).
- [12] D. Hu and N. S. Rebello, Using conceptual blending to describe how students use mathematical integrals in physics, *Physical Review Special Topics - Physics Education Research* **9**, 1 (2013).
- [13] E. F. Redish and E. Kuo, Language of Physics, Language of Math: Disciplinary Culture and Dynamic Epistemology, *Science and Education* **24**, 561 (2015).
- [14] S. White Brahmia, A. Boudreaux, and S. E. Kanim, Obstacles to Mathematization in Introductory Physics, *ArXiv E-Prints arXiv:1601.01235 [physics.ed-ph]* (2016).
- [15] P. W. Thompson, Images of Rate and Operational Understanding of the Fundamental Theorem of Calculus, *Educational Studies in Mathematics* **26**, 229 (1994).
- [16] M. Carlson, S. Jacobs, E. Coe, S. Larsen, and E. Hsu, Applying Covariational Reasoning While Modeling Dynamic Events: A Framework and a Study, *Journal for Research in Mathematics Education* **33**, 352 (2002).
- [17] B. Ojose, Mathematics Literacy: Are We Able To Put The Mathematics We Learn Into Everyday Use?, *Journal of Mathematics Education* **4**, 89 (2011).
- [18] H. L. Johnson, Together yet separate: Students’ associating amounts of change in quantities involved in rate of change, *Educational Studies in Mathematics* **89**, 89 (2015).
- [19] P. W. Thompson and M. P. Carlson, Variation, covariation, and functions: Foundational ways of mathematical thinking, *Compendium for research in mathematics education*, 421 (2017).
- [20] N. L. F. Hobson and K. C. Moore, Exploring Experts’ Covariational Reasoning, in *20th Annual Conference on Research in Undergraduate Mathematics Education* (Moore & Thompson, 2017) pp. 664–672.
- [21] S. R. Jones, Multivariation and students’ multivariational reasoning, *Journal of Mathematical Behavior* **67**, 100991 (2022).
- [22] P. W. Thompson, Quantitative reasoning and mathematical modeling, in *New perspectives and directions for collaborative research in mathematical education*, Vol. 1, edited by L. L. Hatfield, S. Chamberlain, and S. Belbase (University of Wyoming, Laramie, WY, 2011) pp. 33–57.
- [23] W. Blum and D. Leiß, 5.1 - How do Students and Teachers Deal with Modelling Problems?, in *Mathematical Modelling*, edited by C. Haines, P. Galbraith, W. Blum, and S. Khan (Woodhead Publishing, 2007) pp. 222–231.
- [24] S. White Brahmia and A. Boudreaux, Signed quantities: mathematics based majors struggle to make meaning, in *Proceedings of the 20th Annual Conference on Research in Undergraduate Mathematics Education* (2017).
- [25] S. White Brahmia, Quantification and its importance to modeling in introductory physics, *European Journal of Physics* **40**, 10.1088/1361-6404/ab1a5a (2019).
- [26] J. A. Czochoer and H. L. Hardison, Attending to Quantities Through the Modelling Space, in *Mathematical Modelling Education in East and West* (Springer International Publishing AG, 2021) pp. 263–272.
- [27] G. Karagöz Akar, I. Zembat, S. Arslan, and P. W. Thompson, eds., *Quantitative Reasoning in Mathematics and Science Education*, Mathematics Education in the Digital Era, Vol. 21 (Springer International Publishing, Cham, 2022).

- [28] J. A. Czocher, Introducing Modeling Transition Diagrams as a Tool to Connect Mathematical Modeling to Mathematical Thinking, *Mathematical Thinking and Learning* **18**, 77 (2016).
- [29] H. Taylor and M. E. Loverude, “So it’s the same equation.”: A blending analysis of student reasoning with functions in kinematics, in *Physics Education Research Conference 2018 Conference Proceedings*, Vol. 2018 (2018).
- [30] T. Huynh and E. C. Sayre, Blending mathematical and physical negative-ness, *Proceedings of International Conference of the Learning Sciences, ICLS* **2**, 957 (2018).
- [31] M. Eichenlaub and E. F. Redish, Blending Physical Knowledge with Mathematical Form in Physics Problem Solving, in *Mathematics in Physics Education* (Springer International Publishing, 2019) pp. 127–151.
- [32] S. Van Den Eynde, B. P. Schermerhorn, J. Deprez, M. Goedhart, J. R. Thompson, and M. De Cock, Dynamic conceptual blending analysis to model student reasoning processes while integrating mathematics and physics: A case study in the context of the heat equation, *Physical Review Physics Education Research* **16**, 10114 (2020).
- [33] J. Confrey and E. Smith, Splitting, Covariation, and Their Role in the Development of Exponential Functions, *Journal for Research in Mathematics Education* **26**, 66 (1995).
- [34] L. A. Saldanha and P. W. Thompson, Rethinking co-variation from a quantitative perspective: Simultaneous continuous variation, in *Proceedings of the Annual Meeting of the Psychology of Mathematics Education - North America*, edited by S. B. Berensah and N. Coulombe (1998).
- [35] K. C. Moore, Quantitative Reasoning and the Sine Function: The Case of Zac, *Journal for Research in Mathematics Education* **45**, 102 (2013).
- [36] C. Castillo-Garsow, H. L. Johnson, and K. C. Moore, Chunky and smooth images of change, *For the Learning of Mathematics* **33**, 31 (2013).
- [37] T. Paoletti and K. C. Moore, A covariational understanding of function: Putting a horse before the cart, *For the Learning of Mathematics* **38**, 37 (2018).
- [38] R. Ely and J. Samuels, “Zoom in Infinitely”: Scaling-continuous Covariational Reasoning by Calculus Students, in *22nd Annual Conference on Research in Undergraduate Mathematics Education*, edited by A. Weinberg, D. Moore-Russo, H. Soto, and M. Wawro (Oklahoma City, OK, 2019) pp. 180–187.
- [39] C. Byerley, Calculus students’ fraction and measure schemes and implications for teaching rate of change functions conceptually, *The Journal of Mathematical Behavior* **55**, 100694 (2019).
- [40] M. P. Carlson, A cross-sectional investigation of the development of the function concept, in *CBMS Issues in Mathematics Education*, Vol. 7, edited by A. H. Schoenfeld, J. Kaput, and E. Dubinsky (American Mathematical Society, Providence, RI, 1998) pp. 114–162.
- [41] A. Boudreaux, S. E. Kanim, and S. White Brahmia, Student facility with ratio and proportion: Mapping the reasoning space in introductory physics, *ArXiv E-Prints arXiv:11511.08960 [physics.ed-ph]* (2015).
- [42] A. H. Akatugba and J. Wallace, Mathematical Dimensions of Students’ Use of Proportional Reasoning In High School Physics, *School Science and Mathematics Journal* **99**, 31 (1999).
- [43] D. P. Maloney, C. Hieggelke, and S. Kanim, nTIPERs: Tasks to Help Students “Unpack” Aspects of Newtonian Mechanics, in *Physics Education Research Conference Invited Paper Series 2010* (2010).
- [44] A. B. Arons, Cultivating the capacity for formal reasoning: Objectives and procedures in an introductory physical science course, *American Journal of Physics* **44**, 834 (1976).
- [45] D. E. Trowbridge and L. C. McDermott, Investigation of student understanding of the concept of acceleration in one dimension, *American Journal of Physics* **49**, 242 (1981).
- [46] J. J. Bissell, A. Ali, and B. J. Postle, Illustrating dimensionless scaling with Hooke’s law, *Phys. Educ* **57** (2022).
- [47] P. J. Emigh, R. R. Siegel, J. W. Alfson, and E. Gire, Student reasoning about multivariable covariation in thermodynamics, in *Physics Education Research Conference 2019 Conference Proceedings* (2019) pp. 153–158.
- [48] A. Olsho, C. Zimmerman, A. Boudreaux, T. I. Smith, P. Eaton, and S. W. Brahmia, Characterizing covariational reasoning in physics modeling, in *Physics Education Research Conference Proceedings* (American Association of Physics Teachers, 2022) pp. 335–340.
- [49] J. M. May, L. A. Barth-Cohen, and A. A. Adams, Students’ productive strategies when generating graphical representations: An un-



- dergraduate laboratory case study, in *Physics Education Research Conference Proceedings* (American Association of Physics Teachers, 2021) pp. 270–276.
- [50] A. Akinyemi, M. Loverude, and J. Thompson, Solution evaluation strategies used by first-year physics students, *Physics Review Physics Education Research*, in review.
  - [51] C. Zimmerman, A. Olsho, S. White Brahmia, M. E. Loverude, A. Boudreaux, and T. I. Smith, Towards understanding and characterizing expert covariational reasoning in physics, in *Physics Education Research Conference 2019 Conference Proceedings* (2019) pp. 693–698.
  - [52] Otter (2019).
  - [53] B. G. Glaser and A. L. Strauss, *The Discovery of Grounded Theory: Strategies for Qualitative Research* (Aldine Publishing Co, Chicago, 1967).
  - [54] L. S. Nowell, J. M. Norris, D. E. White, and N. J. Moules, Thematic Analysis: Striving to Meet the Trustworthiness Criteria, *International Journal of Qualitative Methods* **16**, 10.1177/1609406917733847 (2017).
  - [55] M. T. H. Chi, P. J. Feltovich, and R. Glaser, Categorization and Representation of Physics Problems by Experts and Novices, *Cognitive Science* **5**, 121 (1981).
  - [56] A. Schoenfeld and D. J. Herrmann, Problem Perception and Knowledge Structure in Expert and Novice Mathematical Problem Solvers, *Journal of Experimental Psychology: Learning, Memory, and Cognition* **8** (1982).
  - [57] The related code categories are “Considering Quantity” in Study 1, and “MA 1” and “Quantity” in Studies 2 and 3, as defined in the Appendix for the interested reader.
  - [58] The related code categories are “Approach to the Problem” and “Trends of Change” in Study 1, and “MA 2” and “Graphing” in Studies 2 and 3, as defined in the Appendix for the interested reader.
  - [59] The related code categories are “Approach to the Problem” in Study 1, and “MA 3” and “Graphing” in Studies 2 and 3, as defined in the Appendix for the interested reader.
  - [60] The related code categories are “Trends of Change” in Study 1, and “MA 4” and “Graphing” in Studies 2 and 3, as defined in the Appendix for the interested reader.
  - [61] G. White, T.-R. Sikorski, J. Landay, and M. Ahmed, Limiting case analysis in an electricity and magnetism course, *Physical Review Physics Education Research* **19**, 010125 (2023).
  - [62] A. M. Price, C. J. Kim, E. W. Burkholder, A. V. Fritz, and C. E. Wieman, A Detailed Characterization of the Expert Problem-Solving Process in Science and Engineering: Guidance for Teaching and Assessment, *CBE—Life Sciences Education* **20** (2021).
  - [63] The code categories are described in more detail in the Appendix for the interested reader.
  - [64] C. Zimmerman, A. Olsho, S. White Brahmia, A. Boudreaux, T. I. Smith, and P. Eaton, Exploring student facility with “goes like” reasoning in introductory physics, in *Physics Education Research Conference 2020 Conference Proceedings* (2020) pp. 605–610.
  - [65] D. Tall, The Transition to Formal Thinking in Mathematics, *Mathematics Education Research Journal* **20**, 5 (2008).
  - [66] T. J. Bing and E. F. Redish, Epistemic complexity and the journeyman-expert transition, *Physical Review Special Topics - Physics Education Research* **8**, 10.1103/PhysRevSTPER.8.010105 (2012).

Code Category	Description	Example
Mapping Math to Physics	The epistemic game of attempting to fit a particular mathematical function to a physical scenario [10].	“And then total distance starts to increase, so we’re going to go up [draws a line increasing linearly].”
Considering Quantity	Identifying, defining, and representing quantities either given in the problem statement or devised in the process of problem solving.	“So distance from Tacoma’s on the y axis and then total distance, its going to be on the x axis.”
Approach to the Problem	Identifying the “best way” to start a task, unprompted. This includes but is not limited to breaking down the task and identifying important points.	“So there’s a moment when they’re doing that loop around Tacoma looks like half a circle. So that’s going to be a constant distance. So I’m going to start off with that.”
Trends of Change	Relating the change in one quantity to the change in another; most commonly by discussing the rate of change or slope of a graph.	“When it’s halfway to the bottom, the speed should be the greatest.”
Graphical Structure	Finding a larger graphical trend between two quantities; this includes linking together known rates of change with a smooth curve, and seeking graphical features such as extrema.	“So if I want it to be slow, fast, slow, I think it looks like...[draws a curve connecting tangent lines].”
Compiled Models	Using an already-known relationship between two quantities that is strongly associated with a physical context to model a particular situation. This new term is further discussed in Section IV B.	“I’m just like — oh, trig function — its a circle.”

TABLE V. Study 1 code categories that emerged during data analysis.

Code Category	Description	Example
Physical World	Analogous to Mapping Math to Physics from Study 1; we limit this to when interviewees specifically discuss the physical world in the context of the task.	“This point here [gesturing to the top of the Ferris wheel], that’s the maximum height.”
Quantity	Analogous to Considering Quantity from Study 1; additionally includes explicit reference to the use of a quantity not named in the task to make the task easier to reason about.	“Distance traveled...uh..well, [is the] same thing as time basically.”
Mental Actions	The use of the mental actions as described by mathematics education research in Table I.	“So you get basically some some curve like this. Slowly, slowly changing in the bottom.”
Graphing	Analogous to Graphical Structure from Study 1; includes behaviors associated with drawing a graph, such as connecting points, assuming a smooth curve, and distinguishing between independent and dependent quantities.	“Okay, total distance traveled and the electric potential it measures. So, I want to do distance traveled on the x-axis... and the y will be electric potential.”
Function	Analogous to Compiled Relationships from Study 1; includes both compiled relationships and the identification of a particular relationship as a particular functional form (parent function).	“So the trajectory looks like is a quadratic—It’s sort of a parabola.”

TABLE VI. Studies 2 and 3 code categories that emerged during data analysis. These codes were developed using thematic analysis [54] such that they describe emergent patterns from the data. While an effort was made to set aside the codebook from Study 1, many similar themes arose. We connect these code categories to those of Study 1 in the descriptions for the ease of the reader.