

Supplementary Features of BiLSTM for Enhanced Sequence Labeling

Conglei Xu, Kun Shen, Hongguang Sun

Abstract—Sequence labeling tasks require the computation of sentence representations for each word within a given sentence. A prevalent method incorporates a Bi-directional Long Short-Term Memory (BiLSTM) layer to enhance the sequence structure information. However, empirical evidence Li (2020) suggests that BiLSTM’s capacity to produce sentence representations for sequence labeling tasks is inherently limited [1]. This limitation primarily results from the integration of fragments from past and future sentence representations to formulate a complete sentence representation. In this study, we observed that the entire sentence representation, found in both the first and last cells of BiLSTM, can supplement each cell’s individual sentence representation. Accordingly, we devised a global context mechanism to integrate entire future and past sentence representations into each cell’s sentence representation within the BiLSTM framework. By incorporating the BERT model within BiLSTM as a demonstration, and conducting exhaustive experiments on nine datasets for sequence labeling tasks—including named entity recognition (NER), part of speech (POS) tagging, and End-to-End Aspect-Based sentiment analysis (E2E-ABSA)—we noted significant improvements in F1 scores and accuracy across all examined datasets.

Index Terms—BiLSTM, BERT, global context, sequence labeling.

I. INTRODUCTION

BILSTM [2] has emerged as a widely embraced neural network for modeling structural information in inputs for sequence labeling tasks, such as NER [3], [4], and POS tagging [5], since its initial application in speech recognition tasks. Recently, with the development of pretrained language models, BiLSTM has been employed as an auxiliary layer to augment sentence representations for sequence labeling [6], [7]. Furthermore, due to its ability to capture sequential information in inputs, BiLSTM is also a popular architecture in other domains. Li (2019) demonstrates the efficacy of combining BERT with BiLSTM [8], which involves the concurrent identifications of aspect terms/categories and their corresponding sentiments within a sequence tagging framework. Other studies have shown that BiLSTM could effectively improve the accuracy of heart rate prediction [9] and achieve competitive prediction results on long-term traffic flow forecasting [10].

Conglei Xu, Department of Computer Science, Aalborg University, Aalborg East, 9220, Denmark (email: cxu@cs.aau.dk)

Kun Shen, Department of Electronic Information Engineering, Rizhao Polytechnic, Rizhao, 276800, China (email: shenkun5410@rzpt.edu.cn)

Hongguang Sun, School of Information Science and Technology, Northeast Normal University, Changchun, 130117, China (email: sunhg889@nenu.edu.cn)

Conglei Xu is the corresponding author

Our code is available at: <https://github.com/conglei2XU/Global-Context-Mechanism>

The issue of shallow connections between consecutive hidden states of BiLSTM has been recognized for some time. Pascanu (2013) proposed the deep transition RNN for language modeling [11], which increases the transition depth between consecutive hidden states for richer representations. Meng and Zhang (2019) capitalized on a deep transitional architecture for machine translation [12], while Liu (2019) achieved state-of-the-art results on sequence labeling with a similar architecture [13]. More recently, Li (2020) examined the lack of global sentence information in inner cells of BiLSTM in the context of NER [1], concluding that this specific limitation could not be resolved by merely increasing the transitional depth of consecutive hidden states. However, previous methods have primarily focused on enhancing transition depth of BiLSTM and modifying its inner structure, which could potentially impede the inference speed and are difficult to use in the real-world applications.

In this paper, we propose a straightforward global mechanism designed to integrate global sentence information into the sentence representation of each cell. This mechanism could be conveniently incorporated into the BiLSTM framework. Specifically, we discovered that the entire past (forward) sentence representation, located in the last cell, can serve as supplementary features for each future (backward) sentence representation. Conversely, the entire future sentence representation situated in the first cell exhibits the same supplementary feature in reverse. Furthermore, this global mechanism could also be employed independently for certain tasks, separate from BiLSTM.

We assessed this global mechanism on nine datasets from sequence labeling tasks, including E2E-ABSA, POS tagging, NER. Using BERT with BiLSTM as an example, it bolsters the model’s performance on these tasks without significantly impacting the speed of inference and training. Further experiments were conducted to probe the global mechanism’s ability to decipher the relationships between tags. By directly adding it after BERT, improvements in F1 and accuracy scores were noted.

II. RELATED WORK

Pretrained language models: pretrained language models such as BERT [14], XLNET [15] have delivered state-of-the-art results across a myriad of tasks. An increasing body of literature has introduced BiLSTM as an additional layer for pretrained language models to enrich sentence representation in sequence labeling tasks. For instance, Jie and Lu (2019), Sarzynska-Wamer (2021) combined BiLSTM-CRF

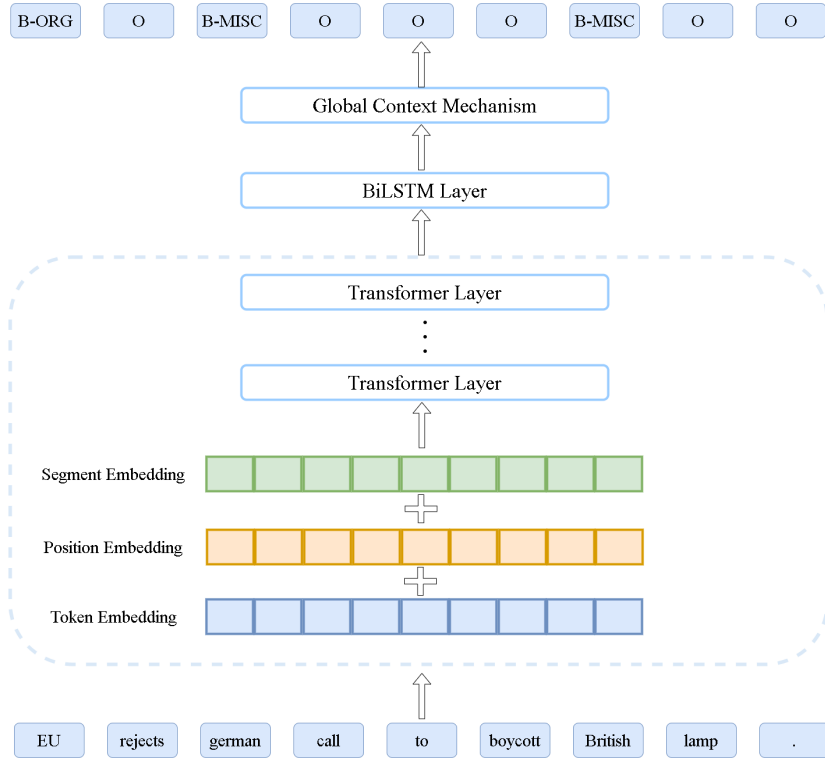


Fig. 1: Overview of the model architecture.

with ELMO [16], [17], achieving superior performance in NER tasks. Similarly, Xu (2021) applied an advanced BiLSTM with BERT [7], setting a new standard for NER tasks. In the realm of POS tagging tasks, Labrak and Dufour (2022) reached unprecedented level of success POS tagging tasks using flair embeddings [18] and BiLSTM [19]; Additionally, X. Li (2019) employed BERT with BiLSTM to substantially augment E2E-ABSA [8].

Deficiency of BiLSTM: Regarding the shallow representations of BiLSTM, Liu (2019) enhanced sentence representation for sequence labeling tasks with a deep RNN transitional architecture [13]. Meanwhile Meng and Zhang (2019) leveraged a Linear transformation enhanced GRU model to significantly improve the BLEU score in machine translation [12]. Further, Li (2020) utilized a simple self-attentive mechanism on BiLSTM outputs to solve the lack of complete sentence information in inner cells [1].

Gate mechanism: Concerning the gate mechanism, a concept well-established in LSTM [20], several researchers have utilized it to fuse past contextual and current information. Specifically, H. Chen (2019) and Zeng, (2019) improved sentence representation of CNN on natural language tasks with a gate mechanism [21] [22]. Moreover, Yuan (2020) and X. Zeng (2016) used it to extract features from different support regions on object detection tasks [23], [24].

III. MODEL

Our global context mechanism experiments build upon a model that includes a BERT embedding layer with a downstream BiLSTM layer. We implement the global context

mechanism following the BiLSTM layer and compare it with the baseline: self-attention network [25]. An overview of the model is illustrated in Figure 1.

A. BERT Embedding Layer

BERT embedding offers dynamic token representations based on input sentences, a noteworthy advancement over traditional word embedding methods GLOVE [26] and Word2Vector [27] that generates a static matrix. Specifically, given a sequence of input $S = \{w_1, w_2, \dots, w_n\}$, n denotes the length of the input sentence. BERT provided its contextualized representation $Z = \{z_1, z_2, \dots, z_n\}$ as follows:

$$Z = BERT(S) \quad (1)$$

B. BiLSTM Layer

BiLSTM has been a very powerful structure for sequence labeling tasks, owing to its ability to model sentence structure and keep dependencies in long sentences. In this researcher, we utilize BiLSTM to enhance sentence representation for each word. Using the time step t as an example, BiLSTM generates the sentence representation H_t based on $Z = \{z_1, z_2, \dots, z_n\}$:

$$\vec{H}_t = \overrightarrow{LSTM}_t(\overrightarrow{H}_{t-1}, z_t) \quad (2)$$

$$\overleftarrow{H}_t = \overleftarrow{LSTM}_t(\overleftarrow{H}_{t+1}, z_t) \quad (3)$$

$$H_t = \vec{H}_t \parallel \overleftarrow{H}_t \quad (4)$$

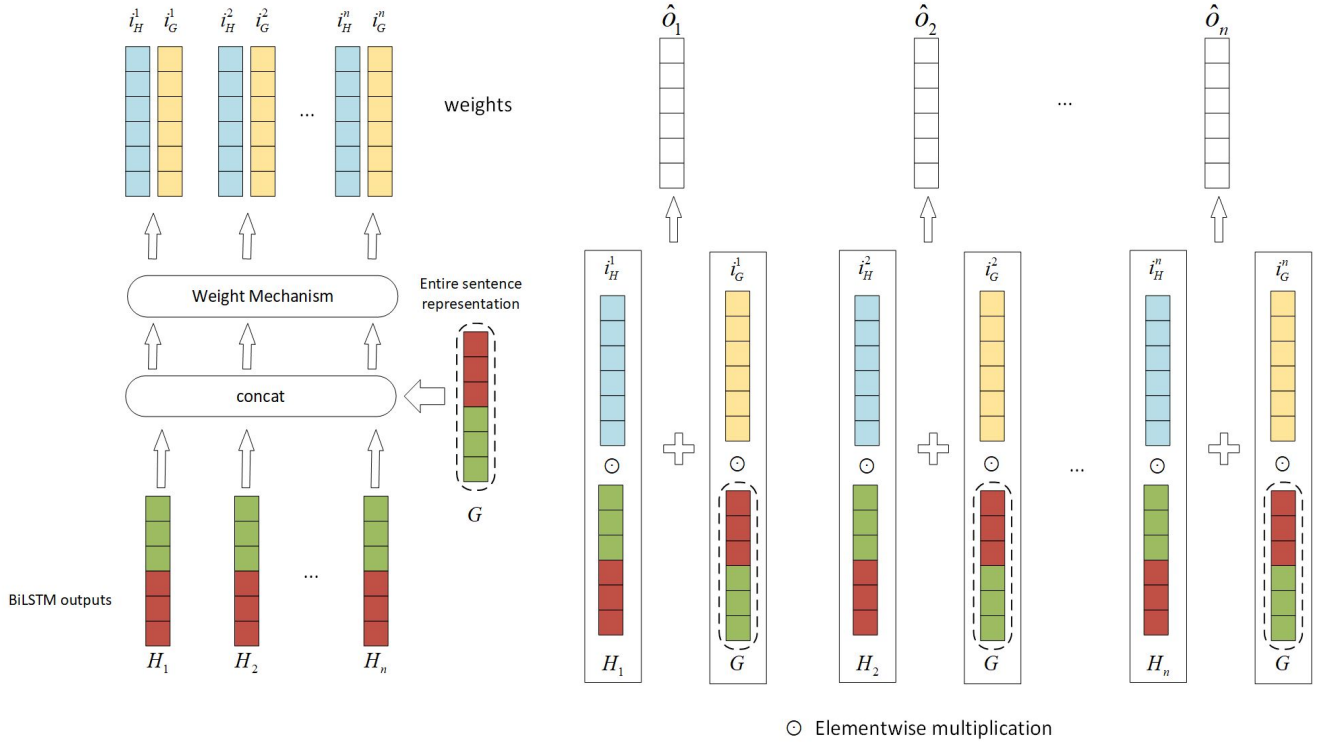


Fig. 2: Overview of the model architecture.

Models	Laptop14		Rest14		Rest15		Rest16	
	F1	Speed	F1	Speed	F1	Speed	F1	Speed
BERT	58.49	12.87	69.75	13.61	57.07	15.37	65.95	15.81
BERT-BiLSTM	61.12	12.46	73.47	13.17	61.14	14.79	71.05	14.66
BERT-BiLSTM-context	62.92	11.65	73.84	12.97	63.24	14.51	71.51	13.74
BERT-BiLSTM-attention	59.48	11.98	72.73	12.68	60.34	13.99	69.05	13.44

TABLE I: Result on E2E-ABSA. Unit of speed is the number of iterations per second.

Models	Conll2003		Wnut2017		Weibo	
	F1	Speed	F1	Speed	F1	Speed
BERT	91.51	16.30	43.59	15.53	68.09	11.46
BERT-BiLSTM	91.85	15.12	46.95	14.59	68.86	10.44
BERT-BiLSTM-context	91.91	14.80	48.02	14.03	69.84	10.15
BERT-BiLSTM-attention	91.19	14.66	46.39	13.77	67.83	10.18

TABLE II: Result on NER.

C. Global Context Mechanism

In light of the fact that the entire sentence information is confined to the first and last cells, we amalgamate it with the entire sentence representation $G = \overleftarrow{H}_1 \parallel \overrightarrow{H}_n$ using weights i_H and i_G . Figure depicts the structure of the global context mechanism. Given the BiLSTM outputs $H = \{H_1, H_2, \dots, H_n\}$ $H \in R^{n \times d}$; for the t th step, we derive $O_t = G \parallel H_t$, for gate mechanism to generate i_H^t and i_G^t .

In the gate mechanism, a linear map is employed to select pertinent features from O_t firstly.

$$R_H = W_H O_t + b_H \quad (5)$$

$$R_G = W_G O_t + b_G \quad (6)$$

Where W_H and $W_G \in R^{2d \times d}$; R_G^t , R_H^t is for global information G and current sentence representation H_i respectively. And then weights i_H^t and i_G^t are given by a sigmoid function.

$$i_H^t = \text{sigmoid}(R_H^t) \quad (7)$$

$$i_G^t = \text{sigmoid}(R_G^t) \quad (8)$$

At last, G and H_t are fused by i_H^t and i_G^t .

$$\hat{O}_t = i_H^t \odot H_t \parallel i_G^t \odot G \quad (9)$$

Where \odot denotes element wise product.

Models	Rest14	Rest15	Rest16	Laptop14	Conll2003	Wnut2017	Weibo	Conll2003	UD
BERT-BiLSTM	73.47	61.44	71.06	61.12	91.85	46.95	68.86	95.66	96.90
BERT-BiLSTM-context	73.84	63.24	71.51	62.92	91.91	48.02	69.84	95.62	97.01
BERT-BiLSTM- <i>context</i>	72.07	61.90	67.88	60.97	91.21	48.08	68.47	95.50	96.76

TABLE III: Comparison between the directions for fusing sentence representations.

Models	Rest14	Rest15	Rest16	Laptop14	Conll2003	Wnut2017	Weibo	Conll2003	UD
BERT-BiLSTM	73.47	61.44	71.06	61.12	91.85	46.95	68.86	95.66	96.90
BERT-BiLSTM-context	73.84	63.24	71.51	62.92	91.91	48.02	69.84	95.62	97.01
BERT-BiLSTM- <i>context</i>	72.52	59.20	69.43	59.20	91.24	46.92	69.46	95.53	96.92

TABLE IV: Comparison between global context mechanism with and without weights mechanism.

Models	Conll2003		UD	
	F1	Speed	F1	Speed
BiLSTM	94.21	55.38	93.65	46.24
BiLSTM-CRF	94.67	21.99	94.29	17.41
BiLSTM-context	94.38	47.95	93.88	39.03

TABLE V: Comparison between CRF and global context mechanism on pure BiLSTM.

Models	Conll2003	UD
BERT	95.56	96.85
BERT-BiLSTM	95.66	95.90
BERT-BiLSTM-context	95.62	97.01
BERT-BiLSTM-attention	95.30	97.09
BERT-context	95.67	96.90

TABLE VI: Result on POS tagging.

The prediction results are given by:

$$\tilde{O}_t = \text{softmax}(W_c \hat{O}_t + b_c) \quad (10)$$

$W_c \in R^{d \times u}$, u is the number of classes.

D. Self-Attention Network

Another method to capture the interaction between past and future contexts at each time step for BiLSTM is through a token-level self-attentive mechanism proved by Li (2020) [1]. Given the BiLSTM outputs H of a sentence, the model maps each $H_i \in H$ to different subspaces, this depends on whether it is being used as a query vector to consult other hidden states. The final representation is crafted by fusing value vectors according to weights computed by incoming queries between key and query vectors. In this study, we employ a multi-head attention self-attention network [25].

Formally assuming the number of head is m , for the head i , attention weight matrix α^i and context matrix C^i are computed as follows:

$$\alpha^i = \text{softmax}\left(\frac{HW^{qi}(HW^{ki})^T}{\sqrt{d_c}}\right) \quad (11)$$

Where W^{qi} , W^{vi} , $W^{ki} \in R^{d_h \times d_c}$ are trainable projection matrices.

Taking time step t as example, the context matrix $C_t = C_t^1 \parallel C_t^2 \parallel \dots \parallel C_t^n$ and BiLSTM output H_t are considered together for classification.

$$\hat{O}_t = H_t + C_t \quad (12)$$

$$\tilde{O}_t = \text{softmax}(W_c \hat{O}_t) \quad (13)$$

IV. EXPERIMENTS

This section presents the results of global context mechanism applied on nine datasets from E2E-ABSA, NER, and POS tasks. We selected the best models based on the results from development dataset, using an early stopping setting. The BERT-base model, as implemented in the HuggingFace package, was used in this study. Detailed information about the learning rate can be found in the appendix. All experiments were conducted on a server equipped with an Nvidia A10 GPU.

A. End-to-End Aspect-Based sentiment analysis

E2E-ABSA aims to detect aspect terms and their corresponding sentiments jointly. The possible tag values include $B - \{POS, NEG, NEU\}$, $I - \{POS, NEG, NEU\}$, $E - \{POS, NEG, NEU\}$, $S - \{POS, NEG, NEU\}$ or O . These tags denote the beginning of an aspect, inside of an aspect, end of an aspect, single-word aspect, with positive, negative, or neutral sentiment respectively, as well as outside of aspect.

Experiments are conducted on two review datasets originating from SemEval [28], [29], [30] re-prepared by Li and Bing (2019) [31] as a sequence labeling task. For Laptop14 and Restaurant15 (Rest15), batch size of 16 is employed; for Restaurant16 and Restaurant14, a batch size of 32 is utilized. AdamW is used for gradient update for all these four datasets.

As shown in Table I. This mechanism attains 0.46%, 2.1%, 0.37%, 1.8% absolute f1 improvements on Restaurant14, Restaurant15, Restaurant16 and Laptop14 respectively, while requiring minimal computing resources. The result suggests that fusing information by self-attention network does not benefit BiLSTM after BERT on E2E-ABSA.

Models	Rest14	Rest15	Rest16	Laptop14	Conll2003	Wnut2017	Weibo	Conll2003	UD
BERT	69.75	57.07	65.95	58.49	91.51	43.59	68.09	95.56	96.85
BERT-context	69.99	57.17	68.17	60.42	91.72	45.16	67.31	95.67	96.90

TABLE VII: Experiments on adding global context mechanism directly.

B. Named Entity Recognition

NER aims to predict entity type of each token, which could include Person, Organization, Location etc. In this section, we utilize two English Datasets: Conll2003 [32], Wnut2017 [33] and a Chinese dataset, Weibo [34]. All three datasets employ a batch size of 16 and the AdamW optimizer.

As shown in Table II, the global context mechanism can increase F1 scores across all three datasets, whereas the self-attention method does not provide an F1 improvement.

C. Part-of-speech Tagging

Part-of-speech tagging involves marking a word with its part of speech, which can include noun, verb, adjective, adverb, etc., in English.

We design experiments for POS tagging on Universal Dependencies (UD) v2.11 [35] and Conll2003 using batch size of 16 and AdamW optimizer.

Table VI indicates that the global context mechanism also increases accuracy in POS tagging. When we directly add global context mechanism after BERT, the results reveal that global context mechanism could achieve same accuracy as BiLSTM with higher speed on Conll2003 POS tagging.

To further investigate this, we compare the conditional random field (CRF) for comparison with POS tagging on pure BiLSTM. Table V displays that the global context mechanism leads to accuracy improvements and is much faster than the CRF. This suggests that the global context mechanism can serve as a substitute for CRF when a trade-off between accuracy and speed is required.

V. ABLATION STUDY

An ablation study was performed to assess the effects of the weights used for fusing sentence representations and the direction of sentence representations.

A. The directions of sentence representations

We denote the combination of forward and backward sentence representation with their respective global sentence representation as $\tilde{context}$. As demonstrated in Table III, for these three types of sequence labeling tasks, we observe that fusing sentence representations in same direction only proves effective for Wnut2017 and Returant15. From this, we infer the that the positional information for one direction may override each other when sentence representations are fused.

B. Weights

To evaluate the effectiveness of fusing sentence representations using weights, we introduced a comparison where sentence representations are added directly denoted as $context$.

Table IV shows that F1 scores of adding sentence representations directly are inferior to those of BERT-BiLSTM. This suggests that the weight mechanism plays a crucial role in fusing sentence representations.

C. Without BiLSTM

As mentioned in the POS tagging experiments section, the global context mechanism can capture the relationship of tags for POS tagging. We conduct further experiments on this for other tasks by adding context mechanism directly after BERT. The results, presented in Table VII, indicates that the global context mechanism improves F1 and accuracy for most tasks and it is significantly faster than BERT with BiLSTM.

D. Case studies

Chinese language is characterized by a significant degree of polysemy, where the interpretation of each character heavily depends on the context. Analyses were performed on the predictive outputs of model both with and without context mechanism. The results suggest that the global context mechanism significantly assist model in understanding the polysemy inherent in Chinese characters. A representative example from the test dataset is provided in Table VIII, with errors highlighted yellow. The Chinese characters ‘大’ and ‘师’ can either refer to an individual or signify a title, depending on the context. Without the global context mechanism, the model struggles to discern whether these characters refer to a person or denote a title. However, with the aid of the global context mechanism, the model correctly assigns the relevant types for ‘大师’.

E. Visualization

The weights i_H and i_G , corresponding to BiLSTM outputs and global context information respectively, are segregated into six divisions at intervals 100, followed by the construction of scatter graphs. Upon examination, we find that a significant portion of positions in i_H possess weights reaching one, whereas i_G contains a higher number of positions with smaller weights. Additionally, about quarter of positions in i_H and i_G showcases similar values. We have chosen the Chinese character ‘大’ from Table VIII to visualize, as depicted in Figure 3.

VI. CONCLUSION

In this research, we discovered that the entirety future and past sentence representations could be supplementary for past and future sentence representations of each cell respectively in BiLSTM. Based on this, we introduced a straightforward global context mechanism designed to compensate for the absence of complete sentence information in the intermediate

Sentece	Gold Standard	context	w/o context
分	O	O	O
手	O	O	O
大师	O	O	B-PER.NOM
贵	O	O	I-PER.NOM
仔	O	O	B-PER.NOM
邓超	B-PER.NAM	B-PER.NAM	B-PER.NAM
超	I-PER.NAM	I-PER.NAM	I-PER.NAM
四	O	O	O
大名	O	O	O
捕	O	O	I-PER.NOM

TABLE VIII: Weibo case analysis. The errors are in yellow.

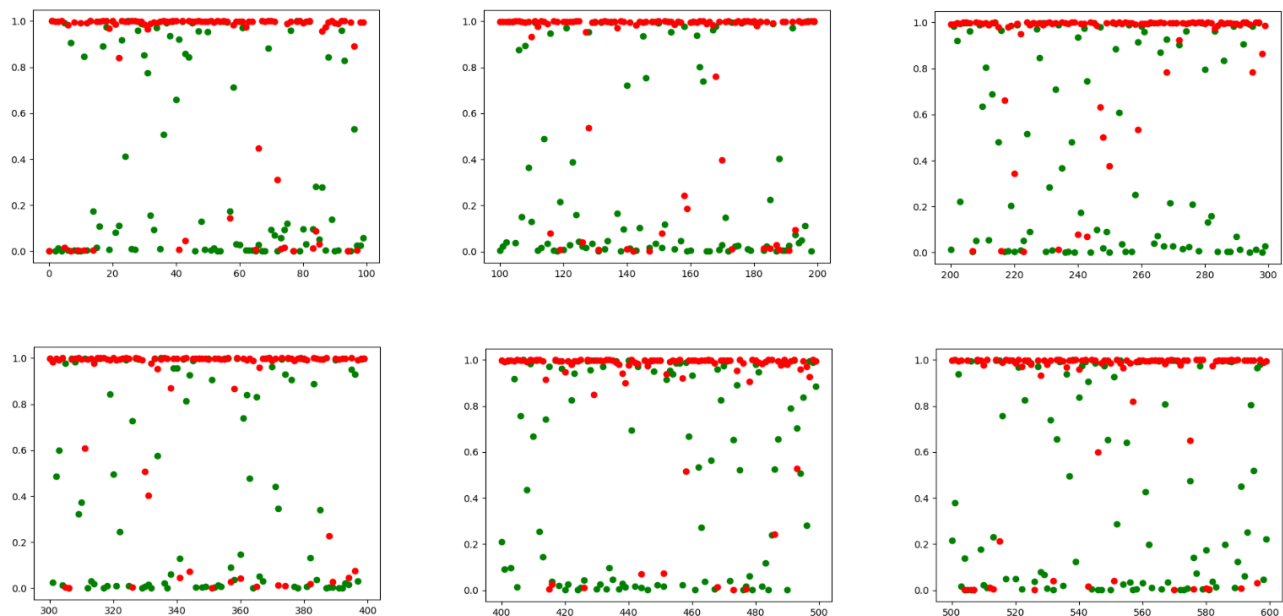


Fig. 3: Visualization for weights. The weights for context and BiLSTM are in green and red respectively.

cells of BiLSTM. This methodology can be conveniently incorporated with BiLSTM in practical applications. Empirical evaluations are conducted on three distinct tasks—named entity recognition (NER), part of speech (POS) tagging and End-to-End Aspect-Based sentiment analysis (E2E-ABSA)—illustrate marked enhancements in both F1 score and accuracy across all these tasks, while maintaining the speed of training and inference. Moreover, the experimental results suggest that the global context mechanism effectively captures the relational information between tags.

REFERENCES

- [1] P.-H. Li, T.-J. Fu, and W.-Y. Ma, “Why attention? analyze bilstm deficiency and its remedies in the case of ner,” vol. 34, 2020, pp. 8236–8244. (document), I, II, III-D
- [2] M. Schuster and K. K. Paliwal, “Bidirectional recurrent neural networks,” *IEEE transactions on Signal Processing*, vol. 45, no. 11, pp. 2673–2681, 1997. 1
- [3] A. Ghaddar and P. Langlais, “Robust lexical features for improved neural network named-entity recognition,” *arXiv preprint arXiv:1806.03489*, 2018. 1
- [4] X. Ma and E. Hovy, “End-to-end sequence labeling via bi-directional lstm-cnns-crf,” *arXiv preprint arXiv:1603.01354*, 2016. 1
- [5] B. Plank, A. Søgaard, and Y. Goldberg, “Multilingual part-of-speech

- tagging with bidirectional long short-term memory models and auxiliary loss,” *arXiv preprint arXiv:1604.05529*, 2016. I
- [6] L. Chen, W. Ruan, X. Liu, and J. Lu, “Seqvat: Virtual adversarial training for semi-supervised sequence labeling,” 2020, pp. 8801–8811. I
- [7] L. Xu, Z. Jie, W. Lu, and L. Bing, “Better feature integration for named entity recognition,” *arXiv preprint arXiv:2104.05316*, 2021. I, II
- [8] X. Li, L. Bing, W. Zhang, and W. Lam, “Exploiting bert for end-to-end aspect-based sentiment analysis,” *arXiv preprint arXiv:1910.00883*, 2019. I, II
- [9] H. Lin, S. Zhang, Q. Li, Y. Li, J. Li, and Y. Yang, “A new method for heart rate prediction based on lstm-bilstm-att,” *Measurement*, vol. 207, p. 112384, 2023. I
- [10] M. Méndez, M. G. Merayo, and M. Núñez, “Long-term traffic flow forecasting using a hybrid cnn-bilstm model,” *Engineering Applications of Artificial Intelligence*, vol. 121, p. 106041, 2023. I
- [11] R. Pascanu, C. Gulcehre, K. Cho, and Y. Bengio, “How to construct deep recurrent neural networks,” *arXiv preprint arXiv:1312.6026*, 2013. I
- [12] F. Meng and J. Zhang, “Dtmr: A novel deep transition architecture for neural machine translation,” vol. 33, 2019, pp. 224–231. I, II
- [13] Y. Liu, F. Meng, J. Zhang, J. Xu, Y. Chen, and J. Zhou, “Gcdt: A global context enhanced deep transition architecture for sequence labeling,” *arXiv preprint arXiv:1906.02437*, 2019. I, II
- [14] J. Devlin, M.-W. Chang, K. Lee, and K. Toutanova, “Bert: Pre-training of deep bidirectional transformers for language understanding,” *arXiv preprint arXiv:1810.04805*, 2018. II
- [15] Z. Yang, Z. Dai, Y. Yang, J. Carbonell, R. R. Salakhutdinov, and Q. V. Le, “Xlnet: Generalized autoregressive pretraining for language understanding,” *Advances in neural information processing systems*, vol. 32, 2019. II
- [16] J. Sarzynska-Wawer, A. Wawer, A. Pawlak, J. Szymanowska, I. Stefaniak, M. Jarkiewicz, and L. Okruszek, “Detecting formal thought disorder by deep contextualized word representations,” *Psychiatry Research*, vol. 304, p. 114135, 2021. II
- [17] Z. Jie and W. Lu, “Dependency-guided lstm-crf for named entity recognition,” *arXiv preprint arXiv:1909.10148*, 2019. II
- [18] Y. Labrak and R. Dufour, “Antilles: An open french linguistically enriched part-of-speech corpus.” Springer, 2022, pp. 28–38. II
- [19] A. Akbik, T. Bergmann, D. Blythe, K. Rasul, S. Schweter, and R. Vollgraf, “Flair: An easy-to-use framework for state-of-the-art nlp,” 2019, pp. 54–59. II
- [20] S. Hochreiter and J. Schmidhuber, “Long short-term memory,” *Neural computation*, vol. 9, pp. 1735–1780, 1997. II
- [21] H. Chen, Z. Lin, G. Ding, J. Lou, Y. Zhang, and B. Karlsson, “Grn: Gated relation network to enhance convolutional neural network for named entity recognition,” vol. 33, 2019, pp. 6236–6243. II
- [22] D. Zeng, Y. Dai, F. Li, J. Wang, and A. K. Sangaiah, “Aspect based sentiment analysis by a linguistically regularized cnn with gated mechanism,” *Journal of Intelligent & Fuzzy Systems*, vol. 36, pp. 3971–3980, 2019. II
- [23] J. Yuan, H.-C. Xiong, Y. Xiao, W. Guan, M. Wang, R. Hong, and Z.-Y. Li, “Gated cnn: Integrating multi-scale feature layers for object detection,” *Pattern Recognition*, vol. 105, p. 107131, 2020. II
- [24] X. Zeng, W. Ouyang, B. Yang, J. Yan, and X. Wang, “Gated bi-directional cnn for object detection.” Springer, 2016, pp. 354–369. II
- [25] A. Vaswani, N. Shazeer, N. Parmar, J. Uszkoreit, L. Jones, A. N. Gomez, E. Kaiser, and I. Polosukhin, “Attention is all you need,” *Advances in neural information processing systems*, vol. 30, 2017. III, III-D
- [26] J. Pennington, R. Socher, and C. D. Manning, “Glove: Global vectors for word representation,” 2014, pp. 1532–1543. III-A
- [27] T. Mikolov, K. Chen, G. Corrado, and J. Dean, “Efficient estimation of word representations in vector space,” *arXiv preprint arXiv:1301.3781*, 2013. III-A
- [28] M. Pontiki, D. Galanis, J. Pavlopoulos, H. Papageorgiou, I. Androutsopoulos, and S. Manandhar, “SemEval-2014 task 4: Aspect based sentiment analysis,” in *Proceedings of the 8th International Workshop on Semantic Evaluation (SemEval 2014)*. Dublin, Ireland: Association for Computational Linguistics, Aug. 2014, pp. 27–35. [Online]. Available: <https://aclanthology.org/S14-2004> IV-A
- [29] M. Pontiki, D. Galanis, H. Papageorgiou, S. Manandhar, and I. Androutsopoulos, “Semeval-2015 task 12: Aspect based sentiment analysis,” 2015, pp. 486–495. IV-A
- [30] M. Pontiki, D. Galanis, H. Papageorgiou, I. Androutsopoulos, S. Manandhar, M. AL-Smadi, M. Al-Ayyoub, Y. Zhao, B. Qin, and O. D. Clercq, “Semeval-2016 task 5: Aspect based sentiment analysis.” Association for Computational Linguistics, 2016, pp. 19–30. IV-A
- [31] X. Li, L. Bing, P. Li, and W. Lam, “A unified model for opinion target extraction and target sentiment prediction,” vol. 33, 2019, pp. 6714–6721. IV-A
- [32] E. F. Sang and F. D. Meulder, “Introduction to the conll-2003 shared task: Language-independent named entity recognition,” *arXiv preprint cs/0306050*, 2003. IV-B
- [33] L. Derczynski, E. Nichols, M. V. Erp, and N. Limsopatham, “Results of the wnut2017 shared task on novel and emerging entity recognition,” 2017, pp. 140–147. IV-B
- [34] N. Peng and M. Dredze, “Named entity recognition for chinese social media with jointly trained embeddings,” 2015, pp. 548–554. IV-B
- [35] N. Silveira, T. Dozat, M.-C. D. Marneffe, S. R. Bowman, M. Connor, J. Bauer, and C. D. Manning, “A gold standard dependency corpus for english.” Citeseer, 2014, pp. 2897–2904. IV-C

VII. APPENDIX

A. Learning Rate

Learning rates details of different layers are shown in Table IX.¹

Layers	Rest14	Rest15	Rest16	Laoptop14	Conll2003 ¹	Wnut2017	Weibo ¹	Conll2003	UD
BERT	1E-5	1E-5	1E-5	1E-5	1E-5	1E-5	1E-5	1E-5	1E-5
BiLSTM	5E-4	1E-3	5E-4	5E-4	1E-3	1E-3	1E-3	1E-3	1E-3
context	1E-3	1E-3	1E-5	1E-5	1E-3	1E-3	1E-3	1E-4	1E-3
Classification	1E-4	1E-4	1E-4	1E-4	1E-4	1E-4	1E-4	1E-4	1E-4

TABLE IX: Learning rates of different layers on tasks.

¹Dropout on global context G is cancelled.