

A HIERARCHY OF KINETIC DISCRETE-VELOCITY MODELS FOR TRAFFIC FLOW DERIVED FROM A NON-LOCAL PRIGOGINE-HERMAN MODEL

R. BORSCHÉ* AND A. KLAR*†

Abstract. Starting from a non-local version of the Prigogine-Herman traffic model, we derive a natural hierarchy of kinetic discrete velocity models for traffic flow consisting of systems of quasi-linear hyperbolic equations with relaxation terms. The hyperbolic main part of these models turns out to have several favourable features. In particular, we determine Riemann invariants and prove richness and total linear degeneracy of the hyperbolic systems. Moreover, a physically reasonable invariant domain is obtained for all equations of the hierarchy. Additionally, we investigate the full relaxation system with respect to stability and persistence of periodic (stop and go type) solutions and derive a condition for the appearance of such solutions. Finally, numerical results for various situations are presented, illustrating the analytical findings.

Keywords. discrete-velocity model, traffic flow, relaxation system, rich and totally linear degenerate hyperbolic equation, persistent periodic waves.

AMS Classification. 90B20, 35L02, 35L04

1. Introduction and Motivation. Starting with the first macroscopic traffic model in [36], there have been many approaches to a continuous modeling of traffic flow problems. Macroscopic models are usually based on scalar hyperbolic equations like the above cited model or on systems of hyperbolic equations like in [30, 1, 37]. For discussions and extensions of these models see, for example, [2, 5, 4, 15, 34]. On the other hand, kinetic equations have also been widely used as a tool to model traffic flow problems. Starting with the work in [33] different extensions and amplifications can be found in [18, 22, 27, 29] or [21, 23]. For more recent works, we refer to [14] for a fully discrete kinetic approach, to [19] for a BGK-type traffic model, to [10, 11, 12, 7] for relations between kinetic and macroscopic models and to [3] for a mathematically oriented review and further references.

A naive use of classical kinetic equations in the case of traffic flow leads to well known problems: physically given invariant domains (a state space restricted to positive and bounded velocities and densities) are not respected and information transport against the flow direction is not possible. The second issue has been treated in several works introducing some additional mechanism into the equations. The Enskog type kinetic approaches in [21] use a non-locality to deal with these problem. Similarly, the discrete model developed in [14] includes the non-locality via a limiter term into the free flow part of the kinetic equation. The model in [19] uses a BGK-type approximation and a suitable modification to allow for a proper information transport.

In this work we derive a hierarchy of kinetic discrete velocity traffic models from a non-local version of the original Prigogine-Herman kinetic traffic model [33]. In fluid- or gas-dynamics kinetic discrete velocity models have been investigated in many works, see [20] for a review. Consider as an example a classical continuous BGK-type kinetic equation for the kinetic distribution function $f = f(x, v, t) \geq 0$

$$\partial_t f + v \partial_x f = -\frac{1}{\epsilon} (f - f^e(\rho, v))$$

with $\int f(v) dv = \rho = \int f^e(\rho, v) dv$. An associated discrete velocity model has the

¹Technische Universität Kaiserslautern, Department of Mathematics, Erwin-Schrödinger-Straße, 67663 Kaiserslautern, Germany ({borsche, klar}@mathematik.uni-kl.de)

²Fraunhofer ITWM, Fraunhoferplatz 1, 67663 Kaiserslautern, Germany

distribution functions $f_i, i = 0, \dots, N$ for velocities $v_0 < v_1 < \dots < v_i < \dots < v_N$. Let the discrete equilibrium functions be denoted by $f_i^e(\rho)$, the density ρ be given by $\rho = f_0 + \dots + f_N = f_0^e + \dots + f_N^e$ and the mean flux by $q = v_0 f_0 + v_1 f_1 + \dots + v_N f_N$. Then, with the equilibrium flux $F(\rho) = v_0 f_0^e + v_1 f_1^e + \dots + v_N f_N^e$, the discrete-velocity model is given by

$$(1.1) \quad \partial_t f_i + v_i \partial_x f_i = -\frac{1}{\epsilon} (f_i - f_i^e(\rho)).$$

The associated conservation law for the density for small values of ϵ is formally given by

$$\partial_t \rho + \partial_x F(\rho) = 0.$$

Applying this framework naively to traffic flow modeling, there are two simple observations related to each other. First, since in the traffic situation all velocities in the kinetic model are positive, i.e. $v_i \geq 0, i = 0, \dots, N$, there is no backward information transport, as, for example, in the case of a backward traveling traffic jam, since there are no negative wave speeds. The fact that there cannot be negative wave speeds also prevents a possible convergence to the limiting conservation law $\partial_t \rho + \partial_x F(\rho) = 0$, if there are situations with density ρ , such that $F'(\rho)$ is negative, due to the sub characteristic condition, see e.g. [26].

Second, since the density ρ in a discrete velocity traffic model is limited by a maximal (bumper-to-bumper) density, the physically reasonable region for such a model is given by the N-simplex $0 \leq f_i$ and $\rho = f_0 + \dots + f_N \leq \rho_{max}$. However, this is not an invariant domain for the above equation (1.1). This can be easily seen looking at the hyperbolic part and considering a suitable Riemann problem. The bound on ρ is not satisfied by the solutions of the equation and one obtains solutions with densities exceeding the bumper-to-bumper density. See the related discussion in [5] for macroscopic traffic models.

In the present paper we introduce a natural new class of discrete-velocity models for traffic flow derived from a non-local version of the classical Prigogine-Herman model and allowing a more rigorous investigation than previous approaches. To derive the equations we proceed similarly as in [6], where a strongly simplified relaxation model has been derived and investigated. It will turn out that the resulting model is a rich and totally linear degenerate system of hyperbolic equations with relaxation. Such systems have many favourable properties and have been studied in detail in the literature, see, for example, [32, 31, 25, 9]. Moreover, this class of discrete velocity models resolves the above issues: it is shown that the invariant region is given by the N-simplex discussed above and that the equations allow for negative wave speeds. Moreover, the full relaxation model exhibits stable and unstable flow situations allowing the modeling of stable traffic and of stop-and-go type instabilities in traffic flow.

Our starting point is a classical continuous kinetic traffic flow equation or, more exactly, a modified version of the spatially inhomogeneous original Prigogine-Herman equation. We proceed with a discretization in velocity space of these equations. A detailed investigation of the resulting hyperbolic parts of the equations of the discrete hierarchy gives a rich hyperbolic system and the invariant domain discussed above. Moreover, the equations together with the relaxation term are considered and a condition for stability respectively instability and appearance of persistent periodic (stop and go) waves is given following the approach in [16, 17]. See also [13] for a discussion of travelling wave solutions for macroscopic traffic equations.

The paper is organized in the following way. In section 2 we discuss a continuous kinetic traffic model based on the classical Prigogine Herman equation. In section 3 we derive a discrete velocity kinetic model from the continuous kinetic traffic equation. In the subsequent sections 4 and 5 the hyperbolic parts of the discrete kinetic equations are investigated in detail. In particular, we prove that the system is a rich and totally linear degenerate hyperbolic system. Section 6 discusses the full relaxation model and the above mentioned stability issues for continuous and discrete equations. Finally, numerical results are presented in Section 7.

2. A continuous kinetic model for traffic flow. Our starting point is a modified version of the classical kinetic Prigogine-Herman equation for traffic flow, see [21, 22, 23, 18, 27, 29, 33]. We proceed similarly as in [6].

2.1. Derivation of the continuous kinetic model. The kinetic model is based on an underlying microscopic model with braking interactions, where the driver at x with velocity v reacts to his predecessor at $x + H$ with velocity $\hat{v} < v$. Here $H > 0$ is a minimal distance between the vehicles. The new velocity resulting of this braking interaction is equal to the velocity of the leading car. Then, $\frac{1}{H}$ is the maximal density of vehicles on the road and the interaction strength is modulated by a factor $\frac{1}{1-H\rho}$ which can be derived from the two particle correlation function of the vehicles, compare [23]. One obtains for $t \in \mathbb{R}^+$, $x \in \mathbb{R}$, $v \in [0, v_{max}]$ the following equation for the distribution function $f = f(x, v, t) \geq 0$

$$\partial_t f + v \partial_x f = J(f) = J_B(f) + J_A(f),$$

where J_B describes the interactions with respect to braking and J_A additional interactions, like those related to acceleration. The braking term $J_B(f)$ is given as in [33, 8] by

$$J_B(f) = \frac{1}{1-H\rho} \int_{\hat{v} > v} (\hat{v} - v) f(x, \hat{v}) f(x + H, v) d\hat{v} \\ - \frac{1}{1-H\rho} \int_{\hat{v} < v} (v - \hat{v}) f(x, v) f(x + H, \hat{v}) d\hat{v}$$

with $\rho = \int_0^{v_{max}} f(v) dv \leq \rho_{max} = \frac{1}{H}$.

Nondimensionalization using the new variables $\tilde{x} = \frac{x}{H}$, $\tilde{t} = \frac{v_{max}}{H} t$, $\tilde{v} = \frac{v}{v_{max}}$ and the new distribution function $\tilde{f}(\tilde{x}, \tilde{v}, \tilde{t}) = \frac{v_{max}}{\rho_{max}} f(x, v, t) = H v_{max} f(x, v, t)$ gives, if we neglect the tilde-notation, the equation

$$(2.1) \quad \partial_t f + v \partial_x f = J_B(f) + J_A(f)$$

with

$$J_B(f) = \frac{1}{1-\rho} \int_{\hat{v} > v} (\hat{v} - v) f(x, \hat{v}) f(x + 1, v) d\hat{v} \\ - \frac{1}{1-\rho} \int_{\hat{v} < v} (v - \hat{v}) f(x, v) f(x + 1, \hat{v}) d\hat{v},$$

where $t \in \mathbb{R}^+$, $x \in \mathbb{R}$, $v \in [0, 1]$ and $\rho = \int_0^1 f(v) dv \leq 1$.

Now, we split the braking term into two terms containing the local and non-local

braking effects, respectively. The local braking term is

$$\begin{aligned} J_B^L(f) &= \frac{1}{1-\rho} \int_{\hat{v}>v} (\hat{v}-v)f(x,\hat{v})f(x,v)d\hat{v} \\ &\quad - \frac{1}{1-\rho} \int_{\hat{v}<v} (v-\hat{v})f(x,v)f(x,\hat{v})d\hat{v} \\ &= \frac{1}{1-\rho} \int (\hat{v}-v)f(v)f(\hat{v})d\hat{v} = f(v) \frac{q-v\rho}{1-\rho} \end{aligned}$$

with $q = \int_0^1 vf(v)dv$.

REMARK 1. *The term J_B^L is the classical breaking term for kinetic problems as in the work of Prigogine and Herman [33].*

The term containing the non-local effects due to braking interactions is then denoted by $J_B^{NL}(f)$. Thus,

$$J_B^{NL}(f) = J_B(f) - J_B^L(f).$$

The total local effects are then described by the combined term

$$J^L(f) = J_A(f) + J_B^L(f).$$

To simplify the situation we approximate this term by a standard relaxation term

$$J^L(f) \approx J_R(f) = -\frac{1}{T} (f - f^e(\rho, v))$$

with an equilibrium function f^e fulfilling $\int f^e(\rho, v)dv = \rho = \int f(v)dv$. The first moment of f^e is $\int v f^e(\rho, v)dv = F(\rho)$, where $F(\rho), 0 \leq \rho \leq 1$ is called the fundamental diagram. f^e is chosen in such a way, that $V(\rho) = \frac{F(\rho)}{\rho}$ is monotone decaying with $V(0) = 1$ and $V(1) = 0$. This yields functions F fulfilling $F(0) = F(1) = 0$ and $F'(\rho) \leq 1$. Moreover, in the following, we use $E = E(\rho)$ to denote the second moment of f^e , i.e. $E = \int v^2 f^e(\rho, v)dv$.

EXAMPLE 1. *As an example for the equilibrium function f^e , which will also be used for numerical computations, we consider a class of equilibrium functions f^e depending only on the first 3 moments ρ, F, E , i.e.*

$$f^e(\rho, v) = \delta_0(v) \left(\rho - F - (\gamma - 1) \frac{F - E}{1 - \lambda} \right) + \frac{F - E}{1 - \lambda} \frac{g(v)}{v} + \delta_1(v) \left(F - \frac{F - E}{1 - \lambda} \right)$$

with a smooth function $g \geq 0$, $\int_0^1 g(v)dv = 1$. Here $\lambda = \int_0^1 vg(v)dv$ and we require $\gamma = \int_0^1 \frac{g(v)}{v}dv < \infty$. Note that realizability, i.e. positivity of f^e , requires

$$(2.2) \quad F - \frac{1 - \lambda}{\gamma - 1}(\rho - F) \leq E \text{ and } \lambda F \leq E \leq F$$

for all $0 < \rho < 1$.

To continue, the kinetic equation is now scaled with a hyperbolic space time scaling $t \rightarrow \frac{t}{\epsilon}$ and $x \rightarrow \frac{x}{\epsilon}$. This leads to

$$\partial_t f + v \partial_x f = \frac{1}{\epsilon} J_R(f) + \frac{1}{\epsilon} J_B^{NL}(f)$$

with

$$J_B^{NL}(f) = \frac{1}{1-\rho} \int_{\hat{v}>v} (\hat{v}-v)f(x,\hat{v})[f(x+\epsilon,v)-f(x,v)]d\hat{v} \\ - \frac{1}{1-\rho} \int_{\hat{v}<v} (v-\hat{v})f(x,v)[f(x+\epsilon,\hat{v})-f(x,\hat{v})]d\hat{v}.$$

REMARK 2. Note that in the fluid dynamic context, this is the classical hydrodynamic Enskog-Boltzmann scaling, see, for example, [24].

Using a Taylor approximation we approximate the non-local term to order $\mathcal{O}(\epsilon^2)$ by the term $\epsilon J(f, \partial_x f)$ with

$$J(f, \partial_x f) = \frac{1}{1-\rho} \int_{\hat{v}>v} (\hat{v}-v)f(\hat{v})\partial_x f(v)d\hat{v} - \frac{1}{1-\rho} \int_{\hat{v}<v} (v-\hat{v})f(v)\partial_x f(\hat{v})d\hat{v}.$$

Altogether, we obtain the kinetic problem

$$(2.3) \quad \partial_t f + v\partial_x f - J(f, \partial_x f) = \frac{1}{\epsilon} J_R(f),$$

which will be the starting point of our investigations.

3. Discrete velocity models for traffic flow. To obtain a hierarchy of discrete velocity models we discretize equation (2.3) in velocity space with the (not necessarily equidistant) velocities $0 = v_0 < v_1 < v_2 < \dots < v_{N-1} < v_N = 1$. Note that the choices $v_0 = 0$ and $v_N = 1$ are necessary to span the full range of all possible velocities. The associated discrete distribution functions we denote $f_i = f_i(x, t) \in [0, 1]$, $i = 0, \dots, N$ and define the discrete density and momentum by

$$\rho = \sum_{i=0}^N f_i \quad \text{and} \quad q = \sum_{i=0}^N v_i f_i.$$

For the discretization of the equilibrium distribution we use discrete values $f_i^e(\rho)$, $i = 0, \dots, N$ fulfilling $\sum_{i=0}^N f_i^e(\rho) = \rho$ and denote again $\sum_{i=0}^N v_i f_i^e(\rho) = F(\rho)$.

We obtain the following discretization of the term $(1-\rho)J(f, \partial_x f)$.

$$i = 0 : \sum_{j=1}^N v_j f_j \partial_x f_0 \\ i = 1, \dots, N-1 : \sum_{j=i+1}^N (v_j - v_i) f_j \partial_x f_i - \sum_{j=0}^{i-1} (v_i - v_j) f_i \partial_x f_j \\ i = N : - \sum_{j=0}^{N-1} (1 - v_j) f_N \partial_x f_j.$$

Altogether, this gives the hyperbolic system

$$(3.1) \quad \begin{aligned} \partial_t f_0 + v_0 \partial_x f_0 - \frac{1}{1-\rho} \left[\sum_{j=1}^N (v_j - v_0) f_j \partial_x f_0 \right] &= J_R^0 \\ \partial_t f_i + v_i \partial_x f_i - \frac{1}{1-\rho} \left[\sum_{j=i+1}^N (v_j - v_i) f_j \partial_x f_i - \sum_{j=0}^{i-1} (v_i - v_j) f_i \partial_x f_j \right] &= J_R^i \\ \partial_t f_N + v_N \partial_x f_N - \frac{1}{1-\rho} \left[- \sum_{j=0}^{N-1} (v_N - v_j) f_N \partial_x f_j \right] &= J_R^N \end{aligned}$$

for $i = 1, \dots, N-1$. Here

$$J_R^i = -\frac{1}{T} (f_i - f_i^e(\rho))$$

for $i = 0, \dots, N$. This is a quasilinear hyperbolic system

$$\partial_t f + A(f) \partial_x f = J_R(f),$$

where the lower triangular matrix has the values

$$A_{ii}(f) = v_i - \frac{1}{1-\rho} \left(\sum_{j=i+1}^N (v_j - v_i) f_j \right), \quad A_{ij}(f) = \frac{1}{1-\rho} (v_i - v_j) f_i \geq 0 \text{ for } j < i.$$

The eigenvalues of A are

$$\begin{aligned} \lambda_0 &= -\frac{1}{1-\rho} \sum_{j=1}^N v_j f_j \leq 0, & \lambda_N &= 1, \\ \lambda_i &= v_i - \frac{1}{1-\rho} \sum_{j=i+1}^N (v_j - v_i) f_j, & i &= 1, \dots, N-1 \end{aligned}$$

EXAMPLE 2. $N = 1$. For a two velocity model with the velocities $0 = v_0, v_1 = 1$ we obtain

$$\begin{aligned} \partial_t f_0 - \frac{1}{1-\rho} f_1 \partial_x f_0 &= -\frac{1}{\epsilon} (f_0 - \rho + F(\rho)) \\ \partial_t f_1 + \partial_x f_1 + \frac{1}{1-\rho} f_1 \partial_x f_0 &= -\frac{1}{\epsilon} (f_1 - F(\rho)). \end{aligned}$$

Note that this is the simplified relaxation model derived in [6].

EXAMPLE 3. $N = 2$. For the three velocity model we obtain with $\rho = f_0 + f_1 + f_2$ and $q = v_1 f_1 + f_2$ and $e = v_1^2 f_1 + f_2$ and $E(\rho) = v_1^2 f_1^e + f_2^e$, the following expressions $f_0 = \rho - f_1 - f_2$, $f_1 = \frac{q-e}{v_1(1-v_1)}$, $f_2 = \frac{e-v_1 q}{1-v_1}$ and

$$\begin{aligned} \partial_t f_0 - \frac{q}{1-\rho} \partial_x f_0 &= -\frac{1}{\epsilon} \left(f_0 - \rho + \frac{(1-v_1^2)F(\rho) - E(\rho)(1-v_1)}{v_1(1-v_1)} \right) \\ \partial_t f_1 + \left(v_1 - \frac{1-v_1}{1-\rho} f_2 \right) \partial_x f_1 + \frac{v_1}{1-\rho} f_1 \partial_x f_0 &= -\frac{1}{\epsilon} \left(f_1 - \frac{F(\rho) - E(\rho)}{v_1(1-v_1)} \right) \\ \partial_t f_2 + \partial_x f_2 + \frac{1-v_1}{1-\rho} f_2 \partial_x f_1 + \frac{1}{1-\rho} f_2 \partial_x f_0 &= -\frac{1}{\epsilon} \left(f_2 - \frac{v_1 E(\rho) - v_1^2 F(\rho)}{v_1(1-v_1)} \right). \end{aligned}$$

Suitable functions for F and E lie in the realizability region

$$(3.2) \quad F - v_1(\rho - F) \leq E, \quad v_1 F \leq E \leq F.$$

EXAMPLE 4. *General N .* We obtain an example for general N via considering a discrete version of the equilibrium distribution in Example 1. That means we consider equilibrium functions of the following form. Fix a function $F = F(\rho)$ and $E = E(\rho)$. Moreover, let $0 \leq \alpha_i \leq 1, i = 1, \dots, N-1$ and $\sum_{i=1}^{N-1} \alpha_i = 1$. Moreover, we define $\lambda = \sum_{i=1}^{N-1} \alpha_i v_i$ and $\gamma = \sum_{i=1}^{N-1} \frac{\alpha_i}{v_i}$. Then

$$\begin{aligned} f_i^e(\rho, v) &= \frac{\alpha_i F - E}{v_i (1 - \lambda)}, & i = 1, \dots, N-1, \\ f_N^e(\rho, v) &= F - \sum_{i=1}^{N-1} v_i f_i^e, & f_0^e(\rho, v) = \rho - \sum_{i=1}^N f_i^e \end{aligned}$$

Realizability requires again $F - \frac{1-\lambda}{\gamma-1}(\rho - F) \leq E$ and $\lambda F \leq E \leq F$ for all $0 < \rho < 1$ as in the continuous case. Note that for $N = 2$ this is Example 3.

4. Properties of the hyperbolic model. In this and the following section we will give a thorough discussion of the hyperbolic part of (3.1) and show that the hyperbolic systems are, for all values of N , rich and totally linear degenerate, which leads to global existence of solutions, see [31, 32]. We start with investigating the properties of the eigenvalues and eigenvectors of the system matrix. Obviously $\nabla \lambda_N = 0$ and for $i = 0, \dots, N-1$ we have with $\alpha = \frac{1}{1-\rho}$

$$\nabla \lambda_i = \begin{pmatrix} -\frac{1}{(1-\rho)^2} \sum_{j=i+1}^N (v_j - v_i) f_j \\ \vdots \\ -\frac{1}{(1-\rho)^2} \sum_{j=i+1}^N (v_j - v_i) f_j \\ -\frac{1}{1-\rho} (v_{i+1} - v_i) - \frac{1}{(1-\rho)^2} \sum_{j=i+1}^N (v_j - v_i) f_j \\ \vdots \\ -\frac{1}{1-\rho} (v_k - v_i) - \frac{1}{(1-\rho)^2} \sum_{j=i+1}^N (v_j - v_i) f_j \\ \vdots \\ -\frac{H}{1-\rho} (v_N - v_i) - \frac{1}{(1-\rho)^2} \sum_{j=i+1}^N (v_j - v_i) f_j \end{pmatrix} = \alpha \begin{pmatrix} \lambda_i - v_i \\ \vdots \\ \lambda_i - v_i \\ \lambda_i - v_{i+1} \\ \vdots \\ \lambda_i - v_k \\ \vdots \\ \lambda_i - v_N \end{pmatrix}.$$

The eigenvectors r_i for the eigenvalues $\lambda_i, i = 0, \dots, N$ are given by

$$r_i = (0, \dots, 0, 1, r_i^{i+1}, \dots, r_i^k, \dots, r_i^N)^T$$

with the recursive definition (solving the corresponding lower triangular linear system)

$$r_i^{i+1} = \frac{A_{i+1,i}}{\lambda_i - \lambda_{i+1}} \quad \text{and} \quad r_i^k = \frac{A_{k,i} + \sum_{j=i+1}^{k-1} A_{k,j} r_i^j}{\lambda_i - \lambda_k} \quad \text{for } k = i+2, \dots, N.$$

We prove now a simple explicit expression for the eigenvectors, i.e. for $k = i+1, \dots, N$ we prove

$$r_i^k = -\frac{f_k}{1 - \sum_{j=0}^i f_j}.$$

The proof is done by induction over k starting with $k = i + 1$. We have

$$\begin{aligned}
r_i^{i+1} &= \frac{A_{i+1,i}}{\lambda_i - \lambda_{i+1}} \\
&= \frac{\alpha(v_{i+1} - v_i)f_{i+1}}{(v_{i+1} - v_i) - \alpha \left(\sum_{j=i+1}^N (v_j - v_i)f_j - \sum_{j=i+2}^N (v_j - v_{i+1})f_j \right)} \\
&= -\frac{f_{i+1}}{\frac{1}{\alpha} + \frac{1}{v_{i+1} - v_i} \left(\sum_{j=i+2}^N (v_j - v_i - (v_j - v_{i+1}))f_j + (v_{i+1} - v_i)f_{i+1} \right)} \\
&= -\frac{f_{i+1}}{1 - \rho + \left(\sum_{j=i+2}^N f_j + f_{i+1} \right)} = -\frac{f_{i+1}}{1 - \sum_{j=0}^i f_j}.
\end{aligned}$$

Assuming now for $k > i + 1$

$$r_i^j = -\frac{f_j}{1 - \sum_{l=0}^i f_l}, j = i + 1, \dots, k - 1,$$

we obtain for $k > i + 1$

$$\begin{aligned}
r_i^k &= \frac{A_{k,i} + \sum_{j=i+1}^{k-1} A_{k,j}r_i^j}{\lambda_i - \lambda_k} \\
&= \frac{\alpha(v_k - v_i)f_k + \alpha \sum_{j=i+1}^{k-1} (v_k - v_j)f_k r_i^j}{(v_i - v_k) - \alpha \left(\sum_{j=i+1}^N (v_j - v_i)f_j - \sum_{j=k+1}^N (v_j - v_k)f_j \right)} \\
&= \frac{f_k \left[(v_k - v_i) + \sum_{j=i+1}^{k-1} (v_k - v_j)r_i^j \right]}{\frac{1}{\alpha}(v_i - v_k) - \left(\sum_{j=i+1}^N (v_j - v_i - (v_j - v_k))f_j + \sum_{j=i+1}^k (v_j - v_k)f_j \right)}
\end{aligned}$$

which gives

$$\begin{aligned}
r_i^k &= -\frac{f_k \left[(v_k - v_i) + \sum_{j=i+1}^{k-1} (v_k - v_j)r_i^j \right]}{\left[(1 - \rho)(v_k - v_i) - \sum_{j=i+1}^N (v_k - v_i)f_j \right] - \sum_{j=i+1}^k (v_j - v_k)f_j} \\
&= -\frac{f_k \left[(v_k - v_i) + \sum_{j=i+1}^{k-1} (v_k - v_j)r_i^j \right]}{\left(1 - \sum_{j=0}^i f_j \right) \left((v_k - v_i) + \sum_{j=i+1}^{k-1} (v_k - v_j)r_i^j \right)} \\
&= -\frac{f_k}{1 - \sum_{j=0}^i f_j}.
\end{aligned}$$

This proves the explicit expression.

4.1. Total linear degeneracy. Using this representation one can easily prove that the hyperbolic system is totally linear degenerate [9] computing $\nabla \lambda_i \cdot r_i$ and

proving that this is equal to zero for all $i = 0, \dots, N$. We compute

$$\nabla \lambda_i \cdot r_i = \begin{pmatrix} \lambda_i - v_i \\ \dots \\ \lambda_i - v_i \\ \lambda_i - v_{i+1} \\ \dots \\ \lambda_i - v_N \end{pmatrix}^T \cdot \begin{pmatrix} 0 \\ \vdots \\ 0 \\ 1 \\ r_i^{i+1} \\ \dots \\ r_i^N \end{pmatrix}$$

This yields

$$\begin{aligned} \nabla \lambda_i \cdot r_i &= \lambda_i - v_i + \sum_{j=i+1}^N (\lambda_i - v_j) r_i^j \\ &= \lambda_i - v_i - \sum_{j=i+1}^N (\lambda_i - v_j) \frac{f_j}{1 - \sum_{l=0}^i f_l} \\ &= \frac{1}{1 - \sum_{l=0}^i f_l} \left((\lambda_i - v_i) \left(1 - \sum_{j=0}^i f_j\right) - \sum_{j=i+1}^N (\lambda_i - v_j) f_j \right). \end{aligned}$$

This expression is equal to zero, since

$$\begin{aligned} &(\lambda_i - v_i) \left(1 - \sum_{j=0}^i f_j\right) - \sum_{j=i+1}^N (\lambda_i - v_j) f_j \\ &= \lambda_i \left(1 - \sum_{j=0}^N f_j\right) - v_i \left(1 - \sum_{j=0}^i f_j\right) + \sum_{j+1}^N v_j f_j \\ &= \lambda_i \left(1 - \sum_{j=0}^N f_j\right) - v_i \left(1 - \sum_{j=0}^N f_j\right) + \sum_{j+1}^N v_i f_j - \sum_{j+1}^N v_i f_j + \sum_{j+1}^N (v_j - v_i) f_j \\ &= \lambda_i \left(1 - \sum_{j=0}^N f_j\right) - v_i \left(1 - \sum_{j=0}^N f_j\right) + \sum_{j+1}^N (v_j - v_i) f_j \end{aligned}$$

and this is equal to

$$\begin{aligned} &(\lambda_i - v_i) \left(1 - \sum_{j=0}^N f_j\right) + \sum_{j+1}^N (v_j - v_i) f_j \\ &= \frac{1}{\alpha} \left((\lambda_i - v_i) + \alpha \sum_{j+1}^N (v_j - v_i) f_j \right) = 0 \end{aligned}$$

due to the definition of the eigenvalues λ_i . Thus, we have obtained a totally linear degenerate hyperbolic system.

In the following subsections we determine Riemann invariants for the hyperbolic system and investigate the geometry of the integral curves.

4.2. Riemann invariants. In the present case the Lax curves are given by the integral curves due to the linear degeneracy of all fields. To determine them we look first for Riemann invariants w_i^j such that $\nabla w_i^j \cdot r_i = 0$ for $i = 0, \dots, N$ and $j = 0, \dots, N, j \neq i$, i.e. N Riemann invariants for each field. We claim that the following functions are Riemann invariants for each field $i = 0, \dots, N$.

$$w_i^j = f_j, j = 0, \dots, i-1$$

for $i = 1, \dots, N$. Moreover, we have the following invariants for $i = 0, \dots, N-1$ given by

$$w_i^j = r_i^j, j = i+1, \dots, N.$$

This is obvious for $f_j, j = 0, \dots, i-1$ due to the form of the eigenvectors r_i . The invariance of $w_i^j = r_i^j, j = i+1, \dots, N, i = 0, \dots, N-1$ is seen as follows. Compute

$$\begin{aligned} \nabla w_i^j \cdot r_i &= \nabla r_i^j \cdot r_i = -\nabla \left(\frac{f_j}{1 - \sum_{l=0}^i f_l} \right) \cdot r_i = \\ &= - \left(\overbrace{\frac{f_j}{(1 - \sum_{l=0}^i f_l)^2}, \dots, \frac{f_j}{(1 - \sum_{l=0}^i f_l)^2}}^{0, \dots, i}, 0, \dots, 0, \overbrace{\frac{1}{1 - \sum_{l=0}^i f_l}}^j, 0, \dots, 0 \right) \cdot \begin{pmatrix} 0 \\ \vdots \\ 0 \\ 1 \\ r_i^{i+1} \\ \vdots \\ r_i^N \end{pmatrix}. \end{aligned}$$

This expression is equal to

$$\begin{aligned} &= - \frac{f_j}{(1 - \sum_{l=0}^i f_l)^2} - \frac{1}{1 - \sum_{l=0}^i f_l} r_i^j \\ &= - \frac{f_j}{(1 - \sum_{l=0}^i f_l)^2} + \frac{1}{1 - \sum_{l=0}^i f_l} \frac{f_j}{1 - \sum_{l=0}^i f_l} = 0. \end{aligned}$$

EXAMPLE 3 (revisited). We consider the 3-equation case $N = 2$: The Riemann invariants are for the field $i = 2$ given by f_0 and f_1 . For $i = 1$ they are given by f_0 and r_1^2 and for the field $i = 0$ we have r_0^2 and r_0^1 .

5. Richness and conservative form of the discrete velocity model. We prove that the system can be written in diagonal and in conservative form using suitable transformations between N -simplexes and the unit N -cube.

5.1. The diagonal form of the system. Out of the Riemann invariants computed above, we choose a special subset of $N+1$ Riemann invariants $w_k, k = 0, \dots, N$ such that for all $i = 0, \dots, N$ with $i \neq k$ we have

$$\nabla w_k \cdot r_i = 0.$$

These invariants are obtained by choosing

$$w_0 = f_0 \in [0, 1], w_k = r_{k-1}^k = \frac{f_k}{1 - \sum_{j=0}^{k-1} f_j} \in [0, 1], k = 1, \dots, N$$

Note that the transformation from f_i to w_i variables is a transformation from the unit N -simplex to the unit N -cube.

We prove that for all $i = 0, \dots, N$ with $i \neq k$ we have $\nabla w_k \cdot r_i = 0$. A standard computation gives then that the transformed system is in diagonal form.

For w_0 the statement is obvious.

For $k = 1, \dots, N$ and $i = 0, \dots, N, i \neq k$

$$\begin{aligned} \nabla w_k \cdot r_i &= \nabla r_{k-1}^k \cdot r_i = -\nabla \left(\frac{f_k}{1 - \sum_{l=0}^{k-1} f_l} \right) \cdot r_i \\ &= - \left(\overbrace{\left(\frac{f_k}{(1 - \sum_{l=0}^{k-1} f_l)^2}, \dots, \frac{f_k}{(1 - \sum_{l=0}^{k-1} f_l)^2} \right)}^{0, \dots, k-1}, \frac{1}{1 - \sum_{l=0}^{k-1} f_l}, 0, \dots, 0 \right) \cdot \begin{pmatrix} 0 \\ \vdots \\ 0 \\ 1 \\ r_i^{i+1} \\ \dots \\ r_i^N \end{pmatrix}. \end{aligned}$$

This is obviously equal to zero, as long as $i > k$. In case $i < k$ it is equal to

$$\begin{aligned} &\frac{f_k}{(1 - \sum_{l=0}^{k-1} f_l)^2} (1 + r_i^{i+1} + \dots + r_i^{k-1}) + \frac{1}{1 - \sum_{j=0}^{k-1} f_j} r_i^k. \\ &= \frac{1}{(1 - \sum_{l=0}^{k-1} f_l)^2} \left(f_k (1 + \sum_{j=i+1}^{k-1} r_i^j) + (1 - \sum_{j=0}^{k-1} f_j) r_i^k \right) \\ &= \frac{1}{(1 - \sum_{l=0}^{k-1} f_l)^2 (1 - \sum_{l=0}^i f_l)} \left(f_k (1 - \sum_{j=0}^i f_j - \sum_{j=i+1}^{k-1} f_j) - (1 - \sum_{j=0}^{k-1} f_j) f_k \right) = 0. \end{aligned}$$

This leads to the equations in diagonal form

$$(5.1) \quad \partial_t w_i + \lambda_i(w) \partial_x w_i = 0, \quad i = 0, \dots, N.$$

with

$$\begin{aligned} \lambda_0 &= -\frac{1}{1 - \rho} \sum_{j=1}^N v_j w_j \prod_{l=0}^{j-1} (1 - w_l) \leq 0, \quad \lambda_N = 1 \\ \lambda_i &= v_i - \frac{1}{1 - \rho} \sum_{j=i+1}^N (v_j - v_i) w_j \prod_{l=0}^{j-1} (1 - w_l), \quad i = 1, \dots, N-1 \end{aligned}$$

REMARK 3. Note that the integral curves in the transformed variables are simply given by straight lines in the direction of the coordinate axes. Therefore the unit cube is obviously an invariant domain for the transformed equations. In primitive variables f this gives the invariance of the unit N -simplex for the equations.

REMARK 4. Note that the backwards transformation is given by

$$f_0 = w_0, \quad f_k = w_k \prod_{j=0}^{k-1} (1 - w_j), \quad 1 - \rho = \prod_{j=0}^N (1 - w_j).$$

EXAMPLE 3 (revisited). We consider again the 3-equation case $N = 2$. With the invariants f_0 and r_0^1 for the field $i = 2$, the invariants f_0 and r_1^2 for $i = 1$ and invariants r_0^1 and r_1^2 for $i = 0$. The eigenvalues in the new variables are

$$\begin{aligned}\lambda_0(w) &= -\frac{v_1 w_1 + w_2(1 - w_1)}{(1 - w_1)(1 - w_2)} \\ \lambda_1(w) &= v_1 - (1 - v_1) \frac{w_2}{1 - w_2} = \frac{v_1 - w_2}{1 - w_2} \\ \lambda_2(w) &= 1\end{aligned}$$

and the macroscopic quantities are

$$\begin{aligned}\rho &= 1 - (1 - w_0)(1 - w_1)(1 - w_2) \\ q &= v_1 f_1 + f_2 = (1 - w_0)(v_1 w_1 + w_2 - w_1 w_2).\end{aligned}$$

In a last step we determine a second transformation such that the equations can be written in conservative form. Hyperbolic systems which can be written in diagonal and conservative form are called rich [32, 31].

5.2. Rich systems and the conservative form. We define the functions $N_k(w)$, $k = 0, \dots, N$ as functions of the above Riemann invariants w_k as

$$N_k(w) = \prod_{j=k}^N (1 - w_j) \in [0, 1].$$

The transformation from w_i to N_i variables is a transformation from the unit N-cube into an N-simplex. Note that for $k = 0, \dots, N - 1$

$$\begin{aligned}\lambda_k(w) &= v_k - \frac{1}{1 - \rho} \sum_{j=k+1}^N (v_j - v_k) f_j \\ &= v_k - \frac{\sum_{j=k+1}^N (v_j - v_k) w_j \prod_{l=0}^{j-1} (1 - w_l)}{\prod_{j=0}^N (1 - w_j)} \\ &= v_k - \frac{\sum_{j=k+1}^N (v_j - v_k) w_j \prod_{l=0}^{j-1} (1 - w_l)}{\prod_{j=0}^N (1 - w_j)} \\ &= v_k - \frac{\sum_{j=k+1}^N (v_j - v_k) w_j \prod_{l=k}^{j-1} (1 - w_l)}{\prod_{j=k}^N (1 - w_j)} \\ &= v_k - \frac{(v_{k+1} - v_k) w_{k+1} + \sum_{j=k+2}^N (v_j - v_k) w_j \prod_{l=k+1}^{j-1} (1 - w_l)}{\prod_{j=k+1}^N (1 - w_j)}\end{aligned}$$

and therefore

$$\frac{\partial \lambda_k(w)}{\partial w_j} = 0$$

for $j \leq k$. For $j > k$ we have

$$(5.2) \quad \frac{\partial \lambda_k(w)}{\partial w_j} = -\frac{\lambda_j - \lambda_k}{1 - w_j}.$$

A proof can be found in the appendix.

Moreover, we have directly

$$\frac{\partial N_k(w)}{\partial w_j} = \frac{\partial}{\partial w_j} \left(\prod_{l=k}^N (1 - w_l) \right) = - \prod_{l=k, l \neq j}^N (1 - w_l)$$

if $j \geq k$ and $\frac{\partial N_k(w)}{\partial w_j} = 0$ if $j < k$. Altogether, we have

$$(5.3) \quad (\lambda_j - \lambda_k) \frac{\partial N_k(w)}{\partial w_j} = N_k(w) \frac{\partial \lambda_k(w)}{\partial w_j}.$$

This is obvious for $j \leq k$. For $j > k$ we have

$$\begin{aligned} (\lambda_j - \lambda_k) \frac{\partial N_k(w)}{\partial w_j} &= -(\lambda_j - \lambda_k) \prod_{l=k, l \neq j}^N (1 - w_l) \\ &= (1 - w_j) \prod_{l=k, l \neq j}^N (1 - w_l) \frac{\partial \lambda_k(w)}{\partial w_j} = \prod_{l=k}^N (1 - w_l) \frac{\partial \lambda_k(w)}{\partial w_j} \\ &= N_k(w) \frac{\partial \lambda_k(w)}{\partial w_j}. \end{aligned}$$

Using (5.3) a classical computation, see [31, 32], gives the conservative form

$$\partial_t N_i(w) + \partial_x (\lambda_i(w) N_i(w)) = 0, \quad i = 0, \dots, N.$$

The eigenvalues in the new variables are

$$\lambda_0 = -\frac{1}{1-\rho} \left(\sum_{j=1}^{N-1} v_j \left(1 - \frac{N_j}{N_{j+1}}\right) \prod_{l=0}^{j-1} \frac{N_l}{N_{l+1}} + (1 - N_N) \prod_{l=0}^{N-1} \frac{N_l}{N_{l+1}} \right)$$

and for $i = 1, \dots, N-2$

$$\lambda_i = v_i - \frac{1}{1-\rho} \left(\sum_{j=i+1}^{N-1} (v_j - v_i) \left(1 - \frac{N_j}{N_{j+1}}\right) \prod_{l=0}^{j-1} \frac{N_l}{N_{l+1}} + (1 - v_i) (1 - N_N) \prod_{l=0}^{N-1} \frac{N_l}{N_{l+1}} \right)$$

and

$$\lambda_{N-1} = v_{N-1} - \frac{1}{1-\rho} (1 - v_{N-1}) N_0 \left(\frac{1}{N_N} - 1 \right), \quad \lambda_N = 1.$$

With $N_0 = 1 - \rho$ this can be rewritten as

$$\lambda_0 = - \left(\sum_{j=1}^{N-1} v_j \left(\frac{1}{N_j} - \frac{1}{N_{j+1}} \right) + \left(\frac{1}{N_N} - 1 \right) \right)$$

and for $i = 1, \dots, N-2$

$$\lambda_i = v_i - \left(\sum_{j=i+1}^{N-1} (v_j - v_i) \left(\frac{1}{N_j} - \frac{1}{N_{j+1}} \right) + (1 - v_i) \left(\frac{1}{N_N} - 1 \right) \right)$$

and

$$\lambda_{N-1} = v_{N-1} - (1 - v_{N-1}) \left(\frac{1}{N_N} - 1 \right), \quad \lambda_N = 1.$$

REMARK 5. *The backwards transformation is*

$$w_N = 1 - N_N, \quad w_i = 1 - \frac{N_i}{N_{i+1}}, i = 0, \dots, N - 1$$

and the direct transformation between primitive and conservative variables is given by

$$f_N = N_0 \left(\frac{1}{N_N} - 1 \right), \quad f_k = N_0 \left(\frac{1}{N_k} - \frac{1}{N_{k+1}} \right), k = 0, \dots, N - 1$$

and

$$N_0 = 1 - \rho, \quad N_k = \frac{1 - \rho}{1 - \sum_{j=0}^{k-1} f_j}, k = 1, \dots, N.$$

EXAMPLE 2 (revisited). *For the 2-equation case $N = 1$ we have*

$$N_0 = 1 - \rho, \quad N_1 = \frac{1 - \rho}{1 - f_0}.$$

and

$$f_1 = N_0 \left(\frac{1}{N_1} - 1 \right), \quad f_0 = N_0 \left(\frac{1}{N_0} - \frac{1}{N_1} \right).$$

The equations are with $\lambda_0 = 1 - \frac{1}{N_1}$ given by

$$\begin{aligned} \partial_t N_0 + \partial_x (\lambda_0(N) N_0) &= 0, \\ \partial_t N_1 + \partial_x N_1 &= 0. \end{aligned}$$

Moreover, the flux is given by $q = f_1 = N_0 \left(\frac{1}{N_1} - 1 \right)$.

EXAMPLE 3 (revisited). *For the 3-equation case $N = 2$ we have*

$$N_0 = 1 - \rho, \quad N_1 = (1 - w_1)(1 - w_2), \quad N_2 = (1 - w_2)$$

and

$$w_0 = 1 - \frac{N_0}{N_1}, \quad w_1 = 1 - \frac{N_1}{N_2}, \quad w_2 = 1 - N_2.$$

This gives with

$$\begin{aligned} \lambda_0(N) &= -\frac{1}{N_1 N_2} (v_1 (N_2 - N_1) + N_1 (1 - N_2)), \\ \lambda_1(N) &= \frac{1}{N_2} (N_2 - (1 - v_1)) \end{aligned}$$

the system of equations

$$\begin{aligned} \partial_t N_0 + \partial_x (\lambda_0(N) N_0) &= 0 \\ \partial_t N_1 + \partial_x (\lambda_1(N) N_1) &= 0 \\ \partial_t N_2 + \partial_x N_2 &= 0. \end{aligned}$$

Moreover, the flux is $q = N_0 \left((1 - v_1) \frac{1}{N_2} + \frac{v_1}{N_1} - 1 \right)$.

REMARK 6. *Defining a continuous version of the transformation between primitive and conservative variables we have*

$$N = \frac{1 - \rho}{1 - \int_0^v f(v') dv'}$$

and

$$f = (1 - \rho) \frac{N'(v)}{N^2(v)}.$$

Then, the equation

$$(5.4) \quad \partial_t f + v \partial_x f - \frac{1}{1 - \rho} \left[\int_v^1 (\hat{v} - v) f(\hat{v}) d\hat{v} \partial_x f(v) - \int_0^v (v - \hat{v}) \partial_x f(\hat{v}) d\hat{v} f(v) \right] = 0$$

is transformed into the problem

$$(5.5) \quad \partial_t N + \partial_x \left(N \left(1 - \int_v^1 \frac{1}{N(v')} dv' \right) \right) = 0.$$

REMARK 7. *The fact, that the hyperbolic system is rich and totally linear degenerate yields different further properties of the system. For example, for the homogeneous system one obtains explicit representation formulas and existence of global entropy solutions, see [35, 25]. For the relaxation system the so-called semi-linear behaviour is obtained in [9] preventing the appearance of shock solutions.*

6. The full relaxation model. In this section we consider the full relaxation model. In particular, a stability condition is formulated based on the Chapman-Enskog procedure, see [16, 17] for similar investigations for the ARZ equations. The relation of this condition to the appearance of persistent periodic solutions will be numerically investigated in the following Section 7.

6.1. Stability of the continuous kinetic model. Considering the continuous inhomogeneous problem (2.3), multiplying the equation with 1 and v and integrating with respect to v one obtains the balance equations, that is equations for the zeroth and first moment of the distribution function f , i.e.

$$\begin{aligned} \partial_t \rho + \partial_x q &= 0 \\ \partial_t q + \partial_x e + \frac{1}{1 - \rho} \int \int_{\hat{v} < v} (v - \hat{v})^2 f(v) \partial_x f(\hat{v}) d\hat{v} dv &= -\frac{1}{\epsilon} (q - F(\rho)) \end{aligned}$$

using the notation $e = \int v^2 f(v) dv$. Using the fact that up to order $\mathcal{O}(\epsilon)$ we have $f = f^e(\rho)$ we obtain up to order $\mathcal{O}(\epsilon^2)$

$$q = F(\rho) - \epsilon \left(E'(\rho) - (F'(\rho))^2 + \frac{1}{1 - \rho} \int \int_{\hat{v} < v} (v - \hat{v})^2 f^e(\rho, v) \partial_\rho f^e(\rho, \hat{v}) d\hat{v} dv \right) \partial_x \rho$$

with $E = E(\rho) = \int v^2 f^e(\rho, v) dv$. Inserting this into the continuity equation gives a drift-diffusion equation for the density with positive diffusion coefficient $D(\rho)$ as long as the formal Chapman-Enskog stability condition

$$(6.1) \quad D(\rho) = -(F'(\rho))^2 + E'(\rho) + \frac{1}{1 - \rho} \int \int_{\hat{v} < v} (v - \hat{v})^2 f^e(\rho, v) \partial_\rho f^e(\rho, \hat{v}) d\hat{v} dv \geq 0$$

is fulfilled.

EXAMPLE 1 (revisited). We reconsider Example 1 with the equilibrium functions f^e depending only on the first 3 moments ρ, F, E and given by

$$f^e(\rho, v) = \delta_0(v) \left(\rho - F - (\gamma - 1) \frac{F - E}{1 - \lambda} \right) + \frac{F - E}{1 - \lambda} \frac{g(v)}{v} + \delta_1(v) \left(F - \frac{F - E}{1 - \lambda} \right).$$

We had $g \geq 0$, $\int_0^1 g(v)dv = 1$. Moreover, $\lambda = \int_0^1 vg(v)dv$ and $\gamma = \int_0^1 \frac{g(v)}{v}dv < \infty$. Positivity of f^e did require $F - \frac{1-\lambda}{\gamma-1}(\rho - F) \leq E$ and $\lambda F \leq E \leq F$ for all $0 < \rho < 1$.

Then

$$\begin{aligned} & \int \int_{\hat{v} < v} (v - \hat{v})^2 f^e(\rho, v) \partial_\rho f^e(\rho, \hat{v}) d\hat{v} dv \\ &= \int_0^1 vg(v)dv \frac{F - E}{1 - \lambda} \left(1 - F' - (F' - E') \frac{\gamma - 1}{1 - \lambda} \right) \\ &+ \frac{1}{(1 - \lambda)^2} \int \int_{\hat{v} < v} \frac{(v - \hat{v})^2}{v\hat{v}} g(v)g(\hat{v})d\hat{v}dv (F - E)(F' - E') \\ &+ \left(F - \frac{F - E}{1 - \lambda} \right) \left(1 - F' - \frac{\gamma - 1}{1 - \lambda}(F' - E') \right) \\ &+ \int_0^1 \frac{(1 - \hat{v})^2}{\hat{v}} g(\hat{v})d\hat{v} \frac{F' - E'}{1 - \lambda} \left(F - \frac{F - E}{1 - \lambda} \right). \end{aligned}$$

Note that

$$\int \int_{\hat{v} < v} \left(\frac{v}{\hat{v}} + \frac{\hat{v}}{v} - 2 \right) g(v)g(\hat{v})d\hat{v}dv = \gamma\lambda - 1.$$

Therefore the above is equal to

$$\begin{aligned} & \frac{\lambda}{1 - \lambda} (F - E) \left(1 - F' - (F' - E') \frac{\gamma - 1}{1 - \lambda} \right) \\ &+ \left(\frac{\gamma\lambda - 1}{(1 - \lambda)^2} \right) (F - E)(F' - E') \\ &+ \left(F - \frac{F - E}{1 - \lambda} \right) \left(1 - F' - (F' - E') \frac{\gamma - 1}{1 - \lambda} \right) \\ &+ \frac{\gamma - 2 + \lambda}{1 - \lambda} (F' - E') \left(F - \frac{F - E}{1 - \lambda} \right) \\ &= E - (F' - E')F - F'E \end{aligned}$$

Thus, we obtain the stability condition

$$(6.2) \quad -(F')^2 + E' + \frac{1}{1 - \rho} (E - (F' - E')F - F'E) \geq 0.$$

In case $E = F$ or $f^e(\rho, v) = \delta_0(v)(\rho - F) + \delta_1(v)F$ this is simply

$$(1 - F')(F' + \frac{F}{1 - \rho}) \geq 0,$$

which is fulfilled for all concave F . In case $E \neq F$ unstable regions for ρ can be easily obtained even for concave first moments F , see the Section 7.

6.2. Stability of the discrete velocity models with relaxation. For the full discrete velocity system with relaxation (3.1) with $N + 1$ equations, the Chapman Enskog stability condition translates to

$$-(\partial_\rho F(\rho))^2 + \partial_\rho E(\rho) + \frac{1}{1-\rho} \sum_{i=1}^N \sum_{j=0}^{i-1} (v_i - v_j)^2 f_i^e(\rho) \partial_\rho f_j^e(\rho) \geq 0,$$

where

$$F(\rho) = \sum_{i=0}^N v_i f_i^e(\rho), \quad E(\rho) = \sum_{j=1}^N v_j^2 f_j^e(\rho).$$

REMARK 8. Since $\lambda_0 = -\frac{q}{1-\rho}$ the sub characteristic condition [26] for the system is given by

$$-\frac{F(\rho)}{1-\rho} = \lambda_0 \leq F'(\rho) \leq 1 = \lambda_N \quad \text{for } 0 \leq \rho \leq 1.$$

This is fulfilled for example for concave fundamental diagrams F .

EXAMPLE 2 (revisited). $N = 1$. Sub characteristic and Chapman Enskog stability condition are equivalent and are given by

$$(F'(\rho) + \frac{F(\rho)}{1-\rho})(1 - F'(\rho)) \geq 0.$$

EXAMPLE 3 (revisited). $N = 2$. In this case the Chapman Enskog stability condition is as in the above continuous example given by

$$-(F')^2 + E' + \frac{1}{1-\rho} [E - (E + F)F' + FE'] \geq 0.$$

Note that $E = F$ gives again the sub-characteristic condition. Moreover, realizability requires functions F and E to lie in the realizability region

$$F - v_1(\rho - F) \leq E, \quad v_1 F \leq E \leq F.$$

EXAMPLE 4 (revisited).

Realizability requires again $F - \frac{1-\lambda}{\gamma-1}(\rho - F) \leq E$ and $\lambda F \leq E \leq F$ for all $0 < \rho < 1$ as in the continuous case. The stability condition is the same as in (6.2).

7. Numerical Method and Results. The results obtained in the previous sections can be used to obtain a mass-conserving and asymptotic preserving algorithm respecting the invariant domain Δ_N of the equations.

7.1. The Godunov method. Using the transformation to diagonal form the Godunov method can be realized in a particularly efficient way. Considering the conservative form

$$\partial_t N_i(w) + \partial_x (\lambda_i(w) N_i(w)) = 0, \quad i = 0, \dots, N$$

we have to determine the solution of the Riemann problem for any combination of left and right states N^L and N^R .

Instead of doing this directly in the conservative variables we change to the diagonal variables

$$w_N = 1 - N_N, \quad w_i = 1 - \frac{N_i}{N_{i+1}}, \quad i = 0, \dots, N-1.$$

The N intermediate states of the solution of the Riemann problem are then simply

$$w^{M,l} = (w_0^R, \dots, w_l^R, w_{l+1}^L, \dots, w_N^L), l = 0, \dots, N-1.$$

Next, we determine the eigenvalues $\lambda_l, l = 1, \dots, N-1$ for the intermediate states. Finally, we determine the intermediate state $w^M = w^{M,l_0}$ such that $\lambda_{l_0}(w^M) < 0$ and $\lambda_{l_0+1}(w^M) > 0$. This is the Godunov state for our Riemann problem. Note that we have always $\lambda_0 < 0$ and $\lambda_N = 1 > 0$. Finally, the transformation

$$N_k^M(w) = \prod_{j=k}^N (1 - w_j^M) \in [0, 1].$$

gives the new Godunov state in conservative variables for the Godunov method.

7.2. Full numerical algorithm. We use a splitting scheme solving first the advection and then the relaxation part of the equation. Suppose we know $f_i, i = 0, \dots, N$ at the initial time.

Step 1: Determine the conservative variables

$$N_0 = 1 - \rho, \quad N_k = \frac{1 - \rho}{1 - \sum_{j=0}^{k-1} f_j}, \quad k = 1, \dots, N.$$

Step 2: Use an e-consistent first order scheme, for example, the above Godunov method, to solve for one time-step the conservative advection step

$$\partial_t N_i + \partial_x (\lambda_i(N) N_i) = 0, \quad i = 0, \dots, N$$

with the eigenvalues $\lambda_N = 1$ and for $i = 0, \dots, N-1$

$$\begin{aligned} \lambda_i &= v_i - \sum_{j=i+1}^N (v_j - v_i) \left(\frac{1}{N_j} - \frac{1}{N_{j+1}} \right) = v_i - \sum_{j=i+1}^N (v_j - v_{j-1}) \frac{1}{N_j} + (1 - v_i) \\ &= 1 - \sum_{j=i+1}^N (v_j - v_{j-1}) \frac{1}{N_j}, \end{aligned}$$

where we have defined $N_{N+1} = 1$.

Step 3: Determine the new variables

$$f_N = N_0 \left(\frac{1}{N_N} - 1 \right), \quad f_k = N_0 \left(\frac{1}{N_k} - \frac{1}{N_{k+1}} \right), \quad k = 0, \dots, N-1.$$

Step 4: Solve the relaxation step with an implicit Euler scheme

$$\partial_t f_i = -\frac{1}{T} (f_i - f_i^e(\rho)) \quad i = 0, \dots, N.$$

Higher order numerical methods can be developed along the usual lines for the numerical treatment of hyperbolic relaxation systems, see, for example, [28].

We consider now several numerical examples to illustrate the behaviour of the equations. In all cases the computational domain is $[0, 1]$. In test-case 1 free boundary conditions are used. In the other test-cases we use periodic boundary conditions. We chose for all examples a fine spatial discretization with 2000 discretization points and a corresponding time discretization resulting from the CFL condition.

7.3. Test-case 1: Riemann problems. As a first example, we consider a Riemann problem for the hyperbolic equations without relaxation term. We choose $N = 10$ and 4 different kinetic initial conditions. They are always chosen such that for $x \leq \frac{1}{2}$ we have $\rho = \rho_L = 0.6$ and for $x > \frac{1}{2}$ we have $\rho = \rho_R = 0.8$. In all cases q_L and q_R are given by $q = F(\rho)$ with $F = \rho(1 - \rho)$.

The first kinetic initial condition is obtained using the left and right initial distributions $f_L = \alpha_L \delta_{0.4} + \beta_L \delta_0$ and $f_R = \alpha_R \delta_{0.4} + \beta_R \delta_{0.2}$, where $\alpha_{L/R}$ and $\beta_{L/R}$ are chosen such that the above macroscopic initial values are obtained. The second initial condition is given by using the same f_L and changing the values for f_R into $f_R = \alpha_R \delta_{0.4} + \beta_R \delta_{0.1}$. The third condition uses $f_{L/R} = \alpha_{L/R} \delta_{0.2} + \beta_{L/R} \delta_0$ and the fourth one $f_{L/R} = \alpha_{L/R} \delta_{0.4} + \beta_{L/R} \delta_0$.

Figure 7.1 top row shows the solutions of the Riemann problems at $t = 0.4$ for initial states 1 and 2 and the solution of the LWR equations with flux function $\rho(1 - \rho)$. Figure 7.1 bottom row shows the solutions of the Riemann problems for initial states 3 and 4 and the solution of the ARZ equations $\partial_t \rho + \partial_x(\rho u) = 0$, $\partial_t u + u \partial_x u + \rho p'(\rho) \partial_x \rho = 0$ without right hand side and pressure p given by $p(\rho) = \frac{\rho}{1-\rho}$.

One observes in these figures a variety of solutions for the same ρ and q initial values depending on the kinetic initial conditions.

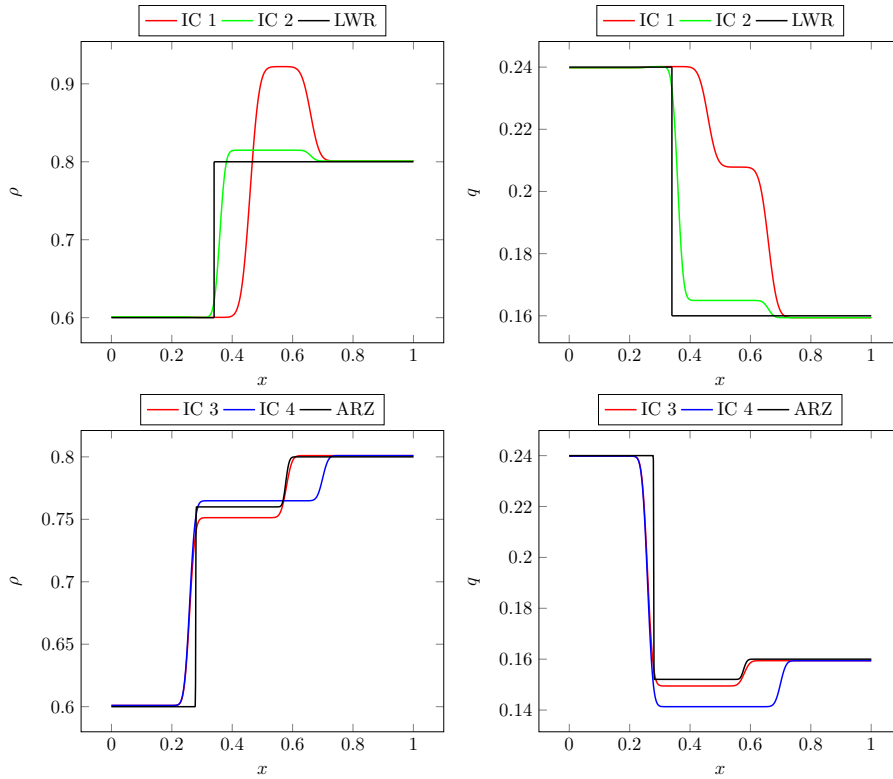


Fig. 7.1: Density ρ and flux q for Riemann problems with $\rho_L = 0.6, \rho_R = 0.8, q = \rho(1 - \rho)$ and 4 different kinetic initial situations. For comparison LWR and ARZ solutions are shown respectively.

7.4. Test-case 2: Decay to equilibrium for stable situation. We reconsider Example 3 and the full relaxation model with $\epsilon = 0.01$. As a stable example, consider $E = F(\rho)(1 - \alpha\rho)$. Then, the stability condition is

$$\begin{aligned} & -(F'(\rho))^2 + E'(\rho) + \frac{1}{1-\rho} [E(\rho) - (F + E)(\rho)F'(\rho) + F(\rho)E'(\rho)] \\ & = (1 - F') \left(F' + \frac{F}{1-\rho} \right) - \alpha \left(F'\rho + F + \frac{F}{1-\rho} [\rho + F] \right) \geq 0. \end{aligned}$$

Choosing the concave LWR fundamental diagram $F(\rho) = \rho(1 - \rho)$, the above expression is $2\rho(1 - \rho) - \alpha(\rho(2 + \rho)(1 - \rho))$. This is larger than zero if

$$\alpha \leq \frac{2}{3} \leq \frac{2}{2 + \rho}.$$

In case $v_1 = \frac{1}{2}$, the function $E = F(\rho)(1 - \alpha\rho)$ fulfils the realizability constraint (3.2) as long as $\alpha \leq \frac{1}{2}$.

For the numerical experiments we consider $E = F$ and $E = F(1 - \frac{\rho}{2})$. The initial conditions are defined as

$$f_i(0, x) = \frac{1}{3}(0.7 + 0.1 \sin(6\pi x)), \quad i = 0, 1, 2.$$

In Figure 7.2 the Chapman-Enskog stability term $D(\rho)$ is plotted on the left. Figure 7.2 on the right shows a plot of the quantity

$$I(t) = \int_0^1 |\rho(x, t) - 0.7| dx$$

as a measure for the persistence of the periodic solution. One clearly observes that I tends to zero in the stable cases considered here. The solution tends to the constant solution. The convergence rate is larger for larger Chapman-Enskog term D , as expected.

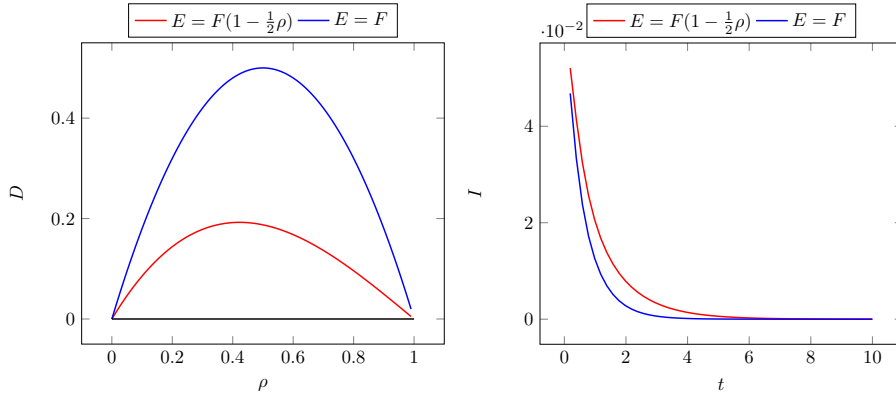


Fig. 7.2: Decay to constant state for for $N = 2$ with $F = \rho(1 - \rho)$ and $E = F(1 - \frac{1}{2}\rho)$, $E = F$, respectively. Left: plot of stability conditions. Right: plot of decay rate I versus time.

7.5. Test-case 3: Persistent periodic waves for unstable situations. This time we reconsider Example 4 using an equidistant spacing of the velocity points $v_i = \frac{i}{N}$ and $N = 20$. The relaxation parameter is again chosen as $\epsilon = 0.01$.

Note that in this case choosing additionally $\alpha_i = \frac{2i}{N(N-1)}$ one obtains

$$\lambda = \sum_{i=1}^{N-1} \alpha_i v_i = \sum_{i=1}^{N-1} \frac{2i^2}{N^2(N-1)} = \frac{1}{3} \frac{2N-1}{N}$$

and

$$\gamma = \sum_{i=1}^{N-1} \frac{\alpha_i}{v_i} = \sum_{i=1}^{N-1} \frac{2iN}{iN(N-1)} = 2.$$

We obtain for the equilibrium functions

$$\begin{aligned} f_i^e(\rho, v) &= \frac{6}{N-1} \frac{N}{N+1} (F - E), \quad i = 1, \dots, N-1 \\ f_N^e(\rho, v) &= F - 3 \frac{N}{N+1} (F - E) \\ f_0^e(\rho, v) &= \rho - F - 3 \frac{N-1}{N+1} (F - E). \end{aligned}$$

To obtain an unstable situation we choose here the non-concave function $F = \rho(1-\rho)^2$ and $E = F(1 - \frac{1}{3}\rho)$ and $E = F$, respectively. The functions E fulfil the realizability condition (2.2). We consider the periodic initial condition

$$f_i(0, x) = \frac{1}{N+1} (0.7 + 0.1 \sin(6\pi x)), \quad i = 0, \dots, N.$$

In Figure 7.3 on the left, the functions F and $E = F(1 - \frac{1}{3}\rho)$ and the lower bound of the realizability domain are plotted. On the right the Chapman -Enskog stability term $D(\rho)$ is plotted.

Figure 7.4 shows on the left a plot of I defined as above. One observes that I tends to a positive value for the unstable cases considered in this subsection. On the right, the density ρ is plotted at the final time $T = 20$ showing the persistent periodic solutions for the two unstable cases considered here.

7.6. Test-case 4: Persistent periodic waves for a weakly unstable situation. We consider again Example 3 with $N = 2$. As in the first example we consider the concave flux function $F(\rho) = \rho(1 - \rho)$. Here we obtain unstable situations by choosing appropriate E leading to non-positive $D(\rho)$. Thus, the relation between flux and variance of the equilibrium distribution plays a major role in the appearance of persistent waves.

We consider two numerical choices for the function E . In both cases, E is for smaller values of ρ given by the flux function F . For larger values of ρ near 1 we have chosen E_1 to be given by $E_1 = \frac{1}{4}(\rho - 1)(\rho - 3)$ and E_2 by the lower boundary of the realizability domain. In between a \mathcal{C}^2 -spline interpolation is used for both cases.

In Figure 7.5 on the left the functions F, E_1 and E_2 and the realizability domain for $v_1 = \frac{1}{2}$ are plotted. On the right the Chapman -Enskog stability terms are plotted for the two choices of E .

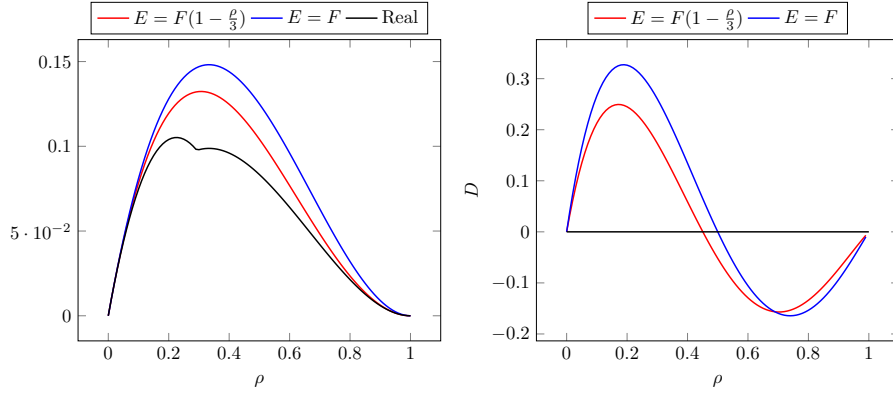


Fig. 7.3: Persistence of waves in unstable situations, $N = 20$. Left: functions $F = \rho(1 - \rho)^2$ and $E = F(1 - \frac{1}{3}\rho)$ and realizability region. Right: stability conditions for $E = F(1 - \frac{1}{3}\rho)$ and $E = F$.

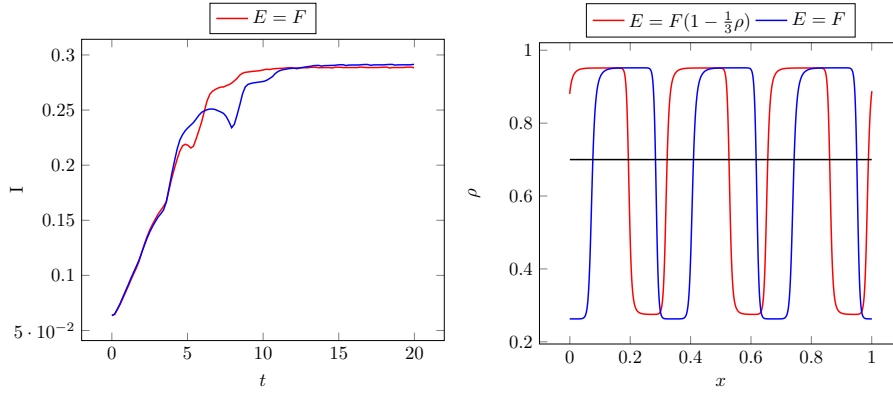


Fig. 7.4: Persistence of waves in unstable situation with $F = \rho(1 - \rho)^2$ and $E = F(1 - \frac{1}{3}\rho)$, $E = F$, respectively. Left: plot of I versus time. Right: plot of ρ at final time $T = 20$ for $N = 20$.

The initial conditions are again

$$f_i(0, x) = \frac{1}{3}(0.7 + 0.1 \sin(6\pi x)), \quad i = 0, 1, 2.$$

Figure 7.6 shows on the left a plot of

$$I(t) = \int_0^1 |\rho(x, t) - 0.7| dx$$

as a measure for the persistence of the periodic solution. One observes that I tends positive values for the unstable cases. On the right the density ρ is plotted at the final time $T = 20$ for the unstable situations. Note that the values of I for large t are smaller than the corresponding values in the previous example. The persistent waves are, correspondingly, less pronounced.

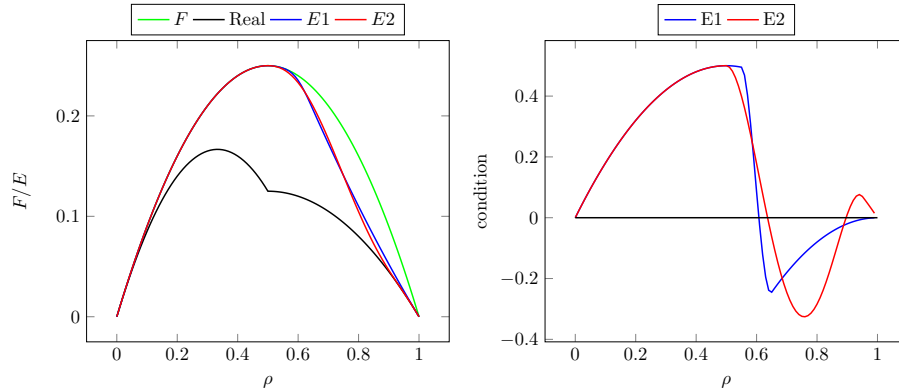


Fig. 7.5: Persistence of waves in unstable situations, $N = 2$. Left: functions F , E_1 and E_2 and realizability region. Right: stability conditions for E_1 and E_2 .

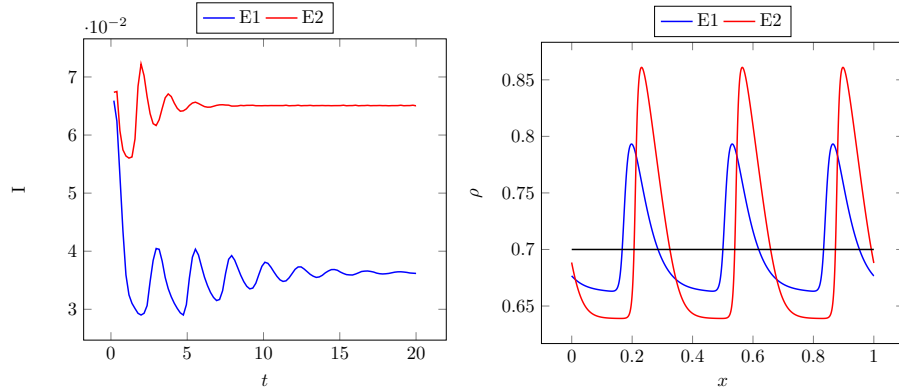


Fig. 7.6: Persistence of waves in unstable situations. Left: Plot of I versus time for E_1 and E_2 . Right: plot of the density ρ for the final time $T = 20$ for $N = 2$.

8. Conclusions and outlook. The paper presents a new class of non-linear kinetic discrete velocity models for traffic flow having the correct invariant domain for traffic flow modelling and allowing for negative wave-speeds despite the positivity of the microscopic velocities. The hyperbolic part is non-linear, but relatively simple, being a totally linear degenerate and rich hyperbolic problem with a simple structure of the integral curves. For the homogeneous system, the fact, that the hyperbolic system is rich and totally linear degenerate, yields existence of global entropy solutions, see [35, 25]. For the relaxation system the so-called semi-linear behaviour is obtained in [9] preventing the appearance of shock solutions. Moreover, we have investigated conditions on the flux function F such that stop-and-go-wave like instabilities arise, similar to investigations that has been performed for the Aw-Rascle model in [16]. Numerical results illustrate the behaviour of the solutions of Riemann problems without relaxation term and the persistence of periodic solutions for the full relaxation problem for various situations. In particular, it turns out that the relation between flux and variance of the equilibrium distribution plays a major role in the appearance of

persistent waves. Further research will be concerned with the development of higher order numerical methods for the kinetic equations and a closer investigation of the persistent periodic waves appearing for the relaxation problem.

REFERENCES

- [1] A. Aw and M. Rascle, Resurrection of second order models of traffic flow?, *SIAM J. Appl. Math.*, 60, 916–938, 2000.
- [2] A. Aw, A. Klar, T. Materne, M. Rascle, Derivation of continuum flow traffic models from microscopic Follow the leader models, *SIAM J. Appl. Math.* 63 (1), 259-278, 2002
- [3] N. Bellomo, C. Dogbe, On the Modeling of Traffic and Crowds: A Survey of Models, Speculations, and Perspectives, *SIAM Review* 53, 3, 409-463, 2011.
- [4] F. Berthelin, P. Degond, V. Le Blanc, S. Moutari, J. Royer, M. Rascle, A Traffic-Flow Model with Constraints for the Modeling of Traffic Jams, *Mathematical Models and Methods in Applied Sciences* 18, 1269-1298, 2008
- [5] F. Berthelin, P. Degond, M. Delitala, M. Rascle, A model for the formation and evolution of traffic jams *Arch. Rat. Mech. Anal.* 187, 185-220, 2008.
- [6] R. Borsche, A. Klar, A nonlinear discrete-velocity relaxation model for traffic flow, *SIAM J. Applied Mathematics*, 78 (5), 2891-2917, 2018
- [7] R. Borsche, A. Klar and M. Zanella, Kinetic-controlled hydrodynamics for multilane traffic models, *Phys. A*, 587, 126486, 2022.
- [8] R. Borsche, M. Kimathi, A. Klar, Kinetic derivations of a Hamilton-Jacobi type traffic flow model, *Comm. Math. Sci.*, 11,3, 739-756, 2013
- [9] G. Carbou, B. Hanouzet, R. Natalini, Semilinear behavior for totally linearly degenerate hyperbolic systems with relaxation, *J. Differential Equations* 246, 291–319, 2009
- [10] F.A. Chiarello, A. Tosin, Macroscopic limits of non-local kinetic descriptions of vehicular traffic, *Kinetic and Related Models*, 1937-5093), 2022
- [11] G. Dimarco and A. Tosin, The Aw-Rascle traffic model: Enskog-type kinetic derivation and generalisations, *J. Stat. Phys.*, 178, 2020.
- [12] G. Dimarco, A. Tosin and M. Zanella, Kinetic derivation of Aw–Rascle–Zhang-type traffic models with driver-assist vehicles, *J. Stat. Phys.*, 186, 2022
- [13] M. R. Flynn, A. R. Kasimov, J.-C. Nave, R. R. Rosales, B. Seibold, Self-sustained nonlinear waves in traffic flow *Phys. Rev. E*, Vol. 79, 5, 056113, 2009
- [14] L. Fermo and A. Tosin, A fully-discrete-state kinetic theory approach to modeling vehicular traffic, *SIAM Journal on Applied Mathematics* 73 (4), 1533-1556, 2013
- [15] J.M. Greenberg, Extension and amplification of the Aw-Rascle model, *SIAM J. Appl. Math.*, 62 (2001), pp. 729–745.
- [16] J.M. Greenberg, Congestion redux, *SIAM J. Appl. Math.*, 64 (2004), 1175–1185, 2004
- [17] J.M. Greenberg, A. Klar, and M. Rascle, Congestion on multilane highways, *SIAM J. Appl. Math.*, 63, 818-833, 2003.
- [18] D. Helbing, Gas-kinetic derivation of Navier-Stokes-like traffic equation, *Physical Review E*, 53 (1996), pp. 2366–2381.
- [19] M. Herty and G. Puppo and S. Roncoroni and G. Visconti, The BGK approximation of kinetic models for traffic, *Kinetic & Related Models* 13, 2, 279-307, 2020.
- [20] R. Illner, T. Platkowski, Discrete Velocity Models of the Boltzmann Equation: A Survey on the Mathematical ASPECTS of the Theory, *SIAM Rev.*, 30(2), 213-255, 1988.
- [21] A. Klar and R. Wegener, Enskog-like kinetic models for vehicular traffic, *J. Stat. Phys.*, 87 , 91-114, 1997.
- [22] A. Klar and R. Wegener, A hierarchy of models for multilane vehicular traffic I: Modeling, *SIAM J. Appl. Math.*, 59, 983-1001, 1998.
- [23] A. Klar and R. Wegener, Kinetic derivation of macroscopic anticipation models for vehicular traffic, *SIAM J. Appl. Math.*, 60 , 1749-1766, 2000.
- [24] M. Lachowicz, On the hydrodynamic limit of the Enskog equation, *Publ. RIMS, Kyoto Univ.* 34, 191-210, 1998
- [25] T.T. Li and Y.J. Peng and J. Ruiz, Entropy solutions for linearly degenerate hyperbolic systems of rich type, *Journal de Mathématiques Pures et Appliquées* 91, 6, 553-568, 2009.
- [26] T.P. Liu, Hyperbolic conservation laws with relaxation, *Communications in Mathematical Physics* 108, 1, 153–175, 1987
- [27] P. Nelson, A kinetic model of vehicular traffic and its associated bimodal equilibrium solutions, *Transport Theory and Statistical Physics*, 24 (1995), pp. 383–408.
- [28] L. Pareschi and G. Russo, Implicit-Explicit Runge-Kutta Schemes and Applications to Hyper-

- bolic Systems with Relaxation, Journal of Scientific Computing, 25, 1/2, 2005
- [29] S. Pavari-Fontana, On Boltzmann like treatments for traffic flow, Transportation Research, 9 (1975), pp. 225–235.
- [30] Payne, H.J. Models of freeway traffic and control. In Mathematical Models of Public Systems; Simulation Council: Raleigh, NC, USA, 1971; Volume 1, pp. 51–61.
- [31] Y.-J. Peng, Entropy solutions for linearly degenerate hyperbolic systems of rich type, Journal de Mathématiques Pures et Appliqués, 2009
- [32] D. Serre, Richness and the classification of quasilinear hyperbolic systems. Multidimensional hyperbolic problems and computations (Minneapolis, 1989), 315-333, IMA Vol. Math. Appl. 29, Springer, New York, 1991.
- [33] I. Prigogine and R. Herman, Kinetic Theory of Vehicular Traffic, American Elsevier Publishing Co., New York, 1971.
- [34] M. Rascle, An Improved Macroscopic Model of Traffic Flow: Derivation and Links with the Lighthill-Whitham Model, Mathematical and Computer Modelling 35, 581-590, 2002.
- [35] B.L. Rozhdnestvenskii, A.D. Sidorenko, Impossibility of the gradient catastrophe for slightly non-linear systems, Zh. Vychisl. Mat. Mat. Fiz. 7 1176–1179, 1967.
- [36] G. Whitham, Linear and Nonlinear Waves, Wiley, New York, 1974.
- [37] H. M. Zhang, A non-equilibrium traffic model devoid of gas-like behavior, Transp. Research B, 36, 3, 275-290, 2002

9. Appendix. Consider for $k = 0, \dots, N - 1$ the eigenvalues

$$\lambda_k(w) = v_k - \frac{(v_{k+1} - v_k)w_{k+1} + \sum_{j=k+2}^N (v_j - v_k)w_j \prod_{l=k+1}^{j-1} (1 - w_l)}{\prod_{j=k+1}^N (1 - w_j)}.$$

For $j > k$ we prove (5.2), i.e.

$$\frac{\partial \lambda_k(w)}{\partial w_j} = -\frac{\lambda_j - \lambda_k}{1 - w_j}.$$

Consider first the case $j = k + 1$, then

$$\begin{aligned} \frac{\partial \lambda_k(w)}{\partial w_{k+1}} &= -\frac{\partial}{\partial w_{k+1}} \left(\frac{(v_{k+1} - v_k)w_{k+1} + \sum_{j=k+2}^N (v_j - v_k)w_j \prod_{l=k+1}^{j-1} (1 - w_l)}{\prod_{j=k+1}^N (1 - w_j)} \right) \\ &= -\frac{(v_{k+1} - v_k) \prod_{j=k+1}^N (1 - w_j) + (v_{k+1} - v_k)w_{k+1} \prod_{j=k+2}^N (1 - w_j)}{(\prod_{j=k+1}^N (1 - w_j))^2} \\ &= -\frac{(v_{k+1} - v_k)(1 - w_{k+1}) + (v_{k+1} - v_k)w_{k+1}}{(1 - w_{k+1})^2 \prod_{j=k+2}^N (1 - w_j)} \\ &= -\frac{v_{k+1} - v_k}{(1 - w_{k+1}) \prod_{j=k+1}^N (1 - w_j)} \\ &= -\frac{v_{k+1} - v_k}{1 - w_{k+1}} \frac{1 - \sum_{j=0}^k f_j}{1 - \rho}, \end{aligned}$$

since

$$\begin{aligned} 1 - \sum_{j=0}^k f_j &= 1 - w_0 - \sum_{j=1}^k w_j \prod_{l=0}^{j-1} (1 - w_l) \\ &= (1 - w_0)(1 - w_1 - \sum_{j=2}^k w_j \prod_{l=1}^{j-1} (1 - w_l)) = \dots = \prod_{j=0}^k (1 - w_j). \end{aligned}$$

In the general case, we compute for $j > k + 1$

$$\begin{aligned} \frac{\partial \lambda_k(w)}{\partial w_j} &= -\frac{\partial}{\partial w_j} \left(\frac{(v_{k+1} - v_k)w_{k+1} + \sum_{l=k+2}^N (v_l - v_k)w_l \prod_{r=k+1}^{l-1} (1 - w_r)}{\prod_{l=k+1}^N (1 - w_l)} \right) \\ &= -\frac{(v_j - v_k) \prod_{r=k+1}^{j-1} (1 - w_r) - \frac{1}{1-w_j} \sum_{l=j+1}^N (v_l - v_k)w_l \prod_{r=k+1}^{l-1} (1 - w_r)}{\prod_{l=k+1}^N (1 - w_l)} \\ &\quad - \frac{1}{1-w_j} \frac{(v_{k+1} - v_k)w_{k+1} + \sum_{l=k+2}^N (v_l - v_k)w_l \prod_{r=k+1}^{l-1} (1 - w_r)}{\prod_{l=k+1}^N (1 - w_l)} \end{aligned}$$

This yields

$$\begin{aligned} \frac{\partial \lambda_k(w)}{\partial w_j} &= -\frac{(v_j - v_k) \prod_{r=k+1}^{j-1} (1 - w_r)}{\prod_{l=k+1}^N (1 - w_l)} - \frac{1}{1-w_j} \frac{(v_{k+1} - v_k)w_{k+1}}{\prod_{l=k+1}^N (1 - w_l)} \\ &\quad + \frac{\frac{1}{1-w_j} \sum_{l=j+1}^N (v_l - v_k)w_l \prod_{r=k+1}^{l-1} (1 - w_r)}{\prod_{l=k+1}^N (1 - w_l)} \\ &\quad - \frac{1}{1-w_j} \frac{\sum_{l=k+2}^N (v_l - v_k)w_l \prod_{r=k+1}^{l-1} (1 - w_r)}{\prod_{l=k+1}^N (1 - w_l)} \\ &= -\frac{(v_j - v_k) \prod_{r=k+1}^{j-1} (1 - w_r)}{\prod_{l=k+1}^N (1 - w_l)} - \frac{1}{1-w_j} \frac{(v_{k+1} - v_k)w_{k+1}}{\prod_{l=k+1}^N (1 - w_l)} \\ &\quad - \frac{1}{1-w_j} \frac{\sum_{l=k+2}^j (v_l - v_k)w_l \prod_{r=k+1}^{l-1} (1 - w_r)}{\prod_{l=k+1}^N (1 - w_l)} \end{aligned}$$

and then

$$\begin{aligned} \frac{\partial \lambda_k(w)}{\partial w_j} &= -\frac{1}{1-w_j} \frac{(v_j - v_k) \prod_{r=k+1}^j (1 - w_r)}{\prod_{l=k+1}^N (1 - w_l)} - \frac{1}{1-w_j} \frac{(v_{k+1} - v_k)w_{k+1}}{\prod_{l=k+1}^N (1 - w_l)} \\ &\quad - \frac{1}{1-w_j} \frac{\sum_{l=k+2}^j (v_l - v_k)w_l \prod_{r=k+1}^{l-1} (1 - w_r)}{\prod_{l=k+1}^N (1 - w_l)} \\ &= -\frac{1}{1-w_j} \left((v_j - v_k) \frac{1}{\prod_{r=j+1}^N (1 - w_r)} + \sum_{l=k+1}^j (v_l - v_k)w_l \frac{1}{\prod_{r=l}^N (1 - w_r)} \right) \\ &= -\frac{1}{1-w_j} \left((v_j - v_k) \frac{\prod_{l=0}^j (1 - w_l)}{\prod_{r=0}^N (1 - w_r)} - \frac{\sum_{l=k+1}^j (v_l - v_k)w_l \prod_{r=0}^{l-1} (1 - w_r)}{\prod_{r=0}^N (1 - w_r)} \right) \\ &= -\frac{1}{1-w_j} \left((v_j - v_k) \frac{1 - \sum_{l=0}^j f_l}{1 - \rho} + \frac{\sum_{l=k+1}^j (v_l - v_k) f_l}{1 - \rho} \right). \end{aligned}$$

On the other hand we have for $j > k$

$$\begin{aligned}
& \lambda_j(w) - \lambda_k(w) \\
&= v_j - v_k - \frac{1}{1-\rho} \left(\sum_{l=j+1}^N (v_l - v_j) f_l - \sum_{l=k+1}^N (v_l - v_k) f_l \right) \\
&= v_j - v_k - \frac{1}{1-\rho} \left(\sum_{l=j+1}^N (v_k - v_j) f_l - \sum_{l=k+1}^j (v_l - v_k) f_l \right) \\
&= (v_j - v_k) \left(1 + \frac{1}{1-\rho} \sum_{l=j+1}^N f_l \right) + \frac{1}{1-\rho} \sum_{l=k+1}^j (v_l - v_k) f_l \\
&= (v_j - v_k) \frac{1 - \sum_{l=0}^j f_l}{1-\rho} + \frac{1}{1-\rho} \sum_{l=k+1}^j (v_l - v_k) f_l
\end{aligned}$$

Altogether we have proven (5.2) for $j > k$.