

Computational Science Laboratory  
Technical Report CSL-TR-23 -2  
May 31, 2023

Ali Haisam Muhammad Rafid  
Adrian Sandu

*“Neural Network Reduction with Guided  
Regularizers”*

Computational Science Laboratory  
Computer Science Department  
Virginia Polytechnic Institute and State University  
Blacksburg, VA 24060  
Phone: (540)-231-2193  
Fax: (540)-231-6075  
Email: sandu@cs.vt.edu  
Web: <http://cs1.cs.vt.edu>



---

# Neural Network Reduction with Guided Regularizers

---

**Ali Haisam Muhammad Rafid**  
Department of Computer Science  
Virginia Tech  
Blacksburg, VA 24061  
haisamrafid@vt.edu

**Adrian Sandu**  
Department of Computer Science  
Virginia Tech  
Blacksburg, VA 24061  
sandu@cs.vt.edu

## Abstract

Regularization techniques such as  $\mathcal{L}_1$  and  $\mathcal{L}_2$  regularizers are effective in sparsifying neural networks (NNs). However, to remove a certain neuron or channel in NNs, all weight elements related to that neuron or channel need to be prunable, which is not guaranteed by traditional regularization. This paper proposes a simple new approach named “Guided Regularization” that prioritizes the weights of certain NN units more than others during training, which renders some of the units less important and thus, prunable. This is different from the scattered sparsification of  $\mathcal{L}_1$  and  $\mathcal{L}_2$  regularizers where the components of a weight matrix that are zeroed out can be located anywhere. The proposed approach offers a natural reduction of NN in the sense that a model is being trained while also neutralizing unnecessary units. We empirically demonstrate that our proposed method is effective in pruning NNs while maintaining performance.

## 1 Introduction

Along with the growing popularity of neural networks (NN) in machine learning, and their application to more and more complex problems in many fields, the size of NNs has been constantly increasing. Today, some state-of-the-art models have billions of parameters to train. While the availability of powerful GPUs makes the training of such models possible, the large number of parameters also requires a large amount of memory, large power to run, and long inference times. It is important to reduce the size of NNs that can accomplish a given task in order to lower power usage and reduce inference time. For example, applications that require quick decision-making, such as collision detection, need small networks for quick inference.

Several techniques have been proposed for neural network size reduction. One of the earliest is based on approximating model parameters using quantization and hashing Courbariaux et al. (2015); Gong et al. (2014). Parameter approximation is performed using low-rank tensor factorization in Denil et al. (2013); Lebedev et al. (2014); Su et al. (2018). Knowledge distillation, discussed in Buciluă et al. (2006); Hinton et al. (2015), trains a small NN to copy the behavior of a large NN Buciluă et al. (2006); Hinton et al. (2015).

Weight pruning methods can be categorized as i) unstructured or ii) structured. Unstructured pruning methods focus on removing individual weight components instead of removing units such as neurons or channels. On the other hand, structured pruning methods remove units such as neurons, channels or attention heads. In this work, we propose a structured pruning method inspired by the unstructured pruning approach. We apply the idea of regularization, which is an unstructured approach, for removing individual weights and apply it to remove regions of weights from NNs. The approach is inspired by two classes of methods: i) sparsification of weights using regularizers during training Collins and Kohli (2014); Voita et al. (2019) and ii) train/prune/fine-tune framework where pre-trained neural networks are pruned by removing unnecessary units Blalock et al. (2020); Hoeffler et al. (2021); Kuzmin et al. (2019).

*Our Contributions.* The popular lasso Tibshirani (1996) and ridge Hoerl and Kennard (1970) regularizers lead to irregular sparsity patterns. We propose a simple modification where the sparsification is guided such as to favor regular sparsity patterns, which helps in removing entire sets of neurons or channels, thus obtaining truly smaller NNs while preserving performance. The proposed regularizers penalize the weights of some specific units more than others, and nudge the corresponding weights to smaller values. After training using the regularized loss, we apply a selection process of neurons or channels based on how small the weight components of the weight units are. Our method is simpler and more efficient than the previous pruning methods. The process involves a simple modification to the loss function and can be immediately used within the available NN implementations. Experiments demonstrate the effectiveness of our proposed methodology.

*Related Work on NN Pruning.* Most of the pruning methods proposed in the literature compute some importance score and run a selection algorithm based on that importance score. The method proposed in He et al. (2014) computes two scores for a node based on its outgoing and incoming links and selects nodes with low importance values for removal. Authors of Srinivas and Babu (2015) remove a neuron based on its similarity with other neurons. They reason that if two neurons have two equal weight sets, one of them is redundant. A two-step algorithm was proposed in He et al. (2017) where the first step involved determining representative channels of convolutional layers and removing redundant channels, and the second step involved reconstructing remaining channel outputs with linear least squares. Luo et al. (2017) formulates the channel selection problem as an optimization problem and uses a greedy approach to solve the problem. Li et al. (2016) proposes computing the sum of absolute weight components for each filter in convolutional layers and pruning a certain number of filters with the smallest sum value. The algorithm in Molchanov et al. (2016) is designed to select a subset of parameters such that the difference between the cost function before and after pruning is minimized. A neural network pruning algorithm based on the idea of the data compression approach known as coresets was proposed in Mussay et al. (2019, 2021). Authors of Liebenwein et al. (2019) computed filter sensitivities and applied a sampling based pruning algorithm. The most recent pruning algorithm was proposed in El Halabi et al. (2022) where the authors pose the pruning problem as a weak submodular optimization problem and apply greedy selection to solve the problem.

## 2 Background

This section reviews relevant background on neural networks that will be helpful for understanding our proposed methodology. The notation defined here will be used throughout the paper.

### 2.1 Feed-forward Neural Network

A simple feed-forward neural network consists of an input layer, an output layer, and several hidden layers between the input and the output. All the layer consists of units called neurons. All the neurons are interconnected between the successive layers. Given  $N$  number of inputs  $\mathbf{x}_i$  and outputs  $\mathbf{y}_i$  where  $i = 1, 2, \dots, N$ ; a trained neural network represents a function  $f$  that maps from inputs to outputs:

$$\mathbf{y} = f(\mathbf{x}, \boldsymbol{\theta}). \quad (1)$$

The neural network learns the function  $f$  by tuning the parameters  $\boldsymbol{\theta}$  to get the best possible approximation of the input to output mapping based on some objective or loss function  $\mathcal{L}(f(\mathbf{x}, \boldsymbol{\theta}), \mathbf{y})$ :

$$\boldsymbol{\theta}^* = \underset{\boldsymbol{\theta}}{\operatorname{argmin}} \mathcal{L}(f(\mathbf{x}, \boldsymbol{\theta}), \mathbf{y}). \quad (2)$$

The relation between two consecutive layers in a feed-forward neural network with  $L$  layers can be written as:

$$h^\ell = g(W^\ell h^{\ell-1} + b^\ell), \quad W^\ell \in \mathbb{R}^{m_\ell \times m_{\ell-1}}, \quad b^\ell \in \mathbb{R}^{m_\ell}, \quad \ell = 1, \dots, L, \quad (3)$$

where  $h_\ell$  represents the output of the  $\ell$ -th layer. Weight matrices  $W^\ell \in \boldsymbol{\theta}$  and bias vectors  $b^\ell \in \boldsymbol{\theta}$  are learnable parameters that are used to project the representation of the  $(\ell - 1)$ -th layer to the dimension of the  $\ell$ -th layer. If  $(\ell - 1)$ -th layer has  $m_{\ell-1}$  neurons and  $\ell$ -th layer has  $m_\ell$  neurons, then the weight matrix  $W^\ell$  will be of dimension  $m_\ell \times m_{\ell-1}$  and the bias vector will be of length  $m_\ell$ . Each element  $W_{ij}^\ell$  for  $i = 1, 2, \dots, m_\ell; j = 1, 2, \dots, m_{\ell-1}$  of the weight matrix  $W^\ell$  represents

the weight element relevant to the connection from the  $j$ -th neuron of the  $(\ell - 1)$ -th layer to the  $i$ -th neuron of the  $\ell$ -th layer. The function  $g(\cdot)$  is known as the activation function that is used to introduce non-linearity in the neural network.

## 2.2 Convolutional Neural Network

Convolutional neural networks (CNN), first proposed in LeCun et al. (1998), consist of layers that apply convolution operations on input images using a certain number of filters known as kernels. Application of these 2D kernels can detect patterns in images and produce feature maps. For a certain convolutional layer in the  $\ell$ -th layer, if the input image has  $k_{\ell-1}$  channels, the number of kernels is  $k_\ell$  and all the kernels are of dimension  $d_1 \times d_2$ , then the associated weight tensor  $W^\ell$  is of dimension  $k_\ell \times k_{\ell-1} \times d_1 \times d_2$ . This weight tensor produces a feature map with  $k_\ell$  channels from an input with  $k_{\ell-1}$  channels. A kernel  $W_{ij}^\ell \in \mathbb{R}^{d_1 \times d_2}$  is associated with the  $j$ -th channel of the input image and the  $i$ -th channel of the output feature map.

## 3 Methodology

### 3.1 Intuition and Formulation

Our methodology is based on the ideas of  $\mathcal{L}_1$  regularizers Tibshirani (1996) and  $\mathcal{L}_2$  regularizers Hoerl and Kennard (1970). With regularization, the neural network training optimizes a modified loss function  $\mathcal{L}'$  consisting of the traditional data loss component  $\mathcal{L}$  plus a term that penalizes the magnitude of the weights ( $W^\ell \in \mathbb{R}^{m_\ell \times m_{\ell-1}}$ ):

$$\text{Standard } \mathcal{L}_1 \text{ regularizer: } \mathcal{L}' = \mathcal{L} + \lambda \sum_{i=1}^{m_\ell} \sum_{j=1}^{m_{\ell-1}} |W_{ij}^\ell| \quad (4a)$$

$$\text{Standard } \mathcal{L}_2 \text{ regularizer: } \mathcal{L}' = \mathcal{L} + \lambda \sum_{i=1}^{m_\ell} \sum_{j=1}^{m_{\ell-1}} W_{ij}^{\ell 2}. \quad (4b)$$

The regularizer term related to the weight component of each layer is added over all layers. The strength of the regularization term is tuned by the penalty factor  $\lambda$ . Regularizers force the neural network to push the weight values toward zero. However, this sparsity is scattered in most cases. As all the weight elements in the regularization term are given the same priority  $\lambda$ , the weight values that are pushed towards zero can appear anywhere in the weight matrix. But, as a row of a weight matrix contains all the weight elements for a neuron connected to all the neurons of the previous layer, being able to push all the values of a row toward zero means we can eliminate the neuron associated with the row. In the same way, being able to push all the values of a column toward zero means we can eliminate the neuron from the previous layer associated with that column. This idea is illustrated in Figure 1. The resulting sparsity structures from real experiments are discussed in Section 4.

To guide the NN training toward a solution where the rows or columns of the weight matrices are nudged toward zero, we propose the following regularizers where each weight is penalized differently, depending on its location in the weight matrix:

$$\text{Guided } \mathcal{L}_1 \text{ regularizer: } \mathcal{L}' = \mathcal{L} + \lambda \sum_{i=1}^{m_\ell} \sum_{j=1}^{m_{\ell-1}} \frac{i+j}{m_\ell + m_{\ell-1}} |W_{ij}^\ell| \quad (5a)$$

$$\text{Guided } \mathcal{L}_2 \text{ regularizer: } \mathcal{L}' = \mathcal{L} + \lambda \sum_{i=1}^{m_\ell} \sum_{j=1}^{m_{\ell-1}} \frac{i+j}{m_\ell + m_{\ell-1}} W_{ij}^{\ell 2} \quad (5b)$$

As the value of row index  $i$  or column index  $j$  increases in the formulation (5), the weight components  $W_{ij}^\ell$  are penalized more. Weight components from rows or columns with a higher index value are penalized more than those from rows or columns with a lower index; the weights in the bottom right corner of the weight matrix are penalized the heaviest, and those in the upper left corner the lightest. This formulation can of course be changed to penalize the rows or the columns with the lower index values more than the higher index values. In this paper, however, we only work with the discussed formulation.

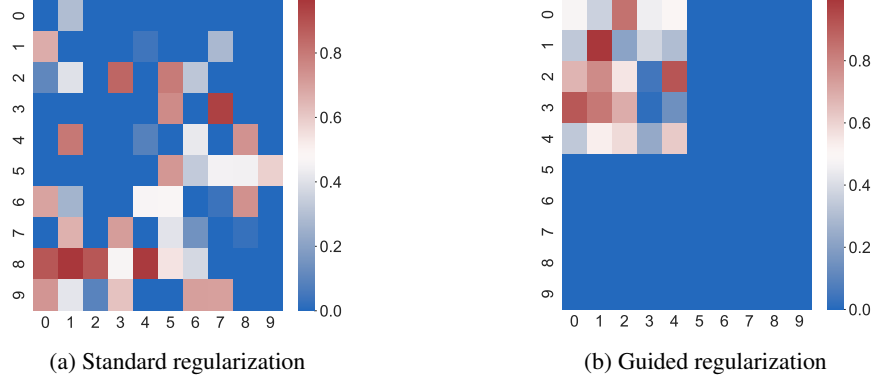


Figure 1: Cartoon of sparsity patterns resulting from different regularizations for a  $10 \times 10$  weight matrix; colors represent weight values. The weight matrix on the left has a scattered sparsity pattern as typically results from  $\mathcal{L}_1$  or  $\mathcal{L}_2$  regularizers. Although many of the weight values are zero (or are small and can be pruned to zero), one cannot eliminate individual neurons. The weight matrix on the right has a structured sparsity structure that allows to completely remove the last 5 neurons from the current layer as well as the last 5 neurons from the previous layer.

In order to favor the pruning of neurons from only one layer, one could penalize the weight components based only on the row indices ( $i/m_\ell$ ) or on the column indices ( $j/m_{\ell-1}$ ) instead of using both indices. However, instead of the full network, if we just apply the regularizer to a weight matrix between two layers, this allows us to eliminate neurons from both layers. This helps with efficiently pruning the full network (see Sec. 3.3).

For a convolutional layer in the  $\ell$ -th layer, we can think of a weight tensor  $W^\ell \in \mathbb{R}^{k_\ell \times k_{\ell-1} \times d_1 \times d_2}$  as weight matrices of dimension  $k_\ell \times k_{\ell-1}$  with all the kernels of dimension  $d_1 \times d_2$  as elements of the weight matrix. Following the analogy of feed-forward networks, the elements of a row can be considered to be all the kernels associated with a specific channel in the output feature map and the elements of a column can be considered to be all the kernels associated with a channel in the input image. Based on these considerations, we propose the following guided regularizer formulations for convolutional layers:

$$\text{Guided } \mathcal{L}_1 \text{ Regularizer: } \mathcal{L}' = \mathcal{L} + \lambda \sum_{i=1}^{k_\ell} \sum_{j=1}^{k_{\ell-1}} \frac{i+j}{k_\ell + k_{\ell-1}} \|W_{ij}^\ell\|_1 \quad (6a)$$

$$\text{Guided } \mathcal{L}_2 \text{ Regularizer: } \mathcal{L}' = \mathcal{L} + \lambda \sum_{i=1}^{k_\ell} \sum_{j=1}^{k_{\ell-1}} \frac{i+j}{k_\ell + k_{\ell-1}} \|W_{ij}^\ell\|_2^2 \quad (6b)$$

In this case, we substitute the weight elements with norms of kernels. Channels with higher index values for both input and output maps are penalized more. Being able to push the norms of all the kernels associated with a channel will enable us to prune entire channels along with the associated kernels. This idea is similar to the one discussed in Li et al. (2016), where the authors pre-trained the model and then computed the norms of the kernels to make decisions based on the kernel norms. We are incorporating this into the loss function. The authors of Li et al. (2016) only removed kernels with low norms. We want to remove a channel completely.

### 3.2 Pruning Condition

To decide which neurons/channels to prune, we calculate a threshold value ( $\tau$ ) based on the values of weight components/kernel norms in the weight matrices/tensors. For some weight matrix/tensor  $W^\ell$ ,

we compute the maximum absolute row sum  $\eta_{\max}$ , then calculate  $\tau^\ell$  for layer- $\ell$  as follows:

$$\text{For weight matrix: } \eta_{\max} = \max\left\{\sum_{j=1}^{m_{\ell-1}} W_{ij}^\ell : i = 1, \dots, m_\ell\right\} \quad (7a)$$

$$\text{For weight tensor: } \eta_{\max} = \max\left\{\sum_{j=1}^{k_{\ell-1}} \|W_{ij}^\ell\|_1 : i = 1, \dots, k_\ell\right\} \quad (7b)$$

$$\text{Threshold: } \tau^\ell = \alpha \cdot \eta_{\max} \quad (7c)$$

We remove all the rows from a weight matrix/tensor that fails the condition in formulation (8).

$$\text{For weight matrix: } \tau^\ell > \sum_{j=1}^{m_{\ell-1}} W_{ij}^\ell; i = 1, \dots, m_\ell \quad (8a)$$

$$\text{For weight tensor: } \tau^\ell > \sum_{j=1}^{k_{\ell-1}} \|W_{ij}^\ell\|_1; i = 1, \dots, k_\ell \quad (8b)$$

Here,  $\alpha \in [0, 1]$  is a hyperparameter that controls the value of  $\tau^\ell$  and so controls the number of neurons/channels we remove from a layer. When  $\alpha = 0$ , we perform no pruning.

### 3.3 Pruning Multiple Layers

To prune multiple layers, we simply consider the weights from multiple layers in the modified loss function. This affects the weight units from the targeted layers while training the network. We prune the layers sequentially from the input layer to the output layer. We do not prune any neurons or channels from the input layer and the output layer. For some weight  $W^\ell$  of layer- $\ell$ , we remove rows from the weight based on the threshold condition  $\tau^\ell$  (8). While pruning  $W^\ell$ , we also have to eliminate columns associated with the neurons/channels we pruned in layer- $(\ell - 1)$ . To do this, we remove rows from the weight  $W^{\ell-1}$  of layer- $(\ell - 1)$  and delete corresponding column indices of  $W^\ell$ . For associated bias parameters of any layer, we only remove bias elements associated with deleted neurons/channels. The neuron removal leads to a reduced NN, which can be constructed as a standalone network, and inherits the remaining weight components from the pruned original NN.

In Mariet and Sra (2015), the authors suggested a reweighting procedure after pruning a layer. In reweighting, new weights for the layer- $(\ell + 1)$  are calculated to account for the change in layer- $\ell$  after pruning. However, we make no such adjustment to the weights after pruning. If we apply the regularizer to layer- $\ell$ , certain neurons/channels of layer- $\ell$  become prunable while also training the weights of layer- $(\ell + 1)$  accordingly. That is why, we think reweighting is not required for our method.

### 3.4 Method Implementation

Our pruning method follows a sequence of steps in the train, prune, and fine-tune framework Han et al. (2015) that can be easily implemented in modern deep learning libraries, as follows:

1. Construct the guided regularizer and add it to the loss function;
2. Train a large neural network model for some epochs for pre-training;
3. Based on the computed threshold values for each weight matrix/tensor, reduce weight units;
4. Define a new reduced model based on the reduced weight matrices/tensors;
5. Load the reduced weights to the new model;
6. Fine-tune the model by training it more for a small number of epochs.

### 3.5 Pruning Cost

During training with regularization, computation of the regularizer term for the weight unit of layer- $\ell$  takes  $\mathcal{O}(m_\ell \cdot m_{\ell-1})$  operations, where  $m_\ell$  is the number of output neurons/channels and  $m_{\ell-1}$  is

the number of input neurons/channels. The regularizer terms can be computed in parallel for all the layers.

During the pruning step, computation of the threshold  $\tau^\ell$  (7c) for layer- $\ell$ , specifically  $\eta_{\max}$  (7a, 7b) takes  $\mathcal{O}(m_\ell \cdot m_{\ell-1})$  operations. Pruning of a weight unit  $W^\ell$  for layer- $\ell$  takes  $\mathcal{O}(m_\ell + m_{\ell-1})$  operations,  $m_\ell$  iterations are required for pruning rows of a weight unit and  $m_{\ell-1}$  iterations are required for pruning columns. If the pruning is done for  $L$  layers, the overall time complexity for pruning a neural network becomes  $\mathcal{O}((m_\ell + m_{\ell-1}) \cdot L)$ , considering operations for the largest weight unit as the upper bound.

## 4 Empirical Evaluation of Guided Regularizers

In this section, we demonstrate the effectiveness of our proposed pruning method in several experiments. For all the experiments, we report the results after pruning the pre-trained model in a single step, followed by fine-tuning the reduced network.

### 4.1 Metrics

For each experiment, we report how the classification accuracies of the reduced NN models change while increasing the compression ratios. Compression ratio is the ratio between the original NN size and the size of the reduced NN after pruning. The  $\alpha$  values (7c) are chosen from the set  $\{0, 10^{-6}, 10^{-5}, 10^{-4}, 10^{-3}, 10^{-2}, 0.05, 0.10, 0.15, \dots, 1.00\}$ . For each  $\alpha$  value, we prune the original network and if the desired compression ratio is achieved, we stop and report the performance. All the results are reported for the test dataset of the datasets used.

### 4.2 Experiment 1: Simple Experiment for Weight Matrix Visualization

The first experiment illustrates how the guided regularizer affects the weight matrices in a very simple feed-forward neural network.

#### 4.2.1 Experimental Setup

We train a simple feed-forward NN with two hidden layers, consisting of 200 and 200 neurons respectively, on the MNIST dataset LeCun et al. (1998). This model is trained for 50 epochs with a batch size of 256 and a learning rate of  $10^{-3}$ . It is optimized using Stochastic Gradient Descent (SGD) with a Nesterov momentum value of 0.9 during training Nesterov (1983); Robbins and Monro (1951). After pruning, it is fine-tuned for 5 epochs while using the Adam optimizer ( $\beta_1 = 0.9$  and  $\beta_2 = 0.99$ ) Kingma and Ba (2014). We apply our method for  $\lambda = 10^{-2}$  (the regularizer penalty) during training. For fine-tuning, we used the normal loss function.

#### 4.2.2 Results and Discussion

Figure 2 shows the sparsity patterns of the weight matrix between the two hidden layers for different choices of regularizers. Figure 3 reports test accuracies of the reduced NNs for various compression ratios with different regularizers.

The weight matrix does not give us any helpful patterns that we can use to prune neurons while using no regularizer (Figure 2a),  $\mathcal{L}_1$  regularizer (Figure 2b) and  $\mathcal{L}_2$  regularizer (Figure 2c). The  $\mathcal{L}_1$  regularizer also pushed most of the weight components to a low value (order of  $10^{-5}$ ) for this small network and performs worse than guided regularizers as can be seen in Figure 3. Even though the performance of the model with  $\mathcal{L}_1$  regularizer improves considerably after fine-tuning, the predictions are nearly random even for compression ratio = 1. The performance might have improved in this case because we fine-tuned without any regularizers. The guided  $\mathcal{L}_2$  regularizer (Figure 2e) also does not help us as well as guided  $\mathcal{L}_1$  in terms of pruning neurons. In the case of guided  $\mathcal{L}_1$  regularizer (Figure 2d), only some of the weight components in the upper-left corner of the matrix have non-zero values. So, visually, we can eliminate a lot of neurons from the hidden layers. From Figure 3, we can see that after pruning, the model trained with guided  $\mathcal{L}_1$  performs better than all the other models both before and after fine-tuning.

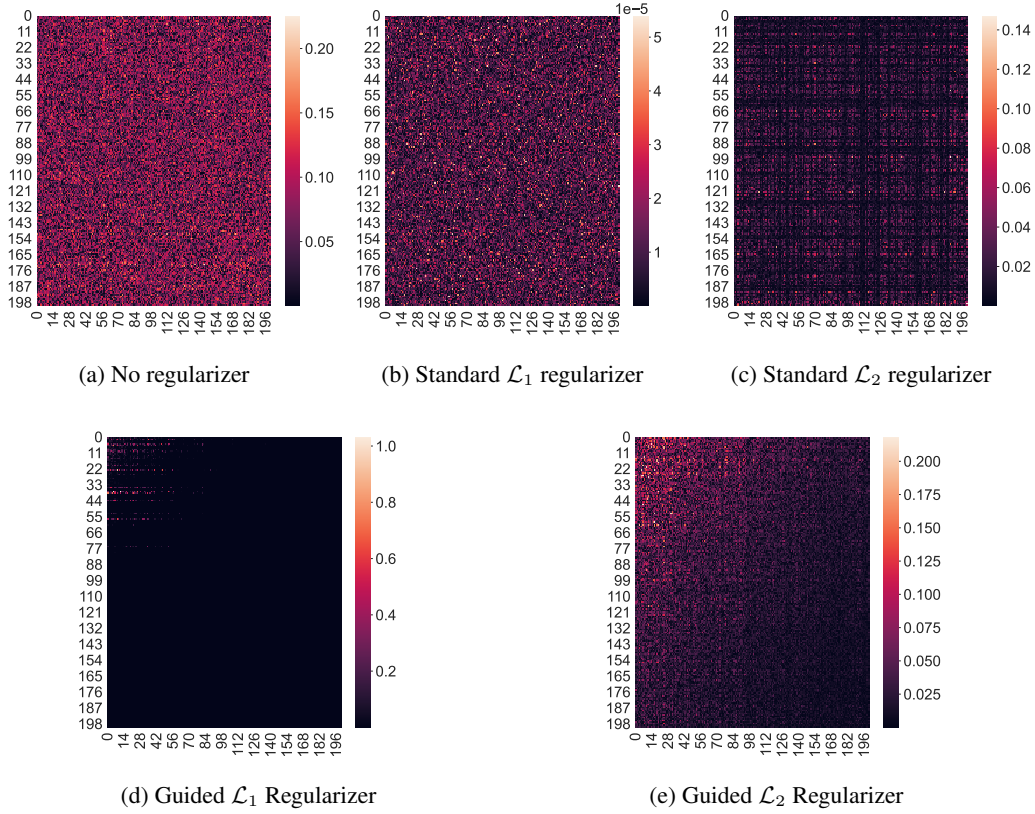


Figure 2: Experiment 1. Heatmaps (absolute value of the elements) for the weight matrices between the two hidden layers of the fully connected network. Five different weight matrix heatmaps are given here for different regularization settings.

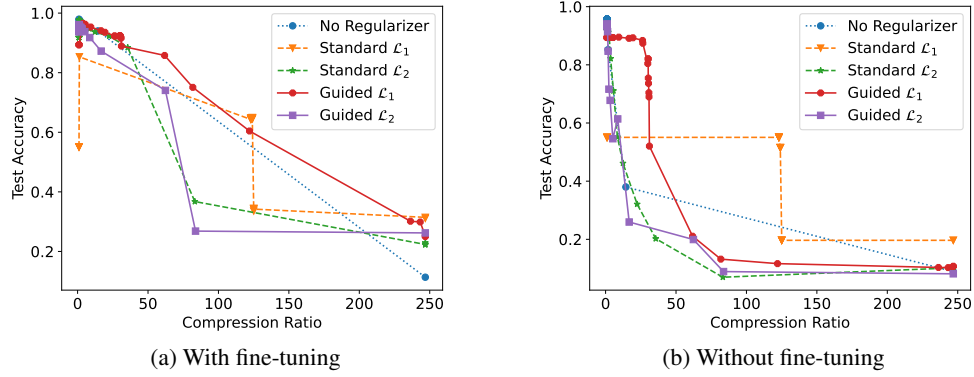


Figure 3: Experiment 1. Test accuracies of the reduced NNs for varying compression ratios with different regularizers.

### 4.3 Experiment 2: Comparison Against State-of-the-Art Methods

#### 4.3.1 Methods Considered

We compare our method against five state-of-the-art pruning methods from the literature:

- **LayerInChange** El Halabi et al. (2022): This method and the two variants, **SeqInChange** and **AsymInChange**, are considered to be the current state-of-the-art for NN pruning.



Neurons/channels are pruned in a way that the Frobenius-norm of the difference between (activations  $\times$  weights) before and after pruning is minimized. This is done by formulating the problem as a weak submodular maximization problem and greedily selecting the neurons/channels to keep. In the **LayerInChange** variant, the layers are pruned independently. In **SeqInChange**, the layers are pruned sequentially, starting from the first layer. **AsymInChange** is also sequential pruning but with a defense in place to avoid the accumulation of errors.

- **LayerWeightNorm Li et al. (2016):** In each layer, a certain number of neurons/channels are pruned that have the lowest output weights  $\mathcal{L}_1$ -norm.
- **ActGrad Molchanov et al. (2016):** Neurons/channels with the lowest (activations  $\times$  gradients), averaged over the training data with layerwise  $\mathcal{L}_2$ -normalization, are pruned. This also has a variant **LayerActGrad**, where pruning is done separately in each layer based on (activations  $\times$  gradients).
- **LayerSampling Liebenwein et al. (2019):** Layerwise sampling of neurons/channels is done based on the probabilities proportional to the sensitivities based on (activations  $\times$  weights). The neurons/channels that are not sampled are pruned.
- **LayerGreedyFS Ye et al. (2020):** All the neurons/channels are removed from a layer and then gradually added back based on a greedy selection. The selection depends on the largest decrease in loss achieved. This method has two variants, a limited data variant that uses some of the data and a full data variant (**LayerGreedyFS-fd**) that uses all the data.

### 4.3.2 Experimental Setup

We evaluate the performance of all the methods for three different neural network models. We trained the LeNet5 model LeCun et al. (1998) on the MNIST dataset LeCun et al. (1998). We also trained ResNet56 He et al. (2016) and the VGG11 Simonyan and Zisserman (2014) on the CIFAR-10 dataset Krizhevsky et al. (2009). The computation of gradients and activations used in **LayerInChange**, **LayerSampling** and **ActGrad** is done using four batches of 128 training images, following El Halabi et al. (2022). We follow the exact experiment description in El Halabi et al. (2022) for a fair comparison. We used our own implementation for LeNet5 and VGG11 architectures. The last two layers of VGG11 were also changed to have 128 neurons each, as done in El Halabi et al. (2022). For ResNet56, we used the implementation available in ShrinkBench Blalock et al. (2020).

All the models were trained for 200 epochs with a batch size of 128 and a learning rate of  $10^{-3}$ . LeNet5 was optimized using Stochastic Gradient Descent (SGD) with Nesterov momentum value of 0.9 Nesterov (1983); Robbins and Monro (1951). The optimizer for VGG11 and ResNet56 was Adam Kingma and Ba (2014) with  $\beta_1 = 0.9$  and  $\beta_2 = 0.99$ . After the training and pruning, LeNet5 was fine-tuned for 10 epochs. VGG11 and ResNet56 were fine-tuned for 20 epochs. During fine-tuning, we used the normal loss functions. For all the models, Adam with  $\beta_1 = 0.9$  and  $\beta_2 = 0.99$  was applied during fine-tuning for optimization. We applied our method for nine values of the regularizer penalty,  $\lambda \in \{10^{-8}, 10^{-7}, 10^{-6}, 10^{-5}, 10^{-4}, 10^{-3}, 10^{-2}, 10^{-1}, 1\}$  during training. All the results reported are after pruning and fine-tuning the model. We decided to use only the guided  $\mathcal{L}_1$  regularizer for comparison because the guided  $\mathcal{L}_2$  regularizer was not as effective in Experiment 1.

For LeNet5, we pruned all the layers except the output layer. For VGG11, we prune every layer except the output layer and the last convolution layer. For ResNet56, all the layers are pruned except the last layer in each residual block, the last layer before each residual block and the output layer.

### 4.3.3 Results and Discussion

For comparison with the state-of-the-art methods, we chose the  $\lambda$  value to be  $10^{-3}$ ,  $10^{-4}$  and  $10^{-4}$  for LeNet5, ResNet56, and VGG11, respectively, as our pruning method performed the best for these  $\lambda$  values.

The results of the comparisons are reported in Figure 4. The experiments reveal the following:

- Our method outperforms all other pruning methods used for LeNet5 and VGG11 models. For the ResNet56 model, our method gives reasonable results, but it is slightly less effective than the state-of-the-art. We think this is due to the depth of the ResNet56 model. During

training with the guided regularizer, the effect of regularizing a layer accumulates for the subsequent layers. Studying this is the topic of future work.

- For VGG11 and ResNet56, our model achieved an accuracy of 89.15% and 89.7% respectively for compression ratio = 1, which is lower than normal training. After normal training, the test accuracy achieved by VGG11 and ResNet56 is 90.11% and 92.27% respectively. This is because the pruning is in effect during training while using the guided regularizer.
- Using just one single  $\alpha$  value (7c) for all the layers was effective for our method. In the literature, it is advised to use per-layer budgeting while selecting how much to prune in each layer El Halabi et al. (2022). However, for our case, the final threshold value  $\tau$  is dependent on both  $\alpha$  and  $\eta_{\max}$ . So, how much we prune in each layer depends on the values of the weight components in each layer.

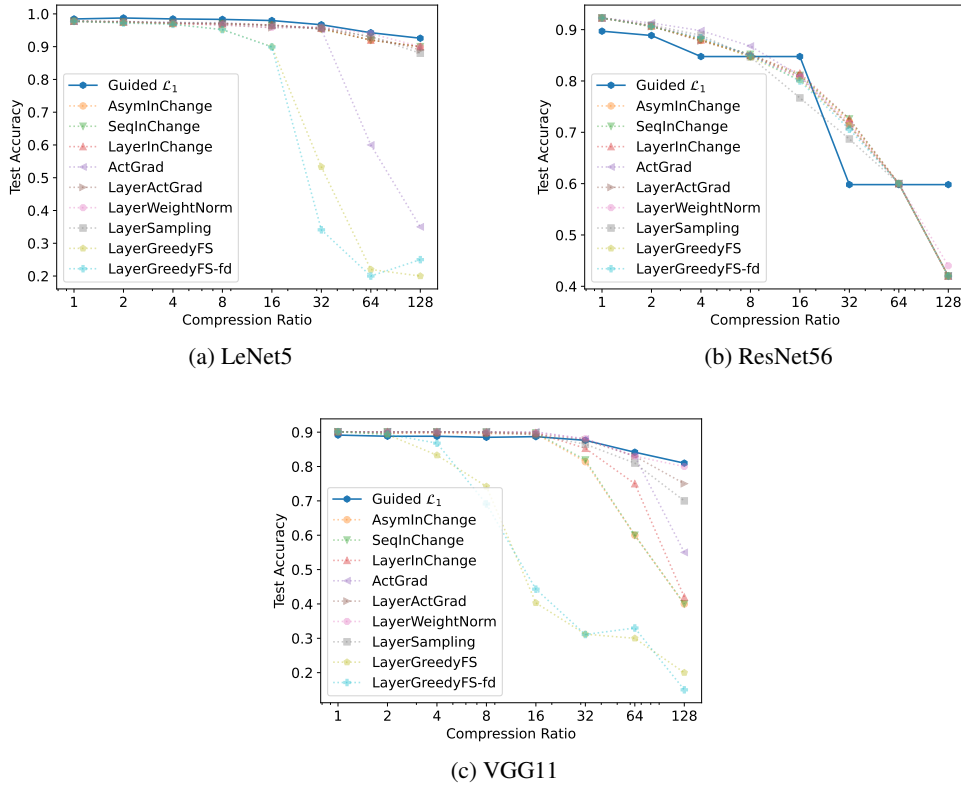


Figure 4: Test accuracies for different pruning methods and varying compression ratios. The guided regularization method proposed herein performs at least as well as any of the existing approaches.

#### 4.4 Implementation and Resources

We used TensorFlow Abadi et al. (2015) for implementing the LeNet5 and VGG11 model. The implementation of ResNet56 is done using PyTorch Paszke et al. (2017) as we modified the implementation of ShrinkBench Blalock et al. (2020) which uses PyTorch. We conducted our experiments on three different machines: i) AMD Ryzen 9 5900HS @ 3.30 GHz with 16 GB RAM, NVIDIA GeForce RTX 3070 with 8 GB memory (used for experiment with LeNet5), ii) Intel Xeon W-2155 @ 3.30GHz with 12 GB RAM, NVIDIA Quadro P4000 with 8 GB memory (used for experiment with VGG11) and iii) Intel Xeon E5-2680v4 @ 2.4GHz with 386 GB RAM, NVIDIA Tesla V100 with 16 GB memory (used for experiment with ResNet56).

## 5 Conclusions

This work proposes a modification to the well-known regularization techniques of NNs, that guides the NN to achieve prunable patterns in weight units to effectively reduce the NN dimension while also maintaining reasonable performance. We present experimental results that verify the effectiveness of the new methodology. The pruning is virtually in play during training when using the guided regularizer, and so the actual pruning step after pre-training is simpler and more efficient than the previous methods. The threshold based pruning proposed herein is also weight value dependent and does not require per layer budgeting advised in El Halabi et al. (2022). However, our method was effective but fell slightly behind other state-of-the-art methods for reducing the deep network ResNet56. Future work will seek to improve our proposed method for pruning truly deep neural networks; one strategy is by automatic weight penalty selection.

## References

- Martín Abadi, Ashish Agarwal, Paul Barham, Eugene Brevdo, Zhifeng Chen, Craig Citro, Greg S. Corrado, Andy Davis, Jeffrey Dean, Matthieu Devin, Sanjay Ghemawat, Ian Goodfellow, Andrew Harp, Geoffrey Irving, Michael Isard, Yangqing Jia, Rafal Jozefowicz, Lukasz Kaiser, Manjunath Kudlur, Josh Levenberg, Dandelion Mané, Rajat Monga, Sherry Moore, Derek Murray, Chris Olah, Mike Schuster, Jonathon Shlens, Benoit Steiner, Ilya Sutskever, Kunal Talwar, Paul Tucker, Vincent Vanhoucke, Vijay Vasudevan, Fernanda Viégas, Oriol Vinyals, Pete Warden, Martin Wattenberg, Martin Wicke, Yuan Yu, and Xiaoqiang Zheng. TensorFlow: Large-scale machine learning on heterogeneous systems, 2015. URL <https://www.tensorflow.org/>. Software available from tensorflow.org.
- Davis Blalock, Jose Javier Gonzalez Ortiz, Jonathan Frankle, and John Gutttag. What is the state of neural network pruning? *Proceedings of machine learning and systems*, 2:129–146, 2020.
- Cristian Buciluă, Rich Caruana, and Alexandru Niculescu-Mizil. Model compression. In *Proceedings of the 12th ACM SIGKDD international conference on Knowledge discovery and data mining*, pages 535–541, 2006.
- Maxwell D Collins and Pushmeet Kohli. Memory bounded deep convolutional networks. *arXiv preprint arXiv:1412.1442*, 2014.
- Matthieu Courbariaux, Yoshua Bengio, and Jean-Pierre David. Binaryconnect: Training deep neural networks with binary weights during propagations. *Advances in neural information processing systems*, 28, 2015.
- Misha Denil, Babak Shakibi, Laurent Dinh, Marc’Aurelio Ranzato, and Nando De Freitas. Predicting parameters in deep learning. *Advances in neural information processing systems*, 26, 2013.
- Marwa El Halabi, Suraj Srinivas, and Simon Lacoste-Julien. Data-efficient structured pruning via submodular optimization. *Advances in Neural Information Processing Systems*, 35:36613–36626, 2022.
- Yunchao Gong, Liu Liu, Ming Yang, and Lubomir Bourdev. Compressing deep convolutional networks using vector quantization. *arXiv preprint arXiv:1412.6115*, 2014.
- Song Han, Jeff Pool, John Tran, and William Dally. Learning both weights and connections for efficient neural network. *Advances in neural information processing systems*, 28, 2015.
- Kaiming He, Xiangyu Zhang, Shaoqing Ren, and Jian Sun. Deep residual learning for image recognition. In *Proceedings of the IEEE conference on computer vision and pattern recognition*, pages 770–778, 2016.
- Tianxing He, Yuchen Fan, Yanmin Qian, Tian Tan, and Kai Yu. Reshaping deep neural network for fast decoding by node-pruning. In *2014 IEEE International Conference on Acoustics, Speech and Signal Processing (ICASSP)*, pages 245–249. IEEE, 2014.
- Yihui He, Xiangyu Zhang, and Jian Sun. Channel pruning for accelerating very deep neural networks. In *Proceedings of the IEEE international conference on computer vision*, pages 1389–1397, 2017.
- Geoffrey Hinton, Oriol Vinyals, and Jeff Dean. Distilling the knowledge in a neural network. *arXiv preprint arXiv:1503.02531*, 2015.

- Torsten Hoefer, Dan Alistarh, Tal Ben-Nun, Nikoli Dryden, and Alexandra Peste. Sparsity in deep learning: Pruning and growth for efficient inference and training in neural networks. *The Journal of Machine Learning Research*, 22(1):10882–11005, 2021.
- Arthur E Hoerl and Robert W Kennard. Ridge regression: Biased estimation for nonorthogonal problems. *Technometrics*, 12(1):55–67, 1970.
- Diederik P Kingma and Jimmy Ba. Adam: A method for stochastic optimization. *arXiv preprint arXiv:1412.6980*, 2014.
- Alex Krizhevsky, Geoffrey Hinton, et al. Learning multiple layers of features from tiny images. 2009.
- Andrey Kuzmin, Markus Nagel, Saurabh Pitre, Sandeep Pendyam, Tijmen Blankevoort, and Max Welling. Taxonomy and evaluation of structured compression of convolutional neural networks. *arXiv preprint arXiv:1912.09802*, 2019.
- Vadim Lebedev, Yaroslav Ganin, Maksim Rakhuba, Ivan Oseledets, and Victor Lempitsky. Speeding-up convolutional neural networks using fine-tuned cp-decomposition. *arXiv preprint arXiv:1412.6553*, 2014.
- Yann LeCun, Léon Bottou, Yoshua Bengio, and Patrick Haffner. Gradient-based learning applied to document recognition. *Proceedings of the IEEE*, 86(11):2278–2324, 1998.
- Hao Li, Asim Kadav, Igor Durdanovic, Hanan Samet, and Hans Peter Graf. Pruning filters for efficient convnets. *arXiv preprint arXiv:1608.08710*, 2016.
- Lucas Liebenwein, Cenk Baykal, Harry Lang, Dan Feldman, and Daniela Rus. Provable filter pruning for efficient neural networks. *arXiv preprint arXiv:1911.07412*, 2019.
- Jian-Hao Luo, Jianxin Wu, and Weiyao Lin. Thinet: A filter level pruning method for deep neural network compression. In *Proceedings of the IEEE international conference on computer vision*, pages 5058–5066, 2017.
- Zelda Mariet and Suvrit Sra. Diversity networks: Neural network compression using determinantal point processes. *arXiv preprint arXiv:1511.05077*, 2015.
- Pavlo Molchanov, Stephen Tyree, Tero Karras, Timo Aila, and Jan Kautz. Pruning convolutional neural networks for resource efficient inference. *arXiv preprint arXiv:1611.06440*, 2016.
- Ben Mussay, Margarita Osadchy, Vladimir Braverman, Samson Zhou, and Dan Feldman. Data-independent neural pruning via coresets. *arXiv preprint arXiv:1907.04018*, 2019.
- Ben Mussay, Dan Feldman, Samson Zhou, Vladimir Braverman, and Margarita Osadchy. Data-independent structured pruning of neural networks via coresets. *IEEE Transactions on Neural Networks and Learning Systems*, 33(12):7829–7841, 2021.
- Yurii Evgen’evich Nesterov. A method of solving a convex programming problem with convergence rate  $O(k^{-2})$ . In *Doklady Akademii Nauk*, volume 269, pages 543–547. Russian Academy of Sciences, 1983.
- Adam Paszke, Sam Gross, Soumith Chintala, Gregory Chanan, Edward Yang, Zachary DeVito, Zeming Lin, Alban Desmaison, Luca Antiga, and Adam Lerer. Automatic differentiation in pytorch. 2017.
- Herbert Robbins and Sutton Monro. A stochastic approximation method. *The annals of mathematical statistics*, pages 400–407, 1951.
- Karen Simonyan and Andrew Zisserman. Very deep convolutional networks for large-scale image recognition. *arXiv preprint arXiv:1409.1556*, 2014.
- Suraj Srinivas and R Venkatesh Babu. Data-free parameter pruning for deep neural networks. *arXiv preprint arXiv:1507.06149*, 2015.
- Jiahao Su, Jingling Li, Bobby Bhattacharjee, and Furong Huang. Tensorial neural networks: Generalization of neural networks and application to model compression. *arXiv preprint arXiv:1805.10352*, 2018.
- Robert Tibshirani. Regression shrinkage and selection via the lasso. *Journal of the Royal Statistical Society: Series B (Methodological)*, 58(1):267–288, 1996.
- Elena Voita, David Talbot, Fedor Moiseev, Rico Sennrich, and Ivan Titov. Analyzing multi-head self-attention: Specialized heads do the heavy lifting, the rest can be pruned. *arXiv preprint arXiv:1905.09418*, 2019.

Mao Ye, Chengyue Gong, Lizhen Nie, Denny Zhou, Adam Klivans, and Qiang Liu. Good subnetworks provably exist: Pruning via greedy forward selection. In *International Conference on Machine Learning*, pages 10820–10830. PMLR, 2020.