

# Zeeman dependence of the quasiparticle scattering rate and ARPES in copper oxides and related materials

George Kastinakis

*Institute of Electronic Structure and Laser (IESL),*

*Foundation for Research and Technology - Hellas (FORTH), N. Plastira 100, Iraklio, Crete 70013, Greece\**

(Dated: 3 November 2023)

Within a strongly interacting Fermi liquid framework, we calculate the effects of the Zeeman energy  $\omega_H$  for a finite magnetic field, in a metallic system with a van Hove peak in the density of states, located close to and below the Fermi surface. We find that the chemical potential increases with the square of  $\omega_H$ . We obtain a characteristic quasiparticle scattering rate linear in the maximum of  $\omega_H$  and temperature, both in the normal and the d-wave superconducting state. We predict that ARPES experiments in copper oxides, and related compounds, should be able to elucidate this behavior of the scattering rate, and in particular, the difference between spin up and down electrons.

**Introduction.** - The quasi-particle scattering rate (SR) is very characteristic of the very nature of the electronic system in question<sup>1</sup>, and connected with its spectral properties. It is also inextricably linked to the resistivity and the optical conductivity. In refs.<sup>2,3</sup> in 1997, for a pure Fermi liquid (FL), with a van Hove singularity, located at the energy  $\epsilon_{vH}$  below the chemical potential  $\mu$ , we had predicted a SR linear in the maximum of  $T$  and  $\epsilon$ . Namely for  $T > \{x_0/4, \epsilon\}$ , and for  $\epsilon > \{x_0, T\}$ , with  $x_0 = \mu - \epsilon_{vH}$ . Angle-resolved photoemission spectroscopy (ARPES) data<sup>4</sup> showed that  $x_0$  is in the range 5-30 meV (and even smaller) for several cuprates. The  $\epsilon$ -linear behavior is limited above by the system bandwidth, while the  $T$ -linear one is limited above by the melting of the crystal, or by some other phase transition which may alter the value of  $x_0$ . This SR yields directly a  $T$ -linear resistivity, and a  $1/\epsilon$  optical conductivity, for the appropriate  $T, \epsilon$  ranges<sup>2,3</sup>. E.g. the scale of  $x_0$  is fully consistent with the onset of  $T$ -linear resistivity.

ARPES experiments have the capacity to yield the quasi-particle SR, as a function of temperature  $T$  and energy  $\epsilon$ , for momenta anywhere close to the Fermi surface (FS). High resolution ARPES experiments on the cuprates, which demonstrated the  $T, \epsilon$ -linear SR, started with Valla et al.<sup>5</sup> in 1999 for the normal state. For the d-wave superconducting state, the linearity of the SR was pioneered in refs.<sup>6-8</sup>.

Recently, two different ARPES experiments on cuprates, and related materials, in finite magnetic field  $H$ , have appeared<sup>9,10</sup>. Finite  $H$  is expected to introduce a broadening of the SR lineshape. Of course, this experimental novelty is still at an initial stage, and its full potential is to be seen.

Herein we further develop our FL model for quasiparticle scattering<sup>2,3,11</sup>. The extension of the model here for finite  $H$  comprises only the Zeeman energy  $\omega_H$ , and omits any dependence on orbital effects, and on other order parameters, such as density waves of any kind. We provide concrete expressions for  $\omega_H < 1$ , which can be tested against ARPES data. The possible challenges of extracting the SR are to be resolved within the experimental procedure.

In the following, we first discuss the model, the chemical potential and, briefly, the density of states (DOS) for finite  $H$ . With these at hand, we proceed to discuss the quasiparticle SR, and related predictions for ARPES experiments. Finally, we conclude.

**Model and chemical potential for finite  $\omega_H$ .** - We wish to model the copper oxides. We consider the single band Hamiltonian with a *generic* and non-separable potential  $V_q$

$$H = \sum_{k,\sigma} (\epsilon_k - \mu) c_{k,\sigma}^\dagger c_{k,\sigma} + \frac{1}{2} \sum_{k,p,q,\sigma,\sigma'} V_q c_{k+q,\sigma}^\dagger c_{p-q,\sigma'}^\dagger c_{p,\sigma'} c_{k,\sigma} \quad (1)$$

$c_{k,\sigma}^\dagger$  creates an electron of momentum  $k$  and spin  $\sigma$ ,  $\mu$  is the chemical potential, and we use the relevant band structure

$$\epsilon_k = -2t(\cos k_x + \cos k_y) - 4t' \cos k_x \cos k_y - 2t''\{\cos(2k_x) + \cos(2k_y)\} \quad , \quad k_x, k_y = -\pi \rightarrow \pi \quad , \quad (2)$$

which yields both the correct FS, and a van Hove singularity in the DOS, located at  $\epsilon = \epsilon_{vH} < \mu$ , corresponding to  $k = (\pm\pi, 0), (0, \pm\pi)$ . The electron-electron interaction results in pinning  $\epsilon_{vH}$  slightly *below*  $\mu$  for a broad range of dopings, which may extend from the underdoped to the overdoped regime in various cuprates<sup>3</sup>. Early experimental evidence from ARPES can be found in<sup>4</sup>.

We wish to calculate  $\mu_H = \mu(\omega_H)$  for finite  $H$ . For this, we need a self-consistent calculation of the ground state energy, taking into account that the spin-dependent dispersion becomes

$$\epsilon_{k,\sigma} = \epsilon_k \mp \omega_H \quad , \quad \sigma = \uparrow, \downarrow \quad , \quad (3)$$

and  $\epsilon_k$  given by eq. (2). This results in the FS expanding and shrinking for spin  $\sigma = \uparrow, \downarrow$ , respectively, such that the total filling factor remains constant with  $\omega_H > 0$ .

We perform a calculation which is simpler than the full Eliashberg-type one. We work in the static limit (without any frequency dependence). We use the Hartree-Fock approximation, which allows to calculate the ground state energy at temperature  $T = 0$  as<sup>12</sup>

$$E = \sum_{k,\sigma} (\epsilon_{k,\sigma} - \mu_H) n_{k,\sigma} - \frac{1}{2} \sum_{k,q,\sigma} V_q n_{k+q,\sigma} n_{k,\sigma} + \frac{1}{2} \sum_{k,p,\sigma,\sigma'} V_{q=0} n_{k,\sigma} n_{p,\sigma'} . \quad (4)$$

Superconducting correlations are omitted. The occupation factors  $n_{k,\sigma}$  take only the values 0 and 1<sup>13</sup>. The total filling factor is  $n = \sum_{k,\sigma} n_{k,\sigma}$ . We use the potential

$$V_q = \sum_{i=1}^4 \frac{V_0}{a_0^2 + \xi^2(\vec{q} - \vec{Q}_i)^2} . \quad (5)$$

The peaks of  $V_q$  are symmetrically located at  $Q_i = (\pm\pi, \pm\pi)$ . We typically take  $\xi = 2$ ,  $a_0 = 1$ ,  $V_0 = 6t$ .  $V_q$  may be considered as an effective screened potential, e.g. like the potentials in the full self-consistent solutions of the Eliashberg equations - c.f. ref.<sup>3</sup> and therein, and ref.<sup>14</sup>. This is a strong coupling approach, with full momentum dependence. We use a  $N \times N$ ,  $N = 240$ , discretization of the 2-d Brillouin zone. The filling  $n$  is held fixed in the calculation, which yields the *self-consistent evaluation* of  $n_{k,\sigma}$ ,  $\mu_H$  and the respective  $\sigma = \uparrow, \downarrow$  FS's. The latter are shown in Figs. 1,2, and they are determined from the condition

$$\Xi_{k,\sigma} = 0 , \quad (6)$$

where  $\Xi_{k,\sigma}$  is the renormalized dispersion

$$\Xi_{k,\sigma} = \frac{\partial E}{\partial n_{k,\sigma}} = \epsilon_{k,\sigma} - \mu_H + \Sigma_{1\sigma}(k, 0) , \quad (7)$$

$$\Sigma_{1\sigma}(k, 0) = \sum_q V_q n_{k+q,\sigma} - V_{q=0} n . \quad (8)$$

The condition  $\Xi_{k,\sigma} > 0$  yields  $n_{k,\sigma} = 0$ . The (real) self-energy  $\Sigma_{1\sigma}(k, 0)$  here is assumed to correspond to the  $\epsilon = 0$  limit of the real part of the fully  $\epsilon$ -dependent self energy  $\Sigma_{1\sigma}(k, \epsilon)$  appearing in eq. (15) and further on.

As can be seen in Fig. 3, we obtain a parabolic dependence of  $\mu_H$  with  $\omega_H$

$$\mu_H = \mu_0 + a \omega_H^2 , \quad \omega_H < \omega_*(n) , \quad (9)$$

where the filling dependent  $\omega_*(n)$  is the value beyond which the FS of the spin down electrons shrinks below the points X  $(\pm\pi, 0)$  and Y  $(0, \pm\pi)$ . The constant  $a$  depends on the filling factor (and other band parameters), as shown in Table 1. Though the data shown is for a particular set of band parameters, eq. (9) holds in general (with modified  $\omega_*$ 's etc.), as we have seen in our numerical calculations. We also consider the case  $\mu_H - \mu_0 = a \omega_H^2 < \omega_H/4$ . This is true for  $\omega_H < \omega_0$  with

$$\omega_0 = \frac{1}{4a} . \quad (10)$$

In this case ( $a \omega_H^2$ ) can be ignored compared to  $\omega_H$ , and this is relevant for the subsequent discussion of the SR. Further

$$\omega_*(n) = \omega_0(n) - \delta\omega(n) , \quad \delta\omega(n) \ll \omega_*(n) . \quad (11)$$

Values of  $\omega_0$  and  $\delta\omega$  also appear in Table 1.

As shown e.g. in Fig. 4 of ref.<sup>3</sup>, the DOS  $N(\epsilon)$  can be approximated as a smooth background with a single peak for  $\omega_H = 0$ , located close to and below the FS. This is known both from numerous ARPES experiments<sup>4</sup> on various materials, and from several calculations (like in<sup>3</sup> and therein). For finite  $\omega_H > 0$  the DOS splits into two distinct  $\uparrow, \downarrow$  components, self adjusting in order to conserve the total spectral weight.

The  $\omega_H^2$  dependence of  $\mu_H$  is also obtained through an analytical calculation, wherein the DOS  $N(\epsilon)$  is taken as a constant background, with an additional high peak slightly below the FS for  $\omega_H = 0$ . Then we require conservation of the spectral weight  $2 \int_{-A}^{\mu_0} d\epsilon N(\epsilon) = \int_{-A}^{\mu_H} d\epsilon \{N(\epsilon + \omega_H) + N(\epsilon - \omega_H)\}$ . Here  $(-A)$  is the lower energy cut-off.

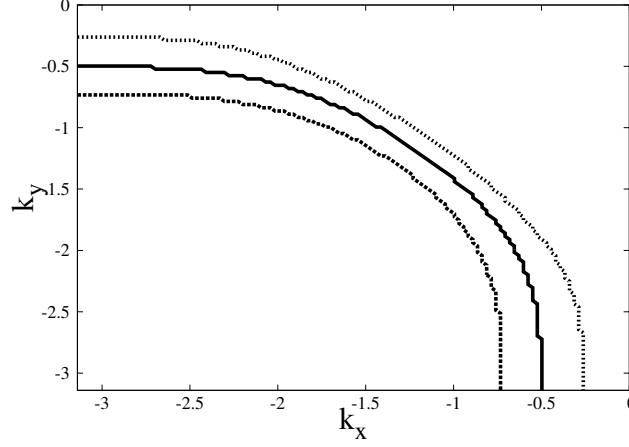


FIG. 1: Fermi surface (FS) for  $t' = -0.2t$ ,  $t'' = 0.15t$  and  $V_q$  of eq. (5), and filling  $n = 0.81$ . The upper right corner is the point  $\Gamma$  (0,0), and the lower left corner is the point  $M$  ( $-\pi, -\pi$ ). The middle line corresponds to  $\omega_H = 0$ . Lower line  $\omega_H = 0.4 t$  spin-up, upper line  $\omega_H = 0.4 t$  spin-down. Also c.f. text.

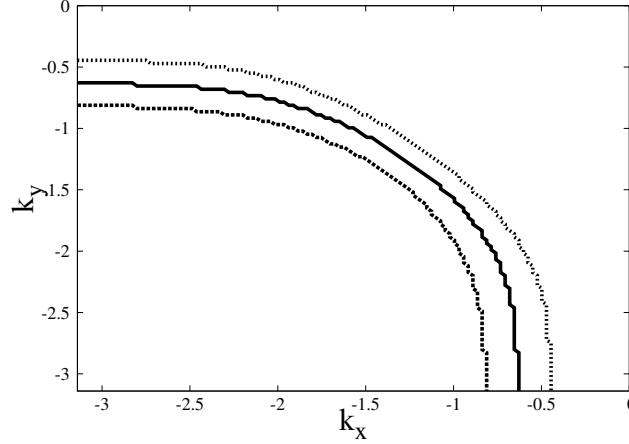


FIG. 2: Fermi surface for the same parameters (and geometry) as above, and filling  $n = 0.91$ . Middle line  $\omega_H = 0$ . Lower line  $\omega_H = 0.4 t$  spin-up, upper line  $\omega_H = 0.4 t$  spin-down. Also c.f. text.

filling $n$	$\mu_0 (t)$	$a (t^{-1})$	$\omega_* (t)$	$\omega_0 (t)$	$\delta\omega = \omega_0 - \omega_* (t)$
0.71	-1.1806	0.53053	$\sim 0.4$	0.471	0.071
0.76	-1.0727	0.40521	$\sim 0.55$	0.617	0.067
0.81	-0.9528	0.32191	$\sim 0.75$	0.777	0.027
0.835	-0.8868	0.28429	$\sim 0.85$	0.879	0.029
0.86	-0.8195	0.26061	$\sim 0.95$	0.959	0.009
0.885	-0.7476	0.23405	$\sim 1.05$	1.07	0.02
0.91	-0.6736	0.21385	$\sim 1.15$	1.17	0.02

Table 1. Parameters related to  $\mu_H$ , as in eqs. (9), (10), (11), for  $t' = -0.2t$ ,  $t'' = 0.15t$  and  $V_q$  of eq. (5), for filling factors  $n = 0.71 - 0.91$ . Also c.f. Figs. 1, 2 and text.

**Quasiparticle scattering rate.** - We calculate the quasiparticle SR within a FL framework, as in our previous work<sup>2,3,11</sup>. Our approach is also within the framework of conserving Baym-Kadanoff approximations<sup>15</sup>. The derivation for the SR is *valid both in the normal and the d-wave superconducting state*. In<sup>11</sup> we analysed relevant limitations for a s-wave superconducting state. Further, we assume that any  $T > 0$  dependence of  $\mu_H$  is *subleading* compared to the other effects of  $T > 0$ .

The SR is a genuine FL type one, in the sense that for  $x = \max\{T, \epsilon\} \rightarrow 0$ , it is proportional to  $x^2$  as in<sup>2,3,11</sup>. As a result, there is no concomitant analyticity issue (as e.g. in Kramers-Kronig relations connecting the real and

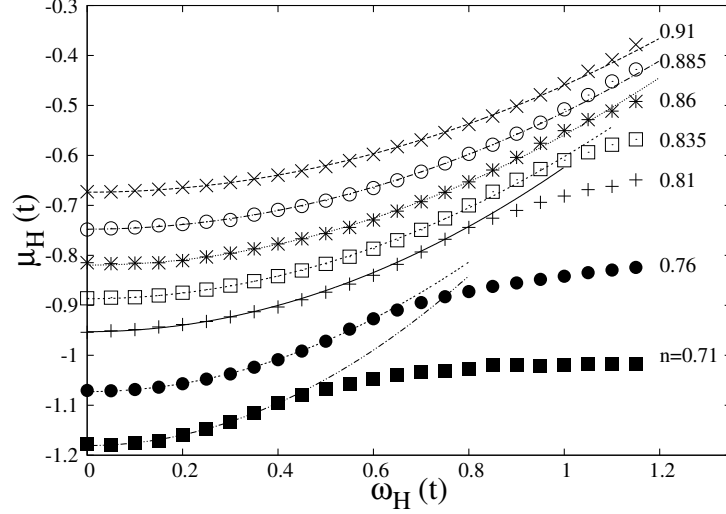


FIG. 3: Chemical potential  $\mu_H(t)$  vs.  $\omega_H(t)$  for  $t' = -0.2t$ ,  $t'' = 0.15t$  and  $V_q$  of eq. (5). The curves bottom to top correspond to the filling factors  $n = 0.71, 0.76, 0.81, 0.835, 0.86, 0.885, 0.91$ . The symbols come out of the self-consistent numerical calculations. The lines are fits of eq. (9) with the parameters given in Table 1. The  $\omega_H^2$  dependence is valid up to  $\omega_* = 0.4t$  for  $n = 0.71$ .  $\omega_*$  steadily increases for increasing  $n$ . Also c.f. text.

imaginary parts of the self-energy). Only within appropriate  $T$  and  $\epsilon$  bounds is the rate linear in  $x$ , and possibly linear in  $\omega_H$  (as shown below).

We start from the Eliashberg equations, as e.g. written in<sup>11</sup>, and follow the same notation. The quasiparticle self-energy is  $\Sigma(k, \epsilon) = \text{Tr } V G$ , where  $V(q, \omega)$  is the effective potential and  $G(k, \epsilon)$  the Green's function. We use the expression for the SR, i.e. the imaginary part of  $\Sigma(k, \epsilon)$  in eq. (18) therein

$$\Sigma_2(k, \epsilon) \simeq \frac{1}{2} \sum_q V_q^{(1)}(0) B(k - q, \epsilon - w_{k-q, \epsilon}) w_{k-q, \epsilon} A(w_{k-q, \epsilon}, \epsilon, T) . \quad (12)$$

Here  $V_q^{(1)}(0) = \partial \text{Im} V(q, \omega = 0) / \partial \omega$ , and we have the thermal factor

$$A(w_{k, \epsilon}, \epsilon, T) = \coth\left(\frac{w_{k, \epsilon}}{2T}\right) + \tanh\left(\frac{\epsilon - w_{k, \epsilon}}{2T}\right) , \quad (13)$$

which satisfies

$$A(w_{k, \epsilon}, \epsilon, T) = 0 , \quad \epsilon < w_{k, \epsilon} < 0 . \quad (14)$$

The energy factor  $w_{k, \epsilon}$  is given by

$$w_{k, \epsilon} = \frac{\epsilon + \mu - \epsilon_k - \Sigma_1(k, \epsilon) - D_1(k, \epsilon)}{1 - \partial_\epsilon \Sigma_1(k, \epsilon) - \partial_\epsilon D_1(k, \epsilon)} . \quad (15)$$

$\epsilon$  is the quasiparticle energy,  $\Sigma_1(k, \epsilon)$  is the real part of  $\Sigma(k, \epsilon)$ , and  $D_1(k, \epsilon)$  the real part of the superconducting gap. For a small gap, we have the conditions  $D_i^2(k, \epsilon) \ll f_i^2(k, \epsilon)$  (c.f. between eqs. (10) and (11) in<sup>11</sup> for  $f_i$  and  $D_i$ ,  $i = 1, 2$ ). Then we get

$$B(k, \epsilon) = 1 - \frac{D_1(k, \epsilon) f_1(k, \epsilon) + D_2(k, \epsilon) f_2(k, \epsilon)}{f_1^2(k, \epsilon) + f_2^2(k, \epsilon)} . \quad (16)$$

In the normal state  $B(k, \epsilon) = 1$ .

For *finite*  $H$  the above  $k$ -dependent quantities and  $\mu$  become  $\omega_H$ -dependent. *Omitting the  $\omega_H$ -dependence* of  $D_1(k, \epsilon)$  we now have

$$w_{k, \epsilon, H}^\sigma = \frac{\epsilon + \mu_H - \epsilon_k \pm \omega_H - \Sigma_{1\sigma}(k, \epsilon) - D_1(k, \epsilon)}{1 - \partial_\epsilon \Sigma_{1\sigma}(k, \epsilon) - \partial_\epsilon D_1(k, \epsilon)} . \quad (17)$$

filling $n$	$S_0(t)$	$g_{\uparrow}$	$g_{\downarrow}$	$\omega_f(t)$
0.71	0.1867	0.1840	-0.1755	0.4
0.76	0.2088	0.1628	-0.1420	0.45
0.81	0.2259	0.1639	-0.1379	0.75
0.835	0.2358	0.1615	-0.1355	0.8
0.86	0.2463	0.1580	-0.1324	0.8
0.885	0.2572	0.1539	-0.1287	0.9
0.91	0.2689	0.1485	-0.1247	1.0

Table 2. Parameters related to  $S_{\sigma}$ , averaged over the FS, as in eq. (18), for  $t' = -0.2t$ ,  $t'' = 0.15t$  and  $V_q$  of eq. (5), for filling factors  $n = 0.71 - 0.91$ . Also c.f. text.

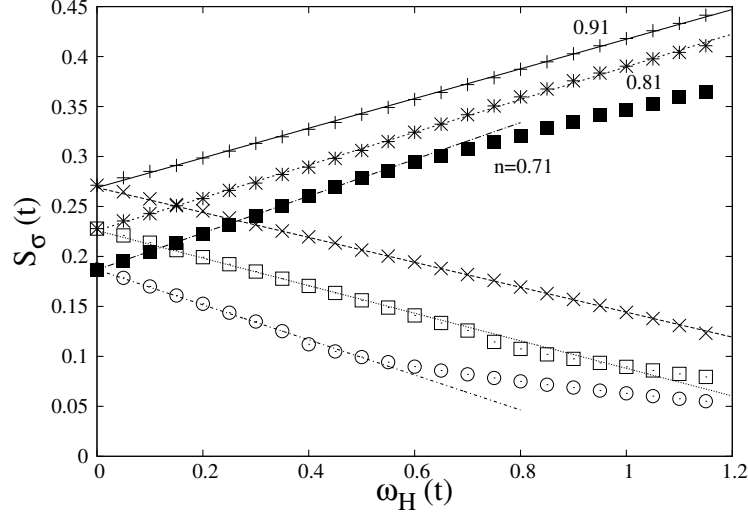


FIG. 4: Real part of the self-energy  $S_{\sigma}(t)$  vs.  $\omega_H(t)$  in eq. (18), averaged over the FS, for  $t' = -0.2t$ ,  $t'' = 0.15t$  and  $V_q$  of eq. (5). The curves bottom to top correspond to the filling factors  $n = 0.71, 0.81, 0.91$ . The symbols come out of the self-consistent numerical calculations. The straight lines are fits of eq. (18) with the parameters given in Table 2, showing that the  $\omega_H$ -linearity is valid at least up to  $\omega_H = 0.5t$  here. For  $n = 0.71$  the linear fit fails for smaller  $\omega_H$  than the other 2 cases.  $S_{\sigma}$  enters in the expression for the scattering rate in eq. (22), thus contributing to its  $\omega_H$ -linear dependence. Also c.f. text.

From our numerical calculations we see that  $\Sigma_{1\sigma}(k, 0)$  depends on  $\omega_H$ , namely the part  $S_{\sigma}(k) = \sum_q V_q n_{k+q, \sigma}$ . It can be very well approximated by

$$S_{\sigma}(k) = S_0(k) + g_{\sigma}(k) \omega_H, \quad \omega_H < \omega_f(n), \quad (18)$$

with the filling dependent  $\omega_f(n) < \omega_*$ , as shown in fig. 4. In table 2 we show the FS averaged values  $S_0 = \langle S_0(k) \rangle_{FS}$ ,  $g_{\sigma} = \langle g_{\sigma}(k) \rangle_{FS}$  of the parameters of eq. (18).

We draw the attention of the reader to the analysis of the relevant inequalities (19)-(24) in<sup>11</sup>. Repeating the analysis therein, for  $T > \epsilon$ ,  $w_{k, \epsilon, H}^{\sigma}$  the SR is linear in  $T$

$$\Sigma_{2\sigma}^R(k, \epsilon, H) \simeq -T \sum_q V_q^{(1)}(0) B(k - q, \epsilon - w_{k-q, \epsilon, H}^{\sigma}). \quad (19)$$

In the limit  $\omega_H > T$  we obtain

$$\Sigma_{2\sigma}^R(k, \epsilon, H) \simeq -\frac{d_k^{\sigma}}{2} \sum_q V_q^{(1)}(0) B(k - q, \epsilon - w_{k-q, \epsilon, H}^{\sigma}) w_{k-q, \epsilon, H}^{\sigma}. \quad (20)$$

Here  $d_k^{\sigma} = 1 + \langle \tanh[(\epsilon - w_{k-q, \epsilon, H}^{\sigma})/(2T)] \rangle$  is a factor between 1 and 2. Also note that

$$\partial_{\epsilon} \Sigma_{1\sigma}(k, \epsilon) = -b_k < 0, \quad \epsilon < \epsilon_o = O(t). \quad (21)$$

Then we obtain

$$\Sigma_{2\sigma}^R(k, \epsilon, H) \simeq -\frac{d_k^\sigma}{2} \sum_q V_q^{(1)}(0) B(k-q, \epsilon - w_{k-q, \epsilon, H}^\sigma) \frac{\epsilon + \mu_H - \epsilon_{k-q} \pm \omega_H - \Sigma_{1\sigma}(k-q, \epsilon)}{1 + b_{k-q}} . \quad (22)$$

There is interference between  $\mu_H$ , the pure Zeeman term  $\pm \omega_H$ , and the term  $g_\sigma \omega_H$ . It should be possible to probe the rates  $\Sigma_{2\sigma}^R(k, \epsilon, H)$  by performing ARPES experiments in adequately strong field  $H$ . In particular, it should also be possible to measure the pure Zeeman dependence, with the assumption that  $d_k^\sigma = d_k$  has a *negligible dependence on  $\omega_H$* . The appropriate quantity is the difference

$$\Sigma_{2\uparrow}^R(k, \epsilon, H) - \Sigma_{2\downarrow}^R(k, \epsilon, H) = -d_k \omega_H \sum_q \frac{V_q^{(1)}(0)}{1 + b_{k-q}} B(k-q, \epsilon - w_{k-q, \epsilon}) l_{k-q} , \quad (23)$$

with

$$l_k = 1 + \frac{1}{2} \{g_\uparrow(k) - g_\downarrow(k)\} . \quad (24)$$

In particular, in the normal state this formula becomes

$$\Sigma_{2\uparrow}^R(k, \epsilon, H) - \Sigma_{2\downarrow}^R(k, \epsilon, H) = -y_k \omega_H , \quad (25)$$

with

$$y_k = d_k \sum_q \frac{V_q^{(1)}(0)}{1 + b_{k-q}} l_{k-q} . \quad (26)$$

This is to be compared with the total prefactor for the case  $T > \epsilon, \omega_H$  in  $\Sigma_2^R(k, \epsilon) = -x_k T$ , c.f. eq. (19),

$$x_k = \sum_q V_q^{(1)}(0) . \quad (27)$$

Here the two prefactors  $y_k$  and  $x_k$  are similar in magnitude. This should be visible in ARPES experiments.

Further, we examine the quantity

$$s_\sigma(k, H) = \sum_q V_q^{(1)}(0) \Xi_{k-q, \sigma} , \quad (28)$$

which satisfies  $\Sigma_{2\sigma}^R(k, \epsilon = 0, H) \propto s_\sigma(k, H)$ . Assuming that the  $\omega$ -dependent  $V(q, \omega)$  (compatible with  $V_q$  in eq. (5)) is

$$V(q, \omega) = \sum_{i=1}^4 \frac{V_0}{a_0^2 + \xi^2(\vec{q} - \vec{Q}_i)^2 - i\omega/\omega_F} , \quad (29)$$

we have

$$V_q^{(1)}(0) = \frac{V_0}{\omega_F} \sum_{i=1}^4 \frac{1}{[a_0^2 + \xi^2(\vec{q} - \vec{Q}_i)^2]^2} . \quad (30)$$

The small fermionic energy is typically  $\omega_F = 10 - 40$  meV<sup>3</sup>. Here we take  $\omega_F = t/10$ . For e.g.  $t = 250$  meV, this yields  $\omega_F = 25$  meV.

The numerical calculations yield

$$s_\sigma(k, H) = s_0(k) + f_\sigma(k) \omega_H , \quad \omega_H < \omega_1 , \quad (31)$$

typically with  $\omega_1 \leq \omega_*(n)$ , in accordance with eq. (18). The FS averaged coefficients  $s_\sigma$  and  $f_\sigma$  are shown in Table 3. Note that  $f_\uparrow < 0$  and  $f_\downarrow > 0$ .

We note that there is an *asymmetry* between up and down spin electrons for finite  $\omega_H$ , as is evident from figures 4 and 5, and from tables 2 and 3. This asymmetry is due to the *non-linear dispersion*  $\epsilon_k$ . It is more pronounced for  $s_\sigma(k, H)$  rather than for  $S_\sigma(k)$ .

filling $n$	$s_0$	$f_{\uparrow}$	$f_{\downarrow}$
0.71	1.8021	-1.8039	1.1347
0.76	1.6147	-1.7839	1.2399
0.81	1.4095	-1.7604	1.3055
0.86	1.1713	-1.7107	1.3734
0.91	0.9224	-1.7086	1.4195

Table 3. Parameters related to  $s_{\sigma}$ , averaged over the FS, as in eq. (28), for  $t' = -0.2t$ ,  $t'' = 0.15t$  and  $V_q^{(1)}(0)$  of eq. (30), with  $\omega_F = t/10$  and for filling factors  $n = 0.71 - 0.91$ .  $f_{\uparrow} < 0$  and  $f_{\downarrow} > 0$ . Also c.f. text.

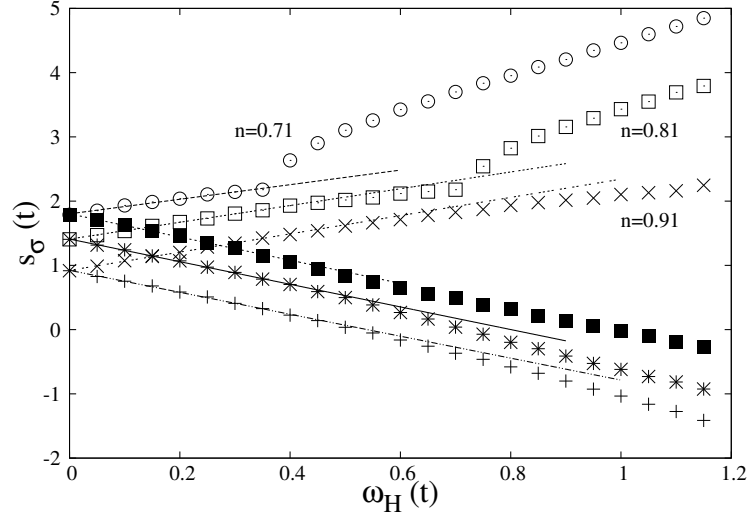


FIG. 5:  $s_{\sigma}(t)$  (an estimate of the scattering rate) vs.  $\omega_H(t)$  in eq. (28), averaged over the FS, for  $t' = -0.2t$ ,  $t'' = 0.15t$  and  $V_q^{(1)}(0)$  of eq. (30). The curves top to bottom correspond to the filling factors  $n = 0.71, 0.81, 0.91$ . The symbols come out of the self-consistent numerical calculations. The straight lines are fits of eq. (31) with the parameters given in Table 3, showing that the  $\omega_H$ -linearity is valid at least up to  $\omega_H = 0.35t$  here. For  $n = 0.71$  the linear fit fails for smaller  $\omega_H$  than the other 2 cases. Also c.f. text.

**Overview.** - Based on our earlier work, we calculate the SR in a finite magnetic field, taking only the Zeeman energy  $\omega_H$  dependence into account, within a purely Fermi liquid framework. The DOS has a strong van Hove peak (slightly below the FS).

We make specific predictions for the quasi-particle SR, which can be probed by ARPES experiments. We find a characteristic linear in  $\max\{T, \omega_H\}$  dependence.

The related compounds  $\text{BaFe}_2\text{As}_2$ <sup>16</sup> and  $\text{CeCoIn}_5$ <sup>17</sup> have shown a combination of  $T$ -linear resistivity, a van Hove singularity located close to the FS, and a  $T$ -linear SR (modified possibly by structural phase transitions). Our results should apply in these, and other related, compounds as well.

\* e-mail : kast@iesl.forth.gr ; giwkast@gmail.com

- 
- <sup>1</sup> Abrikosov A. A., Gorkov L. P., and Dzyaloshinski I. E., Methods of Quantum Field Theory in Statistical Physics (Prentice-Hall, Cliffwoods, NY) 1964.
  - <sup>2</sup> Kastrinakis G., arXiv:cond-mat/9703141.
  - <sup>3</sup> Kastrinakis G., Physica C **340**, 119 (2000).
  - <sup>4</sup> Lu D. H. et al., Phys. Rev. Lett. **76**, 4845 (1996).
  - <sup>5</sup> Valla T. et al., Science 285, 2110 (1999).
  - <sup>6</sup> Johnson P. D. et al., Phys. Rev. Lett. 87, 177007 (2001).
  - <sup>7</sup> Kaminski A. et al., Phys. Rev. Lett. 86, 1070 (2001).
  - <sup>8</sup> Yusof Z. M. et al., Phys. Rev. Lett. 88, 167006 (2002).
  - <sup>9</sup> Ryu S.H., Reichenbach G., Jozwiak C.M., Bostwick A., Richter P., Seyller T., and Rotenberg E., Journal of Electron

- Spectroscopy and Related Phenomena **266**, 147357 (2023); arXiv:2304.07431.
- <sup>10</sup> Huang J., Yue Z., Baydin A., Zhu H., Nojiri H., Kono J., He Y., and Yi M., Rev. Sci. Instrum. **94**, 093902 (2023) ; arXiv:2305.02625.
- <sup>11</sup> Kastinakis G., Phys. Rev. B **71**, 014520 (2005).
- <sup>12</sup> The momentum sums are normalised by the number of total momentum grid points  $N^2$  - c.f. below.
- <sup>13</sup> As a result of  $n_{k,\sigma} = 0$  or 1 *only*, it is impossible to have a quasiparticle weight  $z_k < 1$  around the FS. However, since we are *not* concerned about such fine detail here, this is acceptable.
- <sup>14</sup> Scalapino D. J., Rev. Mod. Phys. **84**, 1383 (2012).
- <sup>15</sup> Baym G., Phys. Rev. **127**, 1391 (1962); Baym G. and Kadanoff L. P., Phys. Rev. **124**, 287 (1961).
- <sup>16</sup> In Yi M. et al., Phys. Rev. B **80**, 024515 (2009), BaFe<sub>2</sub>As<sub>2</sub>, and its doped variants, in figs. 2,3, and 4 are shown to display flat energy bands closely below the FS. In fig. 2 of Analytis J.G. et al., Nat. Phys. **10**, 194 (2014), BaFe<sub>2</sub>(As<sub>1-x</sub>P<sub>x</sub>)<sub>2</sub> is shown to display a characteristic  $T$ -linear resistivity. Similar  $T$ -linear resistivity is also shown in Nakajima M. et al., Scientific Reports **4**, 5873 (2014).
- <sup>17</sup> Chen Q. Y. et al., Phys. Rev. B **96**, 045107 (2017). Namely, in fig. 5(e) therein, a scattering rate linear in  $T$  for  $T < 90$  K is shown, while both the  $\alpha$  and  $\gamma$  bands are shown in fig. 6 to be flat closely below the FS.