

Pythagorean Theorem in Elamite Mathematics

Nasser Heydari* and Kazuo Muroi†

May 30, 2023

Abstract

This article studies the application of the Pythagorean theorem in the Susa Mathematical Texts (**SMT**) and we discuss those texts whose problems and related calculations demonstrate its use. Among these texts, **SMT No. 1** might be the most important as it contains a geometric application of the Pythagorean theorem.

1 Introduction

The Pythagorean theorem is used throughout the **SMT**—both explicitly and implicitly. Here, we consider only those applications of the theorem found in **SMT No. 1**, **SMT No. 3**, **SMT No. 15** and **SMT No. 19**. These texts were inscribed by Elamite scribes between 1894–1595 BC on 26 clay tablets excavated from Susa in southwest Iran by French archaeologists in 1933. The texts of all the tablets, along with their interpretations, were first published in 1961 (see [BR61]).

On the obverse of **SMT No. 1**¹, there is an isosceles triangle inscribed in a circle along with some numerical data. The reverse has several fragmentary numbers whose relations to the figure on the obverse unfortunately are not clear.

The text of **SMT No. 3**² comprises a list of constants with 68 entries, almost all of which are preserved in good condition. The content of this tablet is as follows: line 1 is the headline, lines 2-32 contain the mathematical constants regarding areas and dimensions of geometrical figures and lines 33-69 contain the non-mathematical constants concerning work quotas, metals, and so on. The last two lines (lines 70-71) are an example of how to use the constants of work quotas.

*Email: nasser.heydari@mun.ca

†Email: edubakazuo@ac.auone-net.jp

¹ The reader can see this tablet on the website of the Louvre's collection. Please see <https://collections.louvre.fr/en/ark:/53355/c1010185651> for obverse and reverse.

² The reader can see this tablet on the website of the Louvre's collection. Please see <https://collections.louvre.fr/en/ark:/53355/c1010185653> for obverse and reverse.

SMT No. 15³ contains three problems, two similar ones on the obverse and a badly damaged one on the reverse. Although the first and second problems are comparatively well preserved, they remain unintelligible to us, as do their solutions to date. It is clear, however, that they are applied problems of the Pythagorean Theorem concerned with the enlargement of a gate.

The text of **SMT No. 19**⁴ contains two problems, one on the obverse and the other on the reverse of the tablet, both of which deal with simultaneous equations concerning Pythagorean triples. In the first problem the diagonal (of a rectangle) or the hypotenuse (of a right triangle) is called **tab** “friend, partner” which reminds us of the fact that a Pythagorean triple was called **illat** “group, clan” in Babylonian mathematics. Moreover, the scribe of this tablet handles these equations skillfully, especially in the second problem which might be one of the most complicated systems of simultaneous equations in Babylonian mathematics.

2 Pythagorean Theorem

2.1 Statement

One of the oldest elementary mathematical theorems taught to students in middle or high school is the *Pythagorean theorem*. Geometrically, this theorem states that for any given right triangle, the area of the square whose side is the hypotenuse (that opposite the right angle) is equal to the sum of the areas of the two squares whose sides form the other two legs of the right triangle. A pictorial representation of this theorem is given in [Figure 1](#) in which the total area of the two smaller green squares is equal to the area of the bigger orange one.

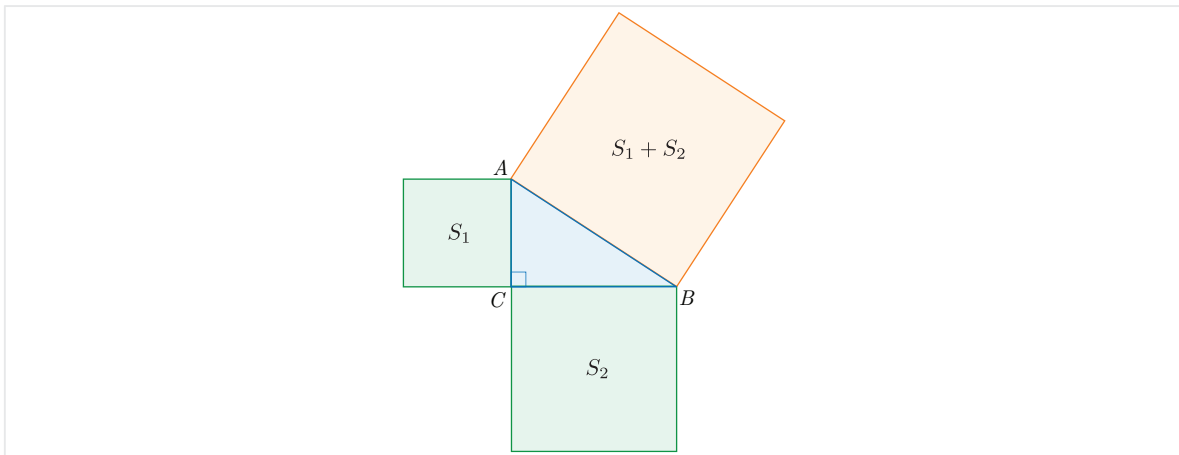


Figure 1: Pythagorean theorem

³ The reader can see this tablet on the website of the Louvre’s collection. Please see <https://collections.louvre.fr/en/ark:/53355/c1010186541> for obverse and reverse.

⁴ The reader can see this tablet on the website of the Louvre’s collection. Please see <https://collections.louvre.fr/en/ark:/53355/c1010186429> for obverse and reverse.

The best-known statement of this theorem is usually given as an algebraic equation with respect to the lengths of sides of a right triangle. Consider a right triangle $\triangle ABC$ such that its angle $\angle ACB = 90^\circ$ and the lengths of its two legs are given by $\overline{BC} = a$, $\overline{AC} = b$ and that of its hypotenuse by $\overline{AB} = c$. Then the Pythagorean theorem simply states that

$$c^2 = a^2 + b^2. \tag{1}$$

This is usually called the *Pythagorean rule* or *Pythagorean formula*. It should be noted that the converse of the Pythagorean theorem is also true in that if the lengths of three sides of a triangle satisfy (1), then the triangle has a right angle.

2.2 History

Although this theorem is named after the famous Greek philosopher and mathematician Pythagoras of Samos (circa 570–495 BC), its origin dates to millennia before him⁵. It is well-known that the Babylonian and Elamite scribes were familiar with this theorem long before the Greeks, and there are a number of their clay tablets containing applications of this theorem⁶. For example, in the tablet **YBC 7289**⁷, there is a square with the numbers written on its sides and diagonals shown in [Figure 2](#).

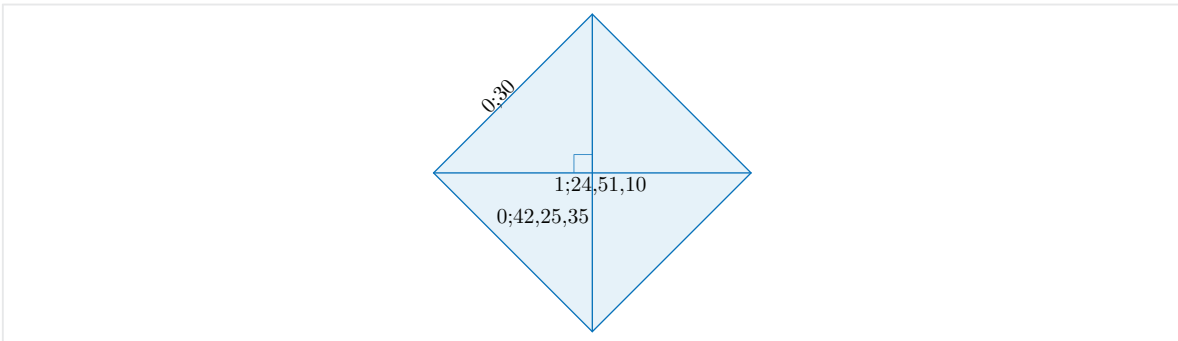


Figure 2: Reconstruction of **YBC 7289**

It has been suggested that the scribe of this tablet has used the relation $b = a\sqrt{2}$ and an approximation to $\sqrt{2}$ for finding the diagonal b of the square with side a (see [[FR98](#), [NS45](#), [Neu69](#)] for more details). It is clear that the relation $b = a\sqrt{2}$ follows from the Pythagorean theorem in an isosceles right triangle with sides a, a, b . In fact, by using the Pythagorean formula for the sides of the upper right triangle in [Figure 2](#), we have $b^2 = a^2 + a^2 = 2a^2$ implying that $b = a\sqrt{2}$

⁵ For a discussion on the origin of the Pythagorean theorem in the Babylonian mathematics, see [[Høy99](#)].

⁶ For a list of known Babylonian applications of the Pythagorean theorem, see [[Fri07-1](#)].

⁷ The mathematical tablet **YBC 7289** belongs to the Yale Babylonian Collection. Its text and interpretation were published by Neugebauer in [[NS45](#)]. For photos of its obverse and reverse, see <https://commons.wikimedia.org/wiki/File:YBC-7289-OBV-REV.jpg>.

Another example is given in a problem from the mathematical tablet **BM 85196**⁸ in which a timber of length 30 stands against a wall of height 30 such that the upper end has slipped down by 6. In this text, the scribe computes the distance the lower end moves using the Pythagorean formula⁹. **Figure 3** depicts such a situation and by using the Pythagorean theorem for the right triangle formed by the timber, the wall and the ground, one gets

$$l^2 = d^2 + (h - h_0)^2. \quad (2)$$

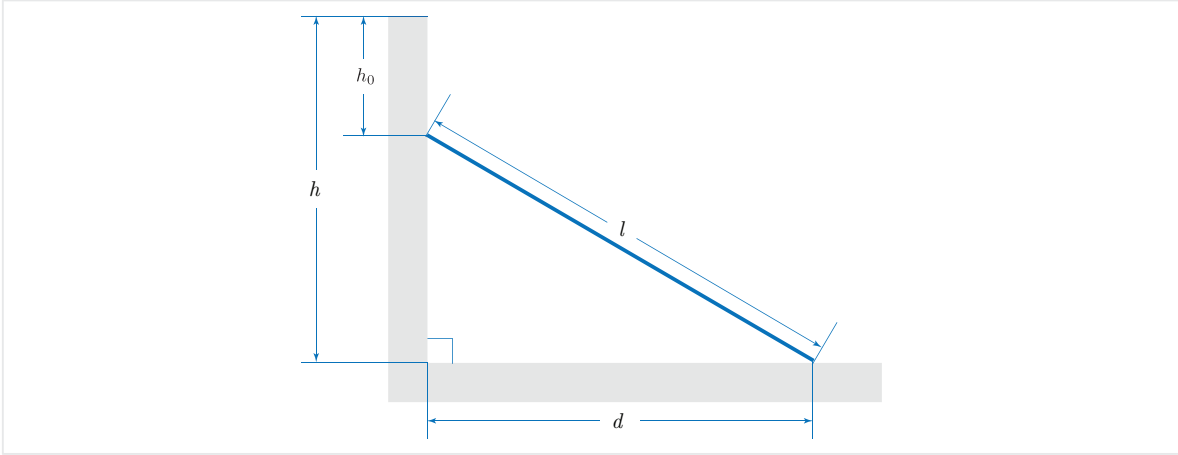


Figure 3: A timber against a wall

In most cases of such problems, the values of l , h and h_0 are known and the scribe uses equation (2) to find the value of d :

$$d = \sqrt{l^2 - (h - h_0)^2}.$$

2.3 Applications

The Pythagorean theorem has different applications in mathematics. Here, we only list some of the most important applications.

Construction of Incommensurable Lengths

One of the earliest applications of this theorem is to construct lengths like $\sqrt{2}$, $\sqrt{3}$, $\sqrt{5}$ and so on. Two non-zero real numbers a and b are called *incommensurable* if their ratio is not a rational number. For example, any pair $(\sqrt{n}, 1)$, where n is not a perfect square, is incommensurable.

Note that for any natural number n , we always can write

$$\sqrt{n} = \sqrt{n - 1 + 1} = \sqrt{(\sqrt{n - 1})^2 + 1^2}.$$

⁸ This mathematical tablet, which is held in the British Museum contains 18 problems on a variety of subjects. The text of this tablet was originally published by Thureau-Dangin. For more information about its text, see [Høy02, NS45, Thu35].

⁹ For a more detailed discussion on this problem, see [Mur91-2] or §4 of this article.

This says that the length \sqrt{n} is constructible by straightedge and compass, if we can construct $\sqrt{n-1}$. In that case, all we need to do is to construct a right triangle with legs 1 and $\sqrt{n-1}$. The hypotenuse is then the square root \sqrt{n} (see [Figure 4](#)).

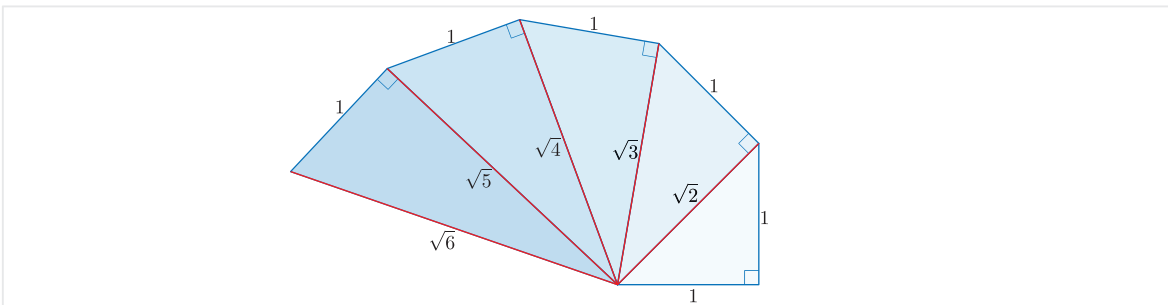


Figure 4: Incommensurable lengths

Euclidean Distance

Perhaps one of the main applications of this theorem appears in Euclidean geometry where it serves as a basis for the definition of the distance between two points in the plane. The distance $d(A, B)$ between two points $A = (x_1, y_1)$ and $B = (x_2, y_2)$ in the xy -coordinate system is defined as

$$d(A, B) = \sqrt{(x_2 - x_1)^2 + (y_2 - y_1)^2}. \quad (3)$$

Note that a similar formula is also used for Euclidean spaces of higher dimensions.

It is clear from [Figure 5](#) that the distance d is the length of the hypotenuse AB in the blue right triangle $\triangle AHB$ whose legs are of lengths $\overline{AH} = x_2 - x_1$ and $\overline{BH} = y_2 - y_1$. Formula (3) is a direct consequence of formula (1).

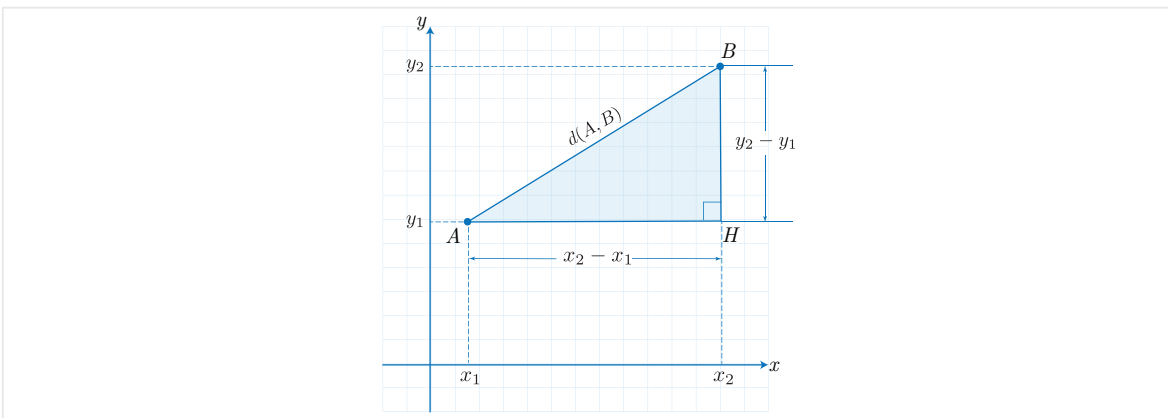


Figure 5: Euclidean distance

Trigonometry

Trigonometry is based on right triangles and the relation between their sides and angles. The two main trigonometric relations, i.e., the *sine* and the *cosine* of an acute angle

θ in a right triangle with legs a, b and hypotenuse c are defined as $\sin(\theta) = \frac{a}{c}$ and $\cos(\theta) = \frac{b}{c}$ (see Figure 6). The Pythagorean theorem simply implies the most famous trigonometric identity:

$$\sin^2(\theta) + \cos^2(\theta) = 1.$$

In a sense, this identity and the Pythagorean rule are equivalent.

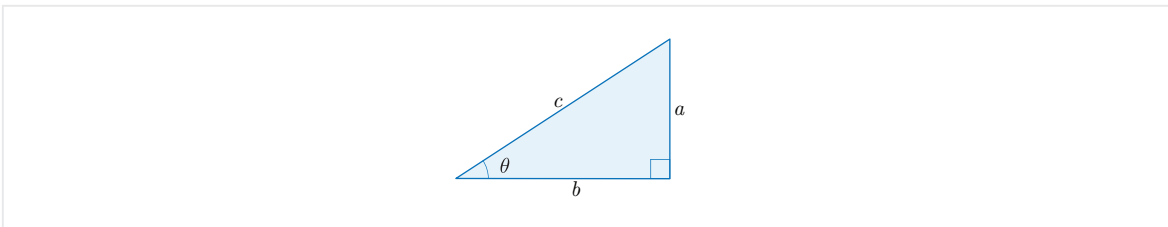


Figure 6: Trigonometric relations

Complex Numbers

Complex numbers are defined as $z = x + iy$ where x, y are real numbers and $i = \sqrt{-1}$ is the *imaginary unit*. Any complex number $z = x + iy$ can be identified with the point (x, y) in the two-dimensional coordinate system (see Figure 7). In that case, the distance between the point and the origin is called the *absolute value* of z and denoted by r . By the Pythagorean theorem, we always have $r^2 = x^2 + y^2$.

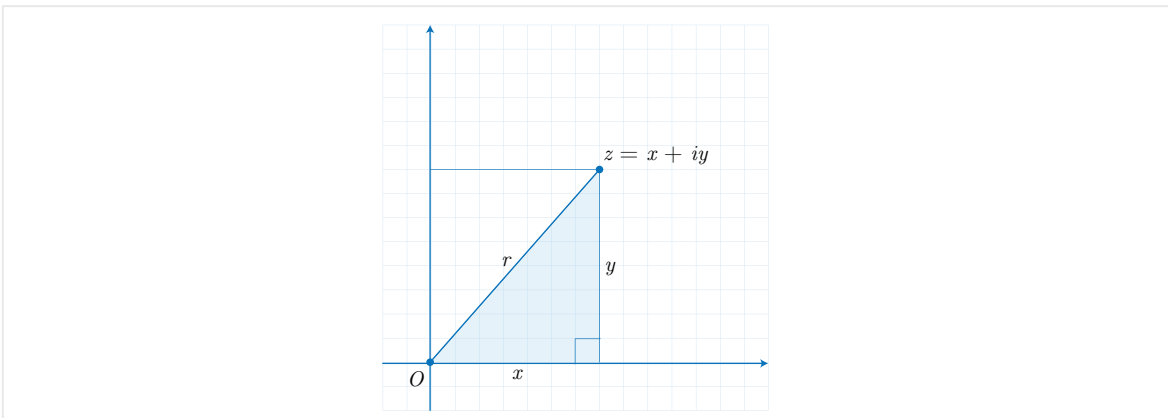


Figure 7: Complex numbers

2.4 Pythagorean Triples

Besides the geometric aspects of the Pythagorean formula which concern right triangles, we can also consider it from a purely algebraic point of view. In fact, any triple (a, b, c) of positive integers satisfying formula (1) is called a *Pythagorean triple*. Note that if (a, b, c) is a Pythagorean triple, for any natural number $n > 1$, the new triple (na, nb, nc) is also Pythagorean, because it clearly satisfies formula (1). If three integers in a Pythagorean triple (a, b, c) do not have a common factor, it is called a *primitive* Pythagorean triple.

For example, triples such as $(3, 4, 5)$ and $(5, 12, 13)$ are primitive Pythagorean triples while $(6, 8, 10) = (2 \times 3, 2 \times 4, 2 \times 5)$ is not primitive. The following is a list of some primitive Pythagorean triples:

$(3,4,5)$	$(5,12,13)$	$(7,24,25)$	$(8,15,17)$	$(9,40,41)$
$(11,60,61)$	$(12,35,37)$	$(13,84,85)$	$(15,112,113)$	$(16,63,65)$
$(17,144,145)$	$(19,180,181)$	$(20,21,29)$	$(20,99,101)$	$(21,220,221)$
$(23,264,265)$	$(24,143,145)$	$(25,312,313)$	$(27,364,365)$	$(28,45,53)$
$(28,195,197)$	$(29,420,421)$	$(31,480,481)$	$(32,255,257)$	$(33,56,65)$
$(33,544,545)$	$(35,612,613)$	$(36,77,85)$	$(36,323,325)$	$(37,684,685)$
$(39,80,89)$	$(39,760,761)$	$(40,399,401)$	$(41,840,841)$	$(43,924,925)$

One of the classical problems in number theory was to determine parametric formulas generating primitive Pythagorean triples for different values of the parameter. A fundamental formula was provided by Euclid of Alexandria (circa 325–265 BC) saying that if $m > n > 0$ are two coprime¹⁰ integers both of which are not odd, then the triple

$$(m^2 - n^2, 2mn, m^2 + n^2)$$

provides us with a primitive Pythagorean triple. Note that

$$(m^2 + n^2)^2 = (m^2 - n^2)^2 + (2mn)^2.$$

The inverse of this statement is also true: for any primitive Pythagorean triple (a, b, c) , there exist positive integers m, n satisfying the above-mentioned conditions such that $a = m^2 - n^2$, $b = 2mn$, and $c = m^2 + n^2$. Although this formula only gives primitive Pythagorean triples, the modified formula $(km^2 - kn^2, 2kmn, km^2 + kn^2)$, where k is a natural number, provides all the Pythagorean triples uniquely. One can also consider the Pythagorean triples in a purely geometric point of view. In fact, any such triple (a, b, c) can be identified with the integer point (a, b) in the coordinate plane such that its distance to the origin is a positive integer, because $c = \sqrt{a^2 + b^2}$.

Similar to the Pythagorean theorem, the Pythagorean triples were known to the ancient mathematicians too. One of the most famous Babylonian mathematical clay tablets, **Plimpton 322**¹¹, which has been under discussion for many years, is widely believed to contain a list of fifteen Pythagorean triples. Besides this text, in the text of **SMT No. 19** the Susa scribes deal with the two Pythagorean triples $(24, 32, 40)$ and $(30, 40, 50)$ which are obtained from the primitive Pythagorean triple $(3, 4, 5)$. The primitive Pythagorean triple $(7, 24, 25)$ also occurs in the mathematical calculations regarding the text of **SMT No. 1** and **SMT No. 3**.

¹⁰ Two natural numbers are called coprime if their only common factor is 1.

¹¹ This mathematical tablet is one of the most famous Babylonian clay tablets whose cuneiform text was first published by Neugebauer in [NS45]. It has a table of four columns and 15 rows of numbers which most scholars believe to be Pythagorean triples. For a detailed discussion about the text of this tablet, see *Babylonian Number Theory and Trigonometric Functions: Trigonometric Table and Pythagorean Triples in the Mathematical Tablet Plimpton 322* by K. Muroi published in [KKL13], pages 31-47.

2.5 Proof

The proof of the Pythagorean formula (1) has been of great interest to many mathematicians through the ages. It is believed that the first proof was provided by Euclid of Alexandria and from that time forth many people (mathematicians and non-mathematicians such as the famous Leonard Da Vinci and the 12-years old Einstein) have sought to provide new proofs for this theorem. As is stated in [Mao07], there are at least four hundred proofs for this formula using different approaches some of which are set out in that book.¹²

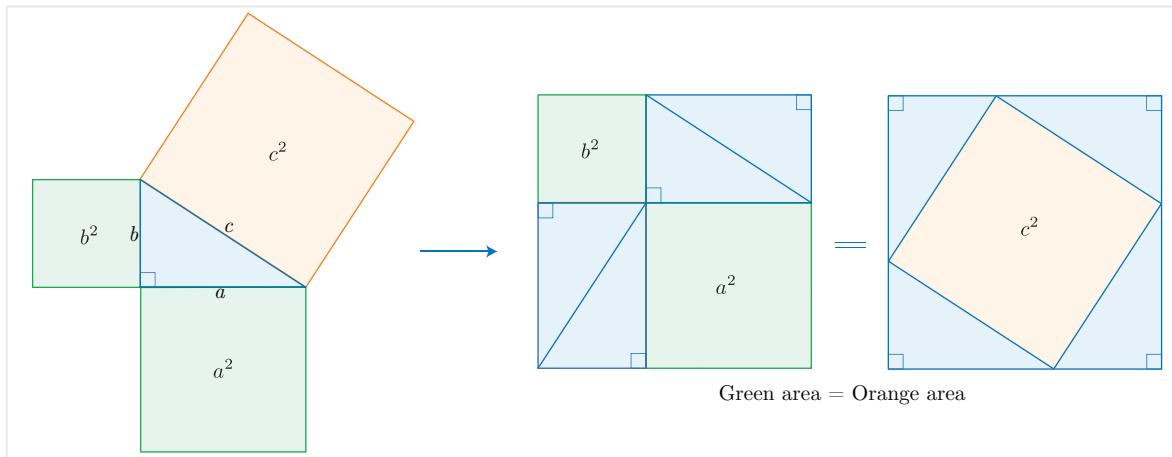


Figure 8: A geometric proof for the Pythagorean theorem

There are many proofs using elegant geometric reasoning. One of these is shown in Figure 8. As is seen from the figure, we can form a square of side $a+b$ with four copies of the right triangle a, b, c and two squares of sides a and b . At the same time, one can also form the same square of side $a+b$ with the four copies of the right triangle a, b, c and a square of side c . If we remove the four right triangles in each layout, the remaining parts are equal, meaning that $c^2 = a^2 + b^2$.

2.6 Generalization

It is interesting that if we replace the squares in the Pythagorean theorem with similar shapes, the relation between their areas still holds. In other words, if we build similar figures on the sides of a right triangle, then the area of the figure on the hypotenuse is equal to the sum of those of the two other figures on the legs. Figure 9 shows this situation for similar regular heptagons built on the sides of a right triangle.

¹² Besides a few proofs given in [Mao07], on the website <https://www.cut-the-knot.org/pythagoras/index.shtml>, the reader can find 121 proofs for the Pythagorean formula. For a full list of 371 proofs, see [Loo72].

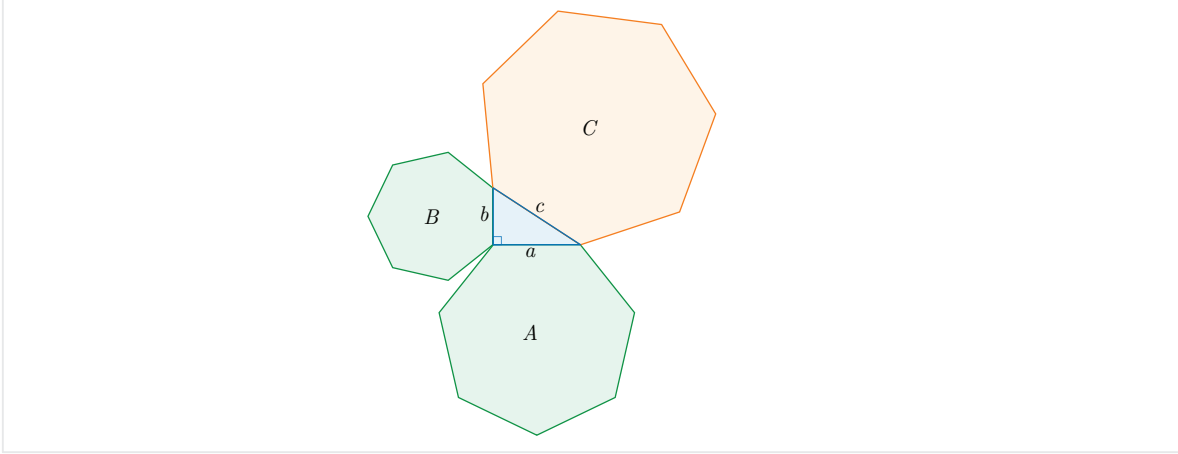


Figure 9: A generalization of the Pythagorean theorem: $A + B = C$

3 Pythagorean Theorem in the SMT

In this section, we discuss the applications of the Pythagorean theorem in the Susa Mathematical Texts (**SMT**). In some cases, the scribe has implicitly used this theorem, but there are explicit expressions of the Pythagorean rule in some texts. We have only considered the most important examples here, although the traces of this basic theorem can be seen in many texts of the **SMT** (see [HM22-1, HM22-2, HM22-3, HM23-1, HM23-2]).

3.1 SMT No. 1

Transliteration

Obverse: Lines 1-6

- (L1) 50 uš
- (L2) bar-dá
- (L3) 30
- (L4) 31;15 uš
- (L5) 8;45
- (L6) [40] uš sag-bi *ga-am-ru*

According to the reverse, the numbers we can recognize are as follows:

Reverse

1,33,27,30 [⋯]40(?),8,45 [5]2,30 8,14

Translation

Obverse: Lines 1-6

- (L1) “50 is the length”: written over AC and under BC .

- (L2) “the transversal (AB)”: written over BM . The word **bar-dá** is a variant of the Sumerian word **bar-da** “crosspiece, crossbar”. In the **SMT**, it is used in the sense of “transversal, diagonal”.
- (L3) 30: written (as the length of BM) under BM .
- (L4) “31; 15 is the length”: written under BO .
- (L5) 8; 45 ($= 40 - 31; 15$): written under MO .
- (L6) “40 is the complete length of the vertex (that is MC)”: written under OC .

Reverse

$$\begin{array}{r}
 1, 33, 27, 30 \\
 [\dots]40(?), 8, 45 \\
 [5]2, 30 \\
 8, 14
 \end{array}$$

Regrettably, we do not as yet understand how these numbers relate to the figure on the obverse.

Mathematical Interpretation

We have reconstructed the drawing on the obverse of **SMT No. 1** in [Figure 10](#). Here, $\overline{CA} = \overline{CB} = 50$ and $\overline{AM} = \overline{BM} = 30$. It seems that the scribe has intended to find the values of the radius r and height h . There are different ways to solve this problem and find the values of r and h .

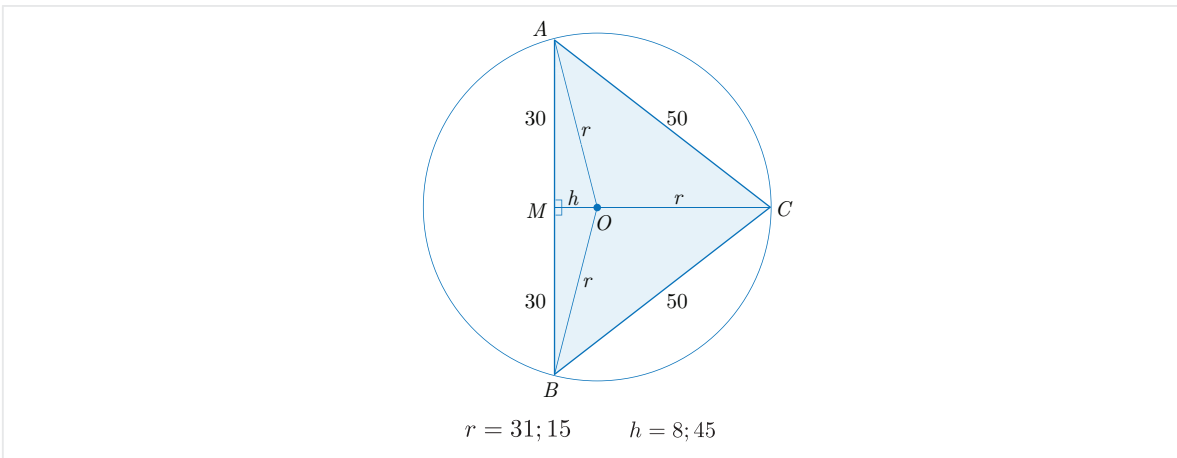


Figure 10: An isosceles triangle inscribed in a circle

First, to compute the height \overline{CM} of the isosceles triangle $\triangle ABC$, one can use the

Pythagorean theorem in the right triangle $\triangle AMC$:

$$\begin{aligned}
\overline{CM} &= \sqrt{\overline{CA}^2 - \overline{AM}^2} \\
&= \sqrt{50^2 - 30^2} \\
&= \sqrt{41,40 - 15,0} \\
&= \sqrt{26,40} \\
&= \sqrt{40^2} \\
&= 40.
\end{aligned}$$

So,

$$\overline{CM} = 40, \tag{4}$$

and since $h = \overline{OM} = \overline{CM} - \overline{OC}$, we also get

$$h = 40 - r. \tag{5}$$

Next, to find the value of radius r , we can use the Pythagorean theorem in the right triangle $\triangle BMO$ to solve an equation with respect to r as follows:

$$\begin{aligned}
\overline{OB}^2 &= \overline{OM}^2 + \overline{MB}^2 \\
\implies r^2 &= (40 - r)^2 + 30^2 \\
\implies r^2 &= 40^2 - (2 \times 40)r + r^2 + 30^2 \\
\implies r^2 &= 41,40 - (1,20)r + r^2 \\
\implies (1,20)r &= 41,40 \\
\implies r &= \frac{1}{(1,20)} \times (41,40) \\
\implies r &= (0;0,45) \times (41,40) \\
\implies r &= 31;15.
\end{aligned}$$

Therefore, we get the value of the radius of the circumscribed circle

$$r = 31;15. \tag{6}$$

Finally, it immediately follows from (5) and (6) that

$$\begin{aligned}
h &= 40 - r \\
&= 40 - 31;15 \\
&= 8;45.
\end{aligned}$$

Remark 1. Note that there are two primitive Pythagorean triples hidden in this text: $(3, 4, 5)$ and $(7, 24, 25)$. In fact, in the right triangle $\triangle AMC$, the triple is

$$(30, 40, 50) = (10 \times 3, 10 \times 4, 10 \times 5)$$

while in the right triangle $\triangle AMO$, the triple is

$$\left(8\frac{3}{4}, 30, 31\frac{1}{4}\right) = \left(\frac{5}{4} \times 7, \frac{5}{4} \times 24, \frac{5}{4} \times 25\right).$$

Remark 2. Similar interpretations have been given by Høyrup and Friberg in [Høy02, Fri07-1, Fri07-2].

3.2 SMT No. 3

Although the Pythagorean theorem is necessary in the calculation of many of geometric constants in **SMT No. 3** (see [HM22-1, HM22-3]), we have only considered the main ones here.

Line 29: Height of an Equilateral Triangle

In this line, we read 52,30 *igi-gub šà sag-dù* “0;52,30 is the constant of a equilateral triangle”. This number is the height of an equilateral triangle of side 1.

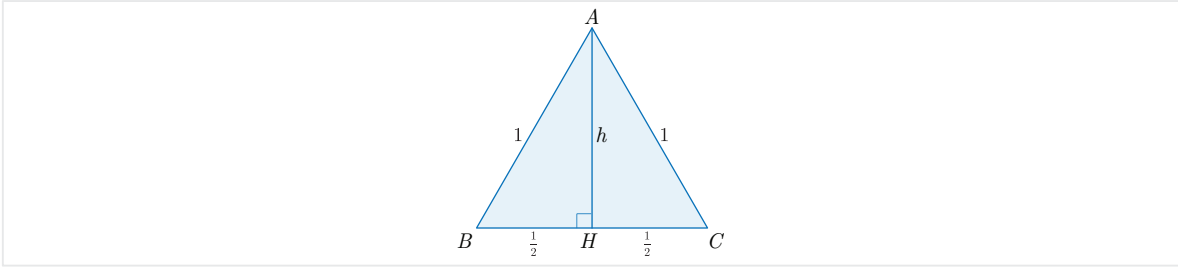


Figure 11: Height of an equilateral triangle

In fact, since the height h bisects the base, in the equilateral triangle with side 1, we can use the Pythagorean theorem for a right triangle whose hypotenuse is 1 and whose base is $\frac{1}{2}$:

$$h^2 + \left(\frac{1}{2}\right)^2 = 1^2 \implies h = \sqrt{1 - \frac{1}{4}} = \frac{\sqrt{3}}{2}.$$

If we use the common Babylonian approximation $\sqrt{3} \approx \frac{7}{4}$, we get

$$h \approx \frac{\frac{7}{4}}{2} = \frac{7}{8} = 0; 52, 30$$

confirming the scribe’s value.

Line 30: A right Triangle

In this line, we read 57,36 *igi-gub šà ub* “0;57,36 is the constant of a right triangle”. We have interpreted the number $0; 57, 36 = \frac{7}{25}$ to be one side of a right triangle whose hypotenuse is 1 and whose other side is $\frac{24}{25}$, because the Pythagorean rule holds in this triangle:

$$\left(\frac{7}{25}\right)^2 + \left(\frac{24}{25}\right)^2 = \frac{7^2 + 24^2}{25^2} = \frac{25^2}{25^2} = 1.$$

Note that these three numbers are multiplications of the Pythagorean triple (7, 24, 25). A right triangle similar to this one, whose sides have lengths $a = 31; 15 = \frac{125}{4}$,

$b = 8;45 = \frac{35}{4}$ and $c = 30$ also occurs in **SMT No. 1** (see §3.1). Note that these numbers are multiplications of the Pythagorean triple (7, 24, 25):

$$\frac{35}{4} = \frac{5}{4} \times 7, \quad 30 = \frac{5}{4} \times 24, \quad \text{and} \quad \frac{125}{4} = \frac{5}{4} \times 25.$$

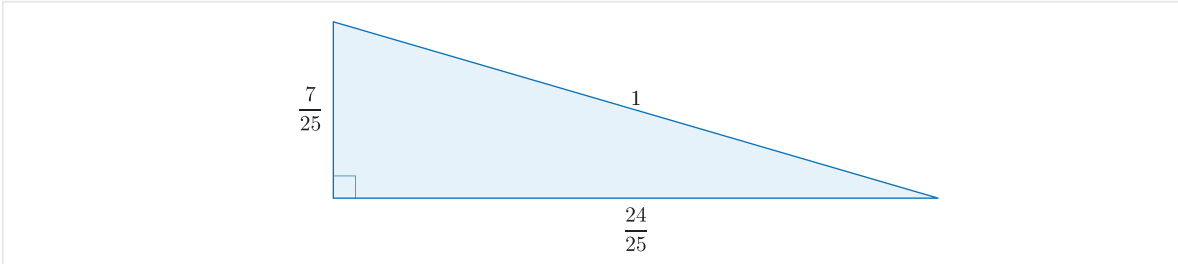


Figure 12: A right triangle

Controversial number 0;57,36 and approximation $\pi \approx 3\frac{1}{8}$

The number $\frac{24}{25} = 0;57,36$ in line 30 is probably one of the most disputed constants in Babylonian mathematics because many interpretations have been provided by different scholars (see [Bru50, BR61, Fri07-1, Mur92-1, Neu69], for example). The controversy was primarily sparked off by Bruins in [Bru50, BR61], where he interpreted this number as a constant or the area of a circle. This resulted in the approximate value $\pi \approx \frac{25}{8} = 3.125$ for π which is more accurate than the common Babylonian approximate value $\pi \approx 3$ and even the famous Egyptian approximate value $\pi \approx \frac{256}{81}$.

Although disputes arose between scholars over this interpretation of Bruins, it is interesting that in many books on the history of π (see [AH01, Bec71, PL04], for example), this number has been referred to as one of the first approximations of π in ancient times (for a discussion about this alleged value for π , please see [Mur92-1]). Whereas there are doubts about attributing this approximate value $\pi = 3.125 = 3;7,30$ in **SMT No. 3** to Susa scribes, it seems that Sumerian scribes knew this approximate value. In fact, there is another fragmentary tablet published by Thureau-Dangin [Thu03] on which a circle has been drawn and the number 7 sar 10 gín has been written as the area of a circular plot.

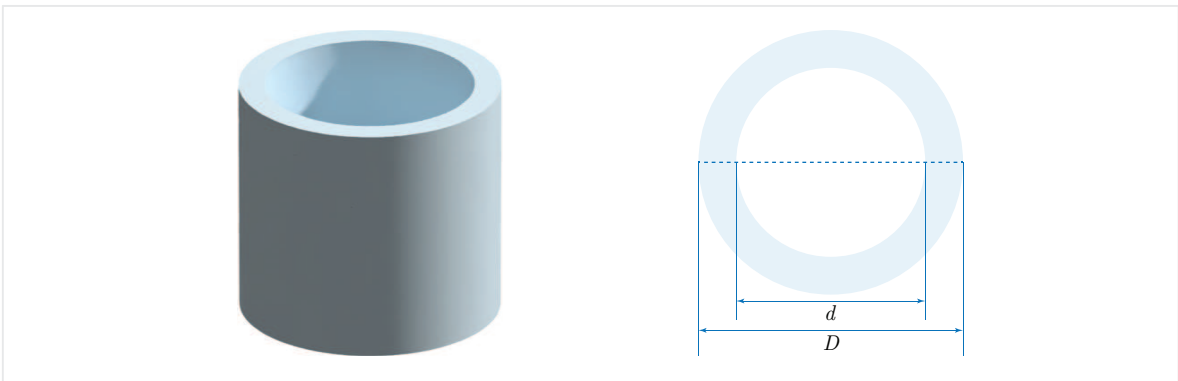


Figure 13: Top view of a cylindrical storehouse

An interpretation in [Mur16] offers that the scribe of this tablet has used the approximation $\pi = 3;7,30$. In fact, if the inner diameter of the storehouse is $d = 3$ nindan and the thickness of its wall is $\frac{1}{2}$ šudûa¹³, then its external diameter is $D = 3 + 2 \times (0;0,50) = 3;1,40$ nindan. It follows from $S = \frac{c^2}{4\pi}$ and $c = \pi D$ that $S = \frac{\pi D^2}{4}$, so

$$\begin{aligned}\pi &= \frac{4S}{D^2} \\ &\approx \frac{4 \times (7;10)}{(3;1,40)^2} \\ &\approx (28;40) \times \frac{1}{(9;10,2,46,40)} \\ &\approx (28;40) \times (0;6,32,41,39,\dots) \\ &\approx 3;7,37,14,\dots\end{aligned}$$

which is very close to the approximation $\pi \approx 3;7,30$. It is also interesting that another mathematical tablet shows that Babylonians might have also been aware of the better approximation $\pi \approx 3;9 = 3.15$ (see [Mur11]).

These observations suggest that the Mesopotamian scribes knew more accurate approximations for π , which they did not use in everyday calculations because they could not be conveniently represented as finite sexagesimal fractions. For a more detailed discussion about probable approximations of π , see [Mur16]. In what follows, beside Bruins' interpretation, we discuss two others.

Bruins' Interpretation:

He considered the constant $\frac{24}{25} = 0;57,36$ for a circle and suggested the following approximate formula for the area S of a circle with circumference c :

$$S \approx (0;57,36) \times \frac{c^2}{12}.$$

Since the area of a circle with circumference c is

$$S = \frac{c^2}{4\pi},$$

it follows that

$$\frac{c^2}{4\pi} \approx \frac{c^2}{12} \times \frac{24}{25},$$

which implies that

$$\pi \approx \frac{25}{8} = 3.125.$$

Neugebauer's Interpretation:

In his interpretation, he considered this number as a constant for the circumference of a regular hexagon and used the approximate formula

$$c_6 \approx (0;57,36) \times c$$

¹³ Note that 36 šudûa is equal to 1 nindan

where c_6 and c are the circumferences of a regular hexagon and its circumscribed circle respectively. Since

$$\frac{c_6}{c} = \frac{6a}{2\pi a} = \frac{3}{\pi},$$

we get

$$\frac{3}{\pi} \approx \frac{24}{25} \implies \pi \approx \frac{3 \times 25}{24} = \frac{25}{8} = 3.125.$$

Friberg's Interpretation:

By following [Vai63], he offers that this number is the area of a chain of four right triangles arranged in the square $ABCD$ with side $\overline{AB} = 1$ as shown in Figure 14.

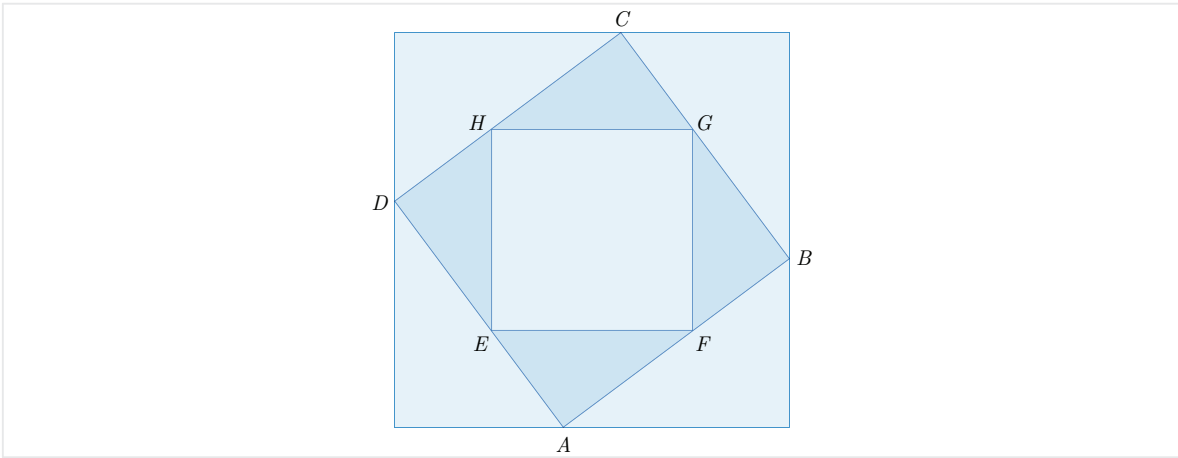


Figure 14: A chain of right triangles

Line 31: Diagonal of a Square

In this line, we read 1,25 igi-gub šà bar-dá šà nigin “1;25 is the constant of the diagonal of a square”. Consider a square $ABCD$ with side a and diagonal d as shown in Figure 15. It follows from the Pythagorean theorem in the right triangle $\triangle ABC$ that

$$d = \sqrt{a^2 + a^2} = \sqrt{2}a.$$

These two facts implies that

$$\sqrt{2} \approx 1;25$$

confirming that the Susa scribes knew and used the approximate value $\sqrt{2} \approx 1;25 = \frac{17}{12}$ which is considered as one of the approximations of $\sqrt{2}$ in the Babylonian mathematics. It should be noted that the most common approximate value for $\sqrt{2}$ in the Babylonian mathematics was $\frac{3}{2} = 1;30$.

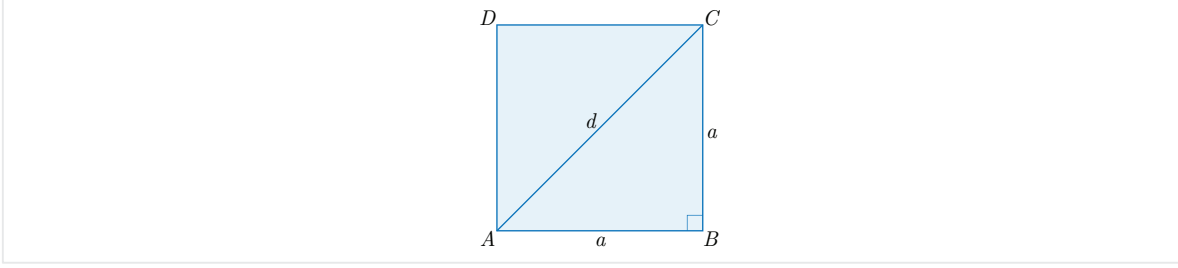


Figure 15: Diagonal of a square

Line 32: Diagonal of a Rectangle

In this line, we read 1,15 igi-gub šà bar-dá uš ù sag “1;15 is the constant of the diagonal of a rectangle”. We claim that the sides of this rectangle are of length 1 and 0;45 using the Babylonian tradition that one side of the figure should be of length 1. In fact, if $\overline{AB} = 1$ in Figure 16, then by the Pythagorean theorem, we have

$$\overline{BC} = \sqrt{\overline{AC}^2 - \overline{AB}^2} = \sqrt{(1;15)^2 - 1^2} = \sqrt{\frac{9}{16}} = \frac{3}{4} = 0;45.$$

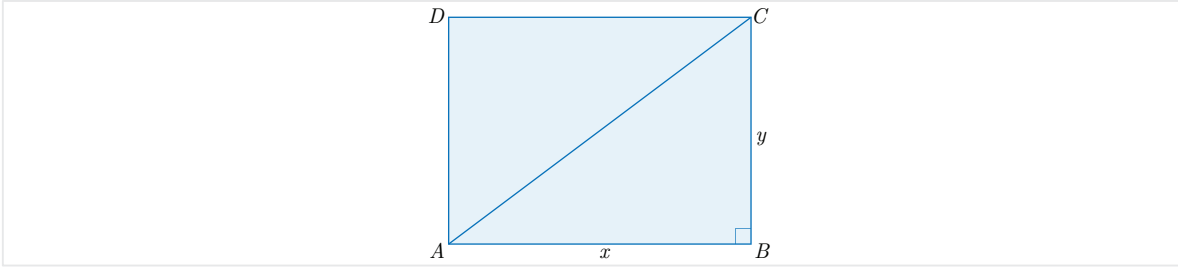


Figure 16: Diagonal of a rectangle

Note that without using the assumption $\overline{AB} = 1$, we can still find the length and the width. In fact, let x and y be the length and width of our rectangle respectively as well as assume that $\overline{AC} = (1;15) \times a = \frac{5a}{4}$, for some $a > 0$. Then by the Pythagorean theorem we have $x^2 + y^2 = \frac{5^2 a^2}{4^2}$ or equivalently

$$\left(\frac{4x}{a}\right)^2 + \left(\frac{4y}{a}\right)^2 = 5^2.$$

This means $(\frac{4x}{a}, \frac{4y}{a}, 5)$ is a Pythagorean triple. So there are coprime integers like $m > n > 0$ such that they are not both odd and

$$\begin{cases} \frac{4y}{a} = m^2 - n^2, \\ \frac{4x}{a} = 2mn, \\ 5 = m^2 + n^2. \end{cases}$$

Since $5 = 2^2 + 1^2$, it follows from the third equation that $m = 2$ and $n = 1$. Thus, the first two equations imply that

$$y = \frac{(2^2 - 1^2)a}{4} = \frac{3a}{4} = (0; 45)a$$

and

$$x = \frac{(2 \times 2 \times 1)a}{4} = a$$

It should be asserted that the Pythagorean triple $(3, 4, 5)$ plays a key role here, because we have

$$1; 15 = \frac{1}{4} \times 5, \quad 1 = \frac{1}{4} \times 4, \quad \text{and} \quad 0; 45 = \frac{1}{4} \times 3.$$

3.3 SMT No. 15

So far, we have only considered the implicit applications of the Pythagorean theorem. However, the scribe of this tablet is explicitly using the Pythagorean rule in his calculations. The reader can see the wording of the scribe in lines 7-10 and lines 12-15 which exactly describe the Pythagorean rule.

Transliteration

Obverse

First Problem: Lines 1-15

- (L1) {20} ká 20 *di-ik-šu* 2,30-ta-àm *úr-t[a-bi]*
- (L2) za-e $\frac{1}{2}$ 20 *di-ik-ší* *he-pe* 10 *ta-mar* $\frac{1}{2}$ 30 [*he-pe*]
- (L3) 15 *ta-mar i-na* 20 *di-ik-ší* 15 zi 5 *t[a-mar]*
- (L4) 10 nigin 1,40 *ta-mar* igi-5 *pu-t[ur]* 12 *ta-[mar 12 a-na 1,40]*
- (L5) *i-ší* 20 *ta-mar* $\frac{1}{2}$ *he-pe* 10 *ta-mar* $\frac{1}{2}$ [... ..]
- (L6) 2,30 *a-na* [10 dah] 12,30 *ta-mar i-na* 12,30 [... .. *ta*]-*mar*
- (L7) 2,30 [*i-na 12,30*] *zi-ma* 10 *ta-mar* 12,30 nigin 2,36,15 *ta-mar*
- (L8) 10 nigin 1,40 *ta-mar* 1,40 *i-na* 2,36,15 *zi-ma*
- (L9) 56,15 *ta-mar mi-na* [í]b-si 7,30 íb-si
- (L10) 15 *ta-mar* 15 dal-1-kam dal-2-kam *ki-i ta-mar*

Second Problem: Lines 11-16

- (L11) za-e 2,30 *pa-na-am šà* tu-tu-da ù 2,30 2-kam ul-gar
- (L12) 5 *i-na* 12,30 *zi-ma* 7,30 *ta-mar* 12,30 nigin
- (L13) 2,36,15 *ta-mar* 7,30 nigin 56,15 *ta-mar*
- (L14) 56,15 *i-na* 2,36,15 *zi-ma* 1,40 *ta-mar*
- (L15) 1,40 *mi-na* íb-si 10 íb-si 10 *a-na* 2 tab-ba 20 *ta-mar*
- (L16) 20 dal-2-kam

Reverse

Third Problem: Lines 1-7

- (L1) za-e $\frac{1}{2}$ [··· ··· ···]
- (L2) 3,45 [··· ··· ···]
- (L3) 3,45 a-na [··· ···]
- (L4) $\frac{1}{2}$ 11,15 he-pe [5,37,30 ta-mar ···]
- (L5) 10 t[a-mar] 10 a-[na ···]
- (L6) 15 7,30 [··· ···]
- (L7) 15 [··· ··· ···]

Translation

Obverse

First Problem: Lines 1-10

- (L1) I have enlarged the gate to make 20 (kùš) in width by an extension of 2;30 (kùš) in every direction.
- (L2) You, halve 20 of the enlargement, (and) you see 10. Halve 30, (and)
- (L3) you see 15. Subtract 15 from 20 of the enlargement, (and) you see 5.
- (L4) Square 10, (and) you see 1,40. Make the reciprocal of 5, (and) you see 0;12.
- (L5) Multiply it by 1,40, (and) you see 20. Halve 20, (and) you see 10. Halve ···
- (L6) Add 2;30 to 10, (and) you see 12;30. From 12;30, ··· you see ···.
- (L7) Subtract 2;30 from 12;30, and you see 10. Square 12;30, (and) you see 2,36;15.
- (L8) Square 10, (and) you see 1,40. Subtract 1,40 from 2,36;15, and
- (L9) you see 56;15. What is the square root? 7;30 is the square root. Multiply it by 2, (and)
- (L10) you see 15. 15 is the first space between (that is, the original width of the gate). How do you see the second space between (that is, the width of the enlarged gate)?

Second Problem: Lines 11-16

- (L11) You, add the first produced 2;30 and the second 2;30 together, (and you see 5).
- (L12) Subtract 5 from 12;30, and you see 7;30. Square 12;30, (and)
- (L13) you see 2,36;15. Square 7;30, (and) you see 56;15.
- (L14) Subtract 56;15 from 2,36;15, and you see 1,40.
- (L15) What is the square root of 1,40? 10 is the square root. Multiply 10 by 2, (and) you see 20.
- (L16) 20 is the second space between.

Reverse

Third Problem: Lines 1-7

- (L1) You, halve [··· ··· ···]
- (L2) 3,45 [··· ··· ···]
- (L3) 3,45 to [··· ··· ···]
- (L4) Halve 11,15, (and) you see [5,37;30. ···]
- (L5) you see 10. 10 to [··· ···]

- (L6) 15 7,30 [... ...]
(L7) 15 [...]

Mathematical Interpretation

Not all the calculations done in this text are clear to us. However, since we know that the subject of three problems is the enlargement of a gate, we can try to reconstruct the dimensions of the gate as shown in [Figure 17](#).

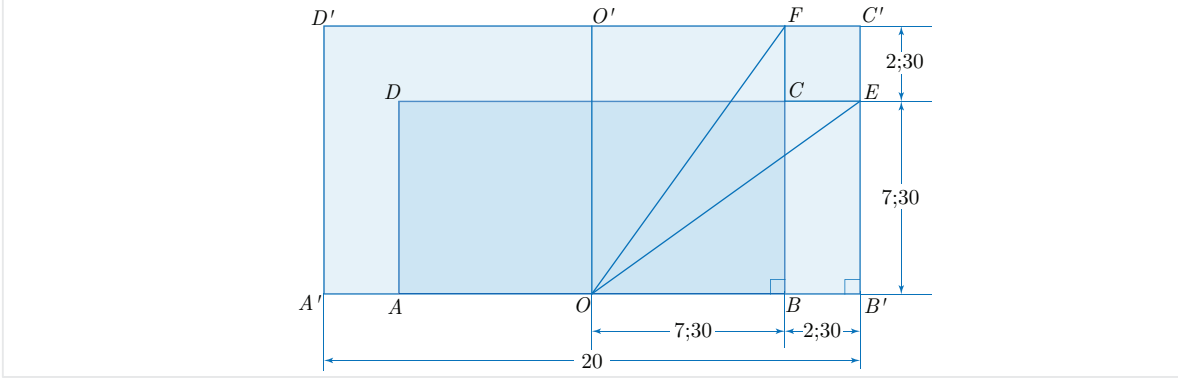


Figure 17: Enlargement of a gate

The original gate (the heavily-shaded rectangle), which is 15 kùš ($\approx 7.5\text{m}$) in width and 7;30 kùš in height, has been enlarged by an extension of 2;30 kùš in two directions. In the first problem, the scribe of this tablet might have intended to ask for the original width of the gate (**dal-1-kam**) when the widened width (**dal-2-kam**) is given and the converse in the second problem, applying the Pythagorean Theorem to the right triangles $\triangle OBF$ and $\triangle OB'E$ respectively (see [Figure 17](#)). But it seems that he failed to complete his calculations.

In the first problem, the first space between (**dal-1-kam**), i.e., the length of AB , is calculated as follows. Note that the Susa scribe seems to have assumed (or computed?) that $\overline{BF} = 10$, $\overline{B'E} = 7;30$ and $\overline{OF} = \overline{OE} = 12;30$. So, according to lines 7-10, we can use the Pythagorean Theorem in the right triangle $\triangle OBF$ to write

$$\begin{aligned}
\overline{AB} &= 2 \times \overline{OB} \\
&= 2\sqrt{\overline{OF}^2 - \overline{BF}^2} \\
&= 2\sqrt{(12;30)^2 - 10^2} \\
&= 2\sqrt{2,36;15 - 1,40} \\
&= 2\sqrt{56;15} \\
&= 2\sqrt{(7;30)^2} \\
&= 2 \times (7;30) \\
&= 15.
\end{aligned}$$

Similarly, in the second problem the second space between (**dal-2-kam**), i.e., the length of $A'B'$, is obtained by using the Pythagorean Theorem in the right triangle $\triangle OB'E$. According to lines 12-15, we have

$$\begin{aligned}
 \overline{A'B'} &= 2 \times \overline{OB'} \\
 &= 2\sqrt{\overline{OE}^2 - \overline{B'E}^2} \\
 &= 2\sqrt{(12; 30)^2 - (7; 30)^2} \\
 &= 2\sqrt{2, 36; 15 - 56; 15} \\
 &= 2\sqrt{1, 40} \\
 &= 2\sqrt{(10)^2} \\
 &= 2 \times 10 \\
 &= 20.
 \end{aligned}$$

3.4 SMT No. 19

Here, we only consider the first problem in the text which concerns an application of the Pythagorean theorem. Although the second problem uses the Pythagorean theorem in its calculations too, we will treat it in another article on algebraic equations. Similar to the **SMT No. 15**, the scribe is explicitly using the Pythagorean theorem.

Transliteration

Obverse: Lines 1-11

- (L1) sag *a-na* uš *re-ba-ti* <uš> *li-im-ṭi* 40 šà (text: RU) tab bar-dá
(L2) uš ù sag *mi-nu* za-e 1 uš gar 1 gaba gar
(L3) 15 *re-ba-ti i-na* 1 zi 45 *ta-mar*
(L4) 1 *ki-ma* uš gar 45 *ki-ma* sag gar 1 uš nigin 1 *ta-mar*
(L5) 45 sag nigin 33,45 *ta-mar* 1 ù 33,45
(L6) ul-gar 1,33,45 *ta-mar mi-na* íb-si 1,15 íb-si
(L7) *aš-šum* 40 bar-dá *qa-bu-ku* igi-1,15 bar-dá *pu-ṭú-<úr>*
(L8) 48 <*ta-mar*> 48 *a-na* 40 bar-dá šà *qa-bu-ku i-ší*
(L9) 32 *ta-mar* 32 *a-na* 1 uš šà gar *i-ší*
(L10) 32 *ta-mar* 32 uš 32 *a-na* 45 sag šà gar
(L11) *i-ší* 24 *ta-mar* 24 sag

Translation

Obverse: Lines 1-11

- (L1) Let the width become less than the length by one fourth of the length. 40 is the diagonal, a partner (of the length and width).
(L2) What are the length and the width? You, put down 1 of the length. Put down the same number.

- (L3) Subtract 0;15 from 1, (and) you see 0;45.
(L4) Put down 1 as the length. Put down 0;45 as the width. Square 1 of the length, (and) you see 1.
(L5) Square 0;45 of the width, (and) you see 0;33,45. 1 and 0;33,45,
(L6) add (them) together, (and) you see 1;33,45. What is the square root of 1;33,45? 1;15 is the square root.
(L7) Since 40 of the diagonal is said to you, make the reciprocal of 1;15 of the diagonal, (and)
(L8) you see 0;48. Multiply 0;48 by 40 of the diagonal which is said to you, (and)
(L9) you see 32. Multiply 32 by 1 of the length which you put down, (and)
(L10-11) you see 32. 32 is the length. Multiply 32 by 0;45 of the width which you put down, (and) you see 24. 24 is the width.

Mathematical Interpretation

There are three variables in this problem: the length, the width, and the diagonal, which can be imagined as the sides and the diagonal of a rectangle.

Let x , y and d denote the length, the width and the diagonal respectively. It follows from the Pythagorean Theorem that d depends on x and y :

$$d^2 = x^2 + y^2.$$

Lines 1-2 give us the following system of equations:

$$\begin{cases} x - y = \frac{1}{4}x \\ d = 40 \end{cases} \quad (7)$$

or equivalently

$$\begin{cases} x - y = \frac{1}{4}x \\ \sqrt{x^2 + y^2} = 40. \end{cases} \quad (8)$$

According to line 3, we can use (8) to compute the value of y with respect to x :

$$\begin{aligned} x - y &= \frac{1}{4}x \\ \implies y &= x - \frac{1}{4}x \\ \implies y &= \left(1 - \frac{1}{4}\right)x \\ \implies y &= (1 - 0;15)x \end{aligned}$$

which implies that

$$y = (0;45)x. \quad (9)$$

Next, according to lines 5-6, we use (8) and (9) to find d with respect to x :

$$\begin{aligned}
 d &= \sqrt{x^2 + y^2} \\
 &= \sqrt{x^2 + (0; 45)^2 x^2} \\
 &= \sqrt{[1 + (0; 45)^2] x^2} \\
 &= \sqrt{(1 + 0; 33, 45) x^2} \\
 &= \sqrt{(1; 33, 45) x^2} \\
 &= \sqrt{(1; 15)^2 x^2} \\
 &= (1; 15)x
 \end{aligned}$$

so

$$d = (1; 15)x. \quad (10)$$

Now, according to lines 7-8, the scribe finds the value of x . In fact, it follows from (7) and (8) that

$$\begin{aligned}
 (1; 15)x &= 40 \\
 \implies x &= \frac{1}{(1; 15)} \times 40 \\
 \implies x &= (0; 48) \times 40
 \end{aligned}$$

giving that

$$x = 32. \quad (11)$$

Finally, according to lines 9-11, he obtains the values of x and y by using (9) and (11) as follows:

$$x = 32$$

and

$$y = (0; 45)x = (0; 45) \times 32 = 24.$$

Also, the value of d is easily obtained from the previous calculations:

$$d = \sqrt{x^2 + y^2} = \sqrt{17, 4 + 9, 36} = \sqrt{26, 40} = 40.$$

Note that the Pythagorean triple treated in this problem is $(24, 32, 40) = (8 \times 3, 8 \times 4, 8 \times 5)$.

4 Conclusion

The implicit and explicit applications of the Pythagorean theorem found in the **SMT** show that the Elamite scribes—like their Babylonian counterparts—were fully aware of this basic theorem. They freely used the Pythagorean rule whenever their calculations involved computing a side of a right triangle.

Besides the algebraic applications of this theorem in the **SMT**, the scribe of **SMT No. 1** has presented a geometric application of the theorem. Although the scribe has

only given the numerical data on the tablet, its mathematical interpretation clearly confirms that obtaining these numbers requires the application of the Pythagorean theorem. In fact, this text and the Babylonian text **YBC 7289** might be the only geometric applications of the Pythagorean theorem in Elamite and Babylonian mathematics.

Appendix: Mathematical Tablet BM 85196, No. 9

In this appendix, we give the transliteration, the translation and the mathematical interpretation the 9th problem in lines 7-16 of **BM 85196**.

Transliteration

Lines 7-16

- (L7) giš *pa-lu-um* 30 gi *i-na i-[ga-ri-im ur]-bi š[a-ki-in]*
 (L8) *e-le-nu* 6 *ur-dam i-na ša-a[p-la-n]u-[um en-nam is-sé-a-am]*
 (L9) *za-e* 30 *nigin 15 ta-mar 6 i-n[a] 30 ba-[zi 24 ta-mar]*
 (L10) 24 *nigin 9,36 ta-mar 9,[36 i-na 15 ba-zi]*
 (L11) 5,24 *ta-mar 5,24 en-nam [íb-si₈ 18 íb-si₈ 18]*
 (L12) *i-na qá-qá-ri is-sé-a-am šum-ma 18 i-n[a qá]-qá-ri-im*
 (L13) *e-le-nu-um en-nam ur-dam 18 nigin 5,24 ta-mar*
 (L14) 5,24 *i-na 15 ba-zi 9,36 ta-mar 9,36*
 (L15) *en-nam íb-si₈ 24 íb-si₈ 24 i-na 30 ba-zi*
 (L16) 6 *ta-mar ur-dam ki-a-am ne-pé-šum*

Translation

Lines 7-16

- (L7) A timber. (Its length is) 0;30 (**nindan**, that is, 1) gi. At a wall it is placed vertically.
 (L8) (From) above I went down by 0;6 (**nindan**). How far is it (the lower end of the timber) from the base (of the wall)?
 (L9) You, square 0;30, and you see 0;15. Subtract 0;6 from 0;30, and you see 0;24.
 (L10) Square 0;24, and you see 0;9,36. Subtract 0;9,36 from 0;15, and
 (L11) you see 0;5,24. What is the square root of 0;5,24? 0;18 is the square root.
 (L12) It is 0;18 (**nindan**) away from the bottom. If it is 0;18 (**nindan**) away from the bottom,
 (L13) how far did I go down from above? Square 0;18, and you see 0;5,24.
 (L14) Subtract 0;5,24 from 0;15, and you see 0;9,36.
 (L15) What is the square root of 0;9,36? 0;24 is the square root. Subtract 0;24 from 0;30,
 (L16) and you see 0;6. I went down (by 0;6 from above). Such is the procedure.

Mathematical Interpretation

In this text, the scribe is dealing with a situation pictured in [Figure 3](#). First, he assumes $h_0 = 0; 6$, $l = h = 0; 30$ and computes d as

$$\begin{aligned}d &= \sqrt{l^2 - (h - h_0)^2} \\&= \sqrt{(0; 30)^2 - (0; 30 - 0; 6)^2} \\&= \sqrt{(0; 30)^2 - (0; 24)^2} \\&= \sqrt{0; 15 - 0; 9, 36} \\&= \sqrt{0; 5, 24} \\&= 0; 18.\end{aligned}$$

Then, he assumes $l = h = 0; 30$, $d = 0; 18$ and computes h_0 :

$$\begin{aligned}h_0 &= h - \sqrt{l^2 - d^2} \\&= 0; 30 - \sqrt{(0; 30)^2 - (0; 18)^2} \\&= 0; 30 - \sqrt{0; 15 - 0; 5, 24} \\&= 0; 30 - \sqrt{0; 9, 36} \\&= 0; 30 - 0; 24 \\&= 0; 6.\end{aligned}$$

References

- [AH01] J. Arndt and C. Haenel, *Pi-Unleashed*, Springer, 2001.
- [Bec71] P. Beckmann, *A History of π* , The Golem Press, 1971.
- [Bru50] E. M. Bruins, *Quelques Textes Mathématiques De La Mission De Suse*, Proceedings of the Amsterdam Academy, volume 53, deel 7 (1950), pp. 1025–1033: <https://www.dwc.knaw.nl/DL/publications/PU00018846.pdf>.
- [BR61] E. M. Bruins and M. Rutten, *Textes Mathématiques de Suse [TMS]*, Librairie Orientaliste Paul Geuthner, Paris, 1961.
- [FR98] D. Fowler and E. Robson, *Square Root Approximations in Old Babylonian Mathematics: YBC 7289 in Context*, *Historia Mathematica* 25 (1998), pp. 366–378.
- [Fri07-1] J. Friberg, *A Remarkable Collection of Babylonian Mathematical Texts*, Springer, 2007.
- [Fri07-2] J. Friberg, *Amazing Traces of a Babylonian Origin in Greek Mathematics*, World Scientific, 2007.
- [HM22-1] N. Heydari and K. Muroi, *The Elamite Formula for The Area of a Regular Heptagon*, [arXiv:2209.14289](https://arxiv.org/abs/2209.14289) [math.HO], October 2022, 21 pages: <https://arxiv.org/abs/2209.14289>.

- [HM22-2] N. Heydari and K. Muroi, *Bisection of Trapezoids in Elamite Mathematics*, [arXiv:2211.11139](https://arxiv.org/abs/2211.11139) [math.HO], November 2022, 21 pages: <https://arxiv.org/abs/2211.11139>.
- [HM22-3] N. Heydari and K. Muroi, *Circular Figures in Elamite Mathematics*, [arXiv:2212.12423](https://arxiv.org/abs/2212.12423) [math.HO], December 2022, 28 pages: <https://arxiv.org/abs/2212.12423>.
- [HM23-1] N. Heydari and K. Muroi, *Volumes of Solid Objects in Elamite Mathematics*, [arXiv:2303.13230](https://arxiv.org/abs/2303.13230) [math.HO], March 2023, 22 pages: <https://arxiv.org/abs/2303.13230>.
- [HM23-2] N. Heydari and K. Muroi, *Excavation Problems in Elamite Mathematics*, [arXiv:2304.01357](https://arxiv.org/abs/2304.01357) [math.HO], April 2023, 23 pages: <https://arxiv.org/abs/2304.01357>.
- [Høy99] J. Høyrup, *Pythagorean “Rule” and “Theorem”–Mirror of the Relation Between Babylonian and Greek Mathematics*, published in: Johannes Renger (Ed.), *Babylon: Focus mesopotamischer Geschichte, Wiege früherer Gelehrsamkeit, Mythos in der Moderne* (CDOG 2). Saarbrücker Druckerei und Verlag, Saarbrücken, (1999), pp. 393–407.
- [Høy02] J. Høyrup, *Lengths, Widths, Surfaces: A Portrait of Old Babylonian Algebra and Its Kin*, Springer, Studies and Sources in the History of Mathematics and Physical Sciences, New York, 2002.
- [KKL13] E. Knobloch, H. Komatsu and D. Liu, *Seki, Founder of Modern Mathematics in Japan*, Springer Proceedings in Mathematics & Statistics Springer, Vol. 39, 2013.
- [Loo72] E. S. Loomis, *The Pythagorean Proposition*, The National Council of Teachers of Mathematics, Inc., (Reprint 1972) First Edition 1968.
- [Mao07] E. Maor, *The Pythagorean Theorem: A 4,000-Year History*, Princeton University Press, (Reprint 2019) First Edition, 2007.
- [Mur91-2] K. Muroi, *Two Babylonian Mathematical Problems Concerning a Timber Placed Against a Wall*, *Kagakushi Kenkyu* 30, (1991), pp. 23–27.
- [Mur92-1] K. Muroi, *Reexamination of Susa Mathematical Text No. 3: Alleged Value $\pi = 3\frac{1}{8}$* , *Historia Scientiarum* Vol. 2-1 (1992), pp. 45–49.
- [Mur11] K. Muroi, *Mathematics Hidden Behind the Practical Formulae of Babylonian Geometry*, Published in *The Empirical Dimension of Ancient Near Eastern Studies*, edited by G. J. Selz, (2011) pp. 149–157.
- [Mur16] K. Muroi, *The Oldest Example of $\pi = 3\frac{1}{8}$ in Sumer: Calculation of the Area of a Circular Plot*, [arXiv:1610.03380](https://arxiv.org/abs/1610.03380) [math.HO], 2016, 6 pages: <https://arxiv.org/ftp/arxiv/papers/1610/1610.03380.pdf>.
- [NS45] O. Neugebauer and A. Sachs, *Mathematical Cuneiform Texts*, American Oriental Society (Reprinted 1986), 1945.

- [Neu69] O. Neugebauer, *The Exact Sciences in Antiquity*, Second Edition, Dover Publication Inc., New York, 1969.
- [PL04] A. S. Posamentier and I. Lehmann, π : *A Biography of the World's Most Mysterious Number*, Prometheus Books, 2004.
- [Thu03] F. Thureau-Dangin, *Recueil de Tablettes Chaldéennes*, Ernest Leroux Éditeur, Paris, 1903.
- [Thu35] F. Thureau-Dangin, *La Mesure des Volumes D'après une Tablette Inédite du British Museum*, *Rev. Assyriologie*, 32 (1935), pp. 1-28.
- [Vai63] A. A. Vaiman, *Istolkovanie geometricheskikh postoyannykh iz suzskogo klinopisnogo spiska I (Suzy) (Interpretation of the geometric constants in the cuneiform table text TMS I from Susa)*, *Vestnik drevni istorii* I: 83 (1963), pp. 75-86.