
Negative-prompt Inversion: Fast Image Inversion for Editing with Text-guided Diffusion Models

Daiki Miyake
 Kyoto University
 DATAGRID Inc.
 miyake.daiki.46r@st.kyoto-u.ac.jp

Akihiro Iohara
 DATAGRID Inc.
 akihiro.iohara@datagrid.co.jp

Yu Saito
 DATAGRID Inc.
 yu.saito@datagrid.co.jp

Toshiyuki Tanaka
 Graduate School of Informatics, Kyoto University
 tt@i.kyoto-u.ac.jp

Abstract

In image editing employing diffusion models, it is crucial to preserve the reconstruction quality of the original image while changing its style. Although existing methods ensure reconstruction quality through optimization, a drawback of these is the significant amount of time required for optimization. In this paper, we propose **negative-prompt inversion**, a method capable of achieving equivalent reconstruction solely through forward propagation without optimization, thereby enabling much faster editing processes. We experimentally demonstrate that the reconstruction quality of our method is comparable to that of existing methods, allowing for inversion at a resolution of 512 pixels and with 50 sampling steps within approximately 5 seconds, which is more than 30 times faster than null-text inversion. Reduction of the computation time by the proposed method further allows us to use a larger number of sampling steps in diffusion models to improve the reconstruction quality with a moderate increase in computation time.

1 Introduction

Diffusion models [5] are known to yield high-quality results in the fields of image generation [2, 5, 6, 7, 8, 9], video generation [10, 11, 12, 13], and text-to-speech conversion [14, 15]. Text-guided diffusion models [16] are diffusion models conditional on given texts (“prompts”), which can generate data with various modalities that fit well with the prompts. It is known that by strengthening the text conditioning through classifier-guidance [2] or classifier-free guidance (CFG) [17], the fidelity to the text can be improved further. In image editing using text-guided diffusion models, elements in images, such as objects and styles, can be changed with high quality and diversity guided by text prompts.

In applications based on image editing methods, one must be able to generate images that are of high fidelity to original images in the first place, including reproduction of their details, and then one will be able to perform appropriate editing of images according to the prompts therefrom. To achieve high-fidelity image generation, most existing research exploits optimization of parameters such as model weights, text embeddings, and latent variables, which results in high computational costs and memory usage.

In this paper, we propose a method that can obtain latent variables and text embeddings yielding high-quality reconstruction of real images while using only forward computations. Our method does not require optimization, enabling faster processing and reducing computational costs. The



Figure 1: **Negative-prompt inversion.** Comparison in reconstruction quality and time between the proposed method (negative-prompt inversion; Ours), DDIM inversion [1, 2], and null-text inversion [3]. The rightmost column shows the results of image editing obtained using prompt-to-prompt [4] with our reconstruction.

proposed method is based on null-text inversion [3], which has the denoising diffusion implicit model (DDIM) inversion [1, 2] and CFG as its principal building blocks. DDIM inversion computes the diffusion process by inverting the reverse diffusion process calculated by the unconditional diffusion model. CFG computes the reverse diffusion process using a linear combination of the text-conditional prediction and the unconditional prediction. In practice, a specific embedding is used as the input for the unconditional prediction, which is the null-text embedding. Null-text inversion improves the reconstruction accuracy by optimizing the embedding vector of an empty string so that the diffusion process calculated by DDIM inversion aligns with the reverse diffusion process calculated using CFG. We discovered that the optimal solution obtained by this method can be approximated by the embedding of the conditioning text prompt.

Figure 1 shows a comparison between the proposed method and existing ones. Our method generated high-quality reconstructions when a real image and a corresponding prompt were given. DDIM inversion had noticeably lower reconstruction accuracy. Null-text inversion achieved high-quality results, nearly indistinguishable from the input image, but required more computation time. The proposed method, which we call **negative-prompt inversion**, allows for computation at the same speed as DDIM inversion, while achieving accuracy comparable to null-text inversion. Furthermore, combining our method with image editing methods such as prompt-to-prompt [4] allows fast single-image editing (Editing).

We summarize our contributions as follows:

1. We propose a method for fast reconstruction of real images with diffusion models without optimization.
2. We experimentally demonstrated that our method achieves visually equivalent reconstruction quality to existing methods while enabling a more than 30-fold increase in processing speed.
3. Combining our method with existing image editing methods like prompt-to-prompt allows fast real image editing.

2 Related work

Image editing by diffusion models. In the field of image editing using diffusion models such as Imagen [8] and Stable Diffusion [9], Imagic [18], UniTune [19], and SINE [20] are models for editing compositional structures, as well as states and styles of objects, in a single image. These methods ensure fidelity to original images via fine-tuning models and/or text embeddings.

Prompt-to-prompt [4], another image editing methods based on diffusion models, reconstructs original images via making use of null-text inversion. Null-text inversion successfully reconstructs real images by optimizing the null-text embedding (the embedding for unconditional prediction) at each prediction step. All these methods attempt to reconstruct real images by incorporating an optimization process, which typically takes several minutes for editing a single image.

Plug-and-Play [21] edits a single image without optimization. It obtains latent variables corresponding to the input image using DDIM inversion and reconstructs it according to the edited prompt, inserting attention and feature maps to preserve image structures. Our inversion method is independent of editing methods, allowing for the freedom to choose an editing method while maintaining a high-quality image structure regardless of the editing method.

Image reconstruction by diffusion models. Textual Inversion [22] and DreamBooth [23] are methods that reconstruct common concepts from a few real images by fine-tuning the model. On the other hand, ELITE [24] and Encoder for Tuning (E4T) [25] seek text embeddings that reconstruct real images using an encoder. The former ones are aimed at concept acquisition, making them difficult to reconstruct the original image with high fidelity. Although the latter ones require less computation time compared with the former ones, the ease of editing operations is limited, as the corresponding text is not explicitly obtained.

The proposed method realizes nearly the same reconstruction as null-text inversion, but with only forward computation, enabling image editing in just a few seconds. By combining our method with image editing methods such as prompt-to-prompt, it becomes possible to achieve flexible and advanced editing using text prompts.

3 Method

3.1 Overview

In this section, we describe our method for obtaining latent variables and text embeddings which reconstruct a real image using diffusion models without optimization. Our goal is that when given a real image I and an appropriate prompt P , we calculate latent variables (z_t) , where t is the index for the diffusion steps, in the reverse diffusion process so as to reconstruct I .

3.2 DDIM inversion

A diffusion model has a forward diffusion process over diffusion steps from 0 to T (e.g., $T = 1000$ in [5]), which degrades the representation z_0 of an original sample into a pure noise z_T , and an associated reverse diffusion process, which is used in the inference phase to generate z_0 from z_T . In the training process, a latent variable z_t for $t \in \{1, \dots, T\}$ is calculated by adding noise ϵ to z_0 at a scale defined at each diffusion step t , and the model is trained to predict the noise ϵ from the latent variables z_t . In text-guided diffusion models, the model is further conditioned by a feature representation (an embedding) C of a text prompt P , which is obtained via a text encoder like CLIP [26]. The loss function for training the model is the mean squared error (MSE) between the predicted noise ϵ_θ and the actual noise ϵ ,

$$L(\theta) = \mathbb{E}_{t \sim U(1, T), \epsilon \sim \mathcal{N}(\mathbf{0}, I)} \|\epsilon - \epsilon_\theta(z_t, t, C)\|_2^2,$$

where $U(1, T)$ denotes the uniform distribution on the set $\{1, \dots, T\}$, and where $\mathcal{N}(\mu, \Sigma)$ denotes the multivariate Gaussian distribution with mean μ and covariance Σ .

Stable Diffusion [9] considers diffusion processes in a latent space: during the training process, a feature representation z_0 in the latent space is obtained by passing a sample x_0 through an encoder. In the inference stage, a sample x_0 is generated by passing the generated representation z_0 through a decoder.

CFG is used to strengthen text conditioning. During the computation of the reverse diffusion process, the null-text embedding \emptyset , which corresponds to the embedding of a null text "", is used as a reference for unconditional prediction to enhance the conditioning:

$$\tilde{\epsilon}_\theta(z_t, t, C, \emptyset) = \epsilon_\theta(z_t, t, \emptyset) + w(\epsilon_\theta(z_t, t, C) - \epsilon_\theta(z_t, t, \emptyset)), \quad (1)$$

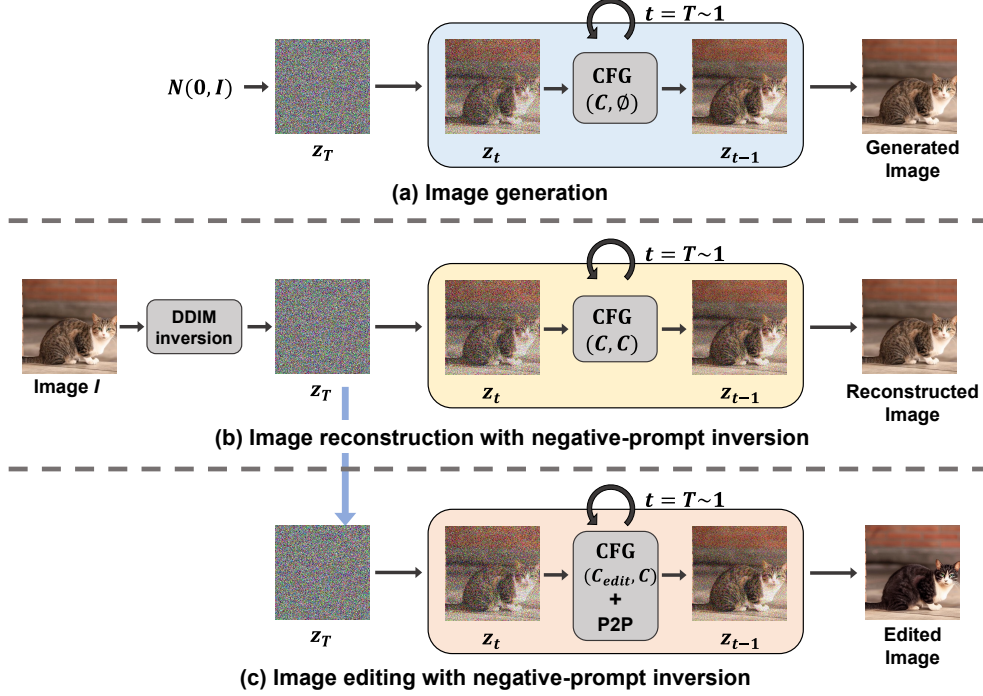


Figure 2: **Illustration of our framework.** (a) Image generation with CFG. A random noise z_T is sampled from a standard normal distribution $\mathcal{N}(0, I)$, then denoising z_t with CFG over diffusion steps from T to 1. $\text{CFG}(C, \emptyset)$ denotes that using a prompt embedding C for conditional prediction and the null-text embedding \emptyset for unconditional prediction. (b) Image reconstruction with negative-prompt inversion. We replace the null-text embedding \emptyset with the prompt embedding C in CFG. (c) Image editing with negative-prompt inversion. We use the edited prompt embedding C_{edit} as the text condition and use the original prompt embedding C instead of the null-text \emptyset in CFG with an image editing method such as prompt-to-prompt (P2P).

where the guidance scale $w \geq 0$ controls strength of the conditional prediction $\epsilon_\theta(z_t, t, C)$ against the unconditional prediction $\epsilon_\theta(z_t, t, \emptyset)$.

Although the reverse diffusion process of the denoising diffusion probabilistic models (DDPMs) [5] is stochastic, the reverse process of the DDIM sampling method [1] becomes deterministic and still generates the same data distribution. Therefore, we will use the DDIM for the sampling method in the following discussion. DDIM calculates from the latent variable z_t at the diffusion step t the latent variable z_{t-1} at the diffusion step $(t-1)$ via

$$z_{t-1} = \sqrt{\frac{\alpha_{t-1}}{\alpha_t}} z_t + \sqrt{\alpha_{t-1}} \left(\sqrt{\frac{1}{\alpha_{t-1}} - 1} - \sqrt{\frac{1}{\alpha_t} - 1} \right) \epsilon_\theta(z_t, t, C), \quad (2)$$

where $\alpha := (\alpha_1, \dots, \alpha_T) \in \mathbb{R}_{\geq 0}^T$ are hyper-parameters to determine noise scales at T diffusion steps. The forward process can be represented in terms of $\epsilon_\theta(z_t, t, C)$ by inverting the reverse diffusion process (DDIM inversion) [1, 2], as

$$z_{t+1} = \sqrt{\frac{\alpha_{t+1}}{\alpha_t}} z_t + \sqrt{\alpha_{t+1}} \left(\sqrt{\frac{1}{\alpha_{t+1}} - 1} - \sqrt{\frac{1}{\alpha_t} - 1} \right) \epsilon_\theta(z_t, t, C). \quad (3)$$

3.3 Null-text inversion

DDIM is known to work well: Given an original sample, by performing the forward process starting from the representation z_0 of the sample to obtain z_T and then by inverting the forward process, one can reconstruct the original sample with high quality when we do not use CFG (i.e., $w = 1$). However,

since CFG is useful to strengthen the text conditioning, it is necessary to reconstruct original samples well even when one uses CFG (i.e., $w > 1$). Null-text inversion enables us to faithfully reconstruct given samples even when using CFG by optimizing the null-text embedding \emptyset at each diffusion step t .

First, we calculate the sequence of latent variables $(z_t^*)_{t \in \{1, \dots, T\}}$ from z_0 via DDIM inversion. Next, we do initialization with $\bar{z}_T = z_T^*$ and $\emptyset_T = \emptyset$. We then iteratively optimize \emptyset_t and calculate \bar{z}_{t-1} from \bar{z}_t for $t = T$ to 1 as follows: At each diffusion step t , assuming that we have \bar{z}_t , one can calculate z_{t-1} via DDIM (2) and CFG (1) with the null-text embedding \emptyset_t as

$$z_{t-1}(\bar{z}_t, t, C, \emptyset_t) = \sqrt{\frac{\alpha_{t-1}}{\alpha_t}} \bar{z}_t + \sqrt{\alpha_{t-1}} \left(\sqrt{\frac{1}{\alpha_{t-1}} - 1} - \sqrt{\frac{1}{\alpha_t} - 1} \right) \tilde{\epsilon}_\theta(\bar{z}_t, t, C, \emptyset_t). \quad (4)$$

Then, we optimize \emptyset_t to minimize the MSE between the predicted $z_{t-1}(\bar{z}_t, t, C, \emptyset_t)$ and z_{t-1}^* :

$$\min_{\emptyset_t} \|z_{t-1}(\bar{z}_t, t, C, \emptyset_t) - z_{t-1}^*\|_2^2,$$

with the initialization $\emptyset_t = \emptyset_{t+1}$. After several updates (e.g., 10 iterations), we fix \emptyset_t and set $\bar{z}_{t-1} = z_{t-1}(\bar{z}_t, t, C, \emptyset_t)$. By performing the optimization at $t = T, \dots, 1$ sequentially, we can reconstruct the original image with high quality even when using CFG with $w > 1$.

3.4 Negative-prompt inversion

The proposed method, **negative-prompt inversion**, utilizes the text prompt embeddings C instead of the optimized null-text embeddings $(\emptyset_t)_{t \in \{1, \dots, T\}}$ in null-text inversion. As a result, we can perform reconstruction with only forward computation without optimization, significantly reducing computation time.

Let us assume that at diffusion step t in null-text inversion one has \bar{z}_t that is close enough to z_t^* , so that one can regard $\bar{z}_t = z_t^*$ to hold. In null-text inversion, one obtains z_{t-1} from \bar{z}_t by moving one diffusion step backward using (4). Recall that z_t^* was calculated from z_{t-1}^* by moving one diffusion step forward in the diffusion process using (3):

$$z_t^* = \sqrt{\frac{\alpha_t}{\alpha_{t-1}}} z_{t-1}^* + \sqrt{\alpha_t} \left(\sqrt{\frac{1}{\alpha_t} - 1} - \sqrt{\frac{1}{\alpha_{t-1}} - 1} \right) \epsilon_\theta(z_{t-1}^*, t-1, C).$$

As we have assumed $\bar{z}_t = z_t^*$, one can substitute the above into (4), yielding

$$\bar{z}_{t-1} = z_{t-1}^* + \sqrt{\alpha_{t-1}} \left(\sqrt{\frac{1}{\alpha_{t-1}} - 1} - \sqrt{\frac{1}{\alpha_t} - 1} \right) (\tilde{\epsilon}_\theta(\bar{z}_t, t, C, \emptyset_t) - \epsilon_\theta(z_{t-1}^*, t-1, C)). \quad (5)$$

It implies that the discrepancy between \bar{z}_{t-1} and z_{t-1}^* in null-text inversion will be minimized when the predicted noises are equal:

$$\begin{aligned} \epsilon_\theta(z_{t-1}^*, t-1, C) &= \tilde{\epsilon}_\theta(\bar{z}_t, t, C, \emptyset_t) \\ &= w \epsilon_\theta(\bar{z}_t, t, C) + (1-w) \epsilon_\theta(\bar{z}_t, t, \emptyset_t) \end{aligned}$$

If furthermore we are allowed to assume that the predicted noises at adjacent diffusion steps are equal, i.e., $\epsilon_\theta(z_{t-1}^*, t-1, C) = \epsilon_\theta(z_t^*, t, C) = \epsilon_\theta(\bar{z}_t, t, C)$, then we can deduce that at the optimum the conditional and unconditional predictions are equal:

$$\epsilon_\theta(\bar{z}_t, t, C) = \epsilon_\theta(\bar{z}_t, t, \emptyset_t) \quad (6)$$

Therefore, the optimized \emptyset_t can be approximated by the prompt embedding C , so that we can discard the optimization of the null-text embedding \emptyset_t in null-text inversion altogether, simply by replacing the null-text embedding \emptyset_t with C . The argument so far has the following two consequences:

1. For reconstruction, letting $\emptyset_t = C$ amounts to not using CFG at all (since $\tilde{\epsilon}_\theta(z_t, t, C, C) = \epsilon_\theta(z_t, t, C)$ holds for any w). The above argument can thus be regarded as providing a justification to the empirically well-known observation that DDIM works well without CFG.
2. For editing, optimizing \emptyset_t in null-text inversion can be replaced by the simple substitution $\emptyset_t = C$, thereby avoiding the computationally-heavy optimization.

Table 1: **Evaluation of reconstruction quality and speed in each method.** \pm represents 95% confidence intervals. Note that as DDIM inversion and ours perform the same process, they are theoretically at the same speed.

| Method | PSNR \uparrow | LPIPS \downarrow | Speed (s) |
|---|------------------------------------|---------------------------------------|-------------------------------------|
| DDIM inversion with CFG | 14.05 \pm 0.34 | 0.5278 \pm 0.0222 | 4.611 \pm 0.028 |
| Null-text inversion | 26.11 \pm 0.81 | 0.0745 \pm 0.0067 | 129.768 \pm 2.965 |
| Negative-prompt inversion (Ours) | 23.38 \pm 0.66 | 0.1603 \pm 0.0155 | 4.627 \pm 0.020 |

Figure 2 illustrates our framework. (a) represents the image generation using CFG, while (b) represents our proposal, negative-prompt inversion, which replaces the null-text embedding with the input prompt embedding C . Additionally, in case of image editing like prompt-to-prompt (P2P), we can set the embedding C_{edit} of edited prompt as the text condition and set the original prompt embedding C as the negative-prompt embedding instead of the null-text embedding, as shown in Fig. 2 (c). Due to the space limitation, here we only described a derivation of the proposal in a heuristic manner. See Appendix A in Supplementary Materials (SM) for a theoretical justification to the proposed method under the ideal situation where the model has learned perfectly, as well as empirical validation in practical settings.

4 Experiments

4.1 Setting

In this section, we evaluate the proposed method qualitatively and quantitatively. We experimented it using Stable Diffusion v1.5 in Diffusers [27] implemented with PyTorch [28]. Our code used in the experiments is provided in SM. Following [3], we used 100 images and captions, randomly selected from validation data in COCO dataset [29], in our experiments. The images were trimmed to make them square and resized to 512×512 . Unless otherwise specified, in both DDIM inversion and sampling we set the number of the sampling steps to be 50 via using the stride of 20 over the $T = 1000$ diffusion steps.

We compared our method with DDIM inversion with CFG and null-text inversion, and evaluated its quality by peak signal-to-noise ratio (PSNR) and learned perceptual image patch similarity (LPIPS) [30]. See Appendix B in SM for our setting of null-text inversion. The inference speed was measured on one NVIDIA RTX A6000 connected to one AMD EPYC 7343 (16 cores, 3.2 GHz clockspeed).

4.2 Reconstruction

Table 1 shows PSNR, LPIPS, and inference time of reconstruction by the three methods compared. In terms of PSNR (higher is better) and LPIPS (lower is better), the reconstruction quality of the proposed method was slightly worse than that of null-text inversion but far better than that of DDIM inversion with CFG. On the other hand, the inference speed was 30 times as fast as null-text inversion. This acceleration is achieved since the iterative optimization and backpropagation processing required for null-text inversion are not necessary for our method.

In Figure 3, the left four columns display examples of reconstruction by the three methods. DDIM inversion with CFG reconstructed images with noticeable differences from the input images, such as object position and shape. In contrast, null-text inversion and negative-prompt inversion (Ours) were capable of reconstructing images that are nearly identical to the input images, and the proposed method achieved a high reconstruction quality comparable to that of null-text inversion. See Appendix C.1 in SM for additional reconstruction examples. These results suggest that the proposed method can achieve reconstruction quality nearly equivalent to null-text inversion, with a speedup of over 30 times.



Figure 3: **Evaluation of reconstructed images.** The left 4 columns show the reconstruction results of each method, and the right column shows the image editing results using our method and prompt-to-prompt. The editing prompts are described below the edited images, that were created by replacing words or adding new words to the original prompt. Our method reconstructs input images as well as null-text inversion and edited images also preserve the structure of the input images.

4.3 Editing

We next demonstrate the feasibility of editing real images by combining our inversion method with existing image editing methods. Our method is independent of the image editing approach and is principally compatible with any method that uses CFG, allowing for the selection of an appropriate image editing method depending on the objective. Here, we verify the effectiveness of our method for real-image editing using prompt-to-prompt [4] in the same manner as in [3].

The rightmost column of Fig. 3 shows examples of real-image editing via prompt-to-prompt using the proposed method. The proposed method managed to maintain the composition while editing the image according to the modified prompt, such as replacing the objects and changing the background. Additional editing examples are provided in Appendices C.2 and C.3 in SM. These observations show that our inversion method can be combined with editing methods like prompt-to-prompt to enable rapid real-image editing.

4.4 Number of sampling steps

As the proposed method allows fast reconstruction/editing, one may be able to use a larger number of sampling steps to further improve quality, at the expense of reduced speed. To investigate the relationship between the number of sampling steps and reconstruction quality, we measured the PSNR and LPIPS using four different sampling steps: 20, 50, 100, and 200.

Figure 4 shows PSNR, LPIPS, and speed versus the number of sampling steps by the three methods. Although results with high enough quality were obtained with 50 sampling steps, increasing the number of sampling steps further improved the reconstruction quality of the proposed method, approaching that by null-text inversion. It should be noted that the total execution time is roughly given by the product of the execution time per sampling step and the number of sampling steps so that even if the proposed inversion method is performed with 200 sampling steps, it would still take less time than executing null-text inversion with 50 sampling steps thanks to the $30\times$ speedup. In fact, Figure 4 right shows the time taken for inversion; with 200 sampling steps, it took 18.1 seconds,

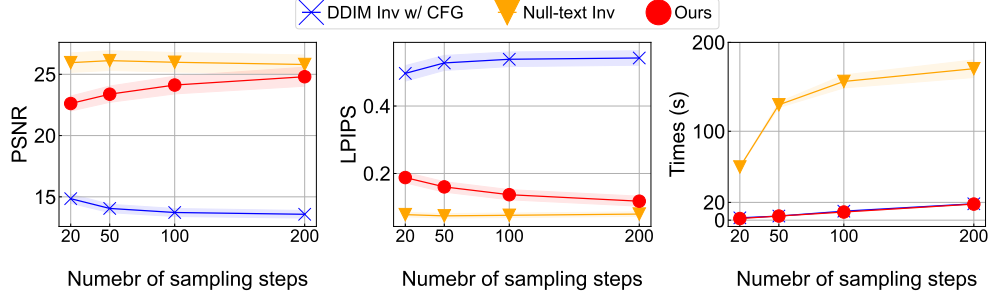


Figure 4: **Reconstruction quality and speed versus the number of sampling steps.** Higher PSNR is better (left), lower LPIPS is better (middle), and shorter execution time is better (right). Shadings indicate 95% confidence intervals.





Figure 5: **Reconstructed images when changing the number of sampling steps.** The images become more similar to the input images as the number of sampling steps increases.

which is approximately seven times faster than the null-text inversion at 50 sampling steps, which took 130 seconds. We would like to note that in Fig. 4 right the execution time of null-text inversion was not proportional to the number of sampling steps, since in our experimental setting the early stopping employed in the null-text optimization was more effective as the number of sampling steps became larger.

Figure 5 describes how the reconstructed image changed as the number of sampling steps was increased. Even with a small number of sampling steps, such as 20, the input image's objects and composition were successfully reconstructed. Focusing on the finer details, for example, the head of the bed and the desk in the first row, and the wall color and pipes on the wall in the second row, we observe that the reconstruction quality improved as the number of sampling steps was increased. This improvement is generally imperceptible at first glance, suggesting that conventionally adopted the number of sampling steps, such as 20 or 50 sampling steps, yields sufficiently satisfactory reconstruction results for practical purposes.

5 Limitations

A limitation of the proposed method is that the average reconstruction quality does not reach that of null-text inversion. As demonstrated in the previous section, the difference is generally imperceptible at first glance; however, there were instances where our inversion method failed significantly. Figure 6 shows an image example which the proposed method failed to reconstruct. We observed that the proposed method tends to fail in reconstructing persons. Such failures could be attributed to



Prompt: "A group of three men standing next to each other."

Figure 6: **Examples of failure.** Our method failed to reconstruct the leftmost person in 50 sampling steps.

characteristics of Stable Diffusion’s AutoEncoder, which struggles to reconstruct human faces. In such cases, employing a more effective encoder-decoder pair may result in improvements. Moreover, some failure cases were improved by increasing the number of sampling steps. Additional failure cases are presented in Appendix C.4 in SM.

Although failures in post-reconstruction image editing may occur, our inversion method is independent of editing methods, making the related discussion beyond the scope of this paper.

6 Conclusions

We have proposed negative-prompt inversion, which enables real-image inversion in diffusion models without the need for optimization. Experimentally, it produced visually high-quality reconstruction results comparable to inversion methods requiring optimization, while achieving a remarkable speed-up of over 30 times. Furthermore, we discovered that increasing the number of sampling steps further improved the reconstruction quality while maintaining faster computational time than existing methods.

On the basis of these results, our method provides a practical approach for real-image reconstruction. This utility excels in high-computational-cost scenarios, such as video editing, where our method proves to be even more beneficial. Although the proposed approach reduces computational costs and is available to any user, it does not encourage socially inappropriate use.

References

- [1] Jiaming Song, Chenlin Meng, and Stefano Ermon. Denoising diffusion implicit models. In *International Conference on Learning Representations*, 2021. arXiv:2010.02502v4 [cs.LG].
- [2] Prafulla Dhariwal and Alexander Nichol. Diffusion models beat GANs on image synthesis. In M. Ranzato, A. Beygelzimer, Y. Dauphin, P.S. Liang, and J. Wortman Vaughan, editors, *Advances in Neural Information Processing Systems*, volume 34, pages 8780–8794. Curran Associates, Inc., 2021. arXiv:2105.05233v4 [cs.LG].
- [3] Ron Mokady, Amir Hertz, Kfir Aberman, Yael Pritch, and Daniel Cohen-Or. Null-text inversion for editing real images using guided diffusion models. arXiv:2211.09794v1 [cs.CV], 2022. GitHub: <https://null-text-inversion.github.io/>.
- [4] Amir Hertz, Ron Mokady, Jay Tenenbaum, Kfir Aberman, Yael Pritch, and Daniel Cohen-Or. Prompt-to-Prompt image editing with cross attention control. arXiv:2208.01626v1 [cs.CV], 2022.
- [5] Jonathan Ho, Ajay Jain, and Pieter Abbeel. Denoising diffusion probabilistic models. In H. Larochelle, M. Ranzato, R. Hadsell, M.F. Balcan, and H. Lin, editors, *Advances in Neural Information Processing Systems*, volume 33, pages 6840–6851, 2020. arXiv:2006.11239v2 [cs.LG].
- [6] Yang Song and Stefano Ermon. Generative modeling by estimating gradients of the data distribution. In H. Wallach, H. Larochelle, A. Beygelzimer, F. d’Alché-Buc, E. Fox, and R. Garnett, editors, *Advances in Neural Information Processing Systems*, volume 32, 2019. arXiv:1907.05600v3 [cs.LG].
- [7] Yang Song, Jascha Sohl-Dickstein, Diederik P Kingma, Abhishek Kumar, Stefano Ermon, and Ben Poole. Score-based generative modeling through stochastic differential equations. In *International Conference on Learning Representations*, 2021. arXiv:2011.13456v2 [cs.LG].

- [8] Chitwan Saharia, William Chan, Saurabh Saxena, Lala Li, Jay Whang, Emily L. Denton, Kamyar Ghasemipour, Raphael Gontijo Lopes, Burcu Karagol Ayan, Tim Salimans, Jonathan Ho, David J. Fleet, and Mohammad Norouzi. Photorealistic text-to-image diffusion models with deep language understanding. In S. Koyejo, S. Mohamed, A. Agarwal, D. Belgrave, K. Cho, and A. Oh, editors, *Advances in Neural Information Processing Systems*, volume 35, pages 36479–36494. Curran Associates, Inc., 2022. 2205.11487v1 [cs.CV].
- [9] Robin Rombach, Andreas Blattmann, Dominik Lorenz, Patrick Esser, and Björn Ommer. High-resolution image synthesis with latent diffusion models. In *Proceedings of the IEEE/CVF Conference on Computer Vision and Pattern Recognition (CVPR)*, pages 10684–10695, June 2022. arXiv:2112.10752v2 [cs.CV].
- [10] William Harvey, Saeid Naderiparizi, Vaden Masrani, Christian Weillbach, and Frank Wood. Flexible diffusion modeling of long videos. In S. Koyejo, S. Mohamed, A. Agarwal, D. Belgrave, K. Cho, and A. Oh, editors, *Advances in Neural Information Processing Systems*, volume 35, pages 27953–27965. Curran Associates, Inc., 2022. arXiv:2205.11495v3 [cs.CV].
- [11] Jonathan Ho, Tim Salimans, Alexey Gritsenko, William Chan, Mohammad Norouzi, and David J. Fleet. Video diffusion models. In S. Koyejo, S. Mohamed, A. Agarwal, D. Belgrave, K. Cho, and A. Oh, editors, *Advances in Neural Information Processing Systems*, volume 35, pages 8633–8646. Curran Associates, Inc., 2022. arXiv:2204.03458v2 [cs.CV].
- [12] Tobias H  ppe, Arash Mehrjou, Stefan Bauer, Didrik Nielsen, and Andrea Dittadi. Diffusion models for video prediction and infilling. *Transactions on Machine Learning Research*, November 2022. arXiv:2206.07696v3 [cs.CV].
- [13] Andreas Blattmann, Robin Rombach, Huan Ling, Tim Dockhorn, Seung Wook Kim, Sanja Fidler, and Karsten Kreis. Align your latents: High-resolution video synthesis with latent diffusion models. arXiv:2304.08818v1 [cs.CV], 2023.
- [14] Nanxin Chen, Yu Zhang, Heiga Zen, Ron J. Weiss, Mohammad Norouzi, and William Chan. WaveGrad: Estimating gradients for waveform generation. In *International Conference on Learning Representations*, 2021. arXiv:2009.00713v2 [eess.AS].
- [15] Nanxin Chen, Yu Zhang, Heiga Zen, Ron J. Weiss, Mohammad Norouzi, Najim Dehak, and William Chan. WaveGrad 2: Iterative refinement for text-to-speech synthesis. In *Proceedings of Interspeech 2021*, pages 3765–3769, 2021. arXiv:2106.09660v2 [eess.AS].
- [16] Gwanghyun Kim, Taesung Kwon, and Jong Chul Ye. DiffusionCLIP: Text-guided diffusion models for robust image manipulation. In *2022 IEEE/CVF Conference on Computer Vision and Pattern Recognition (CVPR)*, pages 2426–2435, 2022. arXiv:2110.02711v6 [cs.CV].
- [17] Jonathan Ho and Tim Salimans. Classifier-free diffusion guidance. In *NeurIPS 2021 Workshop on Deep Generative Models and Downstream Applications*, 2021. arXiv:2207.12598v1 [cs.LG].
- [18] Bahjat Kawar, Shiran Zada, Oran Lang, Omer Tov, Huiwen Chang, Tali Dekel, Inbar Mosseri, and Michal Irani. Imagic: Text-based real image editing with diffusion models. arXiv:2210.09276v3 [cs.CV], 2022.
- [19] Dani Valevski, Matan Kalman, Yossi Matias, and Yaniv Leviathan. UniTune: Text-driven image editing by fine tuning an image generation model on a single image. arXiv:2210.09477v3 [cs.CV], 2022.
- [20] Zhixing Zhang, Ligong Han, Arnab Ghosh, Dimitris Metaxas, and Jian Ren. SINE: SINGLE image Editing with text-to-image diffusion models. arXiv:2212.04489v1 [cs.CV], 2022.
- [21] Narek Tumanyan, Michal Geyer, Shai Bagon, and Tali Dekel. Plug-and-play diffusion features for text-driven image-to-image translation. arXiv:2211.12572v1 [cs.CV], 2022.
- [22] Rinon Gal, Yuval Alaluf, Yuval Atzmon, Or Patashnik, Amit H. Bermano, Gal Chechik, and Daniel Cohen-Or. An image is worth one word: Personalizing text-to-image generation using textual inversion. arXiv:2208.01618v1 [cs.CV], 2022.
- [23] Nataniel Ruiz, Yanzhen Li, Varun Jampani, Yael Pritch, Michael Rubinstein, and Kfir Aberman. Dream-Booth: Fine tuning text-to-image diffusion models for subject-driven generation. arXiv:2208.12242v2 [cs.CV], 2023.
- [24] Yuxiang Wei, Yabo Zhang, Zhilong Ji, Jinfeng Bai, Lei Zhang, and Wangmeng Zuo. ELITE: Encoding visual concepts into textual embeddings for customized text-to-image generation. arXiv:2302.13848v1 [cs.CV], 2023.
- [25] Rinon Gal, Moab Arar, Yuval Atzmon, Amit H. Bermano, Gal Chechik, and Daniel Cohen-Or. Encoder-based domain tuning for fast personalization of text-to-image models. arXiv:2302.12228v3 [cs.CV], 2023.
- [26] Alec Radford, Jong Wook Kim, Chris Hallacy, Aditya Ramesh, Gabriel Goh, Sandhini Agarwal, Girish Sastry, Amanda Askell, Pamela Mishkin, Jack Clark, Gretchen Clueger, and Ilya Sutskever. Learning transferable visual models from natural language supervision. In *Proceedings of the 38th International Conference on Machine Learning*, volume 139, pages 8748–8763. PMLR, 2021. arXiv:2103.00020v1 [cs.CV].

- [27] Patrick von Platen, Suraj Patil, Anton Lozhkov, Pedro Cuenca, Nathan Lambert, Kashif Rasul, Mishig Davaadorj, and Thomas Wolf. Diffusers: State-of-the-art diffusion models. <https://github.com/huggingface/diffusers>, 2022.
- [28] Adam Paszke, Sam Gross, Francisco Massa, Adam Lerer, James Bradbury, Gregory Chanan, Trevor Killeen, Zeming Lin, Natalia Gimelshein, Luca Antiga, Alban Desmaison, Andreas Kopf, Edward Yang, Zachary DeVito, Martin Raison, Alykhan Tejani, Sasank Chilamkurthy, Benoit Steiner, Lu Fang, Junjie Bai, and Soumith Chintala. PyTorch: An imperative style, high-performance deep learning library. In *Advances in Neural Information Processing Systems 32*, pages 8024–8035. Curran Associates, Inc., 2019. arXiv:1912.01703v1 [cs.LG].
- [29] Tsung-Yi Lin, Michael Maire, Serge Belongie, James Hays, Pietro Perona, Deva Ramanan, Piotr Dollár, and C. Lawrence Zitnick. Microsoft COCO: Common objects in context. In David Fleet, Tomas Pajdla, Bernt Schiele, and Tinne Tuytelaars, editors, *Computer Vision – ECCV 2014*, pages 740–755, Cham, 2014. Springer International Publishing. arXiv:1405.0312v3 [cs.CV].
- [30] Richard Zhang, Phillip Isola, Alexei A. Efros, Eli Shechtman, and Oliver Wang. The unreasonable effectiveness of deep features as a perceptual metric. In *Proceedings of the IEEE Conference on Computer Vision and Pattern Recognition (CVPR)*, June 2018. arXiv:1801.03924v2 [cs.CV].
- [31] Chenlin Meng, Yutong He, Yang Song, Jiaming Song, Jiajun Wu, Jun-Yan Zhu, and Stefano Ermon. SDEdit: Guided image synthesis and editing with stochastic differential equations. In *International Conference on Learning Representations*, 2022. arXiv:2108.01073v2 [cs.CV].

Supplementary Material: Negative-prompt Inversion: Fast Image Inversion for Editing with Text-guided Diffusion Models

A Justifying arguments

A.1 Theoretical consideration

In this appendix, we firstly show that in the non-Markovian forward process of DDIM one can regard that $\mathbf{z}_{1:T}$ are all on a straight line, that is, there exists \mathbf{d} such that $\mathbf{z}_t = \sqrt{\alpha_t}\mathbf{z}_0 + \sqrt{1 - \alpha_t}\mathbf{d}$ for every $t = 1, \dots, T$. On the basis of this observation, we next show a detailed derivation of the proposed method. An issue of conditioning on \mathbf{z}_0 will be discussed at the end of this section.

In the formulation of DDIM, [1] considers a family of non-Markovian forward processes indexed by $\sigma \in \mathbb{R}_{\geq 0}^T$, defined as

$$q_\sigma(\mathbf{z}_{1:T} \mid \mathbf{z}_0) := q_\sigma(\mathbf{z}_T \mid \mathbf{z}_0) \prod_{t=2}^T q_\sigma(\mathbf{z}_{t-1} \mid \mathbf{z}_t, \mathbf{z}_0), \quad (7)$$

$$q_\sigma(\mathbf{z}_T \mid \mathbf{z}_0) := \mathcal{N}(\sqrt{\alpha_T}\mathbf{z}_0, (1 - \alpha_T)\mathbf{I}), \quad (8)$$

$$q_\sigma(\mathbf{z}_{t-1} \mid \mathbf{z}_t, \mathbf{z}_0) := \mathcal{N}\left(\sqrt{\alpha_{t-1}}\mathbf{z}_0 + \sqrt{1 - \alpha_{t-1} - \sigma_t^2} \frac{\mathbf{z}_t - \sqrt{\alpha_t}\mathbf{z}_0}{\sqrt{1 - \alpha_t}}, \sigma_t^2 \mathbf{I}\right), \quad \forall t > 1. \quad (9)$$

With the above forward process one has

$$q_\sigma(\mathbf{z}_t \mid \mathbf{z}_0) = \mathcal{N}(\sqrt{\alpha_t}\mathbf{z}_0, (1 - \alpha_t)\mathbf{I}) \quad (10)$$

for all $t = 1, \dots, T$. The forward process in DDIM is obtained from the above family via taking the deterministic limit $\sigma \rightarrow \mathbf{0}$.

Let $\mathbf{d}_t := (\mathbf{z}_t - \sqrt{\alpha_t}\mathbf{z}_0)/\sqrt{1 - \alpha_t}$ be the normalized noise component in \mathbf{z}_t relative to $\sqrt{\alpha_t}\mathbf{z}_0$. We study the joint distribution of $\mathbf{d}_{1:T}$ conditional on \mathbf{z}_0 , induced by the above non-Markovian forward process. One has

$$q_\sigma(\mathbf{d}_T \mid \mathbf{z}_0) = \mathcal{N}(\mathbf{0}, \mathbf{I}), \quad (11)$$

$$q_\sigma(\mathbf{d}_{t-1} \mid \mathbf{d}_t, \mathbf{z}_0) = \mathcal{N}\left(\sqrt{1 - \frac{\sigma_t^2}{1 - \alpha_{t-1}}}\mathbf{d}_t, \frac{\sigma_t^2}{1 - \alpha_{t-1}}\mathbf{I}\right), \quad \forall t > 1, \quad (12)$$

and hence

$$q_\sigma(\mathbf{d}_t \mid \mathbf{z}_0) = \mathcal{N}(\mathbf{0}, \mathbf{I}) \quad (13)$$

for all $t = 1, \dots, T$. Conditional on \mathbf{z}_0 , $\mathbf{d}_{1:T}$ are jointly Gaussian with mean zero.

Proposition 1. *Given \mathbf{z}_0 , let $\mathbf{z}_{1:T}$ be generated from \mathbf{z}_0 via the forward process of DDIM, and let $\mathbf{d}_{1:T}$ be defined via $\mathbf{d}_t = (\mathbf{z}_t - \sqrt{\alpha_t}\mathbf{z}_0)/\sqrt{1 - \alpha_t}$. Then, for any $m = 0, 1, \dots, T - 1$ and any $t = m + 1, \dots, T$, one has, conditional on \mathbf{z}_0 ,*

$$\lim_{\sigma \rightarrow \mathbf{0}} (\mathbf{d}_{t-m} - \mathbf{d}_t) = \mathbf{0}, \quad (14)$$

where the convergence is in the mean-square sense.

Proof. For any $m = 0, 1, \dots, T - 1$ and any $t = m + 1, \dots, T$, the cross-covariance between \mathbf{d}_{t-m} and \mathbf{d}_m conditional on \mathbf{z}_0 is given by

$$\text{Cov}(\mathbf{d}_{t-m}, \mathbf{d}_t \mid \mathbf{z}_0) = \prod_{i=0}^{m-1} \left(1 - \frac{\sigma_{t-i}^2}{1 - \alpha_{t-i-1}}\right)^{1/2} \mathbf{I}. \quad (15)$$

One then has, in the deterministic limit $\sigma \rightarrow 0$,

$$\begin{aligned}\mathbb{E}(\|\mathbf{d}_{t-m} - \mathbf{d}_t\|_2^2 \mid \mathbf{z}_0) &= \mathbb{E}(\|\mathbf{d}_{t-m}\|_2^2 \mid \mathbf{z}_0) + \mathbb{E}(\|\mathbf{d}_t\|_2^2 \mid \mathbf{z}_0) - 2 \operatorname{tr} \operatorname{Cov}(\mathbf{d}_{t-m}, \mathbf{d}_t \mid \mathbf{z}_0) \\ &= 2D \left\{ 1 - \prod_{i=0}^{m-1} \left(1 - \frac{\sigma_{t-i}^2}{1 - \alpha_{t-i-1}} \right)^{1/2} \right\} \rightarrow 0,\end{aligned}\quad (16)$$

where D is the dimension of \mathbf{z}_t . This proves that, in the deterministic limit $\sigma \rightarrow 0$ of DDIM, $\mathbf{d}_{t-m} - \mathbf{d}_t$ converges to $\mathbf{0}$ in the mean-square sense. \square

In other words, in DDIM one can regard that, given \mathbf{z}_0 , $\mathbf{d}_t = (\mathbf{z}_t - \sqrt{\alpha_t} \mathbf{z}_0) / \sqrt{1 - \alpha_t}$ is independent of t , and that $\mathbf{z}_{1:T}$ are all aligned along the straight line connecting \mathbf{z}_0 and \mathbf{z}_T .

Assuming that \mathbf{z}_t is available, the model $\epsilon_\theta(\mathbf{z}_t, t)$ attempts to estimate \mathbf{d}_t from \mathbf{z}_t , which in turn yields an estimate $f_\theta^{(t)}(\mathbf{z}_t) := (\mathbf{z}_t - \sqrt{1 - \alpha_t} \epsilon_\theta(\mathbf{z}_t, t)) / \sqrt{\alpha_t}$ of \mathbf{z}_0 , and then one can use it to estimate \mathbf{z}_{t-1} by plugging it into $q_\sigma(\mathbf{z}_{t-1} \mid \mathbf{z}_t, \mathbf{z}_0)$. Specifically, \mathbf{z}_{t-1} is estimated via

$$\begin{aligned}\mathbf{z}_{t-1} &= \sqrt{\alpha_{t-1}} \mathbf{z}_0 + \sqrt{1 - \alpha_{t-1} - \sigma_t^2} \frac{\mathbf{z}_t - \sqrt{\alpha_t} \mathbf{z}_0}{\sqrt{1 - \alpha_t}} + \sigma_t \mathbf{n}_t \\ &\approx \sqrt{\alpha_{t-1}} \left(\frac{\mathbf{z}_t - \sqrt{1 - \alpha_t} \epsilon_\theta(\mathbf{z}_t, t)}{\sqrt{\alpha_t}} \right) + \sqrt{1 - \alpha_{t-1} - \sigma_t^2} \epsilon_\theta(\mathbf{z}_t, t) + \sigma_t \mathbf{n}_t \\ &= \sqrt{\frac{\alpha_{t-1}}{\alpha_t}} \mathbf{z}_t + \sqrt{\alpha_{t-1}} \left(\sqrt{\frac{1 - \alpha_{t-1} - \sigma_t^2}{\alpha_{t-1}}} - \sqrt{\frac{1 - \alpha_t}{\alpha_t}} \right) \epsilon_\theta(\mathbf{z}_t, t) + \sigma_t \mathbf{n}_t,\end{aligned}\quad (17)$$

where $\mathbf{n}_t \sim \mathcal{N}(\mathbf{0}, \mathbf{I})$ is a standard Gaussian random noise vector independent of \mathbf{z}_0 . In the generative process of DDIM the noise variances σ_t are sent to zero, so that the above formula is reduced to

$$\mathbf{z}_{t-1} \approx \sqrt{\frac{\alpha_{t-1}}{\alpha_t}} \mathbf{z}_t + \sqrt{\alpha_{t-1}} \left(\sqrt{\frac{1}{\alpha_{t-1}}} - 1 - \sqrt{\frac{1}{\alpha_t}} - 1 \right) \epsilon_\theta(\mathbf{z}_t, t), \quad (18)$$

which corresponds to (2) in the main text. As $\epsilon_\theta(\mathbf{z}_t, t)$ is expected to approximate \mathbf{d}_t via training, in the deterministic limit one can expect $\epsilon_\theta(\mathbf{z}_t, t) = \epsilon_\theta(\mathbf{z}_{t-1}, t-1)$ to hold once the training has been done successfully.

We next show a derivation of the formula (3) in the main text for DDIM inversion. The joint distribution of \mathbf{d}_{t-1} and \mathbf{d}_t conditional on \mathbf{z}_0 is a zero-mean Gaussian distribution with covariance matrix Σ given by

$$\Sigma = \begin{pmatrix} 1 & \sqrt{1 - \frac{\sigma_t^2}{1 - \alpha_{t-1}}} \\ \sqrt{1 - \frac{\sigma_t^2}{1 - \alpha_{t-1}}} & 1 \end{pmatrix} \otimes \mathbf{I}, \quad (19)$$

where \otimes denotes the Kronecker product. It immediately follows that the distribution of \mathbf{d}_t conditional on \mathbf{d}_{t-1} and \mathbf{z}_0 is given by

$$q_\sigma(\mathbf{d}_t \mid \mathbf{d}_{t-1}, \mathbf{z}_0) = \mathcal{N} \left(\sqrt{1 - \frac{\sigma_t^2}{1 - \alpha_{t-1}}} \mathbf{d}_{t-1}, \frac{\sigma_t^2}{1 - \alpha_{t-1}} \mathbf{I} \right), \quad \forall t > 1. \quad (20)$$

It can be translated into the distribution of \mathbf{z}_t conditional on \mathbf{z}_{t-1} and \mathbf{z}_0 , as

$$q_\sigma(\mathbf{z}_t \mid \mathbf{z}_{t-1}, \mathbf{z}_0) = \mathcal{N} \left(\sqrt{\alpha_t} \mathbf{z}_0 + \sqrt{1 - \alpha_t + \sigma_t^2} \frac{\mathbf{z}_{t-1} - \sqrt{\alpha_{t-1}} \mathbf{z}_0}{\sqrt{1 - \alpha_{t-1}}}, \sigma_t^2 \mathbf{I} \right) \quad (21)$$

As above, assuming that \mathbf{z}_{t-1} is available, $\epsilon_\theta(\mathbf{z}_{t-1}, t-1)$ provides an estimate of \mathbf{d}_{t-1} using \mathbf{z}_{t-1} , which in turn yields an estimate $(\mathbf{z}_{t-1} - \sqrt{1 - \alpha_{t-1}} \epsilon_\theta(\mathbf{z}_{t-1}, t-1)) / \sqrt{\alpha_{t-1}}$ of \mathbf{z}_0 . One can then use it to estimate \mathbf{z}_t by plugging it into $q_\sigma(\mathbf{z}_t \mid \mathbf{z}_{t-1}, \mathbf{z}_0)$, as

$$\begin{aligned}\mathbf{z}_t &= \sqrt{\alpha_t} \mathbf{z}_0 + \sqrt{1 - \alpha_t + \sigma_t^2} \frac{\mathbf{z}_{t-1} - \sqrt{\alpha_{t-1}} \mathbf{z}_0}{\sqrt{1 - \alpha_{t-1}}} + \sigma_t \tilde{\mathbf{n}}_t \\ &\approx \sqrt{\alpha_t} \left(\frac{\mathbf{z}_{t-1} - \sqrt{1 - \alpha_{t-1}} \epsilon_\theta(\mathbf{z}_{t-1}, t-1)}{\sqrt{\alpha_{t-1}}} \right) + \sqrt{1 - \alpha_t + \sigma_t^2} \epsilon_\theta(\mathbf{z}_{t-1}, t-1) + \sigma_t \tilde{\mathbf{n}}_t \\ &= \sqrt{\frac{\alpha_t}{\alpha_{t-1}}} \mathbf{z}_{t-1} + \sqrt{\alpha_t} \left(\sqrt{\frac{1 - \alpha_t + \sigma_t^2}{\alpha_t}} - \sqrt{\frac{1 - \alpha_{t-1}}{\alpha_{t-1}}} \right) \epsilon_\theta(\mathbf{z}_{t-1}, t-1) + \sigma_t \tilde{\mathbf{n}}_t,\end{aligned}\quad (22)$$

where $\tilde{\mathbf{n}} \sim \mathcal{N}(\mathbf{0}, \mathbf{I})$ is a standard Gaussian noise vector. In the deterministic limit $\sigma \rightarrow \mathbf{0}$, the above formula is reduced to

$$\mathbf{z}_t \approx \sqrt{\frac{\alpha_t}{\alpha_{t-1}}} \mathbf{z}_{t-1} + \sqrt{\alpha_t} \left(\sqrt{\frac{1}{\alpha_t} - 1} - \sqrt{\frac{1}{\alpha_{t-1}} - 1} \right) \epsilon_\theta(\mathbf{z}_{t-1}, t-1), \quad \forall t > 1, \quad (23)$$

which corresponds to the formula (3) for DDIM inversion. It should be noted that in deriving (23) we have not assumed that the diffusion steps are small enough.

In what follows, we provide a justifying argument for the proposed method, via extending the argument so far by incorporating conditioning into the model. It is straightforward to incorporate conditioning in the DDIM inversion formula (23) and the DDIM sampling formula (18), by replacing the model $\epsilon_\theta(\mathbf{z}_t, t)$ without conditioning with the conditional model $\epsilon_\theta(\mathbf{z}_t, t, C)$, where C is the prompt embedding. In various applications, on the other hand, the reverse process using the DDIM sampling formula (3) is often combined with CFG to strengthen the effects of the conditioning, where the conditional model $\epsilon_\theta(\mathbf{z}_t, t, C)$ is further replaced with

$$\tilde{\epsilon}_\theta(\mathbf{z}_t, t, C, \varnothing) = \epsilon_\theta(\mathbf{z}_t, t, \varnothing) + w (\epsilon_\theta(\mathbf{z}_t, t, C) - \epsilon_\theta(\mathbf{z}_t, t, \varnothing)), \quad (24)$$

where $w \geq 0$ is the guidance scale, which controls the strength of the conditioning, and where \varnothing is the null-text embedding.

The first step of null-text inversion is to obtain \mathbf{z}_t^* for $t = 1, \dots, T$ by initializing $\mathbf{z}_0^* = \mathbf{z}_0$ and successively applying the forward process derived as the DDIM inversion formula:

$$\mathbf{z}_t^* = \sqrt{\frac{\alpha_t}{\alpha_{t-1}}} \mathbf{z}_{t-1}^* + \sqrt{\alpha_t} \left(\sqrt{\frac{1}{\alpha_t} - 1} - \sqrt{\frac{1}{\alpha_{t-1}} - 1} \right) \epsilon_\theta(\mathbf{z}_{t-1}^*, t-1, C), \quad (25)$$

where the model $\epsilon_\theta(\mathbf{z}_{t-1}, t-1)$ in (23) without conditioning has been replaced with the conditional model $\epsilon_\theta(\mathbf{z}_{t-1}^*, t-1, C)$.

Next, starting from $\bar{\mathbf{z}}_T = \mathbf{z}_T^*$, we calculate the reverse diffusion process to obtain $\bar{\mathbf{z}}_t$ in the backward direction, while optimizing the null-text embedding \varnothing_t at each diffusion step so that $\bar{\mathbf{z}}_t$ well reproduces \mathbf{z}_t^* . More specifically, for $t = T, T-1, \dots, 1$, $\bar{\mathbf{z}}_{t-1}$ is calculated via combining the DDIM sampling (18) and CFG (24) as

$$\bar{\mathbf{z}}_{t-1} = \sqrt{\frac{\alpha_{t-1}}{\alpha_t}} \bar{\mathbf{z}}_t + \sqrt{\alpha_{t-1}} \left(\sqrt{\frac{1}{\alpha_{t-1}} - 1} - \sqrt{\frac{1}{\alpha_t} - 1} \right) \tilde{\epsilon}_\theta(\bar{\mathbf{z}}_t, t, C, \varnothing_t). \quad (26)$$

The null-text embedding \varnothing_t is optimized to minimize the MSE between \mathbf{z}_{t-1}^* and $\bar{\mathbf{z}}_{t-1}$ as

$$\min_{\varnothing_t} \|\mathbf{z}_{t-1}^* - \bar{\mathbf{z}}_{t-1}\|_2^2, \quad (27)$$

where $\bar{\mathbf{z}}_{t-1}$ is dependent on \varnothing_t via (26). The following proposition shows that the choice $\varnothing_t = C$ does minimize the MSE between \mathbf{z}_{t-1}^* and $\bar{\mathbf{z}}_{t-1}$ under an ideal situation.

Proposition 2. Assume that the guidance scale w in CFG is not equal to 1. For any $t = 1, \dots, T$, if the model $\epsilon(\mathbf{z}_t, t, C)$ is able to correctly predict the noise and if $\mathbf{z}_t^* = \bar{\mathbf{z}}_t$ holds true, then the difference between \mathbf{z}_{t-1}^* and $\bar{\mathbf{z}}_{t-1}$ in null-text inversion is made equal to zero if and only if $\epsilon_\theta(\bar{\mathbf{z}}_t, t, \varnothing_t)$ is equal to $\epsilon_\theta(\bar{\mathbf{z}}_t, t, C)$.

Proof. The difference between \mathbf{z}_{t-1}^* and $\bar{\mathbf{z}}_{t-1}$ is expressed as

$$\begin{aligned} \mathbf{z}_{t-1}^* - \bar{\mathbf{z}}_{t-1} &= \mathbf{z}_{t-1}^* - \sqrt{\frac{\alpha_{t-1}}{\alpha_t}} \bar{\mathbf{z}}_t - \sqrt{\alpha_{t-1}} \left(\sqrt{\frac{1}{\alpha_{t-1}} - 1} - \sqrt{\frac{1}{\alpha_t} - 1} \right) \tilde{\epsilon}_\theta(\bar{\mathbf{z}}_t, t, C, \varnothing_t) \\ &= \mathbf{z}_{t-1}^* - \sqrt{\frac{\alpha_{t-1}}{\alpha_t}} \mathbf{z}_t^* - \sqrt{\alpha_{t-1}} \left(\sqrt{\frac{1}{\alpha_{t-1}} - 1} - \sqrt{\frac{1}{\alpha_t} - 1} \right) \tilde{\epsilon}_\theta(\bar{\mathbf{z}}_t, t, C, \varnothing_t) \\ &= \sqrt{\alpha_{t-1}} \left(\sqrt{\frac{1}{\alpha_{t-1}} - 1} - \sqrt{\frac{1}{\alpha_t} - 1} \right) (\epsilon_\theta(\mathbf{z}_{t-1}^*, t-1, C) - \tilde{\epsilon}_\theta(\bar{\mathbf{z}}_t, t, C, \varnothing_t)). \end{aligned} \quad (28)$$

In the second line of the above equation we used the assumption $z_t^* = \bar{z}_t$, and in the third line we substituted (25) into z_t^* above.

As described above, the model $\epsilon_\theta(z_t, t, C)$ attempts to estimate noise d_t from z_t , and the assumption that the model correctly predicts the noise, together with Proposition 1, implies that $\epsilon_\theta(z_t^*, t, C) = \epsilon_\theta(z_{t-1}^*, t-1, C)$ should hold. One therefore has

$$\begin{aligned}\epsilon_\theta(z_{t-1}^*, t-1, C) - \tilde{\epsilon}_\theta(\bar{z}_t, t, C, \emptyset_t) &= \epsilon_\theta(z_t^*, t, C) - \tilde{\epsilon}_\theta(\bar{z}_t, t, C, \emptyset_t) \\ &= \epsilon_\theta(\bar{z}_t, t, C) - \tilde{\epsilon}_\theta(\bar{z}_t, t, C, \emptyset_t) \\ &= (1-w)(\epsilon_\theta(\bar{z}_t, t, C) - \epsilon_\theta(\bar{z}_t, t, \emptyset_t)).\end{aligned}\quad (29)$$

As we have assumed $w \neq 1$, $z_{t-1}^* - \bar{z}_{t-1}$ is proportional to $\epsilon_\theta(\bar{z}_t, t, C) - \epsilon_\theta(\bar{z}_t, t, \emptyset_t)$, and it is made equal to zero if and only if $\epsilon_\theta(\bar{z}_t, t, C)$ and $\epsilon_\theta(\bar{z}_t, t, \emptyset_t)$ are equal. \square

Since we initialize $\bar{z}_T = z_T^*$ at diffusion step T , recursive application of Proposition 2 shows, under the ideal situation that the model has learned perfectly, that one will have $\bar{z}_t = z_t^*$ for all t via letting $\emptyset_t = C$. In other words, one can regard that null-text inversion optimizes the unconditional prediction to approach the conditional prediction at each diffusion step.

The argument presented so far is based on conditioning on sample z_0 , which is not justifiable in the actual process of DDIM sampling where there exists more than one sample and where the model does not look at z_0 . We thus extend the above argument via assuming z_0 to be generated according to a certain probability distribution $p(z_0)$. More concretely, we assume $z_0 \sim p(z_0)$ and $d \sim \mathcal{N}(\mathbf{0}, I)$, which induces the diffusion path $z_t = \sqrt{\alpha_t}z_0 + \sqrt{1-\alpha_t}d$, $t \in \{0, \dots, T\}$, in DDIM according to the above discussion. Consequently, at position z and at timestep t , the noise $\epsilon(z, t)$ to be learned by the model $\epsilon_\theta(z, t)$ is not determined by a single sample z_0 but given by the posterior mean of $d = (z - \sqrt{\alpha_t}z_0)/\sqrt{1-\alpha_t}$ with respect to the posterior distribution of z_0 given z , which is obtained from the prior distributions $z_0 \sim p(z_0)$ and $d \sim \mathcal{N}(\mathbf{0}, I)$, as well as the likelihood $p(z | z_0, d) = \delta(z - \sqrt{\alpha_t}z_0 - \sqrt{1-\alpha_t}d)$.

Proposition 3. Assume $z_0 \sim p(z_0)$ and $d \sim \mathcal{N}(\mathbf{0}, I)$. Then the noise $\epsilon(z, t)$ in DDIM at position z and at timestep t , which is to be learned by the model $\epsilon_\theta(z, t)$, is given by

$$\epsilon(z, t) = \frac{\left\langle \frac{z - \sqrt{\alpha_t}z_0}{\sqrt{1-\alpha_t}} p_G\left(\frac{z - \sqrt{\alpha_t}z_0}{\sqrt{1-\alpha_t}}\right) \right\rangle_{z_0}}{\left\langle p_G\left(\frac{z - \sqrt{\alpha_t}z_0}{\sqrt{1-\alpha_t}}\right) \right\rangle_{z_0}}, \quad (30)$$

where

$$p_G(d) = \frac{1}{(2\pi)^{D/2}} e^{-\|d\|_2^2/2} \quad (31)$$

denotes the probability density function of the D -dimensional standard Gaussian distribution, and where $\langle \cdot \rangle_{z_0}$ denotes expectation with respect to $z_0 \sim p(z_0)$.

Proof. The joint distribution of z_0 and z is given by

$$\begin{aligned}p(z_0, z) &= \int p(z | z_0, d) p(z_0) p_G(d) dd \\ &= \int \delta(z - \sqrt{\alpha_t}z_0 - \sqrt{1-\alpha_t}d) p(z_0) p_G(d) dd \\ &= p_G\left(\frac{z - \sqrt{\alpha_t}z_0}{\sqrt{1-\alpha_t}}\right) p(z_0),\end{aligned}\quad (32)$$

from which the posterior distribution of z_0 given z is obtained as

$$p(z_0 | z) = \frac{p_G\left(\frac{z - \sqrt{\alpha_t}z_0}{\sqrt{1-\alpha_t}}\right) p(z_0)}{\left\langle p_G\left(\frac{z - \sqrt{\alpha_t}z_0}{\sqrt{1-\alpha_t}}\right) \right\rangle_{z_0}} \quad (33)$$

The noise $\epsilon(z, t)$ at z and t , to be learned by the model, is given by the posterior mean of $d = (z - \sqrt{\alpha_t}z_0)/\sqrt{1-\alpha_t}$, which is represented as (30), proving the proposition. \square

Despite its complex appearance, one can see that $\epsilon(z, t)$ in (30) is continuous in z and α_t when $\alpha_t \in (0, 1)$. This continuity implies that when α_t and α_{t-1} are close enough one can expect $z_t^* \approx z_{t-1}^*$ and consequently $\epsilon(z_t^*, t) \approx \epsilon(z_{t-1}^*, t-1)$ to hold.

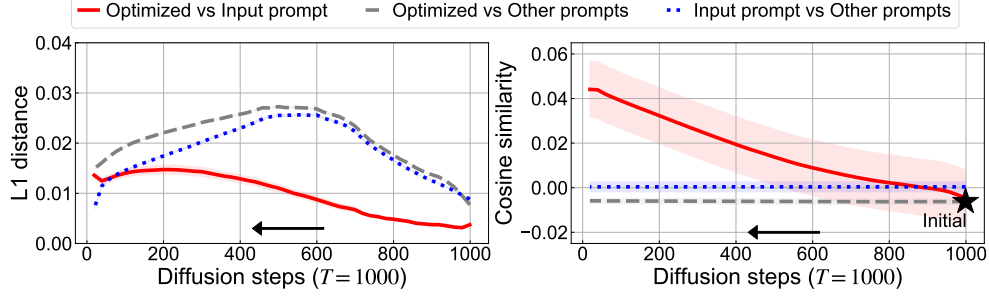


Figure 7: **Similarity between the optimized null-text and the input prompt.** (Left) The mean L_1 distance between predicted noises using the optimized null-text embedding and the input prompt. (Right) The mean similarity between the optimized null-text embedding and the input prompt. The **solid red line** shows the similarity between the optimized null-text and the input prompt. The **dashed line** shows the similarity between the optimized null-text and the other prompts. The **dotted blue line** shows the similarity between the input prompt and the other prompts. **Initial** represents the starting point of optimization, and optimization is performed in the order indicated by the direction of the arrow in 50 sampling steps. Shaded regions indicate 95% confidence intervals.

A.2 Empirical evaluations

The assumption of perfect learning of the model adopted in Proposition 2 in the previous section is certainly too strong to be applied to practical situations. We have already discussed the issue of conditioning on z_0 in the previous section. Another reason is that it is almost always the case that the model learns only approximately. Accordingly, what one can expect in practice would be that $\tilde{z}_t = z_t^*$ holds only approximately, which would then make the validity of the optimality of $\varnothing_t = C$ in null-text inversion rather questionable. In this section, we investigate empirically how good the prompt-text embedding C is compared with the optimized null-text embedding \varnothing_t , in terms of the noise prediction by the model, as well as their representation in the embedding space. In the experiments in this section, we used the same 100 image-prompt pairs from the COCO dataset as those used in the experiments in the main text.

We first investigated how close the noise prediction $\epsilon_\theta(z_t, t, \varnothing_t)$ using the optimized null-text embedding \varnothing_t and the prediction $\epsilon_\theta(z_t, t, C)$ using the prompt embedding C are. More specifically, we performed null-text inversion, starting from z_T^* obtained via DDIM inversion using the embedding C , and with the resulting sequences $(\tilde{z}_t)_{t \in \{1, \dots, T\}}$ and $(\varnothing_t)_{t \in \{1, \dots, T\}}$ we evaluated the L_1 distance between $\epsilon_\theta(\tilde{z}_t, t, \varnothing_t)$ and $\epsilon_\theta(\tilde{z}_t, t, C)$. For comparison, we also calculated the L_1 distance between $\epsilon_\theta(\tilde{z}_t, t, \varnothing_t)$ and the noise prediction $\epsilon_\theta(\tilde{z}_t, t, C')$ obtained using the embeddings C' of the prompts associated with images other than the target image, as well as the L_1 distance between $\epsilon_\theta(\tilde{z}_t, t, C)$ and $\epsilon_\theta(\tilde{z}_t, t, C')$. Figure 7 left shows the mean L_1 distance of the predicted noises. The predicted noises using the optimized embeddings $(\varnothing_t)_{t \in \{1, \dots, T\}}$ were closer to those using C than those using C' , with a smaller distance than the distance between the predicted noise using C and that using C' . One observes that the distance between the noise predictions using \varnothing_t and C became larger as t became smaller, which would be ascribed to the accumulation of optimization errors. One can also notice that the distance between the noise predictions using $(\varnothing_t)_{t \in \{1, \dots, T\}}$ and C were larger than that between those using C and C' near $t = 0$. Noise predictions near $t = 0$, however, would have almost no impact on generated samples since they are added at very small scales. The results suggest that the predicted noise $\epsilon_\theta(\tilde{z}_t, t, \varnothing_t)$ using the optimized embedding \varnothing_t in null-text inversion can be well approximated by the noise prediction $\epsilon_\theta(\tilde{z}_t, t, C)$ using the embedding C of the input prompt in (6).

We next calculated the cosine similarity in the 768-dimensional embedding space between the embeddings C for 100 prompts and optimized embeddings $(\varnothing_t)_{t \in \{1, \dots, T\}}$ for each image. For each embedding sequence we took its average along the length of the sequence, and we centered the resulting average 768-dimensional prompt embeddings by subtracting the mean of 25,014 prompt embeddings, which are all the prompts included in the COCO validation dataset, and took a mean of embeddings over all tokens included in each prompt as the prompt embedding. Figure 7 right shows the mean cosine similarity. As t became smaller, the similarity between the optimized null-text

embedding (\emptyset_t) and the embedding C of the given prompt became positive, whereas the similarity between (\emptyset_t) and embeddings C' of the prompts for images other than the target image, as well as that between C and C' , remained around zero. (We postulate that the small negative values of the similarity between C and C' throughout the entire range of t are due to the bias induced from the centering.) This suggests that, although the implicit “meaning” represented by the optimized null-text embedding was almost orthogonal to the “meanings” of those of randomly-chosen prompts, it was closer to the “meaning” represented by the input prompt embedding C in the region distant from $t = T$, as can be observed by the larger values of similarity between the optimized null-text embedding and the embedding of the input prompt (Optimized vs Input prompt). In the region distant from $t = T$, except the region near $t = 0$, the model is thought to generate detailed information about the image, which should be crucial in obtaining a high-quality reconstruction, so that the higher values of similarity in this region would suggest that embeddings that would be good in the sense of yielding a good reconstruction are closer to the embedding C of the target prompt. In the large- t region, on the other hand, the optimized null-text embedding (\emptyset_t) had small similarity with the embedding C of the given prompt, which can be ascribed to the fact that the null-text optimization is initialized with the same null-text embedding \emptyset , and is performed from $t = T$ down to $t = 1$. Note that, in the large- t region, the similarity values were around zero because early stopping in optimizing \emptyset_t was effective and optimization barely progressed.

From these results, we can say that the optimized embedding \emptyset_t becomes semantically similar to the input prompt embedding C as the optimization progresses. Therefore, it has been confirmed that our inversion method approximates null-text inversion.

B Implementation details

In our experiments, for the null-text inversion, we used the same settings at 50 sampling steps as those in the implementation available on the GitHub page of [3]. Optimization was performed with the Adam optimizer, and the learning rate was set to reach 5×10^{-3} at the last sampling step, changing linearly by the factor of 10^{-4} with the number of sampling steps. We further employed early stopping, and the threshold for early stopping was increased linearly in the number of sampling steps from 10^{-5} by the factor of 2×10^{-5} . We observed that when scheduling the learning rate and threshold with a function of diffusion steps, the reconstruction quality was getting worse. See our code included in SM for details for more detailed implementation settings of our experiments.

C Additional experimental results

C.1 Comparison of reconstructed images

Figure 8 shows additional images reconstructed by the three methods compared. All the results show that DDIM inversion produced reconstructions that were not similar to the input images, while null-text inversion almost perfectly reconstructed the input images, and that our method also yielded results which were close to the reconstructions by null-text inversion.

C.2 Comparison of edited images using prompt-of-prompt

Figure 9 shows additional images edited by prompt-to-prompt. As can be seen, DDIM inversion failed to perform editing while maintaining the details of the original images. On the other hand, null-text inversion and the proposed method are both capable of editing while maintaining details of the original images, including object replacement and style changes.

C.3 Comparison of edited images using SDEdit

We demonstrate the advantage of the proposed method that it can be combined with various editing methods. For this purpose, we performed editing experiments by combining the proposal with another editing method, SDEdit [31]. In SDEdit, a certain ratio t_0 is used as a hyperparameter to add noise to the sample z_0 , and the latent variable z_t at the diffusion step $t = t_0 \cdot T$ is obtained, which is then reconstructed by tracing the inverse diffusion process. For image editing, z_0 is obtained from the original image and an edited prompt is used during the inverse diffusion process calculation. We set

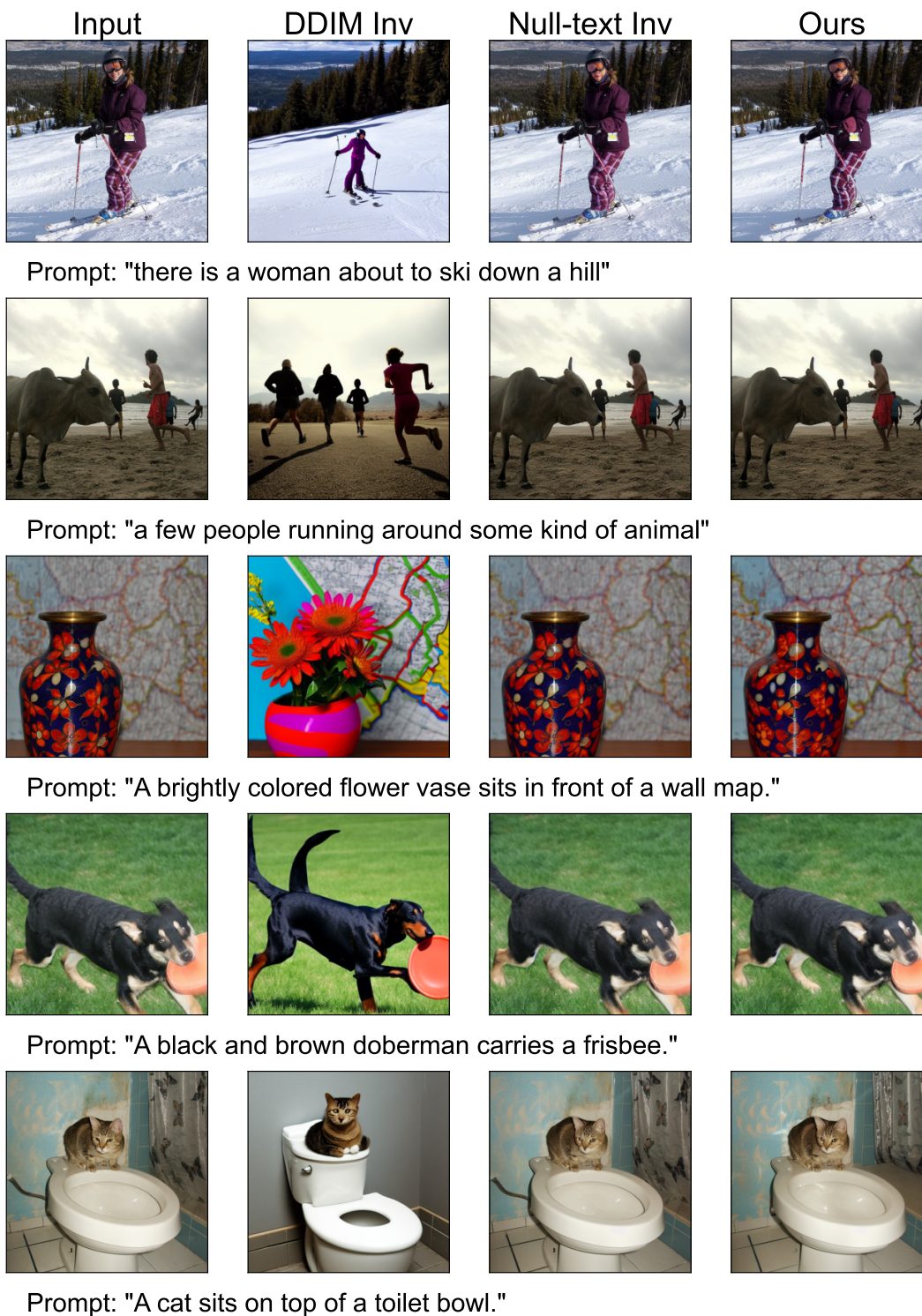


Figure 8: Additional results of reconstructed images by the three methods.

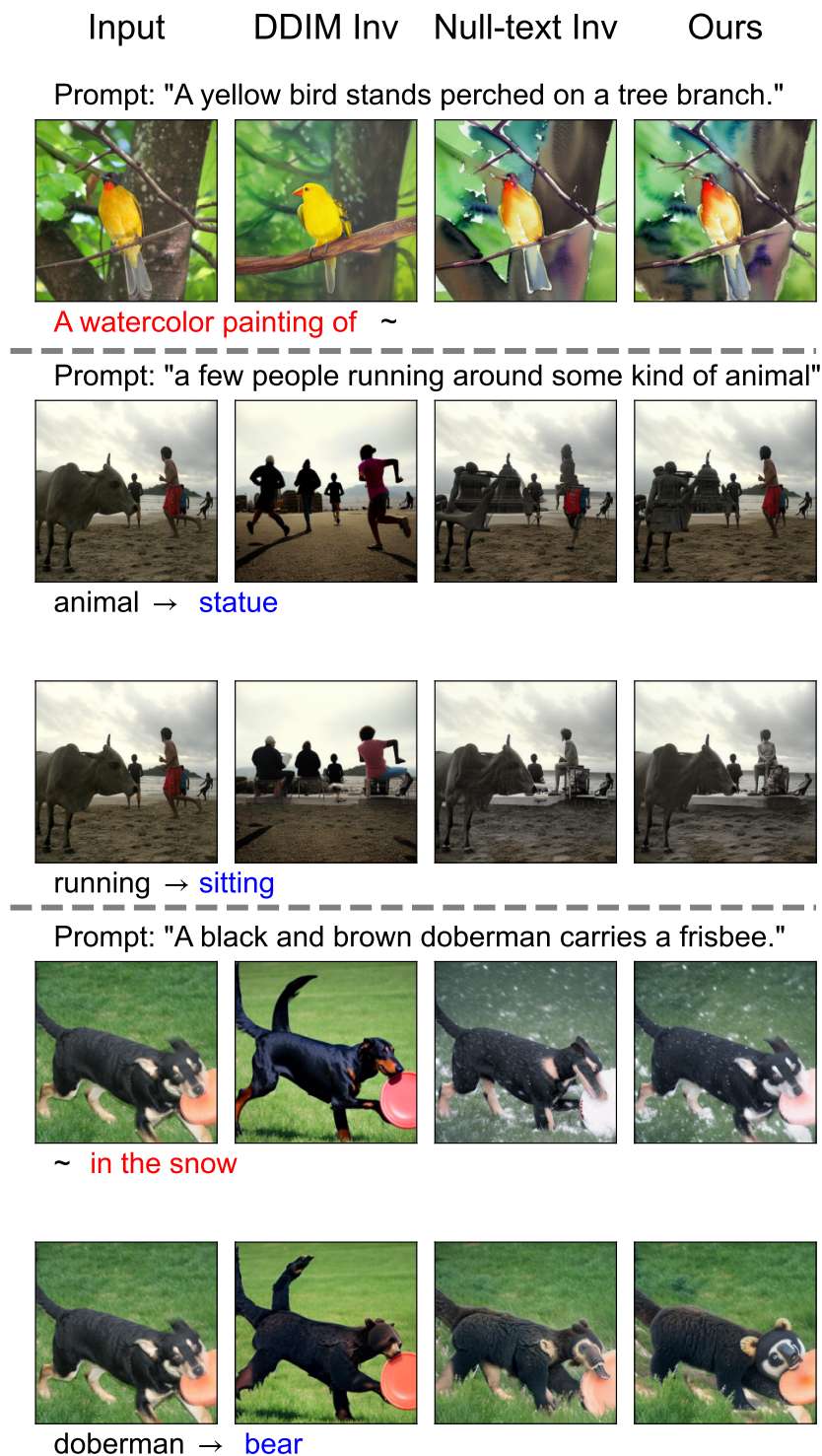


Figure 9: Additional results of edited images by prompt-to-prompt combined with the three methods.

the noisy sample z_t calculated by DDIM inversion for null-text inversion and our negative-prompt inversion since they assume starting the sampling from z_T calculated by DDIM inversion.

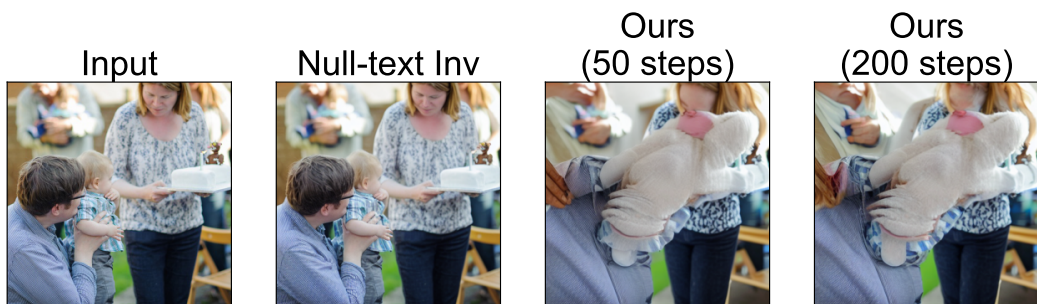
Figure 10 shows images edited by SDEdit. As can be observed, SDEdit could not reconstruct the input images, while negative-prompt inversion and the proposed method were able to reconstruct details of the input images and appropriately edit them as specified by the prompts.

C.4 Additional failure cases

Figure 11 shows additional failure cases of our method. In all the cases shown, our method failed to reconstruct the images in 50 sampling steps, whereas null-text inversion successfully reconstructed them. The first two rows show failures due to the disappearance of people, where the objects were either reconstructed as non-human or as different persons. The third and fourth rows show failures due to the color gradient being reconstructed as separate objects, such as a single duck being reconstructed as scattered pieces, and a tree trunk being reconstructed as a different object. The last row shows a failure due to the disappearance of a tiny object, where one of the ski poles was missing. In the duck example, the reconstruction quality improved by increasing the number of sampling steps.



Figure 10: Additional results of edited images by SDEdit combined with null-text inversion or the proposed method.



Prompt: "A baby who is being held by a man."



Prompt: "an image of a woman about to eat a slice of cake"



Prompt: "The young ducks are following their mother down the sunny sidewalk.."



Prompt: "The four giraffes are standing next to a tree."



Prompt: "a person riding skis on a snowy slope"

Figure 11: Additional failure cases of our method.