

Solving Infinite-State Games via Acceleration

RAYNA DIMITROVA and PHILIPPE HEIM

Two-player graph games have found numerous applications, most notably in the synthesis of reactive systems from temporal specifications, but also in verification. The relevance of infinite-state systems in these areas has led to significant attention towards developing techniques for solving infinite-state games.

We propose novel symbolic semi-algorithms for solving infinite-state games with ω -regular winning conditions. The novelty of our approach lies in the introduction of an acceleration technique that enhances fixpoint-based game-solving methods and helps to avoid divergence. Classical fixpoint-based algorithms, when applied to infinite-state games, are bound to diverge in many cases, since they iteratively compute the set of states from which one player has a winning strategy. Our proposed approach can lead to convergence in cases where existing algorithms require an infinite number of iterations. This is achieved by acceleration: computing an infinite set of states from which a simpler sub-strategy can be iterated an unbounded number of times in order to win the game. Ours is the first method for solving infinite-state games to employ acceleration. Thanks to this, it is able to outperform state-of-the-art techniques on a range of benchmarks, as evidenced by our evaluation of a prototype implementation.

1 INTRODUCTION

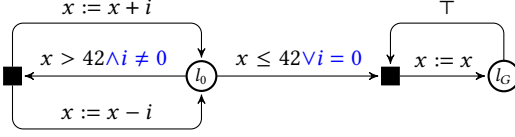
Reactive synthesis, introduced by Church [13], has the goal of automatically generating an implementation (for instance, a program or a finite-state controller) from a formal specification that describes the desired behavior of the system. The system requirements are typically specified using temporal logics, such as Linear Temporal Logic (LTL), which provide expressive high-level specification languages. Recent advancements [10, 21] have made possible the successful application of synthesis to industrial protocols and robotics.

The problem of synthesizing strategies in two-player games over graphs is tightly connected to reactive synthesis. Synthesis from temporal logic specifications can be reduced to computing a winning strategy in a game. Games can also be used to model the interaction between a system and its environment directly. There is a large body of algorithmic techniques and tools for solving finite-state games.

Many applications of two-player games, however, naturally require the treatment of infinite-state models, such as software synthesis and repair [24], controller synthesis in domains like robotics [29], and software verification against hyperproperties [7]. The problem of solving (i.e., determining the winner) infinite-state games is in general undecidable, and many practical applications lie outside of decidable classes, making incomplete approaches necessary. As different approaches have different strengths, a number of techniques have been developed over the last years [8, 17, 35, 37]. However, the state of the art is still far from the level of the algorithmic approaches and tools available for the finite-state case.

We propose a novel technique for solving infinite-state games that aims to address one of the limitations of existing approaches, namely, that they usually diverge on game-solving tasks that require reasoning about the unbounded iteration of strategic decisions. We illustrate this challenge with an example.

Example 1.1. Consider the simple game shown in Fig. 1a. It models the interaction between a reactive program (the system) and its environment. The game has two locations, l_0 and l_G , an integer input variable i , and an integer program variable x . The edges depict transitions and are labeled with guard conditions over the input and output variables, and updates which are assignments to the program variable. When we depict transitions we separate guards and updates. Edges originating in locations are labeled with guards and end in a black square. Edges originating in the black



(a) Reactive program game structure with two locations (l_0 and l_G) and two integer variables: environment-controlled input variable i and system-controlled program variable x . Edges to black squares are labeled with *guards* (formulas over the variables), and edges originating in black squares are labeled with *updates* to the program variables.

```

 $l_0$ : read  $i$ ;
    if ( $i = 0 \vee x \leq 42$ ) { goto  $l_G$  }
    if ( $x > 42$ ) { goto  $l_0^L$  }
 $l_G$ : read  $i$ ; goto  $l_G$ 
 $l_0^L$ :  $x_0 := x$ 
    if ( $i = 0 \vee x \leq 42$ ) { goto  $l_G^L$  }
    if ( $x + i < x_0$ ) {  $x := x + i$ ; goto  $l_E^L$  }
    if ( $x - i < x_0$ ) {  $x := x - i$ ; goto  $l_E^L$  }
 $l_E^L$ : goto  $l_0^L$ 
 $l_G^L$ : goto  $l_G$ 

```

(b) Reactive program with input variable i , program variable x and auxiliary variable x_0 .

Fig. 1. Reactive program game (left) and a corresponding synthesized reactive program (right).

squares are labeled with possible updates for the system to choose from. Note that the black squares are used simply for visualization. When playing the game, in each step the environment chooses a value for i . Then, in l_0 , if x is smaller than 42 or i is zero, the system must leave x unchanged and the game moves to l_G . Otherwise, the system has to decide whether to add or subtract i from x and the game stays in l_0 . Once in l_G , the game stays there forever and x is not changed.

Let us consider the *temporal specification* where the system is required to *eventually reach* location l_G from l_0 for any initial value in x . The program can indeed enforce this property by *choosing the appropriate update at every step*: adding i to x if $i < 0$ and subtracting i from x if $i > 0$. This ensures that x is decremented in every step (unless the environment sets i to 0, in which case the game moves to l_G), and hence $i = 0 \vee x \leq 42$ will eventually be reached.

The number of times x has to be decremented depends on its initial value, and therefore *the number of iterations through l_0 is a priori unbounded*. However, not only the number of iterations in the system execution is unbounded, which would correspond to an unbounded loop, but in every iteration, the system has to perform *strategic decisions* which depend on the input from the environment and impact the execution. We call these constructs *unbounded strategy loops*.

While necessary for many practical applications, handling unbounded strategy loops is out of the scope of existing methods for reactive synthesis. However, in our example, the necessary argument to establish that the system can satisfy the requirement of the game can be stated as the following simple property: **Whenever $x > 42$, if the system can ensure that it can decrement x , then eventually $x \leq 42$ will be reached.** To utilize this reasoning, the synthesis process has to establish that the task postulated in the sub-property, i.e. “ x is decremented”, can be realized in certain situations, i.e. $i \neq 0$. This itself is a reactive synthesis task. In this paper we propose a symbolic method for solving infinite-state games that utilizes such reasoning in order to handle unbounded strategy loops as the one in Fig. 1a. \square

Contributions. We present a symbolic approach for solving infinite-state games with temporal objectives, such as reachability, Büchi, and parity, lifting the respective finite-state algorithms. The key novelty of our technique is an *acceleration method* which, in contrast to existing approaches, accelerates unbounded strategy loops. It uses the newly introduced notion of *acceleration lemmas*, which are simple inductive statements that the symbolic algorithm lifts to accelerate the termination of the game-solving process. To the best of our knowledge, this is the first acceleration-based method for game solving. We implemented our method in a prototype and demonstrate its feasibility by its successful application to standard benchmarks from the literature, outperforming existing tools, and several new ones that are out of the scope of these tools.

Paper Outline. After discussing related work in Section 2, we present in Section 3 several examples illustrating different challenges, how our technique approaches them, and where existing methods fall short. After the technical preliminaries in Section 4, we introduce our game model in Section 5. We then describe the basis of our solving techniques in Section 6. In Section 7, we present formally our acceleration method. We continue by discussing the synthesis of acceleration lemmas in Section 8. Lastly, Section 9 evaluates our method and discusses our empirical observations.

2 RELATED WORK

We now overview the landscape of existing approaches for solving infinite-state games and explain how our work addresses some of their limitations. We also discuss relevant techniques for verification of infinite-state systems and why they do not directly apply in the context of synthesis.

Infinite-State Game Solving. In general, games over infinite graphs are undecidable. Decidable classes, such as pushdown games [43] and downward-closed safety games [1], as well as termination criteria for symbolic procedures [14] have been found. As many practical applications lie outside of these classes, incomplete methods are needed.

Different approaches have been proposed for safety games. [35] presents an automata-learning method for safety games over infinite graphs, and [33] develops a learning-based technique for parameterized systems with safety specifications. In [17], the authors study safety and reachability games defined within the theory of linear rational arithmetic. [28] presents a method for synthesis from Assume-Guarantee contracts describing safety properties. The tool GenSys [37] implements a fixpoint-based solver for infinite-state safety games using an SMT solver. [16] presents a method for solving infinite-state reachability games by reducing the problem to checking the satisfiability of a system of constrained Horn clauses. It is restricted to games where the reachability player has finitely many actions to choose from. More expressive winning conditions, such as the Büchi condition which requires repeated visits to some states, are out of the scope of these methods.

The constraint-based approach in [8] handles infinite-state games with winning conditions given by LTL specifications. It can solve problems with unbounded strategy loops. However, it requires the user to provide templates that structure how the final system works, including handling the unbounded strategy loops. As can be seen in the examples in [8] such templates can be quite complex even for small games. In contrast, our approach uses inductive statements that are automatically generated from generalizable templates.

Solvers for first-order fixpoint logics [40, 41] can be used, as described in [40], to solve games with omega-regular winning conditions. This approach uses the fixpoint encoding of the winning sets of states for a player in the game. Its ability to find a solution depends on the constraint-solving engine. In Section 9 we report on experimental comparison with the technique described in [40], demonstrating the strengths of our approach.

Abstraction-based techniques have been extended to games [3, 25–27, 42]. Abstraction-based controller synthesis for dynamical systems [39] makes use of discretization. As they reduce the solving of an infinite-state game to the finite-state case, they can use the techniques and tools available for finite-state games. The effectiveness of these approaches depends on the abstractions, whose iterative refinement might diverge when unbounded strategy loops are needed.

Infinite-State Synthesis from Temporal Logics. The recent works [12, 32] both study the problem of synthesizing reactive systems from Temporal Stream Logic modulo theories (TSL-MT [19]) specifications. This temporal logic can express conditions on unbounded input data and program variables. [12] integrates a procedure for synthesis from TSL specifications [20] and Syntax-Guided synthesis. The role of SyGuS is to generate assumptions that are added to a refined TSL formula.

The procedure proposed in [32] is based on abstraction refinement and performs a counterexample-guided synthesis loop that invokes LTL synthesis. The refinement uses an SMT solver to analyze counterstrategies for inconsistency with the theory. While [12] can handle some unbounded looping behavior by using recursive functions, both [12, 32] cannot handle unbounded strategy loops where at each iteration, the environment provides new input values. A recent preprint [38] proposes a symbolic fixpoint computation for infinite-state games with LTL winning conditions. At the time of writing, their procedures for solving co-Büchi and Büchi games, as presented in version 1 of the preprint, appear to be incorrect. Furthermore, they remark that their method has the same non-termination issues as [32], which implies that they will also diverge in the presence of unbounded strategy loops.

Infinite-State Verification. There is a vast variety of approaches for verification of infinite-state systems. Above we discussed extensions of abstraction-based techniques and deductive verification techniques to the setting of games and synthesis of reactive systems. In contrast, other prominent approaches used in the verification of infinite-state systems, such as acceleration [5, 6, 22, 31] or loop summarization [30], do not directly extend to the setting of two-player games, and have thus far not been explored. The key difficulty is caused by the alternation of environment inputs and decisions by the system player, meaning that a loop in the game structure might not be under the full control of the system. Thus, the existence of a loop whose transitions can be composed, does not entail that it is enforceable by the system. We illustrate this in the next section, and discuss this challenge further in this paper.

3 OVERVIEW AND MOTIVATING EXAMPLES

In this section, we give a high-level overview of our approach, highlighting some of its strengths and distinguishing features on several simple but challenging examples. First, we show how our acceleration method can be applied to enable termination in certain cases, specifically in the presence of unbounded strategy loops (Example 1.1), where existing techniques typically diverge. We explain, on the high level, how acceleration works, and also discuss what are the challenges that our technique addresses. Second, we demonstrate the advantage of our acceleration-based game solving procedure over purely constraint-based approaches for solving fixpoint equations. Finally, we illustrate the applicability of our acceleration method to expressive classes of specifications encoded as Büchi objectives in the synthesis game.

We begin with a brief, high-level, description our game model and problem formulation. The underlying formal definitions are presented in the later Section 4 and Section 5.

3.1 Symbolic Model and Problem Formulation

We specify synthesis tasks as *reactive program game structures*, like the one depicted in Fig. 1a. Such a game structure consists of a finite set L of control locations, a finite set \mathbb{I} of input variables, and a finite set \mathbb{X} of output variables. While the sets \mathbb{I} and \mathbb{X} are finite, the domains of the variables can be infinite. Thus, reactive program game structures can represent infinite-state games. A reactive program game contains transitions between the locations, labeled with guards and updates. A transition has the form (l, g, u, l') , where l and l' are the source and target locations respectively, g is the guard, and u is the update. As in Fig. 1a, we depict such a transition using an edge from l to a black square labeled with g , and an edge from a black square to l' labelled with u . The intermediate black squares are for visualization only, and not part of the formal definition. A guard g has to hold for the transition to be possible, and an update u assigns to each program variable a term with whose value it should be updated. A *reactive program game* is pair of a reactive program game

structure and a *winning condition* expressed over the locations L . For example, in Fig. 1a, we consider the reachability condition that requires that location l_G is eventually visited. In Example 3.3 we show a reactive program game with a Büchi winning condition that states that the system has to enforce visiting a set of accepting locations $B \subseteq L$ infinitely often.

The reactive program game is played over the possibly infinite set of states, where each state (l, ν) consists of the current location l and an assignment ν of values for all the program variables \mathbb{X} . A step in the game is played as follows. In the current state (l, ν) , the environment chooses some values \mathbf{i} for the inputs \mathbb{I} . Then, the system chooses a transition (l, g, u, l') whose guard g is satisfied by the current values \mathbf{i} and ν , of the inputs and the program variables respectively. The next location is l' , and the next values of the program variables are determined according to the update u . Starting in some state (l, ν) , this repeated interaction produces a play, an infinite sequence of states, which is winning for the system player if it satisfies the given winning condition.

The *realizability problem* is to determine whether there exists a strategy for the system to resolve the transition (i.e., update) choices that guarantees that any play starting in any possible state (l_{init}, ν) for a given initial location l_{init} , is winning for the system, regardless of the input values chosen by the environment. The *synthesis problem* asks to compute such a strategy if one exists. One such a strategy for Example 1.1 with initial location l_0 is depicted in Fig. 1b, in the form of a reactive program. The program contains an auxiliary variable x_0 , whose role will be explained later.

3.2 Acceleration for Unbounded Strategy Loops

Finite-state games can be solved by fixpoint algorithms that compute sets of states from which a given player can enforce winning the game. To solve reactive program games, we lift those algorithms to compute symbolically infinite sets of states. We represent them as elements of a symbolic domain $\mathcal{D} := L \rightarrow FOL(\mathbb{X})$, where $FOL(\mathbb{X})$ is the set of first-order logic formulas with free variables among the program variables \mathbb{X} . A symbolic set $d \in \mathcal{D}$ represents the set of those (l, ν) where the assignment ν to \mathbb{X} satisfies $d(l)$. A basic notion in the fixpoint-based game-solving algorithms is the *attractor*. For a given player and a given set of goal states, the attractor consists of the states from which the player can enforce reaching a goal state in some number of steps. Attractor sets can be computed via iterative fixpoint computation, which is not guaranteed to terminate in the case of an infinite state space. We illustrate this on Example 1.1.

Example 1.1 (Continued). Suppose we want to compute the attractor for the system player for the symbolically represented set of states $d := \{l_0 \mapsto \perp, l_G \mapsto \top\}$ (describing the set of states whose location is l_G). After the first iteration, we get $\{l_0 \mapsto (x \leq 42), l_G \mapsto \top\}$. In the next one, we get $\{l_0 \mapsto (\forall i. x \leq 42 \vee i = 0 \vee x + i \leq 42 \vee x - i \leq 42), l_G \mapsto \top\}$ which simplifies to $\{l_0 \mapsto (x \leq 43), l_G \mapsto \top\}$. Then $\{l_0 \mapsto (x \leq 44), l_G \mapsto \top\}$, $\{l_0 \mapsto (x \leq 45), l_G \mapsto \top\}$, A fixpoint is never reached, since at every step of the computation we add one state from the infinite attractor set. \square

In Section 1 we argued intuitively why in Example 1.1 every state (l_0, ν) belongs to the attractor for the system player. The method we propose in this paper is able to automatically establish this and compute the attractor. More concretely, this is achieved as follows.

- We introduce the notion of *acceleration lemmas*, which allow us to express in a formal way arguments like the one outlined in Section 1. An acceleration lemma, precisely defined in Section 7.1, is a triple $(base, step, conc)$ of FOL formulas. The *conclusion conc* characterizes a set of states with the property that from each of them, by iterating the *step relation* described by *step*, a state in the set characterized by the base condition *base* must be reached. Intuitively, *conc* characterizes the states added to the attractor by applying this acceleration lemma. For our Example 1.1, one possible acceleration lemma is $(base, step, conc)$ with

$base := (x \leq 42)$, $step := (x' < x)$ and $conc := \top$. In the formula $step := (x' < x)$, the variable x refers to the value of the respective program variable at one visit to location l_0 and x' refers to its value the next time l_0 is visited. Clearly, starting in any state (l_0, v_0) , any sequence of states $(l_0, v_0), (l_0, v_1), \dots$ that satisfies $step$ eventually reaches a state that satisfies $x \leq 42$.

- The purpose of an acceleration lemma ($base, step, conc$) is to accelerate the computation of an attractor set for a given player p in a reactive program game structure \mathcal{G} , by adding all the states (l, v) that satisfy $conc$ to the attractor at once. In order to apply such a lemma, the attractor computation procedure must first ensure that the set of states described by $base$ is included in the subset of the attractor computed thus far. Second, it is necessary to establish that player p can *enforce the repeated iteration of the step relation* in the game \mathcal{G} against all possible behaviors of the opponent player. Intuitively, this can be guaranteed by showing that player p has a strategy to enforce looping in location l such that each iteration satisfies $step$. In Example 1.1 this is indeed the case for location l_0 and the acceleration lemma given above. Thus, our method is able to add all states (l_0, v) to the attractor for the system player.

In Section 7.1 we describe in detail how our method generates acceleration lemmas while at the same time ensuring that their step relations can be enforced by the respective player in the underlying reactive program game structure. Next, we give an example that illustrates why the latter condition is crucial for the correct application of an acceleration lemma. In fact, this is one of the major challenges for acceleration in the context of synthesis, and a key difference to the application of acceleration techniques in verification.

Example 3.1. Consider a modification of the reactive program game depicted in Fig. 1a in which we have omitted the parts of the guards referring to the input variable i and colored in blue. Clearly, now the only states (l_0, v) for which the system can enforce reaching location l_G are those where $x \leq 42$, since otherwise the environment can prevent the system from decreasing x by always setting i to 0. Thus, although the reactive program game contains loops that decrement x , *these loops cannot be enforced by the system*. This is a major difference to the acceleration techniques employed in verification, as the existence of a loop with certain properties is a realizability problem in itself. In Section 7.1 we show how we address this problem by the utilization of a so-called *loop game*. \square

3.3 Embedding Acceleration in Iterative Symbolic Fixpoint Computation

Our acceleration technique is embedded in symbolic game-solving algorithms based on iterative fixpoint computation. This enables our method to combine the strengths of both techniques by utilizing acceleration for unbounded strategy loops in concert with performing a finite number of concrete iterations of the fixpoint computation. The latter can be helpful when the set of winning states that the game solving procedure has to compute does not have a “simple” and “easy to discover” symbolic characterization, as the next example illustrates.

Example 3.2. Consider the reactive program game structure depicted in Fig. 2. The specification again requires the system to reach location l_G from l_0 for any initial values of the program variables x and y . Note that if the value of y is at least 6 when transitioning from location l_0 to l_1 , the system can reach l_G after doubling 6 times the value of x . Regardless of the initial values of the variables in l_0 , it is possible to reach l_1 with y having value 6 or larger. Thus, the specification is realizable.

If linear arithmetic formulas are used to represent sets of states, then the set of values at location l_1 from which l_G can be reached is characterized by the formula $(x = 64) \vee (x = 32 \wedge y \geq 1) \vee (x = 16 \wedge y \geq 2) \vee (x = 8 \wedge y \geq 3) \vee (x = 4 \wedge y \geq 4) \vee (x = 2 \wedge y \geq 5) \vee (x = 1 \wedge y \geq 6)$. Constraint-solving techniques for fixpoint equation systems can have difficulty generating such formulas, as we will

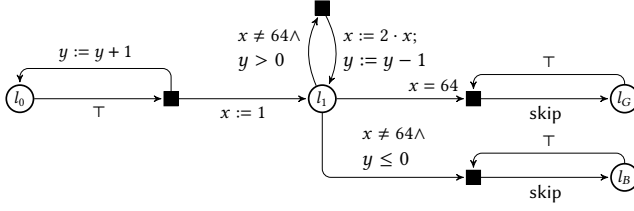


Fig. 2. Reactive program game structure with two system-controlled variables x and y and no input variables. We use skip to denote the update $x := x; y := y$. If the update to some program variable is missing from the label of an update edge, this means that the value of this variable remains unchanged.

see in our experimental evaluation in Section 9. On the other hand, methods for iterative symbolic attractor computation that do not apply acceleration diverge due to the presence of the loop in l_0 .

Our acceleration-based procedure successfully determines the realizability in this case, as it integrates acceleration in the iterative fixpoint computation. Note that, for simplicity, this example does not contain environment inputs, but the same challenges are present even if it does. \square

3.4 Acceleration Beyond Reachability and Safety Games

The synthesis approach that we propose is applicable beyond reachability specifications. More concretely, we consider Büchi specifications that require that some set of locations is visited infinitely often, and parity objectives which can express all omega-regular specifications. Accelerated attractor computation can be readily integrated in symbolic fixpoint-based procedures for infinite-state games with these types of objectives. The next example shows a reactive program game with Büchi specification, for which our attractor acceleration method allows us to establish realizability.

Example 3.3. In the reactive program game depicted in Fig. 3, the Büchi specification defined by the set of locations $\{l_2, l_3\}$ requires the system to visit some of these two locations infinitely often. Looping between l_0 and l_3 is possible as long as $y > 16$ at location l_0 . Otherwise, upon reaching l_3 with $y < 16$, the program will have to transition to l_4 and revisiting either of l_3 or l_2 is not possible from this point on. From location l_0 the system can transition to l_1 , from where, similarly as in the game from Example 1.1, the system can ensure reaching l_2 as long as $x \leq 42$ or $y \leq 32$. If $y > 32$ and $x > 42$ in location l_1 , the environment can prevent the system from decreasing x by always setting i to a positive value. Thus, if every time in location l_0 the system transitions to l_1 when $y \leq 32$ and to l_3 when $y > 32$ it can ensure that the set of locations $\{l_2, l_3\}$ is visited infinitely often and thus satisfy the given Büchi specification. Our procedure successfully computes that every state of the form (l_0, v) is winning for the system. As part of the computation, attractor acceleration is applied to establish that from every state of the form (l_0, v) where $v(y) \leq 32$ the system has a strategy to enforce reaching l_2 . Note the presence of an unbounded strategy loop, due to which the standard symbolic method for solving Büchi games is bound to diverge. \square

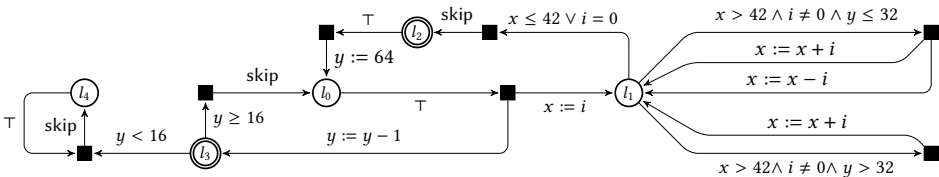


Fig. 3. Reactive program game structure with two system-controlled variables x and y and input variable i . We use skip to denote the update $x := x; y := y$. If the update to a variable is missing from the label of an update edge, its value remains unchanged. Double-circles denote the Büchi accepting locations $\{l_2, l_3\}$.

In the above example, applying acceleration to the attractor computation performed as part of the procedure for solving Büchi games, suffices to ensure convergence. In Section 7.3 we give an example where this is not enough, and describe an acceleration method for Büchi conditions.

4 TECHNICAL PRELIMINARIES

Functions, Terms, and First-Order Logic. Let \mathcal{V} be the set of all values of arbitrary types, $\mathcal{F} := \{f : \mathcal{V}^n \rightarrow \mathcal{V} \mid n \in \mathbb{N}\}$ be the set of all functions, and $\mathcal{P} := \{p \in \mathcal{F} \mid \text{Range}(p) \subseteq \mathbb{B}\}$ be the set of all predicates. Let Vars be the countably infinite set of all variables. For $V \subseteq \text{Vars}$, we denote with $V' := \{x' \mid x \in V\}$ the set of primed variables such that $V \cap V' = \emptyset$. Terms are used to describe functions and predicates. Let Σ_F be the set of all function symbols and $\Sigma_P \subset \Sigma_F$ the set of all predicate symbols. Function terms \mathcal{T}_F are defined by the grammar $\mathcal{T}_F \ni \tau_f ::= f(\tau_f^1, \dots, \tau_f^n) \mid x$ for $f \in \Sigma_F$ and $x \in \text{Vars}$, and we denote with \mathcal{T}_P the function terms of Boolean type.

A function $\nu : \text{Vars} \rightarrow \mathcal{V}$ is called a *variable assignment* (or simply *assignment*). The set of all assignments over a set of variables $V \subseteq \text{Vars}$ is denoted as $\text{Assignments}(V)$. We denote the combination of two assignments ν', ν'' over disjoint sets of variables by $\nu' \uplus \nu''$. Given an assignment function ν , a variable $x \in \text{Vars}$ and a value $v \in \mathcal{V}$, we define the assignment function $\nu[x := v]$ such that $\nu[x := v](x) = v$ and $\nu[x := v](y) = \nu(y)$ for all $y \in \text{Vars}$ with $y \neq x$.

A function $\mathcal{I} : \Sigma_F \rightarrow \mathcal{F}$ is called an *interpretation of the function symbols* (or simply *interpretation*). We require $\mathcal{I}(p) \in \mathcal{P}$ for $p \in \Sigma_P$. The set of all interpretations of a set of function symbols $\Sigma \subseteq \Sigma_F$ is denoted as $\text{Interpretations}(\Sigma)$. We denote the combination of two interpretations $\mathcal{I}', \mathcal{I}''$ over disjoint symbol sets by $\mathcal{I}' \uplus \mathcal{I}''$. The evaluation of function terms $\chi_{\nu, \mathcal{I}} : \mathcal{T}_F \rightarrow \mathcal{V}$ is defined by $\chi_{\nu, \mathcal{I}}(x) := \nu(x)$ for $x \in \text{Vars}$, $\chi_{\nu, \mathcal{I}}(f(\tau_0, \dots, \tau_n)) := \mathcal{I}(f)(\chi_{\nu, \mathcal{I}}(\tau_0), \dots, \chi_{\nu, \mathcal{I}}(\tau_n))$ for $f \in \Sigma_F$.

We denote the set of all first-order formulas as FOL . Let φ be a formula and $X = \{x_1, \dots, x_n\} \subseteq \text{Vars}$ be a set of variables. For a quantifier $Q \in \{\exists, \forall\}$, we write $QX.\varphi$ as a short-cut for $Qx_1 \dots Qx_n.\varphi$. We denote by QF the set of all quantifier-free formulas in FOL . We write $\varphi(X)$ to denote that the free variables of φ are a subset of X . We also denote with $\text{FOL}(X)$ and $\text{QF}(X)$ the set of formulas (respectively quantifier-free formulas) whose free variables belong to X . Given variables $x_1, \dots, x_n \in \text{Vars}$, constant function terms with arity zero $c_1, \dots, c_m \in \mathcal{T}_F$ and function terms $\tau_f^1, \dots, \tau_f^{n+m} \in \mathcal{T}_F$, we denote with $\varphi[x_1 \mapsto \tau_f^1, \dots, x_n \mapsto \tau_f^n, c_1 \mapsto \tau_f^{n+1}, c_m \mapsto \tau_f^{n+m}]$ the formula obtained from φ by the simultaneous replacement of all free occurrences of each x_i with the respective term τ_f^i and of each occurrence c_i by τ_f^{n+i} . We denote with $\models : \text{Assignments}(\text{Vars}) \times \text{Interpretations}(\Sigma_F) \times \text{FOL}$ the entailment of first-order logic formulas. A *first-order theory* $T \subset 2^{\text{FOL}(\emptyset)}$ is finite set of closed first-order logic formulas called axioms that restrict the possible interpretations of function and predicate symbols. The models of a theory are defined as $\text{Models}(T) := \{\mathcal{I} \in \text{Interpretations}(\Sigma_F) \mid \forall \varphi \in T. \forall \nu \in \text{Assignments}(\emptyset). \nu, \mathcal{I} \models \varphi\}$, i.e. all possible interpretations of the function symbols that satisfy all axioms. Given a theory T , for a formula $\varphi(X)$ and assignment $\nu \in \text{Assignments}(X)$ we define that $\nu \models_T \varphi$ if and only if $\nu, \mathcal{I} \models \varphi$ for all $\mathcal{I} \in \text{Models}(T)$.

Two-Player Games of Infinite Duration. We consider two-player games between a *system player* and an *environment player*. A *game structure* is a tuple $G = (\mathcal{S}, M_e, M_s, \rho)$, where \mathcal{S} is a set of states, M_e and M_s are the sets of possible moves for Player *Env* and Player *Sys* respectively, and $\rho \subseteq \mathcal{S} \times M_e \times M_s \times \mathcal{S}$ is a *transition relation* where: (1) for all $s \in \mathcal{S}$, there exist $m_e \in M_e$, $m_s \in M_s$ and $s' \in \mathcal{S}$ such that $(s, m_e, m_s, s') \in \rho$, and (2) for all $s \in \mathcal{S}$, $m_e \in M_e$ and $m_s \in M_s$, if $(s, m_e, m_s, s_1) \in \rho$ and $(s, m_e, m_s, s_2) \in \rho$ then $s_1 = s_2$. Condition (1) states that every state has a successor, and (2) states that the moves chosen by the two players uniquely determine a successor. We define the

functions $Act_e : \mathcal{S} \rightarrow 2^{M_e}$ and $Act_s : \mathcal{S} \times M_e \rightarrow 2^{M_s}$ that indicate the enabled moves of a player:

$$Act_e(s) := \{m_e \in M_e \mid \exists m_s \in M_s, \exists s' \in \mathcal{S}. (s, m_e, m_s, s') \in \rho\},$$

$$Act_s(s, m_e) := \{m_s \in M_s \mid \exists s' \in \mathcal{S}. (s, m_e, m_s, s') \in \rho\}.$$

A game on G is played by Player *Env* and Player *Sys* as follows. In a state $s \in \mathcal{S}$, Player *Env* chooses a move $m_e \in Act_e(s)$, Player *Sys* chooses a move $m_s \in Act_s(s, m_e)$. These choices define the next state s' such that $(s, m_e, m_s, s') \in \rho$. The game then continues from s' . The resulting infinite sequence $\pi = s_0, s_1, s_2, \dots \in \mathcal{S}^\omega$ of states is called a *play*. For $p \in \{Env, Sys\}$ we define $1 - p := Sys$ when $p = Env$, and $1 - p := Env$ when $p = Sys$. A *strategy for Player Env* is a function $\sigma_e : \mathcal{S}^+ \rightarrow M_e$ where $\sigma_e(s_0, \dots, s_n) = m_e$ implies $m_e \in Act_e(s_n)$. A *strategy for Player Sys* is a function $\sigma_s : \mathcal{S}^+ \times M_e \rightarrow M_s$ such that $\sigma_s((s_0, s_1, \dots, s_n), m_e) = m_s$ implies $m_s \in Act_s(s_n, m_e)$. We denote with $Strat_p(G)$ the set of all strategies for Player $p \in \{Env, Sys\}$.

Given $s \in \mathcal{S}$ and strategies σ_e and σ_s for the two players, we denote with $Outcome(s, \sigma_e, \sigma_s)$ the unique play s_0, s_1, s_2, \dots such that $s_0 = s$, and for all $i \in \mathbb{N}$ there exist $m_e \in M_e$ and $m_s \in M_s$ such that $\sigma_e(s_0, s_1, \dots, s_i) = m_e$, $\sigma_s((s_0, s_1, \dots, s_i), m_e) = m_s$ and $(s_i, m_e, m_s, s_{i+1}) \in \rho$. Given a $\sigma_p \in Strat_p(G)$ and $s \in \mathcal{S}$, we define $Plays(s, \sigma_p) := \{\pi \in \mathcal{S}^\omega \mid \exists \sigma_{1-p} \in Strat_{1-p}(G). Outcome(s, \sigma_{Env}, \sigma_{Sys}) = \pi\}$. An *objective* is a set $\Omega \subseteq \mathcal{S}^\omega$. The set of *states winning for Player p* with respect to objective Ω is $W_p(G, \Omega) := \{s \in \mathcal{S} \mid \exists \sigma \in Strat_p(G). Plays(s, \sigma) \subseteq \Omega\}$.

5 REACTIVE PROGRAM GAMES

In this section, we define *reactive program games*, a symbolic model that we use to specify and synthesize reactive programs that operate over infinite domains. Fig. 1a, Fig. 2, Fig. 3, and Fig. 4a depict examples of reactive program games. The interpretation of the function symbols appearing in a reactive program game is required to conform to a given theory first-order T . Unless stated otherwise, we consider the theories of linear (integer or real) arithmetic. The reactive program game in Fig. 1a, is defined in the theory of linear integer arithmetic.

Definition 5.1 (Reactive Program Game Structure). A *reactive program game structure* is a tuple $\mathcal{G} = (T, \mathbb{I}, \mathbb{X}, L, Inv, \delta)$ with the following components. T is a first-order theory. $\mathbb{I} \subseteq Vars$ is a finite set of *input variables*. $\mathbb{X} \subseteq Vars$ is a finite set of *program variables* where $\mathbb{I} \cap \mathbb{X} = \emptyset$. L is a finite set of *game locations*. $Inv : L \rightarrow FOL(\mathbb{X})$ maps each location to a *location invariant*. $\delta \subseteq L \times QF(\mathbb{X} \cup \mathbb{I}) \times (\mathbb{X} \rightarrow \mathcal{T}_F) \times L$ is a finite *symbolic transition relation*, where for every $l \in L$ the set of *outgoing transition guards* $Guards(l) := \{g \mid \exists u, l'. (l, g, u, l') \in \delta\}$ satisfies the conditions:

- (1) $\bigvee_{g \in Guards(l)} g \equiv_T \top$, and for all $g_1, g_2 \in Guards(l)$ with $g_1 \neq g_2$ it holds that $g_1 \wedge g_2 \equiv_T \perp$,
- (2) for all g, u, l_1, l_2 , if $(l, g, u, l_1) \in \delta$ and $(l, g, u, l_2) \in \delta$, then $l_1 = l_2$, and
- (3) for every $l \in L$ and $\mathbf{x} \in Assignments(\mathbb{X})$ such that $\mathbf{x} \models_T Inv(l)$ there exist a transition $(l, g, u, l') \in \delta$ and $\mathbf{i} \in Assignments(\mathbb{I})$ such that $\mathbf{x} \uplus \mathbf{i} \models_T g$ and $\mathbf{x}' \models_T Inv(l')$ where $\mathbf{x}'(x) = \chi_{x \uplus \mathbf{i}}(u(x))$.

The requirements on δ imply for each $l \in L$ that: (1) the guards in $Guards(l)$ partition the set $Assignments(\mathbb{X} \cup \mathbb{I})$. (2) each pair of $g \in Guards(l)$ and update u can label at most one outgoing transition from l , and (3) if there is an assignment satisfying the invariant at l , then there is an input assignment for which there is a possible transition, i.e., there are no dead-end states. We define

- the set of *input assignments* in \mathcal{G} as $Inputs_{\mathcal{G}} := Assignments(\mathbb{I})$, and
- the set of *updates* in \mathcal{G} as $Updates_{\mathcal{G}} := \{u \in \mathbb{X} \rightarrow \mathcal{T}_F \mid \exists l, g, l'. (l, g, u, l') \in \delta\}$.

The semantics of the reactive program game structure \mathcal{G} is a possibly infinite-state game structure. The set of *states of the reactive program game structure* \mathcal{G} consists of pairs (l, \mathbf{x}) of game location l and assignment \mathbf{x} to the program variables \mathbb{X} . The moves of Player *Env* (modeling the

environment) are the input assignments $Inputs_{\mathcal{G}}$ and are potentially infinitely many. Player Sys (corresponding to the program being synthesized) chooses the updates to the program variables (from the set $Updates_{\mathcal{G}}$) and has, therefore, by definition only finitely many moves.

Remark: When all the location invariants in a game structure are \top , for instance in our examples, we omit them for the sake of brevity.

Definition 5.2 (Semantics of Reactive Program Game Structures). Let $\mathcal{G} = (T, \mathbb{I}, \mathbb{X}, L, Inv, \delta)$ be a reactive program game structure. The semantics of \mathcal{G} is the game structure $\llbracket \mathcal{G} \rrbracket = (\mathcal{S}, M_e, M_s, \rho)$ where

- $\mathcal{S} := \{(l, \mathbf{x}) \in L \times Assignments(\mathbb{X}) \mid \mathbf{x} \models_T Inv(l)\}$;
- $M_e := Inputs_{\mathcal{G}}, M_s := Updates_{\mathcal{G}}$;
- the transition relation ρ contains $((l, \mathbf{x}), \mathbf{i}, u, (l', \mathbf{x}'))$ if and only if
 - there exists $g \in Guards(l)$ such that $(l, g, u, l') \in \delta$ and $\mathbf{x} \uplus \mathbf{i} \models_T g$, and
 - $\mathbf{x}'(x) = \chi_{x \uplus \mathbf{i}}(u(x))$ for every $x \in \mathbb{X}$, and $\mathbf{x}' \models_T Inv(l')$.

The transition relation ρ is well-defined as the conditions on δ in Definition 5.1 ensure that given $(l, \mathbf{x}) \in \mathcal{S}$, $\mathbf{i} \in Inputs_{\mathcal{G}}$, and $u \in Updates_{\mathcal{G}}$, the successor location l' and program variable assignment \mathbf{x}' are uniquely determined. The successor assignment \mathbf{x}' is obtained by updating the value of each program variable $x \in \mathbb{X}$ according to the corresponding update term $u(x)$ and assignment \mathbf{i} to the input variables. For a state $s = (l, \mathbf{x}) \in \mathcal{S}$, we denote with $loc(s) := l$ the location of s .

We consider the realizability problem for reactive program games, formally defined below.

Realizability and Program Synthesis for Reactive Program Games

Given a reactive program game structure $\mathcal{G} = (T, \mathbb{I}, \mathbb{X}, L, Inv, \delta)$, objective Ω for Player Sys, and $l \in L$, the **realizability problem** is to determine if $(l, \mathbf{x}) \in W_{Sys}(\llbracket \mathcal{G} \rrbracket, \Omega)$ for every $\mathbf{x} \in Assignments(\mathbb{X})$ with $\mathbf{x} \models_T Inv(l)$. The **program synthesis problem** is to compute a strategy for Player Sys that is winning from every $(l, \mathbf{x}) \in W_{Sys}(\llbracket \mathcal{G} \rrbracket, \Omega)$.

6 SYMBOLIC PROCEDURES FOR REACTIVE PROGRAM GAMES

Given a reactive program game structure $\mathcal{G} = (T, \mathbb{I}, \mathbb{X}, L, Inv, \delta)$ and an objective Ω for Player p , the **game solving problem** is to compute the set of states $W_p(\llbracket \mathcal{G} \rrbracket, \Omega)$. The realizability question for given location l can be answered by checking if this set contains all states $s \in \mathcal{S}$ with $loc(s) = l$.

We present procedures for solving reactive program games with the main types of objectives considered in reactive synthesis. Similarly to the respective algorithms for finite-state games, a building block of these procedures is the computation of the so-called attractor sets. We lift the classical algorithms to infinite-state games by employing a symbolic attractor computation procedure. Since the corresponding game-solving problems are generally undecidable, the game-solving procedures are not guaranteed to terminate. In the next section, we propose an acceleration technique, which, when it succeeds, enforces convergence.

6.1 Symbolic Representation and Operations

We now present the basic building blocks of our procedures for solving reactive program games: the symbolic representation of sets of states and the necessary operations on this representation.

We represent and manipulate possibly infinite sets of states symbolically, using formulas in $FOL(\mathbb{X})$ to represent sets of assignments to the variables in \mathbb{X} . We define our *symbolic domain* $\mathcal{D} := L \rightarrow FOL(\mathbb{X})$ to be the set of functions mapping locations to first-order formulas in $FOL(\mathbb{X})$.

function $ATTRACTOR(\mathcal{G} = (T, \mathbb{I}, \mathbb{X}, L, Inv, \delta), p \in \{Sys, Env\}, d \in \mathcal{D})$

```

1   $a^0 := \lambda l. \perp; a^1 := d$ 
2  for  $n = 1, 2, \dots$  do
3    if  $a^n \equiv_T a^{n-1}$  then return  $a^n$ 
4     $a^{n+1} := a^n \vee CPre_{\mathcal{G},p}(a^n)$ 

```

Algorithm 1: Symbolic semi-algorithm for computing $Attr_{\llbracket \mathcal{G} \rrbracket, p}(\llbracket d \rrbracket)$.

The semantics $\llbracket \cdot \rrbracket : \mathcal{D} \rightarrow 2^{\mathcal{S}}$ of an element d of \mathcal{D} is defined by $\llbracket d \rrbracket := \{(l, \mathbf{x}) \in \mathcal{S} \mid \mathbf{x} \models_T d(l) \wedge \mathbf{x} \models_T Inv(l)\}$. Note that locations are treated explicitly.

We perform set operations on \mathcal{D} symbolically, per location. Formally, for $d_1, d_2 \in \mathcal{D}$ we define $\neg d_1 := \lambda l. \neg d_1(l)$, $d_1 \wedge d_2 := \lambda l. d_1(l) \wedge d_2(l)$, $d_1 \vee d_2 := \lambda l. d_1(l) \vee d_2(l)$, and write $d_1 \equiv_T d_2$ iff $\llbracket d_1 \rrbracket = \llbracket d_2 \rrbracket$. We define $d[l \mapsto \varphi] := (\lambda l'. \text{if } l = l' \text{ then } \varphi \text{ else } d(l'))$ for $d \in \mathcal{D}$, which is obtained from d by changing the symbolic value at a given location. We write $\{l_1 \mapsto \varphi_1, \dots, l_n \mapsto \varphi_n\}$ for the element $d \in \mathcal{D}$ where $d(l_i) = \varphi_i$, for $i \in \{1, \dots, n\}$ and $d(l) = \perp$ for $l \notin \{l_1, \dots, l_n\}$.

Attractor. Let $R \subseteq \mathcal{S}$ be a set of states. The set of states from which Player p can enforce reaching a state in R is called the *Player p -attractor for R in $\llbracket \mathcal{G} \rrbracket$* and is denoted by $Attr_{\llbracket \mathcal{G} \rrbracket, p}(R)$. Formally,

$$Attr_{\llbracket \mathcal{G} \rrbracket, p}(R) := \{s \in \mathcal{S} \mid \exists \sigma \in Strat_p(\llbracket \mathcal{G} \rrbracket). \forall \pi \in Plays(s, \sigma). \exists n \in \mathbb{N}. \pi[n] \in R\}.$$

In the finite-state case, attractors are computed by a fixpoint iteration using the so-called *controllable predecessor operators*. We define their symbolic counterparts

$$CPre_{\mathcal{G}, Env}(d) := \lambda l. Inv(l) \wedge \exists inp \in M_e. \bigwedge_{(l, g, u, l') \in \delta} (g \wedge Inv(l')[u] \rightarrow d(l')[u])$$

$$CPre_{\mathcal{G}, Sys}(d) := \lambda l. Inv(l) \wedge \forall inp \in M_e. \bigvee_{(l, g, u, l') \in \delta} (g \wedge Inv(l')[u] \wedge d(l')[u])$$

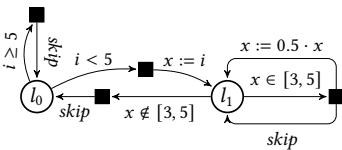
for $d \in \mathcal{D}$ where $\varphi[u] := \varphi[c \mapsto u(c) \mid c \in \mathbb{X}]$ for $u \in Updates_{\mathcal{G}}$ applies the substitution defined by $u \in \mathbb{X} \rightarrow \mathcal{T}_F$ to $\varphi \in FOL(\mathbb{X})$ resulting in the formula obtained by the simultaneous replacement of all $x \in \mathbb{X}$ with the respective term $u(x)$. By definition, we have that $CPre_{\mathcal{G}, Env}, CPre_{\mathcal{G}, Sys} : \mathcal{D} \rightarrow \mathcal{D}$.

Algorithm 1 can be used to compute $Attr_{\llbracket \mathcal{G} \rrbracket, p}(R)$ symbolically, given a symbolic representation of R . Fig. 4b shows an example of such a computation, and the next proposition states its soundness.

PROPOSITION 6.1. *Let \mathcal{G} be a reactive program game structure, $p \in \{Sys, Env\}$ and $d \in \mathcal{D}$. If $ATTRACTOR(\mathcal{G}, p, d)$ terminates and returns $attr$, then $\llbracket attr \rrbracket = Attr_{\llbracket \mathcal{G} \rrbracket, p}(\llbracket d \rrbracket)$.*

6.2 Symbolic Game Solving

In reactive program games we consider *objectives defined in terms of the locations appearing in a play*. Below we recall the definitions of common types of objectives and the classical algorithms for solving such games, formulated symbolically in the context of reactive program games.



(a) The game structure.

$$a_0(l_1) = a_1(l_1) = \perp$$

$$a_2(l_1) = x \notin [3, 5]$$

$$a_3(l_1) = x \notin [3, 5] \vee x \in [3, 5] \wedge 0.5 \cdot x \notin [3, 5]$$

$$\equiv x \notin [3, 5] \vee x \in [3, 5] \wedge x \notin [6, 10] \equiv \top$$

$$a_4(l_1) = \top \text{ (fixpoint as } \equiv a_3(l_1))$$

(b) Iterations of $ATTRACTOR$ for location l_1 .

Fig. 4. (right) A reactive program game with locations $\{l_0, l_1\}$, input i and program variable x , both of type Real. (left) The iterative computation of $ATTRACTOR(\mathcal{G}, Sys, \{l_0 \mapsto \top\})$ for location l_1 .

function SOLVEBÜCHIGAME($\mathcal{G} = (T, \mathbb{I}, \mathbb{X}, L, Inv, \delta)$, $p \in \{\text{Sys}, \text{Env}\}$, $f \in \mathcal{D}$)

```

1   $f^0 := \lambda l. \perp$ ;  $f^1 := f$ ;  $w_{1-p}^0 := \lambda l. \perp$ 
2  for  $n = 1, 2, \dots$  do
3    if  $f^n \equiv_T f^{n-1}$  then return  $w_{1-p}^{n-1}$ 
4     $a^n := \text{ATTRACTOR}(\mathcal{G}, p, f^n)$ 
5     $w_{1-p}^n := \text{ATTRACTOR}(\mathcal{G}, 1-p, \neg \text{CPre}_{\mathcal{G}, p}(a^n))$ 
6     $f^{n+1} := f^n \wedge (Inv \wedge \neg w_{1-p}^n)$ 

```

Algorithm 2: Symbolic semi-algorithm for computing the set of states winning for Player $1-p$ in a game with a Büchi objective for Player p with set of accepting states represented by f .

Reachability and Safety Games. The *reachability objective* $\text{Reach}(R)$ for $R \subseteq L$, requires that some state with location in R is visited eventually. Formally, $\text{Reach}(R) := \{\pi \in \mathcal{S}^\omega \mid \exists n \in \mathbb{N}. \text{loc}(\pi[n]) \in R\}$. The dual, *safety objective* $\text{Safety}(S)$ for $S \subseteq L$, requires that only locations in S are visited by the play. Formally, $\text{Safety}(S) := \{\pi \in \mathcal{S}^\omega \mid \forall n \in \mathbb{N}. \text{loc}(\pi[n]) \in S\}$.

Reactive program games with reachability objectives for a Player p can be solved by applying Algorithm 1 to compute the Player p -attractor for the set of states with locations in R . More concretely, Proposition 6.1 directly implies that $W_p(\llbracket \mathcal{G} \rrbracket, \text{Reach}(R)) = \llbracket \text{ATTRACTOR}(\mathcal{G}, p, \{l \mapsto Inv(l) \mid l \in R\}) \rrbracket$ holds if the iteration in $\text{ATTRACTOR}(\mathcal{G}, p, \{l \mapsto Inv(l) \mid l \in R\})$ terminates.

Since safety is dual to reachability, we can solve a reactive program game with safety objective $\text{Safety}(S)$ for Player p by solving the game with a reachability objective for Player $1-p$ where the set of goal locations is $L \setminus S$. More precisely, we call Algorithm 1 as $\text{ATTRACTOR}(\mathcal{G}, 1-p, \{l \mapsto Inv(l) \mid l \notin S\})$. If it terminates and returns $attr$, then we have that $W_p(\llbracket \mathcal{G} \rrbracket, \text{Safety}(S)) = \llbracket \neg attr \wedge Inv \rrbracket$.

Büchi Games. The *Büchi objective* $\text{Buchi}(B)$ for a set of accepting locations $B \subseteq L$, requires that some location in B is visited infinitely often: $\text{Buchi}(B) := \{\pi \in \mathcal{S}^\omega \mid \forall m \in \mathbb{N}. \exists n > m. \text{loc}(\pi[n]) \in B\}$. The dual, *co-Büchi objective* $\text{coBuchi}(C)$ for rejecting locations $C \subseteq L$ requires that C is visited only finitely many times: $\text{coBuchi}(C) := \{\pi \in \mathcal{S}^\omega \mid \exists m \in \mathbb{N}. \forall n \geq m. \text{loc}(\pi[n]) \notin C\}$.

Employing the symbolic attractor computation procedure in Algorithm 1, we lift the classical algorithm for solving finite-state games with Büchi and co-Büchi objectives to a procedure for solving reactive program games with these objectives. The procedure, given in Algorithm 2, is based on a nested fixpoint computation, as the classical algorithm. The inner fixpoint iteration computes attractor sets for the Player p with Büchi objective $\text{Buchi}(B)$, and the outer fixpoint iteration computes increasing underapproximations of the set of winning states for the Player $1-p$ with co-Büchi objective $\text{coBuchi}(B)$. At each iteration, we first compute a^n , which represents the states from which Player p can enforce a visit to f^n , by calling Algorithm 1. Then, we compute w_{1-p}^n , which represents the states from which Player $1-p$ can prevent Player p from *revisiting* f^n . This is done by calling Algorithm 1 to compute an attractor for Player $1-p$.

To solve a reactive program Büchi game defined by a set of locations B in \mathcal{G} , we execute Algorithm 2 with $f := \{l \mapsto Inv(l) \mid l \in B\}$. If the computation reaches a fixpoint, that is, for some iteration m we have that $f^m \equiv_T f^{m-1}$ (and hence, $w_{1-p}^m = w_{1-p}^{m-1}$), then we have that $\llbracket w_{1-p}^m \rrbracket = W_{1-p}(\llbracket \mathcal{G} \rrbracket, \text{coBuchi}(B))$ and $\llbracket \neg w_{1-p}^m \wedge Inv \rrbracket = W_p(\llbracket \mathcal{G} \rrbracket, \text{Buchi}(B))$. This follows from the correctness of the classical algorithm for solving Büchi games [9, 23].

Parity Games. A parity objective is defined via a function $col : L \rightarrow \{0, 1, \dots, k\}$ that associates for a given $k \in \mathbb{N}$ each location with a *color* from $\{0, 1, \dots, k\}$. The *parity objective* requires that the maximal color a play visits infinitely often is even. Formally, $\text{Parity}(col) := \{\pi \in$

$S^\omega \mid \forall m \in \mathbb{N}. \text{colAt}(m) \bmod 2 = 1 \Rightarrow \exists n > m. \text{colAt}(n) \bmod 2 = 0 \wedge \text{colAt}(n) > \text{colAt}(m)$ where $\text{colAt}(k) := \text{col}(\text{loc}(\pi[k]))$. To solve reactive program games with parity objectives, we lift Zielonka’s algorithm [45] to a symbolic procedure in a similar manner as those above. The algorithm makes recursive calls with game structures obtained from the original one by removing states from it. In the symbolic computation we achieve this by strengthening the location invariants Inv . We recall the formal algorithm in Appendix A.

6.3 Strategy Extraction

When the answer to the realizability question for a reactive program game is positive, that is, for the given location l_{init} all states $s \in \mathcal{S}$ with $\text{loc}(s) = l_{\text{init}}$ are winning for Player Sys, we might want to extract a winning strategy for Player Sys in the form of a program. To this end, we lift the strategy-generation extensions of the classical algorithms on which the symbolic procedures are based.

We represent winning strategies for Player Sys as simple GOTO programs, with labels corresponding to locations, and which contain **goto** statements, **read** statements for the input variables, conditionals, and the selected updates from the game in form of (parallel) assignments to the program variables. Later on, we will extend these programs with additional labels, auxiliary variables, and simple assignments to the auxiliary variables. We now describe how the symbolic game-solving procedures described earlier in this section are extended to produce such programs.

The basic building block for strategy generation is the extraction of a program statement in a location $l \in L$ from a strategic decision based on the controllable predecessor $CPre_{\mathcal{G}, \text{Sys}}(d)(l)$ for some $d \in \mathcal{D}$. This requires a strategy that enforces reaching d in one step from l . Such a strategy selects a transition (l, g, u, l') where the guard g holds, and after the update u , $d(l')$ and $\text{Inv}(l')$ hold. For example, for $d = \{l' \mapsto x > 0\}$, guard $x < 5$, invariant $\text{Inv}(l') = \top$, and update $x := x + 1$, we extract the program statement **if** $(x < 5 \wedge x + 1 > 0)$ **then** $x := x + 1$; **goto** l' **else** ... which could then be followed by other such transition statements. Note that before branching according to the choice of the strategy at a given location, we have to add **read** statements for the input variables.

For games with reachability objectives, a winning strategy can be generated based on the attractor computation augmented with keeping a record of the “layers” of the attractor, that is the individual a^1, a^2, \dots until termination. For each location $l \in L$ and states in $a^{n+1}(l) \wedge \neg a^n(l)$, that is, states added to the attractor in step $n + 1$, the winning strategy will select a transition based on the controllable predecessor $CPre_{\mathcal{G}, \text{Sys}}(a^n)(l)$, resulting in a program statement as described above.

For safety games, we first compute the set of states $W_{\text{Sys}}(\llbracket \mathcal{G} \rrbracket, \text{Safety}(S))$ winning for Player Sys, symbolically represented by some $w \in \mathcal{D}$. Then, for each location $l \in L$, we generate a program statement representing a strategy to remain in w , that is, based on $CPre_{\mathcal{G}, \text{Sys}}(w)(l)$.

The procedures for solving games with Büchi and parity objectives can also be extended with the necessary bookkeeping to generate winning strategies by using strategies (programs) generated from the controllable predecessor operator and attractor computation as building blocks.

What about the environment? Winning strategies for Player Env are less useful as we are usually interested in strategies that give us an implementation of the desired system. They can be helpful as counterexamples, but for reactive program games, extracting a strategy for Player Env is more difficult, as the set of moves $M_e := \text{Inputs}_{\mathcal{G}}$ is potentially infinite.

7 ENFORCEMENT ACCELERATION

The symbolic procedure for attractor computation, and hence the procedures for solving games, presented in the previous section do not always terminate when the set of states \mathcal{S} is infinite.

As we explained in Section 3, the attractor computation for the reactive program game structure in Fig. 1a and the reachability winning condition for Player Sys to reach l_G , does not terminate. Applying the method from the previous section as $\text{ATTRACTOR}(\mathcal{G}, \text{Sys}, \{l_G \mapsto \top\})$, we get: $a^2 = \{l_0 \mapsto (x \leq 42), l_G \mapsto \top\}$, $a^3 = \{l_0 \mapsto (\forall i. x \leq 42 \vee i = 0 \vee x + i \leq 42 \vee x - i \leq 42), l_G \mapsto \top\}$, which simplifies to $\{l_0 \mapsto (x \leq 43), l_G \mapsto \top\}$, $a^4 = \{l_0 \mapsto (x \leq 44), l_G \mapsto \top\}$, $a^5 = \{l_0 \mapsto (x \leq 45), l_G \mapsto \top\}$, ... A fixpoint is never reached as $\llbracket a^n \rrbracket$ keeps growing in every iteration.

However, arguing for termination on an intuitive level is done quite simply as already shown in Section 1. If $x \leq 42$ or $i = 0$ in location l_0 , then $\{l_G \mapsto \top\}$ is reached in one step. Otherwise, by choosing the correct transition in location l_0 , Player Sys can force x to decrease and go back to location l_0 . Since the game is back in l_0 , decreasing x can be iterated, eventually leading to $x \leq 42$.

While we cannot ensure termination in general, we will augment the attractor computation with an acceleration operation. This operation should extend the computed attractor set with states from infinitely many levels in finitely many steps. Since the attractor captures strategic decisions, this acceleration operation allows us to handle unbounded strategy loops as the one in Fig. 1a.

For the rest of this section, we fix a first-order logical theory T .

7.1 Accelerating Symbolic Attractor Computation

The termination argument of our running example above is based on a simple inductive statement. From a more general perspective, it stated that if in location l , starting at some state not part of the goal states, Player p can enforce coming back to l and make progress towards the goal, then Player p can enforce reaching the goal eventually. To perform such reasoning automatically, we formalize this intuition by introducing the notion of *acceleration lemmas*. An acceleration lemma, formally introduced below, is a triple $(base, step, conc)$ of FOL formulas. The *conclusion conc* characterizes a set of states with the property that from each of them, by iterating the *step relation* described by *step*, a state in the set characterized by the base condition *base* must be reached.

Definition 7.1 (Acceleration Lemma). An *acceleration lemma* is a triple $(base, step, conc)$ of formulas $base \in \text{FOL}(V)$, $step \in \text{FOL}(V \cup V')$, and $conc \in \text{FOL}(V)$ for some $V \subseteq \text{Vars}$, such that:

- For every infinite sequence $\alpha \in \text{Assignments}(V)^\omega$, if it holds that $\alpha[0] \models_T conc$ and $\langle \alpha[i], \alpha[i+1] \rangle \models_T step$ for all $i \in \mathbb{N}$, then there exists some $k \in \mathbb{N}$ such that $\alpha[k] \models_T base$,
- and, for every $v \in \text{Assignments}(V)$ with $v \models_T conc$ and $v \not\models_T base$, and for every $v' \in \text{Assignments}(V)$ with $\langle v, v' \rangle \models_T step$, it holds that $v' \models_T conc$,

where $\langle v, v' \rangle(x) := v(x)$ for $x \in V$ and $\langle v, v' \rangle(x') := v'(x')$ for $x' \in V'$.

We denote with $\text{Lemmas}(V)$ the set of acceleration lemmas over the set of variables V .

Example 7.2. Consider $V = \{x\}$ where x is of integer type, and let $base := (x \leq 42)$, $step := (x' < x)$ and $conc := \top$. It is easy to see that $(base, step, conc)$ is an acceleration lemma, since the relation $<$ is well-founded on $\{z \in \mathbb{Z} \mid z \geq 42\}$. \square

Acceleration lemmas express generic inductive statements in a logical form. In order to employ such a lemma to accelerate the computation of an attractor set for some Player p in a reactive program game structure \mathcal{G} , it is necessary to establish that Player p can *enforce the repeated iteration of the step relation* in the game, against all possible behaviors of the opponent Player $1 - p$. To this end, we define the so-called *loop game*, which is a reactive program game structure obtained from \mathcal{G} for a given location l . Intuitively, the loop game “splits” the loops from location l to itself, thus allowing us to reason about iterated behavior from l back to itself. Furthermore, since the loop game captures all possible interactions between Player Sys and Player Env in \mathcal{G} that start from location l , it enables us to reason about the enforcement of a step relation by a player.

For a given location l , the loop game $\text{LoopGame}(\mathcal{G}, l, l_{\text{End}})$ is constructed by adding a new location $l_{\text{End}} \notin L$ to \mathcal{G} and redirecting all edges in \mathcal{G} with target location l to the new location l_{End} . This is formalized in the next definition.

Definition 7.3 (Loop Game). Given a reactive program game structure $\mathcal{G} = (T, \mathbb{I}, \mathbb{X}, L, \text{Inv}, \delta)$, a location $l_{\text{Split}} \in L$, and a fresh location $l_{\text{End}} \notin L$, the *loop game* is the reactive program game structure $\text{LoopGame}(\mathcal{G}, l_{\text{Split}}, l_{\text{End}}) := (T, \mathbb{I}, \mathbb{X}, L \cup \{l_{\text{End}}\}, \text{Inv}', \delta')$, where $\text{Inv}' := \text{Inv} \cup \{l_{\text{End}} \mapsto \text{Inv}(l_{\text{Split}})\}$, and $\delta' := \{(l_1, g, u, l_2) \in \delta \mid l_2 \neq l_{\text{Split}}\} \cup \{(l, g, u, l_{\text{End}}) \mid (l, g, u, l_{\text{Split}}) \in \delta\} \cup \{(l_{\text{End}}, \top, \lambda x.x, l_{\text{End}})\}$.

Example 7.4. Fig. 5 depicts the loop game $\text{LoopGame}(\mathcal{G}, l_0, l_{\text{End}})$ of our running example in Fig. 1a. We now illustrate how this loop game can be used to accelerate the diverging attractor computation shown at the beginning of this section, at the point where $a^3 = \{l_0 \mapsto (x \leq 43), l_G \mapsto \top\}$.

We want to apply the acceleration lemma from Example 7.2 at location l_0 . To this end, we have to check that starting in l_0 , Player Sys can either enforce the step relation and come back to l_0 or reach a^3 . To do this, we consider the loop game $\text{LoopGame}(\mathcal{G}, l_0, l_{\text{End}})$. The condition above is satisfied if Player Sys can enforce reaching l_{End} from l_0 in the loop game such that the relation *step* is satisfied by the initial (at l_0) and final (at l_{End}) values of the program variables (or reach a^3). Therefore, we compute the attractor for Player Sys of $\{l_0 \mapsto (x \leq 43), l_G \mapsto \top, l_{\text{End}} \mapsto x < e_x\}$ in the loop game. Here $x < e_x$ corresponds to the step relation $\text{step} = x' < x$, where e_x represents the initial value of x before the iteration. This “shift” is necessary as we are doing a backward computation. This attractor computation in the loop game yields $\{l_0 \mapsto \forall i. i \neq 0 \wedge x > 42 \rightarrow x+i < e_x \vee x-i < e_x, \dots\}$. Since at l_0 we have completed the iteration, we can set $e_x := x$ and the formula simplifies to $\{l_0 \mapsto \top, \dots\}$. This means that Player Sys can indeed iterate enforcing the step relation or reach a^3 .

Now, we check that the base condition $\text{base} = (x \leq 42)$ of our acceleration lemma is a subset of $a^3(l_0)$, which is indeed the case. The property of acceleration lemmas allows us to conclude that Player Sys can reach a^3 starting from *conc* by iterating *step*. Hence, we can add *conc* = \top to the attractor set at location l_0 , which results in reaching a fixpoint and the computation terminates. \square

To transform the method illustrated in Example 7.4 into a general acceleration procedure, we have to account for the following: In general, the loop game can be complex itself, and the attractor computation in the loop game may also benefit from acceleration. Hence, our acceleration technique should support the nested applications of lemmas. Furthermore, a simple way to realize our acceleration idea would be first to generate acceleration lemmas and then check their applicability with the described technique. However, this quickly becomes infeasible for large spaces of possible lemmas and game structures requiring the application of nested acceleration. To address this, we compute a symbolic attractor with “unknown” lemmas represented by uninterpreted symbols. To this end, our attractor acceleration technique has two main aspects:

- In this section, we show how to apply acceleration lemmas as *uninterpreted lemmas*. This includes collecting constraints that capture conditions a lemma must satisfy to be applicable, e.g. to establish that the respective player can enforce the step relation in the game.
- In Section 8, we present how we generate instances of the unknown lemmas that meet the accumulated constraints and, therefore, can be applied.

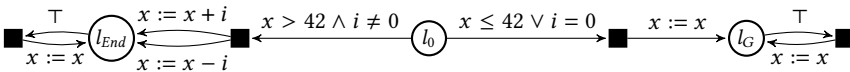


Fig. 5. Loop game $\text{LoopGame}(\mathcal{G}, l_0, l_{\text{End}})$ for the game structure in Fig. 1a.

```

function ATTRACTORACC( $\mathcal{G} = (T, \mathbb{I}, \mathbb{X}, L, \text{Inv}, \delta)$ ,  $p \in \{\text{Sys}, \text{Env}\}$ ,  $d \in \mathcal{D}$ )
1   $a^0 := \lambda l. \perp$ ;  $a^1 := d$ 
2  for  $n = 1, 2, \dots$  do
3  |   if  $a^n \equiv_T a^{n-1}$  then return  $a^n$ 
   |   if ACCELERATE? $(\mathcal{G}, p, a^n) = \{l\}$  then
   |   |    $a^n(l) := a^n(l) \vee \text{InstantiateLemmas}(\text{AccA}(\mathcal{G}, p, l, a^n))$ 
4  |    $a^{n+1} := a^n \vee \text{CPre}_{\mathcal{G}, p}(a^n)$ 

```

Algorithm 3: Accelerated semi-algorithm for computing $\text{Attr}_{[\mathcal{G}], p}(\llbracket d \rrbracket)$.

```

function AccA( $\mathcal{G}, p, l, d$ )
  pick fresh  $(b, st, c) \in \text{LemmaSymb}$ 
   $\mathcal{G}_{\text{loop}} := \text{LoopGame}(\mathcal{G}, l, l_{\text{End}})$  with fresh location  $l_{\text{End}} \notin L$ 
   $d_{\text{loop}} := d \cup \{l_{\text{End}} \mapsto st(E, \mathbb{X})\}$  where  $E = \{e_x: \text{fresh uint. constant} \mid x \in \mathbb{X}\}$ 
   $(\Psi_{\text{Rec}}, a) := \text{IterA}(\mathcal{G}_{\text{loop}}, p, \top, d_{\text{loop}})[E \mapsto \mathbb{X}]$ 
   $\Psi := (\forall \mathbb{X}. \text{Inv}(l) \wedge b(\mathbb{X}) \rightarrow d(l)) \wedge (\forall \mathbb{X}. \text{Inv}(l) \wedge \neg d(l) \wedge c(\mathbb{X}) \rightarrow \Psi_{\text{Rec}} \wedge a(l))$ 
  return  $(\Psi, c(\mathbb{X}) \wedge \text{Inv}(l))$ 

function IterA( $\mathcal{G}, p, \Psi, d$ )
  if  $\neg \text{ITERATE}?( \mathcal{G}, p, \Psi, d)$  then return  $(\Psi, d)$ 
  if ACCELERATE? $(\mathcal{G}, p, \Psi, d) = \{l\}$  then
  |    $(\Psi_{\text{Rec}}, \varphi) := \text{AccA}(\mathcal{G}, p, l, d)$ 
  |   return  $\text{IterA}(\mathcal{G}, p, \Psi \wedge \Psi_{\text{Rec}}, d[l \mapsto d(l) \vee \varphi])$ 
  return  $\text{IterA}(\mathcal{G}, p, \Psi, d \vee \text{CPre}_{\mathcal{G}, p}(d))$ 

function InstantiateLemmas( $\Psi, \varphi$ )
   $\text{Symb} := \text{UsedLemmaSymbols}(\{\Psi, \varphi\})$ 
  if find  $\lambda: \text{Symb} \rightarrow \text{Lemmas}(\mathbb{X})$  such that  $\text{VALID}(\Psi[\lambda])$  then return  $\varphi[\lambda]$  else return  $\perp$ 

```

Fig. 6. Procedures for attractor acceleration using uninterpreted lemmas.

Let us fix a countably infinite set LemmaSymb of triples (b, st, c) of uninterpreted predicate symbols. The symbols in such a triple represent the corresponding elements of an acceleration lemma. In the course of the symbolic computation of attractors, we generate and accumulate constraints, elements of $\text{Constraints} := \text{FOL}(\emptyset)$, featuring these symbols. For $\Phi \subseteq \text{FOL}$, we denote with $\text{UsedLemmaSymbols}(\Phi)$ the set of triples whose symbols appear in Φ .

Accelerated Attractor. Algorithm 3 shows the procedure ATTRACTORACC for attractor computation with acceleration. At each iteration, a *heuristic function* ACCELERATE? is used to decide whether an acceleration should be attempted at location l at the current step of the computation. This function returns either \emptyset or a singleton set of locations. We discuss possible heuristics in Section 9.

The acceleration consists in computing a formula in $\varphi \in \text{FOL}(\mathbb{X})$ such that the set $\{(l, \mathbf{x}) \mid \mathbf{x} \models_T \varphi\}$ is a subset of the computed attractor. The procedure $\text{AccA} : \text{GameStructure} \times \{\text{Sys}, \text{Env}\} \times L \times \mathcal{D} \rightarrow \text{Constraints} \times \text{FOL}(\mathbb{X})$ computes such a φ featuring uninterpreted predicate symbols representing the acceleration lemmas and a constraint capturing conditions for lemma application. It uses the procedure $\text{IterA} : \text{GameStructure} \times \{\text{Sys}, \text{Env}\} \times \text{Constraints} \times \mathcal{D} \rightarrow \text{Constraints} \times \mathcal{D}$. The function $\text{InstantiateLemmas} : \text{Constraints} \times \text{FOL} \rightarrow \text{FOL}(\mathbb{X})$ finds an instantiation to the uninterpreted symbols used to represent the acceleration lemmas. These functions are defined in Fig. 6.

IterA performs steps of an attractor computation plus acceleration and computes an under-approximation of an attractor. We cannot use the normal attractor computation anymore since

the uninterpreted predicates hinder us from identifying if we have reached a fixpoint. Therefore, the heuristic function `ITERATE?` determines when to stop the computation. The heuristic function, `ACCELERATE?` determines whether to accelerate by invoking `AccA`.

Given a location $l \in L$ and symbolic goal d , `AccA` computes a symbolic state for l from which Player p can enforce going to d , if the uninterpreted lemmas satisfy the computed constraint. `AccA` does so by introducing and symbolically applying an acceleration lemma at location l as follows.

- We first pick a fresh triple (b, st, c) of lemma symbols from `LemmaSymb` for the uninterpreted lemma that we are applying.
- As in Example 7.4, we construct \mathcal{G}_{loop} for l , since we want to accelerate at location l .
- We construct d_{loop} obtained from d by mapping the new location l_{End} to the formula $st(E, \mathbb{X})$. $st(E, \mathbb{X})$ expresses the relation between E , a set of fresh uninterpreted constants with one such constant for each variable in \mathbb{X} , representing the initial assignment, and \mathbb{X} representing the values of the program variables at l_{End} .
- We invoke `IterA` which recursively performs iterations of the attractor computation. Intuitively, if Player p can enforce to reach $d_{loop}(l_{End})$, it can either get to the goal $\llbracket d \rrbracket$ or enforce the step relation $st(E, \mathbb{X})$. As `IterA` might call `AccA`, it also returns a constraint Ψ_{Rec} . The substitution $[E \mapsto \mathbb{X}]$ denotes the syntactic transformation that replaces each e_x by the respective $x \in \mathbb{X}$. This transformation is necessary as, intuitively, for Ψ_{Rec} and $a(l)$ we have to consider for the constraint the initial assignment to \mathbb{X} in l before performing the step.
- Finally, `AccA` constructs the new constraint Ψ . Intuitively, the first conjunct states that the base of the lemma $b(\mathbb{X})$ is included in the goal $d(l)$. The second conjunct states that every state in the conclusion $c(\mathbb{X})$ that is not an element of the goal must be in $\llbracket a \rrbracket$, i.e. either the goal or the step relation is enforceable from $c(\mathbb{X})$ if not already at the goal. We assume that each quantifier uses a fresh copy (or De Bruijn indexing) of the variables in \mathbb{X} and applies the appropriate renaming. This ensures the correct replacement of constants in E with variables as described in the previous step.
- We return the new constraint Ψ and the conclusion $c(\mathbb{X})$ of the applied lemma. The constraint Ψ ensures, together with the property of an acceleration lemma, that from $c(\mathbb{X})$, Player p can enforce reaching d .
- Note that the incompleteness of `IterA` is not a problem, as terminating early with an underapproximation will only result in a stronger constraint.

What remains is to define the function `InstantiateLemmas`(Ψ, φ) that searches for an instantiation of the uninterpreted symbols, representing the used acceleration lemmas, that satisfies Ψ and defines valid lemmas. If such an instantiation is found, it returns a formula φ in which the terms applying these symbols have been replaced with formulas in $FOL(\mathbb{X})$. In Section 8 we discuss the practicalities of the check for the existence of lemmas. Function `InstantiateLemmas`, shown in Fig. 6, requires finding a mapping $\lambda : \text{UsedLemmaSymbols}(\{\Psi, \varphi\}) \rightarrow \text{Lemmas}(\mathbb{X})$ of the lemma symbol triples used in Ψ and φ to the set of lemmas $\text{Lemmas}(\mathbb{X})$. For $\psi \in \{\Psi, \varphi\}$ we denote with $\psi[\lambda]$ the formula obtained from ψ by the following transformation. For each (b, st, c) such that $\lambda((b, st, c)) = (base, step, conc)$, replace each predicate term of the form

- $b(\{t_x\}_{x \in \mathbb{X}})$ by $base[x \mapsto t_x \mid x \in \mathbb{X}]$; $c(\{t_x\}_{x \in \mathbb{X}})$ by $conc[x \mapsto t_x \mid x \in \mathbb{X}]$;
- $st(\{t_x\}_{x \in \mathbb{X}}, \{t'_x\}_{x \in \mathbb{X}})$ by $step[x \mapsto t_x, x' \mapsto t'_x \mid x \in \mathbb{X}]$.

By the construction of Ψ and φ in `AccA`, all the terms containing the lemma predicate symbols as top symbols are of the above form, and hence, no uninterpreted acceleration lemma symbols appear in $\psi[\lambda]$. Furthermore, all uninterpreted constants introduced during the construction have been mapped back to variables and do not appear in the result returned to `ATTRACTORACC`.

Example 7.5. Consider our running example from Fig. 1a where Player Sys has to enforce reaching l_G . Suppose we accelerate in Algorithm 3 at location l_0 after the first iteration, invoking procedure $\text{AccA}(\mathcal{G}, \text{Sys}, l_0, d)$ with $d = a^2 = \{l_0 \mapsto (x \leq 42), l_G \mapsto \top\}$. AccA picks $(b, st, c) \in \text{LemmaSymb}$ and constructs \mathcal{G}_{loop} as shown in Fig. 5. It then calls $\text{IterA}(\mathcal{G}_{loop}, \text{Sys}, \top, d_{loop})$ with $d_{loop} := \{l_0 \mapsto (x \leq 42), l_G \mapsto \top, l_{End} \mapsto st(e_x, x)\}$, where e_x is a fresh constant for $x \in \mathbb{X}$. Suppose IterA performs one iteration before ITERATE? tells it to terminate with $(\top, \{l_0 \mapsto \varphi, l_G \mapsto \top, l_{End} \mapsto st(e_x, x)\})$ where $\varphi \equiv_T \forall i. x \leq 42 \vee i = 0 \vee st(e_x, x - i) \vee st(e_x, x + i)$. Back in procedure AccA , we have $a(l_0) \equiv_T \varphi[e_x \mapsto x] \equiv_T \forall i. x \leq 42 \vee i = 0 \vee st(x, x - i) \vee st(x, x + i)$ and $\Psi := (\forall x. b(x) \rightarrow x \leq 42) \wedge (\forall x. x > 42 \wedge c(x) \rightarrow a(l_0))$. Hence, AccA returns $(\Psi, c(\mathbb{X}))$. Then in InstantiateLemmas , it is easy to see that for $\lambda((b, st, c)) := (x \leq 42, x' < x, \top)$ the constraint Ψ is valid. Applying λ to $c(\mathbb{X})$ yields \top as result. Back in ATTRACTORACC we get $a^1(l_0) := a^1(l_0) \vee \top$ and terminate.

THEOREM 7.6 (SOUNDNESS OF ALGORITHM 3). *Let \mathcal{G} be a reactive program game structure, $p \in \{\text{Sys}, \text{Env}\}$, and $d \in \mathcal{D}$. If $\text{ATTRACTORACC}(\mathcal{G}, p, d)$ terminates returning a , then it holds that $\llbracket a \rrbracket = \text{Attr}_{\llbracket \mathcal{G} \rrbracket, p}(\llbracket d \rrbracket)$.*

Theorem 7.6 states the correctness of our acceleration procedure. It follows from the property of functions AccA and InstantiateLemmas stated in the lemma below which, intuitively, states that the constraints only allow applicable lemmas to be instantiated. We prove Theorem 7.6 and Lemma 7.7 in Appendix B.

LEMMA 7.7. *Let \mathcal{G} be a reactive program game structure, $p \in \{\text{Sys}, \text{Env}\}$, $l \in L$ and $d \in \mathcal{D}$. Then, if $\text{AccA}(\mathcal{G}, p, l, d)$ returns the pair (Ψ, φ) , then for every mapping $\lambda : \text{UsedLemmaSymbols}(\{\Psi, \varphi\}) \rightarrow \text{Lemmas}(\mathbb{X})$ such that the formula $\Psi[\lambda]$ is valid it holds that $\llbracket \{l \mapsto \varphi[\lambda]\} \rrbracket \subseteq \text{Attr}_{\llbracket \mathcal{G} \rrbracket, p}(\llbracket d \rrbracket)$.*

Note: Our method is inherently incomplete and it is difficult to characterize the class of infinite-state games on which it terminates. This is not surprising, as pointed out in [1] transferring decidability results from verification to games is in general non-trivial.

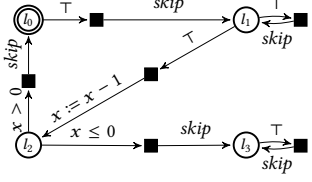
7.2 Extracting Reactive Programs from Acceleration Lemmas

The extraction of programs in the presence of acceleration follows the same principles as in Section 6.3. We only need to define the sub-program constructed for the application of acceleration during the attractor computation, that is the invocation of procedure AccA .

When extracting a program for AccA , we add new labels in the GOTO program for each location in the loop game \mathcal{G}_{loop} . Note that those new labels are different from the labels corresponding to the locations in the original game \mathcal{G} . The program labels l_0^L , l_G^L and l_E^L in Fig. 1b result from the loop game in Fig. 5, constructed by AccA . Before starting the extraction for IterA , we introduce an auxiliary copy of the program variables that stores the values of \mathbb{X} at the label l (this corresponds to the set of fresh variables E). Storing these values is necessary in order to check conditions on the step relation in the program for IterA . The program in Fig. 1b contains such an auxiliary variable x_0 and the copy assignment $x_0 := x$ at label l_0^L .

For IterA we extract the program as outlined in Section 6.3 except that the conditions in the program might contain uninterpreted symbols for the lemmas. If in the program IterA parts of the original attractor are reached, we add a jump back to the respective location of \mathcal{G} . If l_{End} is reached, the program jumps back to the label of l . If IterA applies acceleration (invokes AccA) we apply this extraction process recursively.

The result is a program skeleton from which we still have to remove the uninterpreted lemma symbols. After InstantiateLemmas has found and instantiation with concrete lemmas, we use this instantiation to replace all occurrences of uninterpreted lemma symbols in the conditions of the

(a) Game with integer program variable x .

	f^0	a^0	w_{1-p}^1	f^1	a^1	w_{1-p}^2	...
l_0	\top	\top	$x \leq 1$	$x > 1$	$x > 1$	$x \leq 2$...
l_1	\perp	$x > 1$	$x \leq 1$	\perp	$x > 2$	$x \leq 2$...
l_2	\perp	$x > 0$	$x \leq 1$	\perp	$x > 1$	$x \leq 2$...
l_3	\perp	\perp	\top	\perp	\perp	\top	...

(b) Sets computed during the procedure.

Fig. 7. Example demonstrating the need for acceleration of the computation of the set w_{1-p}^n in the procedure for solving Büchi games outlined in Section 6.

extracted program. In our running example, when generating the program in Fig. 1b, we will first get a program including statements of the form $\text{if } (\text{step}(x_0, x + i)) \{ x := x + i; \text{goto } l_E^i \}$. Then, we plug in the acceleration lemma from Example 7.2 and $\text{step}(x_0, x + i)$ becomes $x + i < x_0$ (as $x + i$ corresponds to x' in step and x_0 to x) which is exactly the statement that we have in Fig. 1b.

7.3 Acceleration Beyond Attractors

The symbolic semi-algorithms for solving Büchi and parity games outlined in Section 6 are accelerated by using ATTRACTORACC instead of ATTRACTOR. This accelerates the computation of attractor sets in the solving procedures, and helps the overall computation of the set of winning states to converge. For the Büchi game in Example 3.3 the procedure for solving Büchi games with accelerated attractor computation successfully terminates.

However, the convergence of ATTRACTORACC is in general insufficient to ensure the convergence of the procedure for Büchi games. For example, consider the reactive program game structure in Fig. 7a and the Büchi objective for Player Sys defined by $B := \{l_0\}$. The table in Figure 7b shows the computation of the procedure in Algorithm 2. We observe that the sets w_{1-p}^i will keep growing and the computation never terminates. Player Env wins the game for every possible state, since the initial value of x bounds the number of visits to l_0 . However, this argument cannot be captured with attractor acceleration, as Player Env cannot force Player Sys to decrease x .

Therefore, we introduce an additional acceleration method. Intuitively, it captures the idea that if Player p with the Büchi objective keeps visiting a given accepting location, then the set of winning states of Player $1-p$ must be reached eventually. The procedure is formalized in Fig. 8. It employs a process we call *co-Büchi acceleration*, that accelerates the outer fixpoint in SOLVEBÜCHI, which computes the sets f^1, f^2, \dots . Analogous to attractor acceleration, we use symbolic procedures AccB and IterB which generate constraints for acceleration lemmas and are mutually recursive. The function $\text{AccB} : \text{GameStructure} \times \{\text{Sys}, \text{Env}\} \times L \times \mathcal{D} \rightarrow \text{Constraints} \times \text{FOL}(\mathbb{X})$ operates in a similar manner as function AccA. The difference is that the loop game is now constructed for a location $l \in B$, the set of Büchi winning locations, and is equipped with a Büchi winning condition $f_{\text{loop}} := f \cup \{l' \mapsto \neg \text{st}(E, \mathbb{X})\}$. Intuitively, f_{loop} requires that in the loop game the Büchi player enforces visiting infinitely often a location in $B \setminus \{l\}$, or a visit to l_{End} while also ensuring that the step relation of the applied lemma is violated. Thus, the winning region of the co-Büchi player in this game are states from which it can enforce that the play does not visit $B \setminus \{l\}$ infinitely often and if it visits location l_{End} , then the step relation must be satisfied at location l_{End} . If Player p loses this loop game, Player p can only win the overall game by visiting l_{Split} infinitely often while applying step . This allows extending the winning region of Player $1-p$ using an acceleration lemma. The function $\text{IterB} : \text{GameStructure} \times \{\text{Sys}, \text{Env}\} \times \text{Constraints} \times \mathcal{D} \times \mathcal{D} \rightarrow \text{Constraints} \times \mathcal{D}$ is the analogous of IterA, but performs the steps of the procedure for Büchi games instead, and invokes IterA for the accelerated attractor computation. The key difference here is that the attractor sets computed for the Büchi player must not be underapproximated. To this end, we add an additional

```

function SOLVEBÜCHIACC( $\mathcal{G} = (T, \mathbb{I}, \mathbb{X}, L, \text{Inv}, \delta)$ ,  $p \in \{\text{Sys}, \text{Env}\}$ ,  $f \in \mathcal{D}$ )
  ...
  4  $a^n := \text{ATTRACTORACC}(\mathcal{G}, p, f^n)$ 
  5  $w_{1-p}^n := \text{ATTRACTORACC}(\mathcal{G}, 1-p, \neg \text{CPre}_{\mathcal{G}, p}(a^n))$ 
  if ACCELBUCHI? $(\mathcal{G}, p, w_{1-p}^n) = \{l\}$  then
     $\lfloor w_{1-p}^n(l) := w_{1-p}^n(l) \vee \text{InstantiateLemmas}(\text{AccB}(\mathcal{G}, p, l, f^n \wedge (\text{Inv} \wedge \neg w_{1-p}^n)))$ 
  6  $f^{n+1} := f^{n+1} \wedge (\text{Inv} \wedge \neg w_{1-p}^n)$ 

function AccB( $\mathcal{G}, p, l, f$ )
  pick fresh  $(b, st, c) \in \text{LemmaSymb}$ 
   $\mathcal{G}_{\text{loop}} := \text{LoopGame}(\mathcal{G}, l, l_{\text{End}})$  with
  fresh location  $l_{\text{End}}$ 
   $f_{\text{loop}} := f \cup \{l_{\text{End}} \mapsto \neg st(E, \mathbb{X})\}$ 
  where  $E =$ 
   $\{e_x: \text{fresh unint. constant} \mid x \in \mathbb{X}\}$ 
   $(\Psi_{\text{Rec}}, a) :=$ 
   $\text{IterB}(\mathcal{G}_{\text{loop}}, p, \emptyset, f_{\text{loop}})[E \mapsto \mathbb{X}]$ 
   $\Psi := (\forall \mathbb{X}. \text{Inv}(l) \wedge b(\mathbb{X}) \rightarrow \neg f(l)),$ 
   $\wedge (\forall \mathbb{X}. \text{Inv}(l) \wedge f(l) \wedge c(\mathbb{X})$ 
   $\rightarrow \Psi_{\text{Rec}} \wedge a(l))$ 
  return  $(\Psi, c(\mathbb{X}) \wedge \text{Inv}(l))$ 

function IterB( $\mathcal{G}, p, \Psi, f, w_{1-p}$ )
  if  $\neg \text{ITERATE}^?(\mathcal{G}, p, \Psi, f, w_{1-p})$  then return
   $(\Psi, w_{1-p})$ 
   $(\Psi_1, a) := \text{IterA}(\mathcal{G}, p, \Psi, f)$ 
   $\Psi_1 := \Psi_1 \wedge \text{Precise}(\mathcal{G}, p, a)$ 
   $(\Psi_2, w'_{1-p}) := \text{IterA}(\mathcal{G}, 1-p, \text{Inv} \wedge \neg \text{CPre}_{\mathcal{G}, p}(a))$ 
   $f' := f \wedge (\text{Inv} \wedge \neg w'_{1-p})$ 
  if ACCELBUCHI? $(\mathcal{G}, p, \Psi, f', w'_{1-p}) = \{l\}$  then
   $(\Psi_3, \varphi) := \text{AccB}(\mathcal{G}, p, l, f')$ 
   $f' := f'[l \mapsto f'(l) \wedge \neg \varphi]$ 
   $w'_{1-p} := w'_{1-p}[l \mapsto w'_{1-p}(l) \vee \varphi]$ 
  return
   $\text{IterB}(\mathcal{G}, p, \Psi \wedge \Psi_1 \wedge \Psi_2 \wedge \Psi_3, f', w'_{1-p})$ 
  return  $\text{IterB}(\mathcal{G}, p, \Psi \wedge \Psi_1 \wedge \Psi_2, f', w'_{1-p})$ 

```

Fig. 8. Accelerated semi-algorithm for solving Büchi games.

constraint defined as $\text{Precise}(\mathcal{G}, p, a) := \forall l \in L. \text{CPre}_{\mathcal{G}, p}(a)(l) \rightarrow a(l)$, which states that the corresponding symbolic set overapproximates the attractor. Similarly to Theorem 7.6 we obtain the following.

PROPOSITION 7.8 (SOUNDNESS OF SOLVEBÜCHIACC). *Let \mathcal{G} be a reactive program game structure, $p \in \{\text{Sys}, \text{Env}\}$, and $B \subseteq L$. If $\text{SOLVEBÜCHIACC}(\mathcal{G}, p, \{l \mapsto \text{Inv}(l) \mid l \in B\})$ terminates returning w , then it holds that $\llbracket w \rrbracket = W_{1-p}(\llbracket \mathcal{G} \rrbracket, \text{coBuchi}(B))$.*

We expect one can construct an acceleration procedure for parity objectives in the same manner. However, this is out of scope of this paper.

8 SYNTHESIS OF ACCELERATION LEMMAS AND PROGRAMS

8.1 Acceleration Lemma Templates

It remains to discuss how to instantiate the uninterpreted symbols representing acceleration lemmas by actual acceleration lemmas. One approach is to derive them using a set of templates or a formal grammar. The derived lemmas must fulfill two requirements: they must satisfy the constraint generated during symbolic acceleration, and they must fulfill the condition of Definition 7.1. Since the constraint is a FOL formula in some theory T , our goal is to formulate the lemma generation task as an SMT problem. To this end, we need to define the set of templates which will be used for generation in a way that ensures that the results are valid w.r.t. the second-order condition in Definition 7.1. In order to do this, we make use of the following proposition:

PROPOSITION 8.1. *Let $\epsilon > 0$ be a constant, and let $r \in \mathcal{T}_F$ be a function term of real or integer type over variables $V \subseteq \text{Vars}$. Then, $(r(V) \leq 0, r(V') + \epsilon \leq r(V), \top)$ is an acceleration lemma over V .*

We call r the ranking function.

The above property provides us with a way to generate acceleration lemmas that satisfy the condition in Definition 7.1. To ensure that we can effectively check satisfiability of the generated constraints, a meaningful class of ranking functions are affine functions with bounded coefficients. For instance, when \mathbb{X}_{Num} are the program variables with a numerical type, we consider

$$r = \sum_{x \in \mathbb{X}_{Num}} p_x x + d \text{ with } d \in \mathbb{R} \text{ and } p_x \in \{-1, 0, 1\}.$$

Such a lemma is typically applicable only in some part of the state space. This necessitates the application of multiple lemmas and specifying some properties to be invariant under the step relation. Hence, our templates should allow adding invariants as stated in the following.

PROPOSITION 8.2. *Let (base, step, conc) be an acceleration lemma over V and let $inv \in FOL(V)$ be a formula. Then, $(base \wedge inv, step \wedge inv[V \mapsto V'], conc \wedge inv)$ is also an acceleration lemma.*

We call inv an invariant.

We define templates for invariants as linear inequalities with bounded coefficients. More concretely, we consider linear inequalities with B variables for some selected bound $B \in \mathbb{N}$, i.e.,

$$inv_B = \sum_{x \in \mathbb{X}_{Num}} p_x x \leq d \text{ with } d \in \mathbb{R}, p_x \in \{-1, 0, 1\} \text{ and } \sum_{x \in \mathbb{X}} |p_x| \leq B.$$

We distinguish the special case where $B = 1$, which results in the simpler set of invariant templates $inv_T := \{x \leq d, x \geq d, x = d \mid x \in \mathbb{X}_{Num}, d \in \mathbb{R}\}$. As invariants need not satisfy any additional restrictions, we can allow conjunctions of inequalities, or even other given predicates.

Putting everything together, the lemma template that we use is the one from Proposition 8.1 combined according to Proposition 8.2 with an invariant inv that is a conjunction of several instances of inv_B and inv_T where each part of the template has its unique set of meta-variables.

8.2 Lemma Instantiation via Quantifier Elimination

It remains to discuss how to transform the templates into a mapping $Symb \rightarrow Lemmas(\mathbb{X})$ of the used lemma symbols $Symb := UsedLemmaSymbols(\{\Psi, \varphi\})$ to actual lemmas. Recall that λ is required by function `InstantiateLemmas` in Fig. 6 in order to compute the acceleration result.

We define a *template mapping* to be a function $\tau : Symb \rightarrow FOL(\mathbb{X} \cup Meta) \times FOL(\mathbb{X} \cup Meta) \times FOL(\mathbb{X} \cup Meta)$ that maps the uninterpreted lemma symbols to lemma templates containing meta-variables $Meta$ (like p_x or d from above). For an instantiation of the meta-variables $M : Meta \rightarrow \mathcal{T}_F$, that maps the meta-variables to terms without meta-variables, we define $\lambda_{\tau, M} : Symb \rightarrow Lemmas(\mathbb{X})$ as $\lambda_{\tau, M}(s) = \tau(s)[M]$ where in the image of τ all meta-variables $m \in Meta$ are simultaneously replaced by their respective terms $M(m)$ (slightly abusing the notation $\cdot[\cdot]$).

Thus, given a constraint Ψ and a formula $\varphi \in FOL(\mathbb{X})$ with uninterpreted lemma symbols, the task of finding a mapping λ reduces to finding a model $M : Meta \rightarrow \mathcal{T}_F$ of the formula $\Psi[\tau(Meta)]$, where $\Psi[\tau(Meta)]$ is obtained from Ψ by applying τ as substitution. If a model M is found (by the SMT solver) we have that $\Psi[\lambda_{\tau, M}]$ evaluates to true, and the function `InstantiateLemmas` then returns $\varphi[\lambda_{\tau, M}]$. For program extraction, M provides a concrete instantiation of the meta-variables, and hence, a concrete acceleration lemma that we use as described in Section 7.2.

However, the generated model might yield an acceleration lemma that is not general enough. For example, recall the acceleration lemma used for our running example in Example 7.5, but suppose that now we want to use the method outlined above to generate an acceleration lemma using our template format. As our template allows for the use of invariants, a model generated by the SMT solver might result in an acceleration lemma of the form $(x \leq 42, x' < x \wedge x' \leq 100, x \leq 100)$ which

is the original lemma with the additional invariant $x \leq 100$. Unlike the lemma in Example 7.5, this lemma does not result in immediately reaching a fixpoint in the attractor computation. One possible way to mitigate this, is to enumerate models and thus generate multiple acceleration lemmas that can be all applied in AccA to further extend the computed attractor.

Instead of computing instantiations of the meta-variables one by one from the satisfying assignments of $\Psi[\tau(Meta)]$, we can take a different approach. We can consider a formula in which the meta-variables are explicitly existentially quantified:

$$\Phi(\mathbb{X}) := \exists Meta. \Psi[\tau(Meta)] \wedge \varphi[\tau(Meta)].$$

The set of assignments that satisfy $\Phi(\mathbb{X})$ consists of those assignments to \mathbb{X} for which there exists an instantiation of the meta-variables (that is, a valid acceleration lemma). Thus, it implicitly captures all the acceleration lemmas that are possible results of `InstantiateLemmas`. Applying *quantifier elimination* to $\Phi(\mathbb{X})$, we obtain a formula $QElim(\Phi)$ that characterizes the final conclusion, which can be seen as the union of the conclusions of all acceleration lemmas satisfying the templates and the constraints. In our running example, we obtain $QElim(\Phi) \equiv \top$, as there exist an instantiation of the meta-variables that results in a lemma with conclusion \top (for example the one from our example). With this approach, `InstantiateLemmas` returns $QElim(\Phi)$ as the result of the acceleration.

8.3 Program Extraction via Skolem Function Synthesis

The formula $QElim(\Phi)$ characterizes all possible results of `InstantiateLemmas` and is sufficient for computing a symbolically represented set of states to add to the attractor. However, for extracting a program as in Section 7.2, we need concrete acceleration lemmas, i.e. concrete values for *Meta*. Since for different assignments satisfying $QElim(\Phi)$, the concrete values of *Meta* can be different, our goal is to generate functions for the meta-variables with arguments in $Assignments(\mathbb{X})$. For each x satisfying $QElim(\Phi)$ these functions should yield a valid lemma. We consider the formula

$$\forall \mathbb{X}. \exists Meta. QElim(\Phi) \rightarrow (\Psi[\tau(Meta)] \wedge \varphi[\tau(Meta)]).$$

and the task becomes to compute *Skolem functions* $SK_m : Assignments(\mathbb{X}) \rightarrow Domain(m)$ for the meta-variables $m \in Meta$. This is essentially a functional synthesis problem. One way to do that is to skolemize the above formula by substituting *Meta* using uninterpreted function symbols and then solve the resulting second-order satisfiability problem.

A tuple of Skolem functions SK_m , one for each $m \in Meta$, characterizes a lemma as a function of the values of \mathbb{X} at the point *when we start applying acceleration*. Our concrete lemmas are therefore given by the instantiation $\lambda_{\tau, m \rightarrow SK_m}(\mathbb{X}_{SK})$ where \mathbb{X}_{SK} is a copy of \mathbb{X} storing the values of the program variables before entering the sub-program generated for acceleration. Aside from these additional auxiliary variables, the program generation proceeds as described in Section 7.2.

9 EVALUATION

We implemented our game-solving method in a prototype using Z3 [15] as the SMT solver. The implementation realizes the heuristics from Section 7 based on the current number of symbolic state changes k_l per location $l \in L$, i.e. how many times $a^{i+1}(l) \neq_T a^i(l)$ so far in the computation. In Algorithm 3, the frequency with which `ACCELERATE?` attempts acceleration in l grows linearly in k_l . In `InstantiateLemmas`, we query the SMT solver with a timeout which is quadratic in k_l . The lemma template is as described in Section 8 and uses an invariant that has a number of conjuncts inv_T and inv_2 linear in k_l . For `IterA`, the heuristics bound the depth of nested acceleration linearly in k_l , as well as ensure two updates of the symbolic state per location, first an application of the enforceable predecessor and then a potential nested acceleration.

Name	Ω	ST	$ L $	$ \mathbb{X} $	$ \mathbb{I} $	Win	A	rp	R	T	G	M	extr
Cinderella 1.4 [11, 44]	S	\mathbb{R}	4	5	5	Env	0	0.3	MO	NI	0.2	TO	-
Cinderella 1.5	S	\mathbb{R}	4	5	5	Env	0	0.4	MO	NI	0.2	TO	-
Cinderella 1.6	S	\mathbb{R}	4	5	5	Env	0	0.4	MO	NI	0.2	TO	-
Cinderella 1.8	S	\mathbb{R}	4	5	5	Env	0	0.5	MO	NI	0.3	TO	-
Cinderella 1.9	S	\mathbb{R}	4	5	5	Env	0	0.9	MO	NI	0.6	TO	-
Cinderella 2.0	S	\mathbb{R}	4	5	5	Sys	0	0.5	MO	NI	0.6	TO	0.7
Cinderella 2.5	S	\mathbb{R}	4	5	5	Sys	0	0.5	MO	NI	0.5	TO	0.7
Cinderella 3.0	S	\mathbb{R}	4	5	5	Sys	0	0.5	MO	NI	0.4	TO	0.7
Box [35]	S	\mathbb{Z}	4	2	4	Sys	0	0.2			0.2	3.9	0.4
Box Limited	S	\mathbb{Z}	4	2	2	Env	0	0.3	0.9	TO	0.1	2.3	-
Diagonal	S	\mathbb{Z}	4	2	2	Sys	0	0.2	4.9	MO	0.1	3.4	0.3
Evasion	S	\mathbb{Z}	4	4	4	Sys	0	0.2	2.3	TO	0.3	57	0.5
Follow	S	\mathbb{Z}	4	4	4	Sys	0	0.3	TO	TO	0.5	112	0.6
Solitary	S	\mathbb{Z}	3	2	0	Sys	0	0.2	0.2	IR	0.2	0.9	0.3
Square-5x5	S	\mathbb{Z}	4	2	4	Sys	0	0.2	56	TO	0.1	6.8	0.5
Watertank Double [32]	S	\mathbb{R}	4	2	0	Sys	0	0.2	11	NI	NI	TO	0.3
Watertank Single	B	\mathbb{R}	5	1	0	Sys	1	0.6	25	NI	-	1.7	1.8
Elevator Simple 3	B	\mathbb{Z}	4	4	0	Sys	0	1.2	1.5	TO	-	19	2.2
Elevator Simple 4	B	\mathbb{Z}	4	5	0	Sys	0	1.3	2.4	MO	-	TO	2.7
Elevator Simple 5	B	\mathbb{Z}	4	6	0	Sys	0	1.6	6.3	MO	-	TO	3.8
Elevator Simple 8	B	\mathbb{Z}	4	9	0	Sys	0	3.3	23	TO	-	MO	8.6
Elevator Simple 10	B	\mathbb{Z}	4	11	0	Sys	0	6.3	93	TO	-	MO	16
Elevator Signal 3	B	\mathbb{Z}	3	2	1	Sys	0	1.4	17	MO	-	11	2.2
Elevator Signal 4	B	\mathbb{Z}	3	2	1	Sys	0	1.7	109	MO	-	12	2.6
Elevator Signal 5	B	\mathbb{Z}	3	2	1	Sys	0	1.9	TO	MO	-	11	2.9
Example-Fig. 1a	R	\mathbb{Z}	2	1	1	Sys	1	2.1	(IR)	(IR)	(NI)	73	32
Example-Fig. 2	R	\mathbb{Z}	4	2	0	Sys	1	0.7	(TO)	IR	(NI)	TO	1.2
Rob-Grid-1d-Reach	R	\mathbb{Z}	2	1	0	Sys	1	0.2	(TO)	IR	(NI)	2.8	0.7
Rob-Grid-2d-Reach	R	\mathbb{Z}	2	2	0	Sys	1	0.3	(MO)	IR	(NI)	TO	495
Rob-Cont-1d-Reach-Real	R	\mathbb{R}	2	1	1	Sys	1	0.3	(TO)	(NI)	(NI)	TO	TO
Rob-Cont-2d-Reach-Real	R	\mathbb{R}	2	2	2	Sys	1	0.4	(TO)	(NI)	(NI)	TO	TO
Rob-Cont-1d-Reach-Unreal	R	\mathbb{R}	2	1	1	Env	0	0.1	(TO)	NI	(NI)	7.5	-
Rob-Cont-2d-Reach-Unreal	R	\mathbb{R}	2	2	2	Env	2	3.0	(TO)	NI	(NI)	TO	-
Rob-Cat-1d-Real	R	\mathbb{Z}	3	2	2	Sys	1	3.0	(TO)	(MO)	(NI)	9.8	TO
Rob-Cat-2d-Real	R	\mathbb{Z}	5	4	3	Sys	0	TO	(MO)	(MO)	(NI)	TO	TO
Rob-Cat-1d-Unreal	R	\mathbb{Z}	3	2	2	Env	1	31	(TO)	(MO)	(NI)	1.5	-
Rob-Cat-2d-Unreal	R	\mathbb{Z}	5	4	3	Env	0	TO	(TO)	(MO)	(NI)	3.7	-
Example-Fig. 3	B	\mathbb{Z}	5	2	1	Sys	4	1.9	(MO)	(IR)	-	5.3	TO
Rob-Grid-1d-Commute	B	\mathbb{Z}	4	2	1	Sys	3	0.9	(TO)	MO	-	44	TO
Rob-Grid-2d-Commute	B	\mathbb{Z}	4	4	2	Sys	2	4.3	(TO)	TO	-	TO	MO
Rob-Cont-1d-Commute	B	\mathbb{R}	4	2	2	Sys	3	1.4	(TO)	(NI)	-	TO	TO
Rob-Cont-2d-Commute	B	\mathbb{R}	4	4	4	Sys	2	8.4	(MO)	(NI)	-	TO	TO
Rob-Resource-1d	B	\mathbb{Z}	4	2	1	Env	1	1.4	(TO)	IR	-	4.0	-
Rob-Resource-2d	B	\mathbb{Z}	4	3	2	Env	1	3.1	(TO)	MO	-	9.0	-
Warehouse-Empty	B	\mathbb{R}, \mathbb{Z}	9	2	1	Sys	2	2.3	(TO)	(NI)	-	TO	7.9
Warehouse-Stock	B	\mathbb{R}, \mathbb{Z}	10	3	2	Sys	4	6.1	(MO)	(NI)	-	TO	TO
Warehouse-Clean	B	\mathbb{R}, \mathbb{Z}	13	6	5	Sys	10	2.1	(TO)	(NI)	-	TO	TO

Table 1. Evaluation Results. Ω is the objective (Safety, Reachability, or Büchi). ST is the variable domain type (additional to \mathbb{B}). $|L|$, $|\mathbb{X}|$, $|\mathbb{I}|$ are the number of respective game elements and Win the player expected to win. For our tool we give the number of applied accelerations **A**. We show the wall-clock running time in seconds for our prototype **rpgsolve**, **Raboniel**, **TeMoS**, **GenSys**, and **MuVal** (with clause exchange). We also provide the running times for our prototype with additional program **extraction**. TO means timeout after 10 minutes, MO means out of memory (8GB), - means the approach is conceptually not applicable or extraction is not available as Player *Env* wins, NI means not-implemented (but conceptually applicable), and IR mean invalid result (by errors or incomplete refinement loops). Parentheses (·) mean we expect divergence, e.g. due to unbounded strategy loops. Two results are missing due to inconsistent benchmarks for reasonable comparison. We highlight in bold the fastest solving runtime result and underline it if it is the only successful one. The evaluation was performed on a single core of a Intel i7 (11thGen) processor.

We have not implemented the procedure in Fig. 8 for Büchi acceleration in our prototype yet. Instead, we have implemented Algorithm 2, in which we use **ATTRACTORACC** instead of **ATTRACTOR**.

We compare our prototype to the fixpoint engine **GenSys** [37], the μ CLP solver **MuVal** [40], and the TSL modulo theories[19, 20] solvers **Raboniel** [32] and **TeMoS** [12] (run with **Strix** [34] and

cvc5 [4]). Note that the last two perform synthesis from temporal logic specifications, and our tool solves directly specified games. For benchmarks where a TSL encoding was available, we use the existing benchmark, otherwise we encoded the game into TSL with an automatic translation, where the game locations are encoded with an additional data cell in the TSL formula. For MuVal, we encoded the games into μ CLP as described in [40], where the set of winning states is described by (nested) fixpoint equations. We did not compare to [17, 35] as those tools are outperformed by GenSys [37], and did not compare to [33] as they use a fairly different model and perform similarly to GenSys on the shared benchmarks. The implementation from [8] is not available. For [16] no tool is available (instead, a small set of SMTLib benchmark files that also contain the respective CHC encoding are available). However, while [16] did not compare to GenSys, their performance seems similar.

Benchmarks. [35] introduced a set of benchmarks that are safety games modeling one or two robots moving on an infinite two-dimensional grid while influenced by the system and the environment. The reasoning that these games require can be localized, and no unbounded strategy loops occur. The Cinderella game [11, 44] is a standard safety-game benchmark for infinite-state synthesis that is parametrized in bucket size. The number of iterations needed in a strategy is bounded. Bloem and Maderbacher introduced a set of (TSL) benchmarks in [32], which model simple elevator and water tank controllers, and whose variables have infinite domain but take values in a bounded set. We introduce a new set of benchmarks, described in Appendix C, where a robot moves on a grid, in a continuous space, or through a finite set of abstract locations. It has to perform different tasks like reaching a location, commuting between locations, executing tasks at specific locations, while handling environment disturbances, or decreasing energy levels, or avoiding an environment-controlled cat. Our benchmarks have unbounded variable ranges and many contain unbounded strategy loops. We did not use the TSL benchmarks from [12] as most are almost deterministic (and require a manual translation from a formula into a program-like game).

9.1 Analysis

Table 1 shows the results of our evaluation. For game solving, the evaluation demonstrates that on standard benchmarks from the literature our method performs better than or equally well as other tools. More significantly, on most benchmarks featuring unbounded strategy loops, our prototype tool outperforms the state of the art. Furthermore, it also performs well when combining acceleration with explicit steps in the fixpoint computation is needed. Except for MuVal, none of the other tools is able to handle unbounded strategy loops. MuVal performs well on benchmarks where the set of winning states and the required ranking arguments have concise representations. However, it runs into scalability issues in cases where many steps in the fixpoint computations are needed, or when the ranking arguments become more complex. Our prototype tool, on the other hand, demonstrates a more consistent performance in both cases, due to the ability of our method to combine acceleration with iterative game-solving.

For strategy extraction, on benchmarks from the literature our prototype performs comparably to the other tools from the evaluation that support strategy extraction, which are Raboniel, TeMoS and GenSys. On our new benchmarks where acceleration is required to solve the game, our tool is able to extract a strategy within the timeout in 5 out of 16 benchmarks (note that a strategy is only extracted for realizable problems). Note that, to our knowledge, no other tool is capable of extracting programs for these benchmarks, and thus our tool improves on the state of the art. It can be seen from the results in Table 1, that when acceleration is applied, the time our tool takes for strategy extraction is significantly higher than that for solving the game. The underlying reason is that the generation of strategies for acceleration requires solving relatively complex functional

synthesis problems in order to synthesize Skolem functions for the acceleration lemmas. Our current implementation first performs Skolemization on the respective formulas and then invokes Z3 to search for a model for the Skolem function symbols. For selected queries we experimented with syntax-guided synthesis (cvc5 with option `-sygus-inference`) and with the AE-solver tool from [18], but neither was able to produce a solution to any of the problem instances. We remark that some of the $\forall\exists$ formulas contain more than 100,000 logical and arithmetic operators.

We evaluate performance of realizability checking and strategy extraction separately, since realizability checking is of crucial importance on its own, especially in early design stages when initial specifications frequently turn out to be unrealizable.

9.2 Discussion

As part of future work, we plan to further the scalability of our prototype tool, especially the program extraction. The first step would be to identify possible ways to simplify the Skolem function synthesis problem instances. For example, we noticed that in our problems the Skolem functions for many of the existentially quantified meta-variables are constant, and thus only for some of them the functions involve case distinctions. If it is possible to perform some analysis at the game level to identify the different types of meta-variables, combining different search techniques might result in simpler functional synthesis problems.

Second, the selection of the templates and the employed generation technique for identifying acceleration lemmas are just one way to use the general framework we propose. One major strength of our approach is that the needed templates capture localized arguments that are automatically combined by the acceleration procedure to reason about strategies. Thus, even if more customized user-provided templates are necessary for more complex arguments, these are still localized and do not require the user to argument over strategic decisions. The development of more refined lemma generation techniques, for example, inspired by Syntax Guided Synthesis [2, 36], offers a different angle to tackle the lemma instantiation problem in future work.

A third avenue for future work is exploring the possibility to integrate in our approach solving techniques for fixpoint logics. Our evaluation shows that on benchmarks where the set of winning states and the required ranking arguments have concise representations, the solver MuVal performs well. Employing similar techniques could also improve the computation of acceleration lemmas. The main challenge is designing the interface between the game-solving/acceleration procedure and the underlying reasoning method, that is, decomposing the game solving process in a way that the constraint-solving method is only required to solve simpler localized sub-problems.

At a higher level, another direction is the investigation and integration of approximation techniques. Our current approach computes exact winning sets, which might need complex representations, while in many cases computing approximations might be sufficient. Further directions include exploring the relation of reactive program games to temporal logics.

10 CONCLUSION

We study reactive program games, a type of infinite state games with ω -regular objectives. We propose a symbolic method for solving such games that relies on a novel technique for accelerating the game-solving process in the presence of unbounded strategy loops. This acceleration is the key reason why our method can solve games on which state-of-the-art techniques diverge, as we demonstrate in the evaluation of our prototype implementation. Since our acceleration method's core idea is based on generic inductive statements, we believe our work expands the scope of infinite-state synthesis and opens up a range of interesting directions for further development.

REFERENCES

- [1] Parosh Aziz Abdulla, Ahmed Bouajjani, and Julien d’Orso. 2008. Monotonic and Downward Closed Games. *J. Log. Comput.* 18, 1 (2008), 153–169. <https://doi.org/10.1093/logcom/exm062>
- [2] Rajeev Alur, Rastislav Bodik, Garvit Juniwal, Milo M. K. Martin, Mukund Raghothaman, Sanjit A. Seshia, Rishabh Singh, Armando Solar-Lezama, Emina Torlak, and Abhishek Udupa. 2013. Syntax-Guided Synthesis. In *Proceedings of the IEEE International Conference on Formal Methods in Computer-Aided Design (FMCAD)*. 1–17.
- [3] Thomas Ball and Orna Kupferman. 2006. An Abstraction-Refinement Framework for Multi-Agent Systems. In *21th IEEE Symposium on Logic in Computer Science (LICS 2006)*, 12-15 August 2006, Seattle, WA, USA, *Proceedings*. IEEE Computer Society, 379–388. <https://doi.org/10.1109/LICS.2006.10>
- [4] Haniel Barbosa, Clark W. Barrett, Martin Brain, Gereon Kremer, Hanna Lachnitt, Makai Mann, Abdalrhman Mohamed, Mudathir Mohamed, Aina Niemetz, Andres Nötzli, Alex Ozdemir, Mathias Preiner, Andrew Reynolds, Ying Sheng, Cesare Tinelli, and Yoni Zohar. 2022. cvc5: A Versatile and Industrial-Strength SMT Solver. In *Tools and Algorithms for the Construction and Analysis of Systems - 28th International Conference, TACAS 2022, Held as Part of the European Joint Conferences on Theory and Practice of Software, ETAPS 2022, Munich, Germany, April 2-7, 2022, Proceedings, Part I (Lecture Notes in Computer Science, Vol. 13243)*, Dana Fisman and Grigore Rosu (Eds.). Springer, 415–442. https://doi.org/10.1007/978-3-030-99524-9_24
- [5] Sébastien Bardin, Alain Finkel, Jérôme Leroux, and Laure Petrucci. 2003. FAST: Fast Acceleration of Symbolic Transition Systems. In *Computer Aided Verification, 15th International Conference, CAV 2003, Boulder, CO, USA, July 8-12, 2003, Proceedings (Lecture Notes in Computer Science, Vol. 2725)*, Warren A. Hunt Jr. and Fabio Somenzi (Eds.). Springer, 118–121. https://doi.org/10.1007/978-3-540-45069-6_12
- [6] Sébastien Bardin, Alain Finkel, Jérôme Leroux, and Philippe Schnoebelen. 2005. Flat Acceleration in Symbolic Model Checking. In *Automated Technology for Verification and Analysis, Third International Symposium, ATVA 2005, Taipei, Taiwan, October 4-7, 2005, Proceedings (Lecture Notes in Computer Science, Vol. 3707)*, Doron A. Peled and Yih-Kuen Tsay (Eds.). Springer, 474–488. https://doi.org/10.1007/11562948_35
- [7] Raven Beutner and Bernd Finkbeiner. 2022. Software Verification of Hyperproperties Beyond k-Safety. In *Computer Aided Verification - 34th International Conference, CAV 2022, Haifa, Israel, August 7-10, 2022, Proceedings, Part I (Lecture Notes in Computer Science, Vol. 13371)*, Sharon Shoham and Yakir Vizel (Eds.). Springer, 341–362. https://doi.org/10.1007/978-3-031-13185-1_17
- [8] Tewodros A. Beyene, Swarat Chaudhuri, Corneliu Popeea, and Andrey Rybalchenko. 2014. A constraint-based approach to solving games on infinite graphs. In *The 41st Annual ACM SIGPLAN-SIGACT Symposium on Principles of Programming Languages, POPL ’14, San Diego, CA, USA, January 20-21, 2014*, Suresh Jagannathan and Peter Sewell (Eds.). ACM, 221–234. <https://doi.org/10.1145/2535838.2535860>
- [9] Roderick Bloem, Krishnendu Chatterjee, and Barbara Jobstmann. 2018. Graph Games and Reactive Synthesis. In *Handbook of Model Checking*, Edmund M. Clarke, Thomas A. Henzinger, Helmut Veith, and Roderick Bloem (Eds.). Springer, 921–962. https://doi.org/10.1007/978-3-319-10575-8_27
- [10] Roderick Bloem, Barbara Jobstmann, Nir Piterman, Amir Pnueli, and Yaniv Sa’ar. 2012. Synthesis of Reactive(1) designs. *J. Comput. Syst. Sci.* 78, 3 (2012), 911–938. <https://doi.org/10.1016/j.jcss.2011.08.007>
- [11] Marijke H. L. Bodlaender, Cor A. J. Hurkens, Vincent J. J. Kusters, Frank Staals, Gerhard J. Woeginger, and Hans Zantema. 2012. Cinderella versus the Wicked Stepmother. In *Theoretical Computer Science - 7th IFIP TC 1/WG 2.2 International Conference, TCS 2012, Amsterdam, The Netherlands, September 26-28, 2012. Proceedings (Lecture Notes in Computer Science, Vol. 7604)*, Jos C. M. Baeten, Thomas Ball, and Frank S. de Boer (Eds.). Springer, 57–71. https://doi.org/10.1007/978-3-642-33475-7_5
- [12] Wonhyuk Choi, Bernd Finkbeiner, Ruzica Piskac, and Mark Santolucito. 2022. Can reactive synthesis and syntax-guided synthesis be friends?. In *PLDI ’22: 43rd ACM SIGPLAN International Conference on Programming Language Design and Implementation, San Diego, CA, USA, June 13 - 17, 2022*, Ranjit Jhala and Isil Dillig (Eds.). ACM, 229–243. <https://doi.org/10.1145/3519939.3523429>
- [13] Alonzo Church. 1962. Logic, arithmetic and automata. In *International congress of mathematicians*. 23–35.
- [14] Luca de Alfaro, Thomas A. Henzinger, and Rupak Majumdar. 2001. Symbolic Algorithms for Infinite-State Games. In *CONCUR 2001 - Concurrency Theory, 12th International Conference, Aalborg, Denmark, August 20-25, 2001, Proceedings (Lecture Notes in Computer Science, Vol. 2154)*, Kim Guldstrand Larsen and Mogens Nielsen (Eds.). Springer, 536–550. https://doi.org/10.1007/3-540-44685-0_36
- [15] Leonardo Mendonça de Moura and Nikolaj S. Bjørner. 2008. Z3: An Efficient SMT Solver. In *Tools and Algorithms for the Construction and Analysis of Systems, 14th International Conference, TACAS 2008, Held as Part of the Joint European Conferences on Theory and Practice of Software, ETAPS 2008, Budapest, Hungary, March 29-April 6, 2008. Proceedings (Lecture Notes in Computer Science, Vol. 4963)*, C. R. Ramakrishnan and Jakob Rehof (Eds.). Springer, 337–340. https://doi.org/10.1007/978-3-540-78800-3_24

- [16] Marco Faella and Gennaro Parlato. 2023. Reachability Games Modulo Theories with a Bounded Safety Player. In *Thirty-Seventh AAAI Conference on Artificial Intelligence, AAAI 2023*.
- [17] Azadeh Farzan and Zachary Kincaid. 2018. Strategy synthesis for linear arithmetic games. *Proc. ACM Program. Lang.* 2, POPL (2018), 61:1–61:30. <https://doi.org/10.1145/3158149>
- [18] Grigory Fedyukovich, Arie Gurfinkel, and Aarti Gupta. 2019. Lazy but Effective Functional Synthesis. In *Verification, Model Checking, and Abstract Interpretation - 20th International Conference, VMCAI 2019, Cascais, Portugal, January 13-15, 2019, Proceedings (Lecture Notes in Computer Science, Vol. 11388)*, Constantin Enea and Ruzica Piskac (Eds.). Springer, 92–113. https://doi.org/10.1007/978-3-030-11245-5_5
- [19] Bernd Finkbeiner, Philippe Heim, and Noemi Passing. 2022. Temporal Stream Logic modulo Theories. In *Foundations of Software Science and Computation Structures - 25th International Conference, FOSSACS 2022, Held as Part of the European Joint Conferences on Theory and Practice of Software, ETAPS 2022, Munich, Germany, April 2-7, 2022, Proceedings (Lecture Notes in Computer Science, Vol. 13242)*, Patricia Bouyer and Lutz Schröder (Eds.). Springer, 325–346. https://doi.org/10.1007/978-3-030-99253-8_17
- [20] Bernd Finkbeiner, Felix Klein, Ruzica Piskac, and Mark Santolucito. 2019. Temporal Stream Logic: Synthesis Beyond the Booleans. In *Computer Aided Verification - 31st International Conference, CAV 2019, New York City, NY, USA, July 15-18, 2019, Proceedings, Part I (Lecture Notes in Computer Science, Vol. 11561)*, Isil Dillig and Serdar Tasiran (Eds.). Springer, 609–629. https://doi.org/10.1007/978-3-030-25540-4_35
- [21] Bernd Finkbeiner and Sven Schewe. 2013. Bounded synthesis. *Int. J. Softw. Tools Technol. Transf.* 15, 5-6 (2013), 519–539. <https://doi.org/10.1007/s10009-012-0228-z>
- [22] Alain Finkel and Jérôme Leroux. 2002. How to Compose Presburger-Accelerations: Applications to Broadcast Protocols. In *FST TCS 2002: Foundations of Software Technology and Theoretical Computer Science, 22nd Conference Kanpur, India, December 12-14, 2002, Proceedings (Lecture Notes in Computer Science, Vol. 2556)*, Manindra Agrawal and Anil Seth (Eds.). Springer, 145–156. https://doi.org/10.1007/3-540-36206-1_14
- [23] Erich Grädel, Wolfgang Thomas, and Thomas Wilke (Eds.). 2002. *Automata, Logics, and Infinite Games: A Guide to Current Research [outcome of a Dagstuhl seminar, February 2001]*. Lecture Notes in Computer Science, Vol. 2500. Springer. <https://doi.org/10.1007/3-540-36387-4>
- [24] Andreas Griesmayer, Roderick Bloem, and Byron Cook. 2006. Repair of Boolean Programs with an Application to C. In *Computer Aided Verification, 18th International Conference, CAV 2006, Seattle, WA, USA, August 17-20, 2006, Proceedings (Lecture Notes in Computer Science, Vol. 4144)*, Thomas Ball and Robert B. Jones (Eds.). Springer, 358–371. https://doi.org/10.1007/11817963_33
- [25] Orna Grumberg, Martin Lange, Martin Leucker, and Sharon Shoham. 2005. Don't Know in the μ -Calculus. In *Verification, Model Checking, and Abstract Interpretation, 6th International Conference, VMCAI 2005, Paris, France, January 17-19, 2005, Proceedings (Lecture Notes in Computer Science, Vol. 3385)*, Radhia Cousot (Ed.). Springer, 233–249. https://doi.org/10.1007/978-3-540-30579-8_16
- [26] Orna Grumberg, Martin Lange, Martin Leucker, and Sharon Shoham. 2007. When not losing is better than winning: Abstraction and refinement for the full mu-calculus. *Inf. Comput.* 205, 8 (2007), 1130–1148. <https://doi.org/10.1016/j.ic.2006.10.009>
- [27] Thomas A. Henzinger, Ranjit Jhala, and Rupak Majumdar. 2003. Counterexample-Guided Control. In *Automata, Languages and Programming, 30th International Colloquium, ICALP 2003, Eindhoven, The Netherlands, June 30 - July 4, 2003, Proceedings (Lecture Notes in Computer Science, Vol. 2719)*, Jos C. M. Baeten, Jan Karel Lenstra, Joachim Parrow, and Gerhard J. Woeginger (Eds.). Springer, 886–902. https://doi.org/10.1007/3-540-45061-0_69
- [28] Andreas Katis, Grigory Fedyukovich, Huajun Guo, Andrew Gacek, John Backes, Arie Gurfinkel, and Michael W. Whalen. 2018. Validity-Guided Synthesis of Reactive Systems from Assume-Guarantee Contracts. In *Tools and Algorithms for the Construction and Analysis of Systems - 24th International Conference, TACAS 2018, Held as Part of the European Joint Conferences on Theory and Practice of Software, ETAPS 2018, Thessaloniki, Greece, April 14-20, 2018, Proceedings, Part II (Lecture Notes in Computer Science, Vol. 10806)*, Dirk Beyer and Marieke Huisman (Eds.). Springer, 176–193. https://doi.org/10.1007/978-3-319-89963-3_10
- [29] Hadas Kress-Gazit, Georgios E. Fainekos, and George J. Pappas. 2009. Temporal-Logic-Based Reactive Mission and Motion Planning. *IEEE Trans. Robotics* 25, 6 (2009), 1370–1381. <https://doi.org/10.1109/TRO.2009.2030225>
- [30] Daniel Kroening, Natasha Sharygina, Stefano Tonetta, Aliaksei Tsitovich, and Christoph M. Wintersteiger. 2013. Loop summarization using state and transition invariants. *Formal Methods Syst. Des.* 42, 3 (2013), 221–261. <https://doi.org/10.1007/s10703-012-0176-y>
- [31] Jérôme Leroux and Grégoire Sutre. 2006. Flat counter automata almost everywhere!. In *Software Verification: Infinite-State Model Checking and Static Program Analysis, 19.02. - 24.02.2006 (Dagstuhl Seminar Proceedings, Vol. 06081)*, Parosh Aziz Abdulla, Ahmed Bouajjani, and Markus Müller-Olm (Eds.). Internationales Begegnungs- und Forschungszentrum fuer Informatik (IBFI), Schloss Dagstuhl, Germany. <http://drops.dagstuhl.de/opus/volltexte/2006/729>

- [32] Benedikt Maderbacher and Roderick Bloem. 2021. Reactive Synthesis Modulo Theories Using Abstraction Refinement. *CoRR* abs/2108.00090 (2021). arXiv:2108.00090 <https://arxiv.org/abs/2108.00090>
- [33] Oliver Markgraf, Chih-Duo Hong, Anthony W. Lin, Muhammad Najib, and Daniel Neider. 2020. Parameterized Synthesis with Safety Properties. In *Programming Languages and Systems - 18th Asian Symposium, APLAS 2020, Fukuoka, Japan, November 30 - December 2, 2020, Proceedings (Lecture Notes in Computer Science, Vol. 12470)*, Bruno C. d. S. Oliveira (Ed.). Springer, 273–292. https://doi.org/10.1007/978-3-030-64437-6_14
- [34] Philipp J. Meyer, Salomon Sickert, and Michael Luttenberger. 2018. Strix: Explicit Reactive Synthesis Strikes Back!. In *Computer Aided Verification - 30th International Conference, CAV 2018, Held as Part of the Federated Logic Conference, FloC 2018, Oxford, UK, July 14-17, 2018, Proceedings, Part I (Lecture Notes in Computer Science, Vol. 10981)*, Hana Chockler and Georg Weissenbacher (Eds.). Springer, 578–586. https://doi.org/10.1007/978-3-319-96145-3_31
- [35] Daniel Neider and Ufuk Topcu. 2016. An Automaton Learning Approach to Solving Safety Games over Infinite Graphs. In *Tools and Algorithms for the Construction and Analysis of Systems - 22nd International Conference, TACAS 2016, Held as Part of the European Joint Conferences on Theory and Practice of Software, ETAPS 2016, Eindhoven, The Netherlands, April 2-8, 2016, Proceedings (Lecture Notes in Computer Science, Vol. 9636)*, Marsha Chechik and Jean-François Raskin (Eds.). Springer, 204–221. https://doi.org/10.1007/978-3-662-49674-9_12
- [36] Aina Niemetz, Mathias Preiner, Andrew Reynolds, Clark W. Barrett, and Cesare Tinelli. 2021. Syntax-Guided Quantifier Instantiation. In *Tools and Algorithms for the Construction and Analysis of Systems - 27th International Conference, TACAS 2021, Held as Part of the European Joint Conferences on Theory and Practice of Software, ETAPS 2021, Luxembourg City, Luxembourg, March 27 - April 1, 2021, Proceedings, Part II (Lecture Notes in Computer Science, Vol. 12652)*, Jan Friso Groote and Kim Guldstrand Larsen (Eds.). Springer, 145–163. https://doi.org/10.1007/978-3-030-72013-1_8
- [37] Stanly Samuel, Deepak D’Souza, and Raghavan Komondoor. 2021. GenSys: a scalable fixed-point engine for maximal controller synthesis over infinite state spaces. In *ESEC/FSE ’21: 29th ACM Joint European Software Engineering Conference and Symposium on the Foundations of Software Engineering, Athens, Greece, August 23-28, 2021*, Diomidis Spinellis, Georgios Gousios, Marsha Chechik, and Massimiliano Di Penta (Eds.). ACM, 1585–1589. <https://doi.org/10.1145/3468264.3473126>
- [38] Stanly Samuel, Deepak D’Souza, and Raghavan Komondoor. 2023. Towards Efficient Controller Synthesis Techniques for Logical LTL Games. arXiv:2306.02427 [cs.LO]
- [39] Paulo Tabuada. 2009. *Verification and Control of Hybrid Systems - A Symbolic Approach*. Springer. <http://www.springer.com/mathematics/applications/book/978-1-4419-0223-8>
- [40] Hiroshi Unno, Yuki Satake, Tachio Terauchi, and Eric Koskinen. 2020. Program Verification via Predicate Constraint Satisfiability Modulo Theories. *CoRR* abs/2007.03656 (2020). arXiv:2007.03656 <https://arxiv.org/abs/2007.03656>
- [41] Hiroshi Unno, Tachio Terauchi, Yu Gu, and Eric Koskinen. 2023. Modular Primal-Dual Fixpoint Logic Solving for Temporal Verification. *Proc. ACM Program. Lang.* 7, POPL (2023), 2111–2140. <https://doi.org/10.1145/3571265>
- [42] Adam Walker and Leonid Ryzhyk. 2014. Predicate abstraction for reactive synthesis. In *Formal Methods in Computer-Aided Design, FMCAD 2014, Lausanne, Switzerland, October 21-24, 2014*. IEEE, 219–226. <https://doi.org/10.1109/FMCAD.2014.6987617>
- [43] Igor Walukiewicz. 2001. Pushdown Processes: Games and Model-Checking. *Inf. Comput.* 164, 2 (2001), 234–263. <https://doi.org/10.1006/inco.2000.2894>
- [44] Woeginger. 2009. Combinatorics problem C5. , 33–35 pages.
- [45] Wiesław Zielonka. 1998. Infinite Games on Finitely Coloured Graphs with Applications to Automata on Infinite Trees. *Theor. Comput. Sci.* 200, 1-2 (1998), 135–183. [https://doi.org/10.1016/S0304-3975\(98\)00009-7](https://doi.org/10.1016/S0304-3975(98)00009-7)

A SYMBOLIC SEMI-ALGORITHM FOR SOLVING PARITY GAMES

For a reactive program game structure $\mathcal{G} = (T, \mathbb{I}, \mathbb{X}, L, Inv, \delta)$ and location invariant $Inv' : L \rightarrow FOL(V)$ we define $\mathcal{G}[Inv'] := (T, \mathbb{I}, \mathbb{X}, L, Inv', \delta)$ to be the reactive program game structure obtained by replacing Inv by Inv' , under the assumption that Inv' induces a well-defined game structure.

```

function SOLVEPARITYGAME( $\mathcal{G} = (T, \mathbb{I}, \mathbb{X}, L, Inv, \delta)$ ,  $col : L \rightarrow \{0, 1, \dots, k\}$ )
1  if  $Inv \equiv_T \lambda l. \perp$  then return ( $\lambda l. \perp, \lambda l. \perp$ )
2   $m := \max\{c \in \{0, 1, \dots, k\} \mid \exists l \in L. col(l) = c \text{ and SATISFIABLE}(Inv(l))\}$ 
   /* If the maximum color is 0, Player Sys trivially wins. */
3  if  $m = 0$  then return ( $Inv, \lambda l. \perp$ )
4  if  $m \bmod 2 = 0$  then  $p := Sys$  else  $p := Env$ 
   /*  $L_m$  is the set of locations with color  $m$ . */
5   $L_m := \{l \in L \mid col(l) = m \text{ and SATISFIABLE}(Inv(l))\}$ 
6   $a := \text{ATTRACTOR}(\mathcal{G}, p, \{l \mapsto Inv(l) \mid l \in L_m\})$ 
7   $(w'_{Sys}, w'_{Env}) := \text{SOLVEPARITYGAME}(\mathcal{G}[Inv \wedge \neg a], col)$ 
8  if  $w'_{1-p} \equiv_T \lambda l. \perp$  then  $\{w_p := Inv; w_{1-p} := \lambda l. \perp; \text{return } (w_{Sys}, w_{Env})\}$ 
9   $b := \text{ATTRACTOR}(\mathcal{G}, 1 - p, w'_{1-p})$ 
10  $(w''_{Sys}, w''_{Env}) := \text{SOLVEPARITYGAME}(\mathcal{G}[Inv \wedge \neg b], col)$ 
11  $w_p := w''_p; w_{1-p} := w''_{1-p} \vee b; \text{return } (w_{Sys}, w_{Env})$ 

```

Algorithm 4: A symbolic semi-algorithm for solving reactive program games with parity objectives. Given a reactive program game structure \mathcal{G} and coloring function col , it computes the pair $(w_{Sys}, w_{Env}) \in \mathcal{D} \times \mathcal{D}$ representing the sets of states in $\llbracket \mathcal{G} \rrbracket$ that are winning for Player Sys and Player Env respectively in the parity game defined by \mathcal{G} and col .

The procedure SOLVEPARITYGAME for solving parity games on reactive program game structures is given in Algorithm 4. It makes two recursive calls, at lines 7 and 10.

At line 7 the procedure is called with a game obtained by adding as invariant the negation of the attractor a , which, in particular, contains *all the states* with location in L_m . Thus, since the number of locations in the game structure is finite, a chain of recursive calls at line 7 will have finite depth.

The recursive call at line 10 is with the game structure obtained by adding the invariant $\neg b$, where b consists of states that are winning for Player $1 - p$.

The soundness of Algorithm 4 follows from the correctness of Zielonka's algorithm [45].

B PROOFS

Theorem 7.6 *Let \mathcal{G} be a reactive program game structure, $p \in \{Sys, Env\}$, and $d \in \mathcal{D}$. If $\text{ATTRACTORACC}(\mathcal{G}, p, d)$ terminates returning a , then it holds that $\llbracket a \rrbracket = \text{Attr}_{\llbracket \mathcal{G} \rrbracket, p}(\llbracket d \rrbracket)$.*

PROOF. The overall correctness of Algorithm 7.6 follows from the soundness of the fixed-point computation, as already stated in Proposition 6.1. This follows from the correctness of the classical attractor algorithm. The only remaining part to show is that for every $n \geq 0$,

$$\text{InstantiateLemmas}(\text{AccA}(\mathcal{G}, p, l, a^n)) \subseteq \text{Attr}_{\llbracket \mathcal{G} \rrbracket, p}(\llbracket d \rrbracket).$$

Assume that AccA returns $(\Psi, \varphi) := \text{AccA}(\mathcal{G}, p, l, a^n)$.

If function InstantiateLemmas finds some map λ such that the formula $\Psi[\lambda]$ is valid, it returns the corresponding formula $\varphi[\lambda]$. By Lemma 7.7, we have that

$$\llbracket \{l \mapsto \varphi[\lambda]\} \rrbracket \subseteq \text{Attr}_{\llbracket \mathcal{G} \rrbracket, p}(\llbracket a^n \rrbracket).$$

As $\llbracket a^n \rrbracket \subseteq \text{Attr}_{\llbracket \mathcal{G} \rrbracket, p}(\llbracket d \rrbracket)$, it follows that the property holds.

If, on the other hand, `InstantiateLemmas` does not find a map λ it returns \perp , and hence, the inclusion in $\text{Attr}_{\llbracket \mathcal{G} \rrbracket, p}(\llbracket d \rrbracket)$ trivially holds. \square

Lemma 7.7 *Let \mathcal{G} be a reactive program game structure, $p \in \{\text{Sys}, \text{Env}\}$, $l \in L$ and $d \in \mathcal{D}$. Then, if $\text{AccA}(\mathcal{G}, p, l, d)$ returns the pair (Ψ, φ) , then for every mapping $\lambda : \text{UsedLemmaSymbols}(\{\Psi, \varphi\}) \rightarrow \text{Lemmas}(\mathbb{X})$ such that the formula $\Psi[\lambda]$ is valid it holds that $\llbracket \{l \mapsto \varphi[\lambda]\} \rrbracket \subseteq \text{Attr}_{\llbracket \mathcal{G} \rrbracket, p}(\llbracket d \rrbracket)$.*

PROOF. We prove this statement via structural induction over the recursion tree of `AccA`. Note that this recursion tree is well-founded as we assume `AccA` to terminate. Since both the base case and induction step are fairly similar, we will make the case distinction later on in the proof. We denote with *base*, *step*, *conc* the instantiations of b , s , c by λ , respectively. Note that *Inv* and *d* do not contain any of the uninterpreted symbols introduced by the symbolic acceleration. If the formula $\Psi[\lambda]$ is valid modulo the theory T , so are the following sub-statements .

- (1) $\forall \mathbb{X}. \text{Inv}(l) \wedge \text{base} \rightarrow d(l)$
- (2) $\forall \mathbb{X}. \text{Inv}(l) \wedge \neg d(l) \wedge \text{conc} \rightarrow a[\lambda](l)$
- (3) $\forall \mathbb{X}. \text{Inv}(l) \wedge \neg d(l) \wedge \text{conc} \rightarrow \Psi_{\text{Rec}}[\lambda]$

Depending on the state of the induction, we conclude the following:

Base Case: Since we are at a leaf of the recursion tree, `IterA` does not call `AccA` again. Hence, `IterA` is by construction an under-approximation of the attractor computation. This means for some assignment $\mathbf{x} \in \text{Assignments}(\mathbb{X})$ substituted for the respective E it holds that

$$\llbracket a[\lambda] \rrbracket \subseteq \text{Attr}_{\llbracket \mathcal{G}_{\text{loop}} \rrbracket, p}(\llbracket d \rrbracket \cup \{l_{\text{End}}\} \times \{\mathbf{x}' \in \text{Assignments}(\mathbb{X}) \mid \langle \mathbf{x}, \mathbf{x}' \rangle \models_T \text{step}\}),$$

where the combination function $\langle \cdot, \cdot \rangle$ is taken from Definition 7.1.

Induction Step: By induction hypothesis we know that for every assignment $\mathbf{x} \in \text{Assignments}(\mathbb{X})$ substituted for the respective E , if $\Psi_{\text{Rec}}[\lambda]$ is valid, then all cursive calls of `AccA` also compute a subset of the attractor (as all their constraints have to be valid) of d_{loop} and hence `IterA` computes a subset of the attractor. Similar to above, in this case we have that

$$\llbracket a[\lambda] \rrbracket \subseteq \text{Attr}_{\llbracket \mathcal{G}_{\text{loop}} \rrbracket, p}(\llbracket d \rrbracket \cup \{l_{\text{End}}\} \times \{\mathbf{x}' \in \text{Assignments}(\mathbb{X}) \mid \langle \mathbf{x}, \mathbf{x}' \rangle \models_T \text{step}\}).$$

Note that by the validity of (3), Ψ_{Rec} is valid, if $\mathbf{x} \models_T \text{Inv}(l)$, $\mathbf{x} \models_T \neg d(l)$, $\mathbf{x} \models_T \text{conc}$.

Hence, there exists a strategy σ_S for player p in $\mathcal{G}_{\text{loop}}$ with the following property: For all $\mathbf{y} \in \text{Assignments}(\mathbb{X})$ with $\mathbf{y} \models_T \text{Inv}(l)$, $\neg d(l)$, conc , it holds that $\mathbf{y} \models_T a[\lambda](l)$ (by condition (2)). Hence, for all $\pi \in \text{Plays}(l, \mathbf{y}, \sigma_I)$, π reaches $\llbracket d \rrbracket$ or $\{l_{\text{End}}\} \times \{\mathbf{y}' \in \text{Assignments}(\mathbb{X}) \mid \langle \mathbf{y}, \mathbf{y}' \rangle \models_T \text{step}\}$.

Note that the uninterpreted constants in E have been mapped to \mathbf{y} , since for $a[\lambda](l)$ the constants E have been mapped to \mathbb{X} which are set by the assignment \mathbf{y} . This also shows why we have to be careful with the quantifiers as we map the uninterpreted constants in E to the variables \mathbb{X} syntactically, and now, the variables \mathbb{X} are mapped semantically to the respective values in the assignment \mathbf{y} . For this to be correct, it is necessary that the variables in \mathbb{X} to which the constants E are mapped are free variables (i.e. , are not bound by some nested quantifier).

We now explain how we can construct a strategy σ_I for player p in \mathcal{G} that iterates the strategy σ_S (in the loop game $\mathcal{G}_{\text{loop}}$) in order to enforce reaching $\llbracket d \rrbracket$ in \mathcal{G} starting from an assignment \mathbf{x} . Initially, the strategy σ_I simulates the moves of σ_S . If $\llbracket d \rrbracket$ is reached, σ_I can behave arbitrarily from that point on, as it has reached the goal. Otherwise, we can reach l_{End} by σ_I , i.e. , reach the set of states $\{l\} \times \{\mathbf{x}' \in \text{Assignments}(\mathbb{X}) \mid \langle \mathbf{x}, \mathbf{x}' \rangle \models_T \text{step}\}$. From there, σ_I restarts the strategy σ_S from location l , unless the current state is in $\llbracket d \rrbracket$. Note that this is possible, since the current state belongs to $\text{Inv}(l) \wedge \neg d(l) \wedge \text{conc}$. This is the case because the strategies stay in the game (i.e. in $\text{Inv}(l)$) and by Definition 7.1 $\{\mathbf{x}' \in \text{Assignments}(\mathbb{X}) \mid \langle \mathbf{x}, \mathbf{x}' \rangle \models_T \text{step}\} \subseteq \{\mathbf{z} \in \text{Assignments}(\mathbb{X}) \mid \mathbf{z} \models_T \text{conc}\}$.

We now show that σ_I guarantees that $\llbracket d \rrbracket$ is reached for all possible behaviors of the opponent player. Assume towards a contradiction that this is not the case. This means that by iterating the above property of σ_I we can constrict an infinite sequence $\alpha \in \text{Assignments}(\mathbb{X})^\omega$ of program variable assignments that we visit while looping through l . This sequence starts in \mathbf{x} , and for all $i \in \mathbb{N}$, it holds that $\langle \alpha[i], \alpha[i+1] \rangle \models_T \text{step}$. However, Definition 7.1 implies that there exists $k \in \mathbb{N}$, such that $\alpha[k] \models_T \text{base}$. Since the strategy cannot leave the game, this means that $\alpha[k] \models_T \text{Inv}(l)$ and hence, by condition (1), $\alpha[k] \models_T d(l)$ which yields a contradiction.

Thus, we showed that starting from any assignment in $\{\mathbf{x} \in \text{Assignments}(\mathbb{X}) \mid \mathbf{x} \models_T \text{Inv}(l) \wedge \text{conc} \wedge \neg d(l)\}$ the strategy σ_I will enforce that $\llbracket d \rrbracket$ is reached. Hence, we can conclude that in location l , the set of assignments $\{\mathbf{x} \in \text{Assignments}(\mathbb{X}) \mid \mathbf{x} \models_T \text{Inv}(l) \wedge \text{conc}\}$ is a subset of $\text{Attr}_{\llbracket \mathcal{G} \rrbracket, p}(\llbracket d \rrbracket)$. This completes the proof of our statement. \square

C BENCHMARKS

All our **Rob-*** benchmarks describe a moving robot that can move one step in one direction (positive or negative, x-axis or y-axis direction). It cannot move in the diagonal direction. We refer by the origin the location $x = 0$ or $x = 0 \wedge y = 0$, depending on the dimension. **Rob-Grid-1d-Reach** is a reachability game where the robot has to reach the origin on a one-dimensional integer-grid from some arbitrary initial location. **Rob-Grid-2d-Reach** is the same as the previous benchmark, but in two dimensions. **Rob-Grid-1d-Commute** is a Büchi game where the robot has to commute (i.e. move back and forth) forever between the origin and some target location (picked after every commute by the environment) on a one-dimensional integer grid. **Rob-Grid-2d-Commute** is the same as the previous benchmark, but in two dimensions. **Rob-Cont-1d-Reach-Real** is a reachability game where the robot has to reach the origin in a one-dimensional real space from some arbitrary initial location. In addition, the environment inserts some noise into each movement of the robot. The noise's absolute value is smaller than 0.3. **Rob-Cont-2d-Reach-Real** is the same as the previous benchmark, but in two dimensions. **Rob-Cont-1d-Reach-Unreal** is the same as **Rob-Cont-1d-Reach-Real** but with a noise of 1.3 which renders the problem winning for the environment. **Rob-Cont-2d-Reach-Unreal** is the same as the previous benchmark, but in two dimensions. **Rob-Cont-1d-Commute** is the same as **Rob-Grid-1d-Commute** but in the continuous space with environment noise instead of the grid. **Rob-Cont-2d-Commute** is the same as the previous benchmark, but in two dimensions. In **Rob-Cat-1d-Real**, the robot moves on the one-dimensional integer grid and has to reach the origin. However, it has to avoid getting caught by the cat, which moves like the robot. To make the game winning for the system, the cats start farther away from the origin than the robot. **Rob-Cat-2d-Real** is the same as the previous benchmark, but in two dimensions. **Rob-Cat-1d-Unreal** is the same as **Rob-Cat-1d-Real**, but the cat can start wherever it wants, making it winning for the environment. **Rob-Cat-2d-Unreal** is the same as the previous benchmark, but in two dimensions. In **Rob-Resource-1d**, the robot moves on the one-dimensional integer grid and has to visit a target location that is provided by the environment. Once it reaches it, it loses one resource and gets a new target. It has to do this over and over again and loses if the resources fall below zero. However, it starts with only four resources. **Rob-Resource-2d** is the same as the previous benchmark, but in two dimensions.

The warehouse benchmark models a warehouse with four floors on which the robot can be. Each floor might have attached special locations. The robot can stay or move to the next and previous floor or to the current floor special location. The robot has a real energy level which should not fall below zero, otherwise the system loses. Each move the robot loses an environment defined amount of energy between zero and one units. On floor zero, there is the charging special location where the robot can recharge its energy by 1.5 per move and leave if it wants. Also on floor zero, there is the base station where the robot awaits further tasks. However, while doing nothing it will

also still loose energy. This location has to be visited infinitely often. On floor two, there is a trap the robot cannot leave anymore. Note that the choices of the robot are encoded using integers. In **Warehouse-Empty**, the robot has to do nothing additional than not loosing to much energy. In **Warehouse-Clean**, while idling the robot might get environment issued cleaning orders for the different floors. It then has to go cleaning before it goes back to idling again. In **Warehouse-Stock**, the robot is not allowed to idle but has to restock up to four items infinitely often.