

Beryllium: Neural Search for Algorithm Implementations

ADITHYA KULKARNI*, MOHNA CHAKRABORTY*, and YONAS SIUM*, Iowa State University, USA

SAI CHARISHMA VALLURI, Iowa State University, USA

WEI LE, Iowa State University, USA

QI LI, Iowa State University, USA

In this paper, we explore the feasibility of finding algorithm implementations from code. Successfully matching code and algorithms can help understand unknown code, provide reference implementations, and automatically collect data for learning-based program synthesis [21]. To achieve the goal, we designed a new language named *p-language* to specify the algorithms and a static analyzer for the *p-language* to automatically extract control flow, math, and natural language information from the algorithm descriptions. We embedded the output of *p-language* (*p-code*) and source code in a common vector space using self-supervised machine learning methods to match algorithm with code without any manual annotation. We developed a tool named *Beryllium*. It takes pseudo code as a query and returns a list of ranked code snippets that likely match the algorithm query. Our evaluation on *Stony Brook Algorithm Repository* and popular *GitHub* projects show that *Beryllium* significantly outperformed the state-of-the-art code search tools in both C and Java. Specifically, for 98.5%, 93.8%, and 66.2% queries, we found the algorithm implementations in the top 25, 10, and 1 ranked list, respectively. Given 87 algorithm queries, we found implementations for 74 algorithms in the *GitHub* projects where we did not know the algorithms before.

CCS Concepts: • **Software and its engineering** → **Software maintenance tools**; *Software libraries and repositories*; • **Information systems** → *Specialized information retrieval*.

Additional Key Words and Phrases: neural code search, pseudo code

1 INTRODUCTION

The availability of the Internet-scale open-source repositories such as *GitHub* provides great software reuse and sharing opportunities. The challenge for a user is how to quickly locate the right piece of code and whether to trust the software found. Consider a few concrete scenarios: (1) a researcher plans to transfer a video encoding functionality to the VLC media player [5], and wants to find a *donor* (some software) that implements the encoding; (2) a NASA engineer wants to run taint analysis to scan unknown Android apps; if such analysis already exists and has a good quality, he/she does not need to reinvent one; (3) a developer is prototyping the register allocation routine of a compiler, and believes that the graph coloring algorithm has been implemented and wishes to find a reliable and fast version to reuse or at least to reference; and (4) a self-driving car software engineer faces challenges to fix the incorrect implementations of the algorithms—the most frequently occurred bugs in their software [13], and wishes to find some reference implementations to compare against and to learn from. In all these scenarios, the user can type the names of the algorithms or the keywords of the desired functionality in the search engine, such as Google, to identify candidates; however, much more manual effort is still needed to further investigate the code before we actually can use them. Specifically, the algorithm may be implemented as part of a method without specifying the algorithm’s name, and searching by the algorithm name may not work.

There have been many automatic techniques for mining software specifications in the past. Nevertheless, these specifications are either program invariants [11, 42] or the protocols of APIs [4, 40]. Such specifications report code-level information and are tailored for developers rather than new software users. Code search tools use a natural language

*The first three authors contributed equally to this research.

query to retrieve functions that likely match the query. For example, deep code search (DCS) [14] trains an RNN model using code and its comments. OCoR [45] proposes an attention-based neural architecture with convolutional layers to train and evaluate based on question-answer pairs from StackOverflow. Another line of work is to infer comments and summaries of the code, either via rule-based approaches [7], machine translations [30], or machine learning models [1]. In both cases, code and natural language are aligned relying on supervised datasets. The techniques typically do not use code semantics, and the results can be noisy. Semantic clone detection tools can find code with similar functionalities via deep learning [15, 34, 36, 37, 43] or dynamic analysis [26]. These tools focus on comparing two implementations rather than performing a code search. They were evaluated using problem-solving competition datasets such as CodeSearchNet and Google Code Jam and have not shown to be useful for finding algorithm implementations in software repositories.

Our work aims to search open-source projects to find algorithm implementations. We use pseudo code as a search query. Pseudo code is available in textbooks and papers, typically proofread. It provides important computation steps compared to a short natural language query; thus, more details are available for accurate search. Pseudo code is system-independent and can be applied to search for different programming languages. Our search results are the code fragments that implement the algorithms located within a single method or across multiple methods and thus are more fine-grained than returning a method, as most existing search tools do.

Our approach consists of three components: *algorithm analysis*, *representation learning*, and *vector-based code retrieval*. The key idea is to extract control flow, maths, and natural language features from algorithms (pseudo code). We then use CodeBERT to align the natural language of an algorithm with the source code, encode math operators extracted from the algorithm and code, and use graph representation learning to embed control flows of algorithms and code. We used these three approaches to convert the algorithm and code into vectors and designed a scalable vector-based search to cluster the matched source code nodes on the *interprocedural control flow graphs* (ICFG). These nodes form the code fragment that matches the query.

To enable the automatic analysis of algorithms, we developed a *p-language* that can specify an algorithm’s control flow, natural language, and math features. We developed a learning-based method to automatically convert pseudo code to *p-code* (the algorithm specified in p-language). We developed a static analysis tool to construct a control flow graph for *p-code*, where the nodes are either math operations or natural language descriptions. We hypothesize that although the implementations may add more details when expanding from the algorithms, the main control flow of the algorithm is still in the code, and the main computation steps described in math operations and natural language in algorithms can still be mapped to the code; when the two are considered together, we can effectively distinguish one algorithm implementation from the other.

To enable the search, the source code and *p-code* need to be represented and compared in a common space. We used control flow graph-based embedding to map the pseudo code to the source code at the semantic level. To encode control flow, we applied the *graph autoencoder* (GAE) framework and trained a model on the ICFGs of the programs via self-supervised learning. The model can generate node embeddings for the ICFGs of both *p-code* and source code. To encode natural language semantics in *p-code*, we used pre-trained CodeBERT [12], which can bridge the natural language descriptions and source code. We added math encoding as another part of the node embedding. Representation learning does not require human supervision, and the trained models can generate representations for unseen pseudo code and source code.

To perform code retrieval, we consider both the semantic similarity of the code to the queried pseudo code and the connectivity of the code fragment on its ICFG. We retrieved candidate source code nodes in the first step by comparing the source code and pseudo code node-level embedding. In the second step, we grouped the candidate code nodes into

code fragments by their distances on the ICFGs. The code fragments are then ranked by a score function that considers the distances of the matched nodes within the code fragment and its coverage to the pseudo code query.

We implemented our algorithm analysis, representation learning, and search algorithm in a tool called *Beryllium*. We collected pseudo code of 103 algorithms from the textbooks of *Introduction to Algorithms* [9] and *Algorithms Design Manual* [33]. We used 10 Java and 10 C popular *GitHub* projects as well as the *Stony Brook Algorithm Repository*¹, which consists of 67 Java and 27 C real-world open-source projects that implement a known algorithm. We set up two code databases, *Stony Brook code database* and *GitHub code database* and designed three experiments that represent real-world search scenarios. We ran a total of 65 algorithm queries for the *Stony Brook code database*, and 87 queries for *GitHub code database*. For 64 (98.5%), 61 (93.84%), and 43 (66.15%) queries, we found the algorithm implementations in the top 25, 10, 1 ranked list respectively, in the important projects such as *Guava*, *AlgoDS*, *kdtree*, and *Concorde* in *Stony Brook code database*. For 87 algorithm queries, we searched the *GitHub code database*, and we found 74 algorithm implementations we did not know before. Our results show that *Beryllium* can handle Java, C, and a mixture of C and Java languages. Our tool has outperformed the state-of-the-art tools of Deep Code Search (DCS) [14] and OCoR [45].

In summary, the research contributions of our paper include the following:

- (1) the *p-language* and its tools to enable automatic analyses of algorithms (§3),
- (2) the representation learning that integrates control flow, math, and natural language information of algorithms and source code (§4),
- (3) a search algorithm that uses the embedding to locate the code fragments of algorithm implementations (§5),
- (4) the tool, namely *Beryllium*, that can find algorithm implementations for different programming languages (§6)
- (5) the evaluation that demonstrates *Beryllium* is effective for real-world code and outperformed the state-of-the-art baselines (§6), and
- (6) the dataset² of the algorithms (in both pseudo code and *p-code*) and the mappings between algorithms and source code fragments found in real-world Java and C projects (§6).

2 OVERVIEW

In this section, we show an example of the input and output of *Beryllium* and then present an overall workflow of our approach.

2.1 An Example Input and Output

The matrix multiplication algorithm is commonly used in practice, e.g., in machine learning libraries. Figure 1a displays the pseudo code of matrix multiplication from *Introduction to Algorithms* [9]. It serves as a query when we search for algorithm implementations. *Beryllium* outputs a code snippet, instead of a line, a file, or a function, that can precisely locate the algorithm implementation from the given search codebase. *Beryllium* captures the important commonalities between the pseudo code and implementations in the source code and is resilient to the variances caused by optimizations and data structure changes. Figure 1b shows the real-world implementation of matrix multiplication we found from *Apache Commons Math* using the query in Figure 1a.

The implementation of the matrix multiplication is located inside a method called `operate`. Even though the implementation used the optimizations and customized data structure, we still see the control flow mappings between the algorithm and the implementation: the loops at lines 4, 5, and 7 in Figure 1a correspond to the loops at lines 1, 4,

¹<http://algorist.com/algorist.html>

²http://anonymous_for_review

```

1  MATRIX-MULTIPLY(A,B)
2  n = A.rows
3  let C be a new  $n \times n$  matrix
4  for i = 1 to n
5      for j = 1 to n
6           $c_{ij} = 0$ 
7          for k = 1 to n
8               $c_{ij} = c_{ij} + a_{ik} \cdot b_{kj}$ 
9  return C

```

(a) Input: pseudo code from *Introduction to Algorithms*

```

1  for (int iBlock = 0; iBlock < blockRows; ++iBlock){
2      final int pStart = iBlock * BLOCK_SIZE;
3      final int pEnd = FastMath.min(pStart + BLOCK_SIZE, rows);
4      for (int jBlock = 0; jBlock < blockColumns; ++jBlock) {
5          final double[] block = blocks[iBlock * blockColumns + ...;
6          final int qStart = jBlock * BLOCK_SIZE;
7          final int qEnd = FastMath.min(qStart + BLOCK_SIZE, ...);
8          int k = 0;
9          for (int p = pStart; p < pEnd; ++p) {
10             double sum = 0;
11             int q = qStart;
12             while (q < qEnd - 3) {
13                 sum += block[k] * v[q] +
14                     block[k + 1] * v[q + 1] +
15                     block[k + 2] * v[q + 2] +
16                     block[k + 3] * v[q + 3];
17                 k += 4;
18                 q += 4;
19             }
20             while (q < qEnd) sum += block[k++] * v[q++];
21             out[p] += sum;
22         }
23     }
24     return out;
25 }

```

(b) Output: implementation from *Apache Commons Math*.

Fig. 1. An Example: Matrix Multiplication

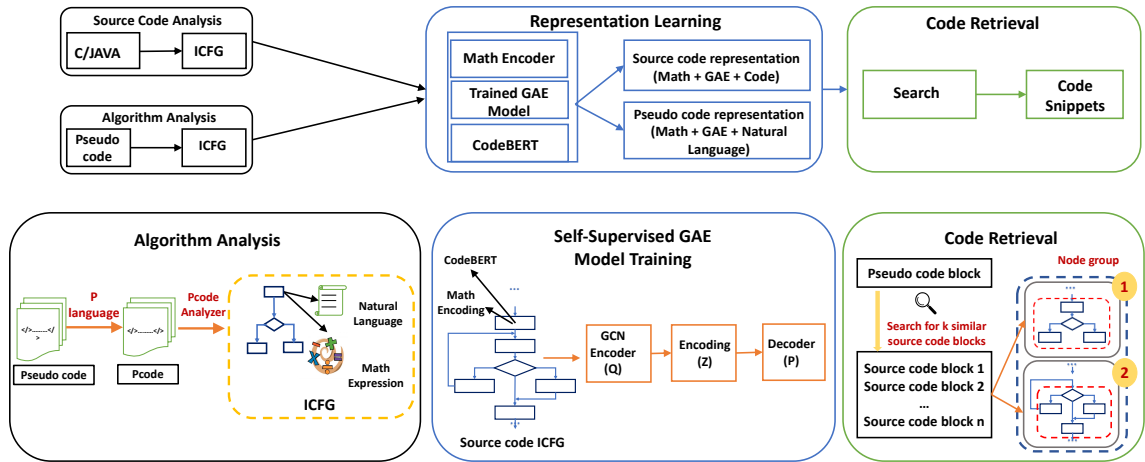


Fig. 2. Workflow of Beryllium

and 9 in Figure 1b. The math operations at line 8 in Figure 1a can be found at line 13 in Figure 1b. The variance is that lines 12–20 in Figure 1b are optimized to reduce the number of loop iterations by a factor of 4. The implementation is also optimized for the cache. It stores the elements of a matrix in an array (block at line 5 in Figure 1b) such that when traversing the matrix during multiplication (lines 9–22), it can together bring the elements of the matrix into the cache.

2.2 The Workflow of Our Approach

In Figure 2, we show the workflow of *Beryllium*. *Beryllium* takes as input (1) the pseudo code of an algorithm as a search query and (2) a program (or a collection of programs) as the code search database. *Beryllium* outputs the code snippets that implement the algorithm. A code snippet can consist of a function, selected lines in a function, or several functions located in one or multiple files.

Beryllium consists of three main components. The *Algorithm Analysis* component (details in §3) first translates the pseudo code to *p-code*, which is written in the *p-language* we designed, and then automatically analyzes the *p-code* to extract control flow, math, and natural language features from the algorithm. Similarly, the source code is analyzed to extract the control flow and math features. The *Representation Learning* component (presented in §4) used a math encoder and CodeBERT to generate the node embedding for ICFGs of pseudo code and source code and then applied a trained *GAE* model to generate vector representations for the ICFGs. The *GAE* model is trained using self-supervised learning on source code based on the link prediction on the ICFGs. The *Code Retrieval* component (see §5) computes the semantic similarities between the algorithm query and source code nodes and then groups the nodes based on (1) their structures in the ICFG and (2) the coverage of the algorithm query. The output is a ranked list of code fragments.

3 AUTOMATIC ALGORITHM ANALYSIS

A common approach to describe an algorithm is to use pseudo code. This section explains how we automatically analyze pseudo code to extract control flow, math, and natural language features for search.

3.1 Three Ingredients of Algorithm Descriptions

Generally, an algorithm includes three types of information: (1) control flow of computational steps, (2) descriptions of computation in natural languages, and (3) mathematical expressions.

According to [9, 31], an algorithm is defined as a sequence of unambiguous computational steps, namely *instructions*, that transform the input to the output. If an algorithm is well presented, we should be able to identify the orders, i.e., the control flow, of the instructions. There are three types of control flows in algorithms [32, 39]: *sequential*, *conditional* and *iterative*. In fact, *Introduction to Algorithms* uses the keywords *while*, *for*, *repeat-until* and *if-else* to specify the loops and conditions as its pseudo code convention.

Unlike a program that requires rigorous syntax for compilation and execution, pseudo code is designed mainly for human comprehension. It uses a mixture of natural language descriptions and *mathematical expressions* — the expressions that contain mathematical operators and symbols — to illustrate the computation. For example, in Figure 1a, line 3 is a natural language description, and line 8 is a mathematical expression.

We design the *p-language* that explicitly marks the control flow, natural language, and math information in pseudo code, thus making it feasible to automatically extract such information from the algorithm descriptions.

3.2 P-Language and its Static Analyzer

In the *p-language*, we introduced a set of keywords, following the pseudo code convention provided by *Introduction to Algorithms*, to mark the control flow of the instructions in an algorithm. The instructions are composed of *natural language descriptions* and *mathematical expressions*.

In Figure 3 we present the grammar of the *p-language*. On the left, we show that an algorithm is specified in a function consisting of a sequence of stmt. Besides the calls and returns, the important simple_stmt consists of math and natural_language expressions. We use a pair of '\$'s to mark the math expressions and a pair of '@'s to record the natural language descriptions. On the right of Figure 3, we show how the control flow of *branches*, *loops*, and *calls* are made explicit using a set of keywords such as 'if', 'while' and 'return'.

<pre> // function func: NAME parameters suite parameters: '(' para (, para)* ')' para: NAME expr suite: '{' stmt+ '}' // statement stmt: simple_stmt compound_stmt compound_stmt: if_stmt while_stmt repeat_stmt for_stmt simple_stmt: expr call_stmt return_stmt expr: natural_language math math: '\$' MATH_EXPRESSION '\$' natural_language: '@' DESCRIPTION '@' </pre>	<pre> // branch, loop and call if_stmt: 'if' test suite ('elseif' test suite)* ['else' suite] while_stmt: 'while' test suite for_stmt: 'for' 'for each' expr ['to' 'downto' expr] suite repeat_stmt: 'repeat' suite 'until' test test: and_test not_test or_test and_test: (test expr) 'and' (test expr) not_test: 'not' (test expr) or_test: (test expr) 'or' (test expr) return_stmt: 'return' [expr call_stmt] call_stmt: NAME parameters </pre>
---	---

Fig. 3. The grammar of the *p-language*

After pseudo code is annotated using *p-language*, we call it *p-code*. Based on the grammar, we built a static analyzer that parses the *p-code* and automatically generates the ICFGs for *p-code* based on its control flow. Similar to the ICFG of source code, the ICFG of *p-code* has the nodes of the conditions, loops, and call sites. The difference is that a *p-code* ICFG contains the nodes of math expressions or natural language descriptions instead of source code statements. In Figure 4, we show two examples of *p-code*.

3.3 Automatically Converting Pseudo Code to P-Code

To convert pseudo code to *p-code*, we first identify the control flow structure of pseudo code, using a set of keywords defined in the *Introduction to Algorithms* textbook such as if, for each, downto, shown in Figure 3. We then train a classifier to distinguish whether a statement is a math expression or a natural language description.

We use samples from source code as labeled training data to establish the training data without human annotation. Specifically, the comments are labeled as natural language descriptions, and the non-comments are labeled as math expressions. The training samples collected from the source code may have different feature distributions than the pseudo code's math expressions and natural language descriptions. For robust learning, we used the *label propagation algorithm* [44], where the model can jointly consider the labeled data (from source code) and the distribution of unlabeled data (from pseudo code). Using this approach, we construct a network using all the data points (including both labeled and unlabeled); the similarity of each pair of data points is then marked on the edges of the network. The labels get propagated from the labeled data to unlabeled data via a random walk of the network until all the data are labeled.

```

1  MATRIX-MULTIPLY(A, B)
2  $n = A.rows$
3  @let C be a new n x n matrix@
4  for $i = 1$ to $n$
5    for $j = 1$ to $n$
6      $C[i][j] = 0$
7      for $k = 1$ to $n$
8        $C[i][j] += a[i][k] * b[k][j]$
9  return $C$

```

(a) *p-code* for matrix multiplication in Figure 1a

```

1  MST-KRUSKAL(G, w)
2  $A = \emptyset$
3  for each @vertex  $v \in G.V$ @
4    MAKE-SET( $v$ )
5  @sort edges of G, E into nondecreasing order by weight  $w$ @
6  for each @edge  $(u, v)$  in G, E in nondecreasing order by weight@
7  if $FIND-SET( $u$ )  $\neq$  FIND-SET( $v$ )$
8    $A = A \cup \{(u, v)\}$
9    UNION( $u, v$ )
10 return $A$

```

(b) *p-code* for Kruskal, minimum spanning tree algorithm [9]Fig. 4. *p-code* examples

4 REPRESENTATION OF CODE AND ALGORITHMS

In this section, we describe how to learn the representation of the *p-code* ICFGs and source code ICFGs to make them comparable for search. At a high level, we first used a collection of source code ICFGs to train a graph neural network (*GNN*). The model training is self-supervised, and no human annotation is needed. Once the model is trained, we then use it to generate vector representations for any input *p-code* query and new source code search database.

4.1 Comparing P-Code and Source Code

Using *p-code*, we can automatically extract three important features for algorithms, namely *control flow*, *math expressions*, and *natural language descriptions*. Control flow is an important feature because we believe that the logic of branches, loops, and the sequential order of major computation steps in the pseudo code will likely be preserved in its implementation. In fact, algorithmic complexity is computed using control flow information like loops and recursive calls in the pseudo code and is widely used to compare and estimate running software performance. On the other hand, the control flow of pseudo code and the corresponding source code implementation can have differences at a low level. For example, a math operator Σ in the pseudo code may be translated into a loop to compute a summation of a set of integers. Thus, we cannot use the exact match of the ICFGs between the *p-code* and source code. We apply *GNN* to the ICFGs and compare the ICFG nodes of *p-code* and source code using generated vector representations.

One key characteristic of *p-code* is that it contains a mixture of natural language description and math expressions. To effectively align the two pieces of information with source code for comparison, we used *math encoding* for representing math expressions for both *p-code* and source code and used CodeBERT to encode the natural languages of *p-code* and code from the source code. CodeBERT is a bi-model BERT pre-trained in both natural language and programming languages [12]. For *p-code*, the statements between '@'s in *p-code* (natural language description nodes) are encoded

using the natural language component of CodeBERT. For source code, we use the code component of CodeBERT to get the encoding for all nodes. Since CodeBERT was pre-trained using aligned natural languages (comments) and programming languages (source code), the CodeBERT encoding for the natural language of *p-code* and source code are comparable.

To generate math encoding for *p-code* and source code, we establish a mapping from the math operators in C/-Java/pseudo code to 7 types, including *AddSub* ('+', '-'), *MultDiv* ('*', '/'), *Deference* ('[', ']'), *Modular* ('%'), *Bit Operator* ('<<', '>>'), *Logical Operator* ('&&', '!', '||') and *Relational Operator* ('>=', '<=', '<', '>', '!=', '=='). Note that we group the complement types into one category, e.g., '+' and '-' are in the same group, as $1+2$ and $1-(-2)$ are semantically identical. We then count the frequency of such operators in the math expressions of *p-code* (statements between '\$'s) and in the source code.

CodeBERT and math encoding are computed for each node in the ICFGs of *p-code* and source code. The ICFGs with such node embeddings are then sent to the trained GNN models to generate the final node representations for the ICFGs of *p-code* and source code. In the following section, we provide details on how to train such a model.

4.2 Training a Model for ICFGs via Self-Supervised Learning

We applied the *graph autoencoder* (GAE) framework to train a model to encode the control flow structure of both *p-code* and source code. The model training is self-supervised and requires no human annotations. GAE has an encoder and decoder type of architecture, and specifically, it consists of an encoder $Q(Z|A, X)$, and a decoder $P(A|Z)$, where Z is the encoding matrix, A is the adjacency matrix of the graph ($A_{ij}=1$ if there is an edge between nodes i and j ; otherwise, $A_{ij}=0$), and X is the feature matrix (X_i is the embedding for node i). In the GAE framework, we used *Graph Convolutional Network* (GCN) as an encoder. The ℓ^{th} GCN layer is defined as:

$$Z^{(\ell+1)} = ReLU \left(D^{-\frac{1}{2}} A D^{-\frac{1}{2}} X^{(\ell)} W^{(\ell)} \right), \quad (1)$$

where, A is the adjacency matrix, D is the degree matrix (where D_{ii} lists the number of the neighbours of node i and $D_{ij}=0$ when $i \neq j$), $X^{(\ell)}$ is the input feature matrix at layer ℓ , $W^{(\ell)}$ is the trainable parameter matrix, and $ReLU(\cdot)$ represents the ReLU activation function. Given the final layer of node encoding Z , the goal of the decoder is to reconstruct the original graph by predicting the relationship between the nodes. The decoder uses a dot product to predict if an edge exists between two nodes [20]:

$$P(\hat{A}_{i,j}|z_i, z_j) = \sigma(z_i^T z_j), \quad (2)$$

where, $\hat{A}_{i,j}$ is the predicted edge between node i and node j , and $\sigma(\cdot)$ is logistic sigmoid function.

In self-supervised learning in GAE, we consider the actual edges between the nodes as the *positive samples*. We sample an equal number of non-existing edges between randomly selected nodes as the *negative samples*. We use GAE to predict those edges during training and then compare them with the actual graph. The training minimizes the cross-entropy loss between the reconstructed adjacency matrix and the true adjacency matrix:

$$L = \sum_{i \in V, j \in V} (-A_{i,j} \log \hat{A}_{i,j} - (1 - A_{i,j}) \log(1 - \hat{A}_{i,j})). \quad (3)$$

The GAE is trained using the code database. We then use the trained model to generate the ICFG node embedding for any given source code and *p-code*:

$$Z = p_Q(X, A), \quad (4)$$

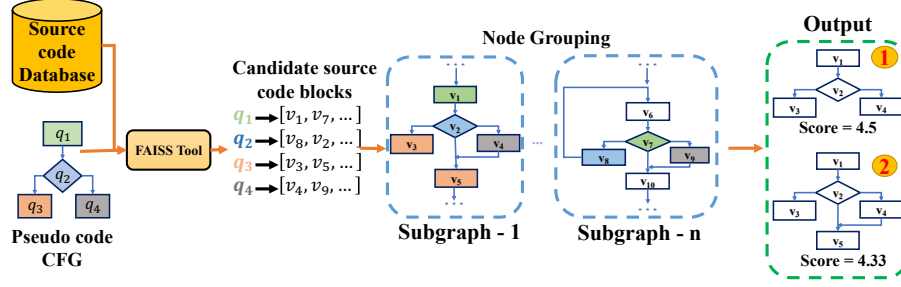


Fig. 5. Node Matching and Grouping

where, Z is node embedding, p_Q is the GCN encoder, X is the initial feature vector, and A is the adjacency matrix of the graph. In such a way, the model can handle any queried algorithms for a code search database. Finally, the GCN generated embedding is concatenated with the initial features for each node as the final representation of the node.

5 CODE RETRIEVAL

In this section, we present our search algorithm. First, we describe our approach of mapping the *p-code* nodes to the source code nodes in the code database in Section 5.1. Then, we explain our *node grouping* method, which is the process of grouping matched source code nodes to find the code fragments for the pseudo code query in Section 5.2.

5.1 Matching Nodes

As shown in Figure 5, we take one pseudo code query and the source code database we aim to perform the search. First, the pseudo code is converted to *p-code*, and the ICFG is generated based on the *p-code* (Section 3.2). After the source code and *p-code* have been represented in vectors (Section 4), we compute the cosine similarity (S_C) between each node i in the *p-code* ICFG (G^P), whose node embedding is e_i^P , and the encoding e_j^S of each node j from the source code ICFGs (G^S) as follows:

$$S_C(e_i^P, e_j^S) = \frac{e_i^P \cdot e_j^S}{\|e_i^P\| \|e_j^S\|}, \quad (5)$$

where, the numerator is the dot product between the encodings and $\|\cdot\|$ represents the euclidean distance of the vector to the origin. Cosine similarity measures the angle of the two vectors and is widely used to measure semantic similarity in vector space.

We applied the FAISS tool³ to index the source code database for efficient search and comparison. In the output of the FAISS tool, the nodes in the source code ICFGs are sorted based on the cosine similarity, and the top k are chosen as the candidate source code nodes. For example, in Figure 5, node q_1 in pseudo code is matched to $v_1, v_7 \dots$ in the source code database based on their cosine similarity.

5.2 Node Grouping

The search algorithm aims to find code fragments from the source code database that implement the algorithms. In addition to node-level similarity, the matched source code nodes should also be close to each other on the source code ICFG to form a high-quality code fragment. Based on this idea, we develop a node grouping method using the

³<https://github.com/facebookresearch/faiss>

agglomerative hierarchical clustering [17] algorithm. It is a greedy technique that gradually groups the nodes with the shortest distance until all the matched nodes are grouped into the code fragment. Specifically, the input to node grouping is the matched source code nodes from the previous step. Initially, each node is considered as a separate group, and then groups with minimal distances are merged, where the distance is calculated as follows:

$$distance = \max\{sp(x, y) : x \in C_1, y \in C_2\} \quad (6)$$

$sp(x, y)$ is the shortest path on the ICFG between nodes x and y which belong to groups C_1 and C_2 , respectively. Note that if there is no path from node x to node y on the graph, the distance is ∞ . If the distance of two groups is ∞ , the two groups will not be merged.

The groups obtained after each merging step are considered code fragment candidates. We design a scoring function that considers two factors: (1) the coverage of the group in the *p-code* query, and (2) the distances of the code blocks from the same group in the source code ICFG. Intuitively, the group with more covered nodes in the *p-code* query and with code blocks closer to each other in the source code ICFG should be ranked higher and thus should have a higher score. The confidence score, γ , for each candidate group (\mathbb{C}), is computed as follows:

$$\gamma = QC + \frac{1}{distance'} \quad (7)$$

where QC refers to the number of covered nodes in the *p-code* query, and $distance' = \max\{sp(x, y) : x, y \in \mathbb{C}\}$ referring to the maximum shortest path between any two nodes within a group.

6 EVALUATION

In our evaluation, we investigated the following research questions:

- **RQ1:** Can *Beryllium* effectively retrieve the algorithm implementations from code?
- **RQ2:** How is our approach compared to the baselines?
- **RQ3:** Does our approach work for different programming languages?
- **RQ4:** Which features are the most useful for search?

6.1 Experimental Setups and Implementation

6.1.1 Subjects. We collected the pseudo code for a total of 103 algorithms from *Introduction to Algorithms* [9] and *Algorithms Design Manual* [33]. We used the *Sony Brook Algorithm Repository* ⁴ to construct a code database which we call the *Sony Brook code database*. We chose this repository because it provides the ground truth and documents the algorithm(s) implemented in the project. However, it did not provide where the algorithms are located in the code. This repository contains 67 C and 27 Java real-world open-source projects (a total of 5.2 million lines of code), among which 51 C and 22 Java projects can be processed by the ICFG construction tool Atlas ⁵, which we used. These projects implemented a total of 29 algorithms out of the 103 algorithms we collected, where 29 algorithms have Java implementations, and 18 algorithms have C implementations.

In addition to the ground truth projects, we included frequently used important open-source projects and tested if our tool could be useful in practice. To do so, we constructed another code search database which we call the *GitHub code database* by collecting 10 C and 10 Java popular projects from *GitHub* that (1) are original projects (not forked), (2) have a size greater than 5MB, (3) have recent commits, (4) have stars greater than 1000 on *GitHub*, and (5) can be

⁴<http://algorist.com/algorist.html>

⁵<https://www.ensoftcorp.com/atlas/sdk/>

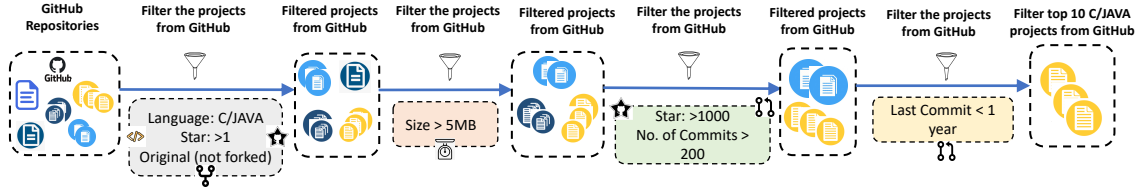


Fig. 6. Flowchart for GitHub project selection

compiled with Atlas to generate the ICFGs. The flowchart of the *GitHub* project selection is shown in Figure 6. We used the same 29 algorithms for the experiments on the *GitHub* code database as the ones used for *Stony Brook* code database. This makes confirmation of the ranked algorithms implementation easier and more scalable. The organization of the experiments is shown in Figure 7.

6.1.2 Implementation. We implemented *Beryllium* that includes the following components:

Converting pseudo code to p-code: To establish the train set, we randomly collected 20 lines of comments and 712 lines of source code from Java implementations as the labeled data and collected 1023 lines of pseudo code from the textbooks of *Introduction to Algorithms* [9] and *Algorithms Design Manual* [33] as the unlabeled data. We used the label propagation algorithm implementation by Scikit-learn library⁶ to train the classifier and predict on the unlabeled pseudo code.

Generating ICFGs for source code and p-code: The *p-code* analyzer is implemented in C language based on the *p-language* defined in Section 3.2 and is used to convert the *p-code* to the ICFGs. We used Atlas to generate source code ICFGs for both C and Java language source code.

GAE training: We trained three GAE models, one using Java code, one using C code, and one using both C and Java code. All the training data are from the *Stony Brook* code database. Note that we used self-supervised learning of link prediction on the ICFGs, so no human labels are required. We implemented GAE using the *PyTorch Geometric library*. We used two layers of GCN as encoder, and each layer’s output dimension is 512. For all the experimental settings, the data set is split into the ratio of 8:2 as training and validation sets, respectively. The hyperparameters are tuned on the validation set, and the training is terminated when the performance on the validation set does not improve. We used Adam optimizer without dropout, the learning rate is $\eta = 0.01$, and the batch size is 2048. We measured the performance of the trained model in terms of the area under the ROC curve (AUC).

Search Component: We implemented the search component in Python and used the FAISS tool as a subcomponent. We replaced the Euclidean distance similarity metrics with the cosine similarity defined in Section 5.1. We obtained the top 100 matching blocks from the code search database for each queried *p-code* node for a given query.

6.1.3 Experiment Design. We conducted experiments on two code databases, the *Stony Brook* and *GitHub* code databases for three language settings: Java, C, and a mixture of Java and C. The organization of experiments is illustrated in Fig. 7. We designed two experiments for the *Stony Brook* code database, which involve three different language settings. Experiment 1 aims to determine how effectively we can find an algorithm in one project (refer to “one project” in the results tables). This case represents the use scenario where Alice wants to investigate a particular library or legacy project. *Stony Brook* code database provides the ground truth of which algorithm (s) has been implemented in a project. This helps us to better evaluate the correctness of our search results. Experiment 2 aims to determine how effectively

⁶<https://scikit-learn.org/stable/index.html>

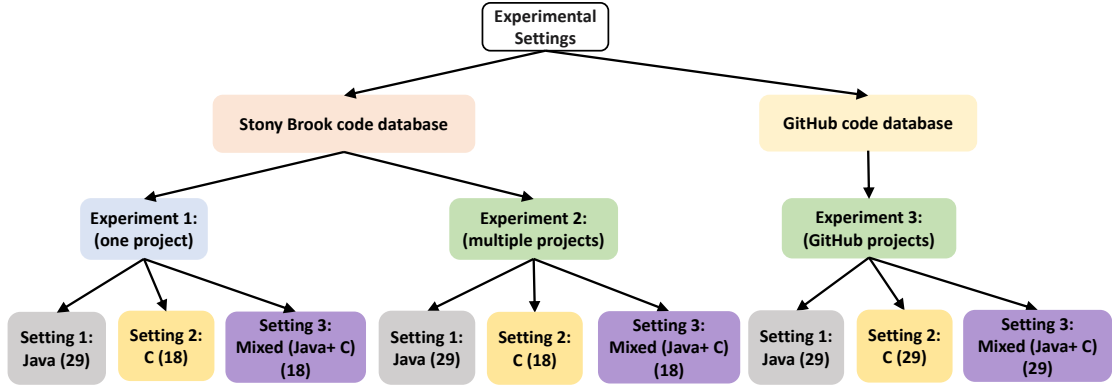


Fig. 7. Organization of Experiments. Numbers in parentheses indicate the number of queried algorithms

we can find an algorithm among a set of projects (refer to “*multiple projects*” in the results tables) and how often we mistakenly identify non-relevant code as the algorithm implementation. This experiment simulates the use case where Alice wants to search for an algorithm in the company codebase where many projects exist. For the *GitHub code database*, we conducted one experiment (which we refer to as Experiment 3) for all three language settings. This experiment is similar to Experiment 2 of the *Stony Brook code database*, where we use real-world *GitHub* projects (refer to “*GitHub projects*” in the results tables). This experiment represents the use scenario where Alice wants to search for an algorithm among a list of popular *GitHub* projects.

6.1.4 Baselines. In the first step, we tried the naïve searching, i.e., using the algorithm name as a query, as a baseline. Specifically, we searched with the algorithm names as queries to find the method that implements the algorithms in all the code files from the *Stony Brook code database* (Experiment 2) and *GitHub code database* (Experiment 3). If a match is found, we retrieved the method in the code file as the method that implements the algorithm. The code files contain the code including the comments provided by the developer. For the experiments on *Stony Brook code database*, for the setting of Java language, the search only successfully retrieved the method for 14 out of 29 queries. For the setting of C language, the search only successfully retrieved the method for 3 out of 18 queries, and for the setting of mixed language, the search only successfully retrieved the method for 11 out of 18 queries. The results of Experiment 1 on *Stony Brook code database* are same as the results of Experiment 2 since *Stony Brook code database* provides ground truth and if the search retrieves the method then it is in the ground truth projects. For the experiments on *GitHub code database*, the search only successfully retrieved the method for 9, 7, and 10 out of 29 queries for the setting of Java, C, and mixed languages, respectively.

The naïve search does not work well because it solely relies on text matching. The search fails to retrieve the method if the method names, variable names or the comments in the code file do not align with the algorithm’s names. An algorithm can be complex and it can be implemented using multiple methods. Therefore, the algorithm may not have a one-to-one mapping to method. Due to this, even though the naïve search retrieves the method, the method may not have the complete implementation of the algorithm. Due to these restrictions, naïve searching did not retrieve the correct methods for most algorithm queries.

In the second step, we collected the most recent work on code search that (1) can address our problem of retrieving implementation code for a queried algorithm and (2) has provided a *GitHub* repository and instructions to reproduce their approaches. After we tried several recent works, we found that deep code search (DCS) [14] and OCoR [45] are the SOTA methods that can satisfy the two criteria. Both of the approaches used deep learning for code search. We re-train the Java, C, and mixed language models for both baselines, using their instructions and code. To implement DCS on our data, we first process our data to extract method names, tokens from the method body that does not include Java keywords, API sequences (code provided by the authors of DCS), and comments of the code snippet for each code file. Furthermore, we split the extracted method names and tokens based on the camel case. We used the PyTorch code from their *GitHub* repository⁷ to re-train the DCS model. To implement OCoR on our data, we process our data to obtain comments for each method and generate comment-code pairs to be used as the question-code pairs for training and validation. We used the code from their *GitHub* repository⁸ to train the model on our dataset. To compare with *Beryllium*, we used pseudo code as queries for the baselines. We have also tried algorithm names as queries; however, the baselines performed poorly.

6.1.5 The Search Results Confirmation and Evaluation Metrics. The output of *Beryllium* is a ranked list of the code snippets, and the output of the baselines is a ranked list of the methods. The authors first inspected some sample outputs and established that the code snippet is confirmed to implement an algorithm if 1) the control flow of the code (the conditions and loops) aligns with the pseudo code, and 2) variables and math operators in the code match with the pseudo code. Since the implementation may not completely follow the pseudo code, the annotators also try to understand the code to determine if the algorithm is implemented. Two authors independently annotated the top 100 outputs for each query and discussed any disagreements. The code fragments are marked as unknown if the authors cannot resolve the disagreement. For baselines, if a retrieved method contains the implementation, the method is marked as a hit. Note that this is a relaxed standard compared with the standard for *Beryllium* since the method can also contain much code irrelevant to the queried algorithm.

With the annotation, we use *F-rank* to measure the tool’s success. *F-rank* is the rank of the first hit result in the output list. If the top 100 results do not contain a hit, we denote it as “>100”. In Experiment 1, an algorithm implementation can be returned from multiple projects. We conducted experiments on these projects one at a time and then reported the query’s mean *F-rank*. We also reported MRR, the mean of inverse *F-rank* on all queries. For *F-rank*, the lower, the better, and for MRR, the higher, the better. *F-rank* is reported in the tabulars in all the tables, and MRR is reported in the last row of the tables.

6.1.6 Ablation studies. We conducted ablation studies to investigate the usefulness of the three features: control flow graph, math, and natural language/source code. Specifically, we compared search results under three configurations: the CB (CodeBERT) configuration only considered source code and natural language features for search. CB (CodeBERT)+G (GAE) used source code/natural language with control flow graph encoding. Finally, the results from *Beryllium* used all three features.

6.1.7 Systems that conducted experiments. To convert pseudo code to *p-code* and to generate the ICFGs for source code and *p-code*, we used a MacBook Pro with 4GB AMD GPU, 16 GB RAM, and 6 CPU Cores. We used Google Colab with V100 GPU, 53 GB RAM, and 8 CPU Cores for GAE training and code retrieval.

⁷<https://github.com/guxd/deep-code-search>

⁸<https://github.com/pkuzqh/OCoR>

6.2 Results

6.2.1 Stony Brook code database. Tables 1, 2 and 3 display our results for the settings of Java, C, and mixed languages, respectively, on the Stony Brook code database. Each table lists the results for *one project* and *multiple projects* (described in Section 6.1.3). Under *Query* in the tables, we listed the algorithms with known implementations in the *Stony Brook Algorithm Repository*. Specifically, 29 and 18 algorithms are implemented in the Stony Brook code database for Java and C language, respectively. There are 18 algorithms that have both C and Java implementations (Table 3). Columns DCS and OCoR reported our baseline results, and Columns *CB+G* and *CB* provided results for our ablation studies (details in Section 6.1.6).

Table 1. The F-rank results for experiments on *Stony Brook code database* for the setting of Java language. For *one project*, the results show the mean over all the ground truth projects implementing the algorithm. The best performing MRR result is shown in bold.

No.	Query	one project					multiple projects				
		Beryllium	DCS	OCoR	CB+G	CB	Beryllium	DCS	OCoR	CB+G	CB
1	any-segments-intersect	1	3.5	4.5	1.5	1.5	1	4	4	1	2
2	approx-vertex-cover	5	5	7	6	9	11	7	14	12	13
3	breadth-first-search	2.25	6	3	5	11.5	9	13	10	9	21
4	compute-transition-function	1	9	5	1	2	1	11	9	1	1
5	extend-shortest-paths	1.33	3.33	2.33	1.33	1.33	1	3	2	1	1
6	finite-automaton-matcher	2	12	6	2	2	5	15	9	6	12
7	floyd-warshall	1	12.33	4	1.33	3	1	21	14	2	4
8	graham-scan	1.5	1.5	2.5	2	3.5	1	2	3	3	5
9	hopcroft-karp	1.5	4	8.5	2.5	4	7	7	10	9	15
10	insertionsort	1	3	5	1	1	8	4	7	8	16
11	johnson	1.33	10.33	1.33	1.33	1.33	1	12	2	3	5
12	kruskal	1	17.75	14.75	1.25	1.5	1	23	18	2	9
13	lcs-length	1	3	1	2	10	1	5	1	1	2
14	lu-decomposition	1	1	2	1	2	16	2	6	16	18
15	maybe-mst	1.2	11.4	10.2	1.2	1.4	1	17	15	3	17
16	modular-linear-equation-solver	1	3	3	1	1	1	5	6	2	13
17	mst	1	1.2	1.2	1.2	1.4	1	1	1	1	1
18	mst-reduce	1.2	6	2.2	1.2	1.4	1	14	4	1	1
19	naïve-string-matcher	1	4	3	1	1	12	6	4	12	12
20	optimal-bst	1.25	9.25	12	4	18.5	5	14	17	5	28
21	pivot	1	2	3	1	1	1	3	7	2	10
22	prim	1	2.25	3.25	2.25	3.5	1	3	3	1	5
23	print_all_pair_shortest_paths	1.5	4	9.5	3.5	6	2	7	10	3	6
24	quicksort	1	5	4	4	8	49	51	55	51	63
25	rabin-karp-matcher	1	5	3	1	1	4	8	5	5	6
26	radixsort	1	3	2	2	6	3	5	3	4	14
27	recursive-activity-selector	1.5	1.5	1.5	1.5	1.5	1	1	1	2	8
28	slow_all_pair_shortest_pair	4.5	7.25	9	4.5	7.25	8	11	13	8	11
29	matrix_multiplication	1.33	2.33	2	1.33	1.33	3	5	8	6	13
	MRR	0.819	0.307	0.346	0.65	0.517	0.606	0.232	0.263	0.432	0.256

Experiment 1 (one project): In Tables 1 and 2, under *one project*, we observe that *Beryllium* found the implementation for 29 out of 29 queries from Java projects and 17 out of 18 queries from C projects in *Stony Brook code database*. Among these, we found implementation for 25 out of 29 queries from Java projects and 9 out of 18 queries from C projects as the first hit. Table 3 shows that *Beryllium* can have the *GAE* models trained based on the mixed languages of Java and C language and retrieve the implementations from both Java and C projects. In this setting, *Beryllium* found the implementations for 9 out of 18 queries as the first hit. Overall, across all the settings in Tables 1, 2, and 3, except

Table 2. The F-rank results for experiments on *Stony Brook code database* for the setting of C language. For *one project*, the results show the mean over all the ground truth projects implementing the algorithm. The best performing MRR result is shown in bold.

No.	Query	one project					multiple projects				
		Beryllium	DCS	OCoR	CB+G	CB	Beryllium	DCS	OCoR	CB+G	CB
1	any-segments-intersect	1	3	2	1	1	16	18	29	16	16
2	approx-vertex-cover	1	1	3	5	32	1	1	3	6	41
3	breadth-first-search	14	6	15	17	32	23	8	19	28	>100
4	extend-shortest-paths	1.33	3	2.33	1.33	1.33	1	4	2	1	3
5	graham-scan	19	15.5	10.5	19.5	50	>100	15	15	>100	>100
6	hopcroft-karp	3	1	10	7	11	31	10	41	33	>100
7	insertionsort	1.5	1.5	1.5	1.5	1.5	1	19	24	1	1
8	kruskal	6.33	7	7.33	6.33	6.33	40	39	>100	40	>100
9	lcs-length	1	1	1	1	1	1	1	1	1	1
10	maybe-mst	7.2	14.4	16.2	8.2	8.6	17	21	26	19	>100
11	mst	1.4	7.2	8	1.4	2.2	7	10	14	9	9
12	mst-reduce	11.6	4.4	2.2	12	18.8	16	12	9	18	20
13	optimal-bst	1	4	6	2	2	11	14	14	12	13
14	prim	2	2.8	2.2	2.2	2.4	49	48	41	49	>100
15	quicksort	>100	>100	>100	>100	>100	>100	>100	>100	>100	>100
16	radixsort	1.5	2.5	4	1.5	1.5	1	3	5	1	2
17	recursive-activity-selector	1	11	13.5	20	21.5	31	43	47	35	>100
18	matrix_multiplication	4	6	7	4	9	10	12	15	12	14
	MRR	0.522	0.357	0.281	0.472	0.34	0.316	0.192	0.149	0.265	0.184

Table 3. The F-rank results for experiments on *Stony Brook code database* for the setting of mixed language. For *one project*, the results show the mean over all the ground truth projects implementing the algorithm. The best performing MRR result is shown in bold.

No.	Query	one project					multiple projects				
		Beryllium	DCS	OCoR	CB+G	CB	Beryllium	DCS	OCoR	CB+G	CB
1	any-segments-intersect	10	12.33	16	10.33	12.33	12	16	19	14	18
2	approx-vertex-cover	1.5	1.5	3	1.5	2.5	1	3	4	2	5
3	breadth-first-search	6	6.2	4.2	6.2	9.4	12	13	6	13	16
4	extend-shortest-paths	1.33	4.33	2.16	3.16	5.33	1	5	2	3	5
5	graham-scan	9	7.25	9.25	9.25	10.25	14	12	16	14	16
6	hopcroft-karp	3.33	1.33	17	3.33	3.33	15	5	29	15	19
7	insertionsort	1.33	2	3.33	3	4.33	2	4	3	3	7
8	kruskal	1.28	6.42	7.14	2.14	3	2	13	12	2	3
9	lcs-length	1.5	3.5	1.5	3.5	5	1	3	1	3	4
10	maybe-mst	1.3	12.5	14.4	1.4	2.3	10	15	17	11	13
11	mst	1.4	2.3	1.4	1.4	3.2	3	3	2	4	7
12	mst-reduce	8.1	9.2	9.3	8.4	11.2	9	9	9	9	13
13	optimal-bst	2.2	6.4	8.2	3.4	4.2	6	12	14	6	7
14	prim	2.22	3	2.22	3.22	3.33	14	21	19	14	14
15	quicksort	10.33	13.33	12	12.33	15	56	59	57	57	71
16	radixsort	1.33	1.33	1.33	2.33	5	9	7	5	9	9
17	recursive-activity-selector	1.25	9.25	11	2.25	2.5	4	13	17	6	9
18	matrix_multiplication	2	2.25	2.25	2.25	2.5	6	8	10	8	11
	MRR	0.498	0.304	0.289	0.349	0.243	0.313	0.146	0.203	0.189	0.122

for one query, *Beryllium* found all the implementations of known queries in the top 25 code snippets. In terms of MRR, *Beryllium* performed the best on Java, followed by the mixed language model, followed by C. This is likely caused by the fact that CodeBERT is pre-trained on Java, so it can model Java features better.

Beryllium outperforms the baselines *DCS* and *OCoR* for all the queries in Table 1, for most queries in Table 2 except for queries No.3, No.5, No.6, and No.12, and for most queries in Table 3 except for queries No.5 and No.6. Among these

Table 4. The F-rank results for experiments on *GitHub code database* for the setting of Java language. The best performing MRR result is shown in bold.

No.	Query	GitHub projects (Java)				
		Beryllium	DCS	OCoR	CB+G	CB
1	any-segments-intersect	>100	>100	>100	>100	>100
2	approx-vertex-cover	1	5	3	2	4
3	breadth-first-search	1	7	5	1	2
4	compute-transition-function	2	4	5	4	13
5	extend-shortest-paths	4	21	12	5	10
6	finite-automaton-matcher	1	9	13	2	73
7	floyd-warshall	8	10	9	8	12
8	graham-scan	1	9	5	1	4
9	hopcroft-karp	1	7	5	3	8
10	insertionsort	1	2	3	1	2
11	johnson	>100	>100	>100	>100	>100
12	kruskal	9	15	12	10	11
13	lcs-length	1	16	7	1	2
14	lu-decomposition	10	9	7	12	>100
15	maybe-mst	1	8	7	1	2
16	modular-linear-equation-solver	13	18	21	13	>100
17	mst	1	16	12	2	4
18	mst-reduce	>100	>100	>100	>100	>100
19	naïve-string-matcher	1	11	21	2	3
20	optimal-bst	>100	>100	>100	>100	>100
21	pivot	>100	>100	>100	>100	>100
22	prim	1	6	6	4	9
23	print_all_pair_shortest_paths	1	6	11	1	1
24	quicksort	1	11	16	2	4
25	rabin-karp-matcher	1	3	2	1	2
26	radixsort	16	21	17	20	60
27	recursive-activity-selector	3	12	5	5	11
28	slow_all_pair_shortest_pair	1	14	9	1	2
29	matrix_multiplication	5	10	6	6	6
	MRR	0.58	0.113	0.132	0.427	0.217

queries, *DCS* performed the best for queries No.3 and No.6 in Table 2 and No.5 and No.6 queries in Table 3 while *OCoR* performed the best on the remaining. In these cases, the value of the F-rank is lower for *Beryllium* because *Beryllium* has more candidate code fragments to rank—the baselines report methods and *Beryllium* reports code fragments; in *Beryllium*, one method can have several code fragments in the ranking. In return, *Beryllium* can more accurately locate the algorithm implementations within a function or across multiple functions.

Beryllium achieved significantly higher MRR than both baselines. Specifically, *Beryllium* outperformed *DCS* by a margin of 167% and *OCoR* by a margin of 137% for the setting of Java language. For the setting of C language, *Beryllium* outperformed *DCS* by a margin of 46% and *OCoR* by a margin of 86%. For the setting of mixed language, *Beryllium* outperformed *DCS* by a margin of 64% and *OCoR* by a margin of 72%.

Experiment 2 (multiple projects): In Tables 1, 2, and 3, under *multiple projects*, we can observe that within the top 25 of the ranked lists, *Beryllium* found the implementation for 28 out of 29 queries from Java projects, 12 out of 18 queries from C projects, and 17 out of 18 queries from mixed language projects in Stony Brook code database. *Beryllium* outperformed the baselines *DCS* and *OCoR* for 40 queries out of the 65 queries. *OCoR* won for query No.10 in Table 1 and No.11 and No.16 in Table 3, and *DCS* performed the best for the remaining. In terms of MRR, *Beryllium* outperformed

Table 5. The F-rank results for experiments on *GitHub code database* for the setting of C and mixed languages. The best performing MRR result is shown in bold.

No.	Query	GitHub projects (C)					GitHub projects (mixed)				
		Beryllium	DCS	OCoR	CB+G	CB	Beryllium	DCS	OCoR	CB+G	CB
1	any-segments-intersect	>100	>100	>100	>100	>100	>100	>100	>100	>100	>100
2	approx-vertex-cover	10	13	13	12	18	3	8	5	9	12
3	breadth-first-search	3	>100	2	5	16	2	34	47	3	15
4	compute-transition-function	10	18	21	10	19	4	24	25	6	15
5	extend-shortest-paths	1	4	4	1	2	2	19	9	2	3
6	finite-automaton-matcher	2	12	8	3	6	2	10	11	4	16
7	floyd-warshall	4	14	12	6	13	6	22	20	10	18
8	graham-scan	5	13	7	8	28	4	10	6	6	26
9	hopcroft-karp	1	13	12	1	3	1	15	18	4	8
10	insertionsort	6	1	2	8	20	4	4	5	5	16
11	johnson	18	>100	>100	24	32	26	>100	>100	42	72
12	kruskal	41	12	16	42	48	12	14	13	15	18
13	lcs-length	>100	>100	4	>100	>100	2	62	8	2	4
14	lu-decomposition	8	9	8	9	13	9	9	8	13	18
15	maybe-mst	3	14	10	4	20	2	16	12	4	15
16	modular-linear-equation-solver	>100	>100	>100	>100	>100	15	21	23	18	>100
17	mst	3	12	9	4	21	2	12	14	3	12
18	mst-reduce	>100	>100	>100	>100	>100	>100	>100	>100	>100	>100
19	naive-string-matcher	2	9	6	2	4	2	11	12	4	5
20	optimal-bst	>100	>100	>100	>100	>100	>100	>100	>100	>100	>100
21	pivot	23	38	42	26	>100	36	54	65	43	>100
22	prim	1	7	16	2	36	1	6	9	3	34
23	print_all_pair_shortest_paths	13	10	12	17	21	4	19	11	4	5
24	quicksort	1	11	9	1	18	1	12	12	1	14
25	rabin-karp-matcher	2	3	2	3	5	2	3	2	2	4
26	radixsort	15	24	26	18	45	18	21	19	21	52
27	recursive-activity-selector	2	9	13	2	16	3	9	7	4	14
28	slow_all_pair_shortest_pair	27	24	21	31	>100	4	16	12	4	6
29	matrix_multiplication	1	6	4	3	28	2	8	6	3	26
	MRR	0.321	0.113	0.133	0.249	0.08	0.345	0.081	0.098	0.229	0.087

DCS by a margin of 161% and OCoR by a margin of 130% for the setting of Java language. For the setting of C language, *Beryllium* outperformed DCS by a margin of 65% and OCoR by a margin of 112%. For the setting of mixed language, *Beryllium* outperformed DCS by a margin of 114% and OCoR by a margin of 54%.

6.2.2 GitHub code database. In Tables 4 and 5, under *GitHub projects*, we show that within the top 25 of the ranked lists, *Beryllium* found the implementation for 24 out of 29 queries from Java projects, for 24 out of 29 queries from C projects, and for 26 out of 29 queries from mixed language projects. Excluding the 3 queries that none of the methods retrieved implementations in top 100 results, *Beryllium* outperformed the baselines DCS and OCoR for 62 of the 84 queries. OCoR performed the best for 3 out of 84 queries, while DCS performed the best for 1 out of 84 queries. We observed that the library calls and complex data structure initialization could lead to the mismatch of pseudo code and source code in our approach. In terms of MRR, *Beryllium* outperformed DCS by a margin of 413% and OCoR by a margin of 339% for the setting of Java language. For the setting of C language, *Beryllium* outperformed DCS by a margin of 184% and OCoR by a margin of 141%. For the setting of mixed language, *Beryllium* outperformed DCS by a margin of 326% and OCoR by a margin of 252%.

Overall, we observe that the baselines perform well when the queries and code are more similar in natural languages because the baselines are trained considering the queries to be natural language. However, *Beryllium* considers the

control flow, maths, and natural language features; thus, it is more robust and general for all types of pseudo code queries.

6.2.3 Ablation results. Tables 1, 2, 3, 4, and 5 show that *Beryllium* performs better than *CB+G* and *CB*. For example, under *one project*, for 36 out of 65 queries, *Beryllium* outperformed *CB+G*, and for 45 out of 65 queries, *CB+G* is better than *CB*. The results demonstrated that control flow and math information is useful. We also found that for the setting of the Java language, *CB* can find algorithm implementations better than our baselines. For the setting of the C language, *CB* performed poorly compared to the baselines, as *CB* uses encoding from CodeBERT, and CodeBERT is not trained in the C language. We observed that *CB+G* is significantly better than *CB* on the setting of C language, indicating that the control flow is very useful for search.

6.3 Examples

In Figures 8, 9, and 10, we show a few examples of algorithm implementations found from the *Stony Brook code database* and *GitHub code database*. The implementations of the *floyd-warshall*, *lcs-length*, and *insertion sort* algorithms are the first ranked in *Beryllium* output list. The figures show that pseudo code and implementations are comparable but not exactly the same. For example, in Figure 8b, lines 2–5 initialize the matrix sums (D at line 3 in Figure 8a), and lines 7–11 implement lines 4–7 in Figure 8a. When manually confirming these code fragments, we found that the control flow and math operators are important here. The figures also show that mapping the code and natural language to the same vector space is important and helpful for search. For example, pseudo code in Figure 9a initializes matrices using natural language at line 4, and in Figure 9b, source code at lines 3–4 implement line 4 in Figure 9a. Pseudo code in Figure 10a uses “<” at line 5, and source code in Figure 10b uses the function “less” at line 4. Since we map both code and natural language to the same vector space using CodeBERT, *Beryllium* is able to retrieve such relevant code.

7 THREATS TO VALIDITY

External threats: We have used the algorithms from two textbooks in our evaluation. It covers a variety of algorithms; some have more natural language descriptions, some have more math expressions, and some have complex control flow. We have used a variety of C and Java open-source projects from the *Stony Brook Algorithm Repository* and popular projects from *GitHub*. However, our conclusions may not be generalized to all algorithms and software repositories available.

Internal threats: We have used the ground truth documented in the *Stony Brook Algorithm Repository* to confirm the correctness of our results. We also used two authors who followed a code review protocol to inspect the search results. Although we have made our best efforts to confirm the results, we may make mistakes, especially for the experiments involving *GitHub* repositories where we do not have labeled ground truth. When selecting baselines, we have not found any tools that search for algorithm implementations based on pseudo code. So we used the best-matched SOTA neural search tools, DCS and OCoR. Our datasets and queries may not be the best fit for their models. Finally, F-rank may be a metric that is biased toward the baselines. The baseline methods that report a function as the search result can have a better F-rank score than *Beryllium*, because the number of candidate code fragments can be significantly bigger than the number of methods in the source code, especially when the project is very small. But code fragment is often a much more precise output for real-world code.

```

1  FLOYD-WARSHALL(W)
2  n = W.rows
3  D=W
4  for k = 1 to n
5      for i = 1 to n
6          for j = 1 to n
7              d_ij = min(d_ij, d_ik+d_kj)
8  return D

```

(a) Pseudo code

```

1  ...
2  final int [][] sums = new int[vertices.size()][vertices.size()];
3  for (int i = 0; i < sums.length; i++) {
4      for (int j = 0; j < sums[i].length; j++) {
5          sums[i][j] = Integer.MAX_VALUE;}}
6  ...
7  for (int k = 0; k < vertices.size(); k++) {
8      for (int i = 0; i < vertices.size(); i++) {
9          for (int j = 0; j < vertices.size(); j++) {
10             ...
11             final int summed = (ikCost != Integer.MAX_VALUE && kjCost != Integer.MAX_VALUE) ? (
12                 ikCost + kjCost) : Integer.MAX_VALUE;
13             ...
14         return allShortestPaths;
15     ...

```

(b) Real-World Implementation, a segment from a function

Fig. 8. Floyd Warshall in *Stony Brook code database*

8 RELATED WORK

With recent advancements in deep learning, extensive work has been performed on code search, namely *neural search*. We have categorized the related works into three sections; the first two summarize the code search techniques based on different input queries, and the last is about code representation learning.

Code search using natural language as a query. This line of work aims to enable users to search source code with natural language, where the output is code snippets ranked by their similarities to the query. Earlier work has designed ranking functions with engineered features [25, 27]. More recently, the task has been modeled as a cross-modality search problem since the query (natural language), and the target (source code) are of different types. The state-of-the-art methods apply deep learning techniques to encode both modalities into a common semantic vector space where matching pairs are mapped close to each other [6, 14, 16, 24, 45]. [14] is one of the first works in this line. It applies LSTM and Multi-Layer Perceptron to encode both modalities, where both code snippets and natural language descriptions are considered sequences. There are several following works [8, 12, 18] exploiting different encoding models. Later works further consider the underlying structure of source code to obtain better representations, such as presenting the source code by Abstract Syntax Trees (ASTs) or AST-based graphs [15, 16, 24] and CFGs [35].

Code search using code snippet as a query. Here, the task is to find code clones and code that has similar functionalities. Lexical and syntactic features are often used to compare the similarity of two code snippets [23, 38, 41]. FaCoy [19] uses query alternation to enrich the query to find code fragments with similar functionality. *DeepSim* [43]

```

1  LCS-LENGTH(X,Y)
2  m = X.length
3  n = Y.length
4  let b[1..m,1..n] and c[0..m,0..n]
5  be new tables
6  for i = 1 to m
7    c[i,0] = 0
8  for j = 0 to n
9    c[0,j] = 0
10 for i = 1 to m
11   for j = 1 to n
12     if x_i == y_j
13       c[i,j] = c[i-1,j-1] + 1
14       b[i,j] = "\nwarrow"
15     else if c[i-1,j] \geq c[i,j-1]
16       c[i,j] = c[i-1,j]
17       b[i,j] = "\uparrow"
18     else if c[i,j] = c[i,j-1]
19       b[i,j] = "\leftarrow"
20 return c and b

```

(a) Pseudo code

```

1  int n = a.length();
2  int m = b.length();
3  int S[][] = new int[n+1][m+1];
4  int R[][] = new int[n+1][m+1];
5  int ii, jj;
6  for(ii = 0; ii <= n; ++ii) {
7    S[ii][0] = 0;
8    R[ii][0] = UP;}
9  for(jj = 0; jj <= m; ++jj) {
10   S[0][jj] = 0;
11   R[0][jj] = LEFT;}
12  for(ii = 1; ii <= n; ++ii) {
13   for(jj = 1; jj <= m; ++jj) {
14     if( a.charAt(ii-1) == b.charAt(jj-1) ) {
15       S[ii][jj] = S[ii-1][jj-1] + 1;
16       R[ii][jj] = UP_AND_LEFT;}
17     else {
18       S[ii][jj] = S[ii-1][jj-1] + 0;
19       R[ii][jj] = NEITHER;}
20     if( S[ii-1][jj] >= S[ii][jj] ) {
21       S[ii][jj] = S[ii-1][jj];
22       R[ii][jj] = UP;}
23     if( S[ii][jj-1] >= S[ii][jj] ) {
24       S[ii][jj] = S[ii][jj-1];
25       R[ii][jj] = LEFT;}}
26   ...
27  return new String(lcs);

```

(b) Real-World Implementation, a segment from a function

Fig. 9. LCS length in *Stony Brook Algorithm Repository*

```

1  InsertionSort(A)
2  A[0] = -\infinity
3  for i = 2 to n
4    j = i
5    while A[j] < A[j - 1]
6      swap(A[j],A[j-1])
7      j = j - 1

```

(a) Pseudo code

```

1  for (int i = 1; i < array.length; i++) {
2    T insertValue = array[i];
3    int j;
4    for (j = i - 1; j >= 0 && less(insertValue, array[j]);
5      j--) {
6      array[j + 1] = array[j];
7    }
8    if (j != i - 1) {
9      array[j + 1] = insertValue;
10   }
11  }
12  return array;

```

(b) Real-World Implementation, an entire function

Fig. 10. Insertion sort in *GitHub code database*

extracts the features from the program's data flow and control flow for detecting code clones and function similarities. SLACC [26] uses dynamic analysis and can find similar functionalities across Python and Java.

This paper focuses on the task of code search by pseudo code. Pseudo code uses a mixture of natural language descriptions and mathematical expressions, similar to a code snippet. Compared to natural language queries, pseudo code is more structured since it describes the control flow of the computation steps. Compared to code query, it is language-independent and contains fewer irrelevant implementation-level details. To the best of our knowledge, we are

the first to enable automatic analysis of pseudo code. SPoC [22] is the first work that generates code based on pseudo code. [29] is the first work that generates pseudo code from code.

Code representation learning. The success of representation learning techniques in NLP inspired many works on code representation learning. Following word2vec [28], *Code2vec* [3] and *Code2seq* [2] encode a sequence of tokens along the paths traversing AST as code embedding. The models are useful for predicting method names and performing code summarization. Inspired by pre-trained transformer-based language model BERT [10], CodeBERT [12] and GraphCodeBERT [15] also use transformers for pretraining code representations. We used pre-trained CodeBERT to capture the natural and programming language information in pseudo code and source code. *Flow2Vec* [34] leverages the interprocedural value flow to generate code embedding and can perform code classification and summarization. *LiGer* [37] uses a selection of blended symbolic and concrete traces, and DYPRO [36] uses dynamic traces for code embedding, both of which use RNN and are shown to be useful for code classification.

9 CONCLUSIONS

This paper presents a framework *Beryllium* that can establish the mappings between pseudo code and source code and search real-world open source projects for algorithm implementations. *Beryllium* consists of three components: (1) automatic algorithm analysis, (2) representation learning for source code and pseudo code, and (3) vector-based code retrieval. It compared the algorithms and source code using control flow, math, and natural language. *Beryllium* can search for both C and Java code. It found a total of 74 algorithm implementations out of 87 queries in the *GitHub* projects and located 64 implementations given 65 algorithm queries. In the *Stony Brook Algorithm Repository*, with the majority (>90%) of the correct implementations ranked in the top 10 search results. In the future, we plan to experiment with more types of algorithms and also study the pairs of pseudo code and source code for applications.

REFERENCES

- [1] Miltiadis Allamanis, Daniel Tarlow, Andrew D. Gordon, and Yi Wei. 2015. Bimodal Modelling of Source Code and Natural Language. In *Proceedings of the 32Nd International Conference on International Conference on Machine Learning - Volume 37* (Lille, France) (ICML '15). JMLR.org, 2123–2132. <http://dl.acm.org/citation.cfm?id=3045118.3045344>
- [2] Uri Alon, Shaked Brody, Omer Levy, and Eran Yahav. 2018. code2seq: Generating Sequences from Structured Representations of Code. In *International Conference on Learning Representations*.
- [3] Uri Alon, Meital Zilberstein, Omer Levy, and Eran Yahav. 2019. code2vec: Learning distributed representations of code. *Proceedings of the ACM on Programming Languages* 3, POPL (2019), 1–29.
- [4] Glenn Ammons, Rastislav Bodik, and James R. Larus. 2002. Mining specifications. In *Conference Record of POPL 2002: The 29th SIGPLAN-SIGACT Symposium on Principles of Programming Languages, Portland, OR, USA, January 16-18, 2002*. 4–16. <https://doi.org/10.1145/503272.503275>
- [5] Earl T. Barr, Mark Harman, Yue Jia, Alexandru Marginean, and Justyna Petke. 2015. Automated software transplantation. *Proceedings of the 2015 International Symposium on Software Testing and Analysis - ISSTA 2015* (2015), 257–269. <http://dl.acm.org/citation.cfm?doid=2771783.2771796>
- [6] Nghi DQ Bui, Yijun Yu, and Lingxiao Jiang. 2021. InferCode: Self-Supervised Learning of Code Representations by Predicting Subtrees. In *2021 IEEE/ACM 43rd International Conference on Software Engineering (ICSE)*. IEEE, 1186–1197.
- [7] Raymond P.L. Buse and Westley R. Weimer. 2010. Automatically Documenting Program Changes. In *Proceedings of the IEEE/ACM International Conference on Automated Software Engineering (Antwerp, Belgium) (ASE '10)*. ACM, New York, NY, USA, 33–42. <https://doi.org/10.1145/1858996.1859005>
- [8] Jose Cambronero, Hongyu Li, Seohyun Kim, Koushik Sen, and Satish Chandra. 2019. When deep learning met code search. In *Proceedings of the 2019 27th ACM Joint Meeting on European Software Engineering Conference and Symposium on the Foundations of Software Engineering*. 964–974.
- [9] Thomas H. Cormen, Charles E. Leiserson, Ronald L. Rivest, and Clifford Stein. 2009. *Introduction to Algorithms, Third Edition* (3rd ed.). The MIT Press.
- [10] Jacob Devlin, Ming-Wei Chang, Kenton Lee, and Kristina Toutanova. 2018. Bert: Pre-training of deep bidirectional transformers for language understanding. *arXiv preprint arXiv:1810.04805* (2018).

- [11] Michael D. Ernst, Jake Cockrell, William G. Griswold, and David Notkin. 2001. Dynamically Discovering Likely Program Invariants to Support Program Evolution. *IEEE Trans. Softw. Eng.* 27, 2 (Feb. 2001), 99–123. <https://doi.org/10.1109/32.908957>
- [12] Zhangyin Feng, Daya Guo, Duyu Tang, Nan Duan, Xiaocheng Feng, Ming Gong, Linjun Shou, Bing Qin, Ting Liu, Daxin Jiang, et al. 2020. CodeBERT: A Pre-Trained Model for Programming and Natural Languages. In *Findings of the Association for Computational Linguistics: EMNLP 2020*. 1536–1547.
- [13] Joshua Garcia, Yang Feng, Junjie Shen, Sumaya Almanee, Yuan Xia, and Qi Alfred Chen. 2020. A Comprehensive Study of Autonomous Vehicle Bugs. In *Proceedings of the ACM/IEEE 42nd International Conference on Software Engineering (ICSE '20)*. Association for Computing Machinery, New York, NY, USA, 385–396. <https://doi.org/10.1145/3377811.3380397>
- [14] Xiaodong Gu, Hongyu Zhang, and Sunghun Kim. 2018. Deep code search. In *2018 IEEE/ACM 40th International Conference on Software Engineering (ICSE)*. IEEE, 933–944.
- [15] Daya Guo, Shuo Ren, Shuai Lu, Zhangyin Feng, Duyu Tang, Shujie Liu, Long Zhou, Nan Duan, Jian Yin, Daxin Jiang, and M. Zhou. 2021. GraphCodeBERT: Pre-training Code Representations with Data Flow. *ArXiv abs/2009.08366* (2021).
- [16] Rajarshi Haldar, Lingfei Wu, Jinjun Xiong, and Julia Hockenmaier. 2020. A Multi-Perspective Architecture for Semantic Code Search. In *Proceedings of the 58th Annual Meeting of the Association for Computational Linguistics*. 8563–8568.
- [17] Jiawei Han, Jian Pei, and Micheline Kamber. 2011. *Data mining: concepts and techniques*. Elsevier.
- [18] Hamel Husain, Ho-Hsiang Wu, Tiferet Gazit, Miltiadis Allamanis, and Marc Brockschmidt. 2019. Codesearchnet challenge: Evaluating the state of semantic code search. *arXiv preprint arXiv:1909.09436* (2019).
- [19] Kisub Kim, Dongsun Kim, Tegawendé F Bissyandé, Eunjong Choi, Li Li, Jacques Klein, and Yves Le Traon. 2018. FaCoY: a code-to-code search engine. In *Proceedings of the 40th International Conference on Software Engineering*. 946–957.
- [20] Thomas N Kipf and Max Welling. 2016. Variational graph auto-encoders. *arXiv preprint arXiv:1611.07308* (2016).
- [21] Sumith Kulal, Panupong Pasupat, Kartik Chandra, Mina Lee, Oded Padon, Alex Aiken, and Percy S Liang. 2019. SPoC: Search-based Pseudocode to Code. In *Advances in Neural Information Processing Systems*, H. Wallach, H. Larochelle, A. Beygelzimer, F. d'Alché-Buc, E. Fox, and R. Garnett (Eds.), Vol. 32. Curran Associates, Inc. <https://proceedings.neurips.cc/paper/2019/file/7298332f04ac004a0ca44cc69ecf6f6b-Paper.pdf>
- [22] Sumith Kulal, Panupong Pasupat, Kartik Chandra, Mina Lee, Oded Padon, Alex Aiken, and Percy S Liang. 2019. Spoc: Search-based pseudocode to code. *Advances in Neural Information Processing Systems* 32 (2019).
- [23] Liuqing Li, He Feng, Wenjie Zhuang, Na Meng, and Barbara Ryder. 2017. Ccleanner: A deep learning-based clone detection approach. In *2017 IEEE International Conference on Software Maintenance and Evolution (ICSME)*. IEEE, 249–260.
- [24] Xiang Ling, Lingfei Wu, Saizhuo Wang, Gaoning Pan, Tengfei Ma, Fangli Xu, Alex X Liu, Chunming Wu, and Shouling Ji. 2021. Deep graph matching and searching for semantic code retrieval. *ACM Transactions on Knowledge Discovery from Data (TKDD)* 15, 5 (2021), 1–21.
- [25] F. Lv, H. Zhang, J. Lou, S. Wang, D. Zhang, and J. Zhao. 2015. CodeHow: Effective Code Search Based on API Understanding and Extended Boolean Model (E). In *2015 30th IEEE/ACM International Conference on Automated Software Engineering (ASE)*. 260–270. <https://doi.org/10.1109/ASE.2015.42>
- [26] George Mathew, Chris Parnin, and Kathryn T Stolee. 2020. SLACC: Simion-Based Language Agnostic Code Clones. In *Proceedings of the ACM/IEEE 42nd International Conference on Software Engineering (Seoul, South Korea) (ICSE '20)*. Association for Computing Machinery, New York, NY, USA, 210–221. <https://doi.org/10.1145/3377811.3380407>
- [27] Collin Mcmillan, Denys Poshyvanyk, Mark Grechanik, Qing Xie, and Chen Fu. 2013. Portfolio: Searching for Relevant Functions and Their Usages in Millions of Lines of Code. *ACM Trans. Softw. Eng. Methodol.* 22, 4, Article 37 (Oct. 2013), 30 pages. <https://doi.org/10.1145/2522920.2522930>
- [28] Tomas Mikolov, Kai Chen, Greg Corrado, and Jeffrey Dean. 2013. Efficient estimation of word representations in vector space. *arXiv preprint arXiv:1301.3781* (2013).
- [29] Yusuke Oda, Hiroyuki Fudaba, Graham Neubig, Hideaki Hata, Sakriani Sakti, Tomoki Toda, and Satoshi Nakamura. 2015. Learning to Generate Pseudo-Code from Source Code Using Statistical Machine Translation. In *Proceedings of the 30th IEEE/ACM International Conference on Automated Software Engineering (Lincoln, Nebraska) (ASE '15)*. IEEE Press, 574–584. <https://doi.org/10.1109/ASE.2015.36>
- [30] Yusuke Oda, Hiroyuki Fudaba, Graham Neubig, Hideaki Hata, Sakriani Sakti, Tomoki Toda, and Satoshi Nakamura. 2015. Learning to Generate Pseudo-Code from Source Code Using Statistical Machine Translation (T). In *Proceedings of the 2015 30th IEEE/ACM International Conference on Automated Software Engineering (ASE) (ASE '15)*. IEEE Computer Society, Washington, DC, USA, 574–584. <https://doi.org/10.1109/ASE.2015.36>
- [31] M. Schneider and J. Gersting. 1995. *An Invitation to Computer Science*. West Publishing Company.
- [32] Brian Shelburne. 2008. Lecture Notes for Comp 150 - Algorithms & Pseudo-Code. <http://userpages.wittenberg.edu/bshelburne/Comp150/Algorithms.htm>.
- [33] Steven S Skiena. 1998. *The algorithm design manual*. Vol. 2. Springer.
- [34] Yulei Sui, Xiao Cheng, Guanqin Zhang, and Haoyu Wang. 2020. Flow2Vec: Value-Flow-Based Precise Code Embedding. *Proc. ACM Program. Lang.* 4, OOPSLA, Article 233 (nov 2020), 27 pages. <https://doi.org/10.1145/3428301>
- [35] Yao Wan, Jingdong Shu, Yulei Sui, Guandong Xu, Zhou Zhao, Jian Wu, and Philip Yu. 2019. Multi-modal Attention Network Learning for Semantic Source Code Retrieval. In *2019 34th IEEE/ACM International Conference on Automated Software Engineering (ASE)*. IEEE Computer Society, 13–25.
- [36] Ke Wang. 2019. Learning Scalable and Precise Representation of Program Semantics. *CoRR abs/1905.05251* (2019). [arXiv:1905.05251](http://arxiv.org/abs/1905.05251) <http://arxiv.org/abs/1905.05251>
- [37] Ke Wang and Zhendong Su. 2019. Learning Blended, Precise Semantic Program Embeddings. *CoRR abs/1907.02136* (2019). [arXiv:1907.02136](http://arxiv.org/abs/1907.02136) <http://arxiv.org/abs/1907.02136>

- [38] Martin White, Michele Tufano, Christopher Vendome, and Denys Poshyvanyk. 2016. Deep learning code fragments for code clone detection. In *2016 31st IEEE/ACM International Conference on Automated Software Engineering (ASE)*. IEEE, 87–98.
- [39] Zhiliang Xu. 2017. Pseudo Code Tutorial. https://www3.nd.edu/~zxu2/acms40390F11/Pseudo_Code_Summary.pdf.
- [40] Jinlin Yang, David Evans, Deepali Bhardwaj, Thirumalesh Bhat, and Manuvir Das. 2006. Perracotta: Mining Temporal API Rules from Imperfect Traces. In *Proceedings of the 28th International Conference on Software Engineering (Shanghai, China) (ICSE '06)*. ACM, New York, NY, USA, 282–291. <https://doi.org/10.1145/1134285.1134325>
- [41] Jiachen Yang, Keisuke Hotta, Yoshiki Higo, Hiroshi Igaki, and Shinji Kusumoto. 2015. Classification model for code clones based on machine learning. *Empirical Software Engineering* 20, 4 (2015), 1095–1125.
- [42] Jooyong Yi, Dawei Qi, Shin Hwei Tan, and Abhik Roychoudhury. 2015. Software Change Contracts. *ACM Trans. Softw. Eng. Methodol.* 24, 3, Article 18 (May 2015), 43 pages. <https://doi.org/10.1145/2729973>
- [43] Gang Zhao and Jeff Huang. 2018. DeepSim: Deep Learning Code Functional Similarity. In *Proceedings of the 2018 26th ACM Joint Meeting on European Software Engineering Conference and Symposium on the Foundations of Software Engineering (Lake Buena Vista, FL, USA) (ESEC/FSE 2018)*. Association for Computing Machinery, New York, NY, USA, 141–151. <https://doi.org/10.1145/3236024.3236068>
- [44] Dengyong Zhou, Olivier Bousquet, Thomas Lal, Jason Weston, and Bernhard Schölkopf. 2003. Learning with local and global consistency. *Advances in neural information processing systems* 16 (2003).
- [45] Qihao Zhu, Zeyu Sun, Xiran Liang, Yingfei Xiong, and Lu Zhang. 2020. OCoR: An Overlapping-Aware Code Retriever. In *2020 35th IEEE/ACM International Conference on Automated Software Engineering (ASE)*. IEEE, 883–894.