

Mixture-of-Experts Meets Instruction Tuning: A Winning Combination for Large Language Models

Sheng Shen^{‡*} Le Hou[†] Yanqi Zhou[†] Nan Du[†] Shayne Longpre^{†*} Jason Wei[†],
 Hyung Won Chung[†] Barret Zoph[†] William Fedus[†] Xinyun Chen[†] Tu Vu^{‡*},
 Yuexin Wu[†] Wuyang Chen^{§*} Albert Webson[†] Yunxuan Li[†] Vincent Zhao[†] Hongkun Yu[†]
 Kurt Keutzer[‡] Trevor Darrell[‡] Denny Zhou[†]

[†]Google [‡]University of California, Berkeley [†]Massachusetts Institute of Technology

[‡]University of Massachusetts Amherst [§]The University of Texas at Austin

Abstract

Sparse Mixture-of-Experts (MoE) is a neural architecture design that can be utilized to add learnable parameters to Large Language Models (LLMs) without increasing inference cost. Instruction tuning is a technique for training LLMs to follow instructions. We advocate combining these two approaches, as we find that MoE models benefit more from instruction tuning than dense models. In particular, we conduct empirical studies across three experimental setups: (i) Direct finetuning on individual downstream tasks devoid of instruction tuning; (ii) Instruction tuning followed by in-context few-shot or zero-shot generalization on downstream tasks; and (iii) Instruction tuning supplemented by further finetuning on individual downstream tasks. In the first scenario, MoE models overall underperform dense models of identical computational capacity. This narrative, however, dramatically changes with the introduction of instruction tuning (second and third scenario), used independently or in conjunction with task-specific finetuning. Our most powerful model, FLAN-MoE_{32B}, surpasses the performance of FLAN-PALM_{62B} on four benchmark tasks, while using only a third of the FLOPs. The advancements embodied by FLAN-MoE inspire a reevaluation of the design principles of large-scale, high-performance language models in the framework of task-agnostic learning.

1 Introduction

The recent years have witnessed remarkable advancements in the field of natural language processing (NLP), driven by the development of increasingly large and sophisticated deep learning models. Among these models, transformer-based language models [49] have emerged as the de facto standard for a wide range of NLP tasks, owing to their unparalleled capabilities in capturing complex linguistic patterns and generalizing across diverse contexts. One particularly successful paradigm for training such models is instruction-tuning [44, 52, 4, 28, 34, 38], which enhances their performance on specific tasks by adapting their pre-trained representations to follow natural language instructions.

* Work done at Google

While the benefits of Large Language Models (LLMs) are indisputable, their rapidly growing size and computational requirements pose significant challenges in terms of training efficiency, memory footprint, and deployment costs. Consequently, there is a pressing need for developing scalable techniques that can harness the power of these models without incurring prohibitive computational overheads.

On the other hands, models with sparsely activated Mixture of Experts (MoEs) significantly reduce the computational cost of LLMs. MoE models build upon the observation that language models can be decomposed into smaller, specialized sub-models, or "experts", that focus on distinct aspects of the input data, thereby enabling more efficient computation and resource allocation. However, we show that conventional, task-specific finetuning MoE models lead to suboptimal performance, often even worse than finetuning dense models with the same computational cost. One of the possible reasons is the discrepancy between general pretraining and task-specific finetuning.

In this paper, we illuminate the pivotal role of instruction-tuning within the context of Mixture-of-Experts (MoE) models, specifically in terms of their successful scalability on downstream tasks. We demonstrate this through a two-fold analysis: Firstly, we expand on the known benefits of instruction-tuning for task-specific downstream finetuning [28], illustrating its significantly larger impact when applied to MoE models compared to their dense equivalents. Secondly, we emphasize the necessity of an instruction-tuning stage for MoE models [45, 10, 12, 23] to surpass the performance of dense models on downstream and held-out tasks. Our unique amalgamation, FLAN-MOE, is an instruction-tuned model built on the Flan mixture[4], which successfully harnesses the strengths of both instruction-tuning and the sparse MoE technique. FLAN-MOE effectively and efficiently scales up language models, without necessitating a rise in computational resources or memory requirements.

We subject our model, FLAN-MOE, to a battery of tests across an array of tasks encompassing natural language understanding, reasoning, and question answering. Our evaluation framework consists of three distinct setups: (i) Direct finetuning of the model on individual downstream tasks; (ii) Instruction tuning succeeded by in-context, few-shot, or zero-shot generalization on downstream tasks; and (iii) Instruction tuning enhanced with subsequent finetuning on individual downstream tasks. The results spotlight FLAN-MOE’s marked superiority over its dense counterparts in the second and third settings. Notably, these advancements materialize without the need for augmented computational resources or memory requisites. Our top-tier model, in fact, manages to eclipse the performance of a FLAN-PALM equivalent, requiring only a third of the computational cost per token on four separate benchmarks.

To summarize, our contributions are as follows:

- We establish the critical role of instruction-tuning in the efficacy of MoE models:
 - We demonstrate that in the absence of instruction tuning, MoE models fall short in performance when compared to dense models on downstream tasks.
 - We highlight that when supplemented with instruction tuning, MoE models exceed the performance of dense models on downstream tasks, as well as on held-out zero-shot and few-shot tasks.
- We present a comprehensive series of experiments, offering a comparative analysis of the performance of diverse MoE models subjected to instruction-tuning.

2 Method

2.1 Model Architecture

We leverage sparsely activated Mixture-of-Experts (MoE) [23, 12, 55] in FLAN-MOE models. Similar to the Switch Transformer [12], we replace the feed-forward component of every other Transformer layer with an MoE layer. Each MoE layer consists of a collection of independent feed-forward networks as the ‘experts’. A gating function then uses a softmax activation function to model a probability distribution over these experts. This distribution indicates how well each expert is able to process the incoming input. Even though each MoE layer has many more parameters, the experts are sparsely activated. This means that for a given input token, only a limited subset of experts is used, giving the model more capacity while limiting computation. In our architecture, the subset size is either one or two depending on the routing strategy. Each MoE layer’s learnable gating network is

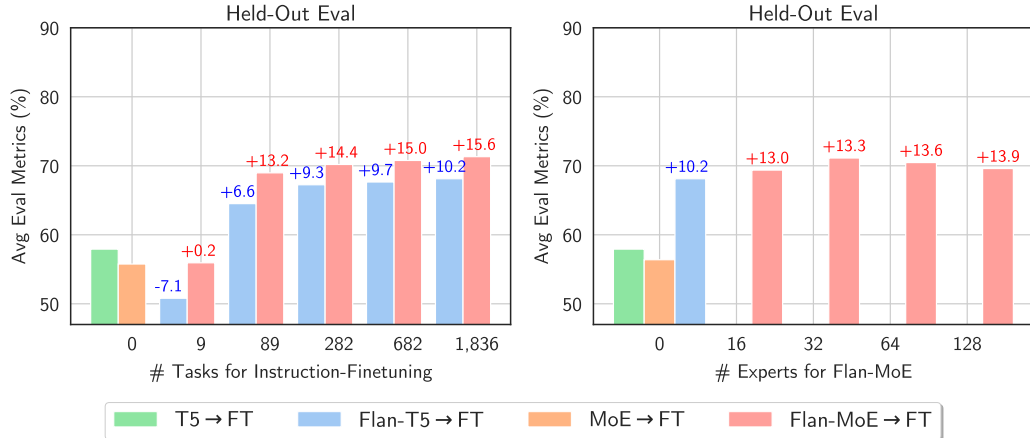


Figure 1: The effect of instruction tuning on MoE models versus dense counterparts for base-size models (same flops across all models in this figure). We perform single-task finetuning for each model on held-out benchmarks. **Compared to dense models, MoE models benefit more from instruction-tuning, and are more sensitive to the number of instruction-tuning tasks.** Overall, the performance of MoE models scales better with respect to the number of tasks, than the number of experts.

trained to use its input to activate the best two experts for each token of an input sequence. During inference, the learned gating network dynamically picks the two best experts for each token. For an MoE layer with E experts, this essentially provides a collection of $O(E^2)$ different combinations of feed-forward networks instead of one in the classic Transformer architecture, enabling greater computational flexibility. The final learned representation of a token will be the weighted combination of the outputs from the selected experts.

2.2 Instruction Fine-tuning Recipe

We fine-tune FLAN-MOE using the prefix language model objective on the FLAN collective dataset [4, 28]. Each FLAN-MOE will inherit the auxiliary loss setting during pre-training. All the model parameters will be updated. We adapt the sequence length of each FLAN-MOE to 2,048 for input and 512 for output based on the relative position embedding. The dropout rate is 0.05 and the expert dropout rate is 0.2. The learning rate is $1e^{-4}$. The optimizer setting follows [4].

3 Experiment

We study FLAN-MOE in the context of instruction-tuning. We first perform a controlled comparison of FLAN-MOE to an equivalent “standard” dense encoder-decoder Transformer (T5), across a range of model sizes in Section 3.2. We subsequently demonstrate in Section 3.3 that scaling up our model, referred to as FLAN-MOE, can attain remarkable performance levels. Our most extensive model, FLAN-ST_{32B}, surpasses the performance of FLAN-PALM_{62B} while utilizing less than 30% of FLOPs per token. We further ablate the various design decisions in the next Section.

3.1 Settings

Training Data. By default, all models are trained on the 1,836 finetuning tasks by combining four mixtures from prior work: Muffin, T0-SF, NIV2, and CoT, as in [4]. Specifically, Muffin comprises 80 tasks from [52] and 26 dialog/program synthesis tasks; T0-SF comprises 193 tasks from [44]; NIV2 comprises 1554 tasks from [51]; CoT comprises 9 reasoning tasks.

Evaluations. We conduct both zero-shot and few-shot evaluations on held-out tasks as in [4] which were not included as part of the finetuning data. We use MMLU [16] that includes exam questions from 57 tasks such as mathematics, history, law, and medicine; BBH includes 23 challenging

Model	FLOPs per token	Total # Params	MMLU		BBH		Reasoning CoT	QA Direct	Norm. Avg.
			Direct	CoT	Direct	CoT			
T5 _{SMALL}	0.06G	80M	26.7	7.2	26.7	5.6	10.3	33.8	26.3
FLAN-T5 _{SMALL}	0.06G	80M	28.7	12.1	29.1	19.2	15.0	40.9	28.7 (+2.4)
T5 _{BASE}	0.3G	250M	25.7	14.1	27.7	14.6	14.7	35.3	26.2
FLAN-T5 _{BASE}	0.3G	250M	35.6	33.3	30.3	26.8	16.4	48.8	33.9 (+7.7)
T5 _{LARGE}	1.0G	780M	25.1	15.3	27.7	16.2	11.9	36.4	25.7
FLAN-T5 _{LARGE}	1.0G	780M	44.7	38.9	34.7	28.5	22.2	64.6	42.0 (+16.3)
T5 _{XL}	3.6G	3B	25.3	14.1	27.4	19.3	14.2	38.2	25.9
FLAN-T5 _{XL}	3.6G	3B	50.3	46.1	40.2	35.9	33.9	74.1	48.0 (+22.1)
T5 _{XXL}	13.9G	11B	26.1	19.1	29.5	19.3	21.4	47.4	27.7
FLAN-T5 _{XXL}	13.9G	11B	52.6	47.9	45.6	41.6	46.3	80.4	51.7 (+24.0)
PaLM	12.6G	8B	24.3	24.1	30.8	30.1	24.9	47.6	27.1
FLAN-PaLM	12.6G	8B	49.3	41.3	36.4	31.1	36.9	75.1	47.5 (+20.4)
PaLM	91.6G	62B	55.1	49.0	37.4	43.0	50.6	70.4	51.0
FLAN-PaLM	91.6G	62B	59.6	56.9	47.5	44.9	59.7	85.3	57.6 (+6.6)
PaLM	847G	540B	71.3	62.9	49.1	63.7	72.6	86.0	66.2
FLAN-PaLM	847G	540B	73.5	70.9	57.9	66.3	76.5	89.9	70.3 (+4.1)
Switch _{BASE}	0.3G	3.5B	28.3	13.6	0.1	1.4	5.2	35.8	20.2
FLAN-Switch _{BASE}	0.3G	3.5B	38.0	34.2	33.2	29.4	18.6	58.0	36.8 (+16.6)
Switch _{LARGE}	1.0G	26B	24.0	23.1	0.2	7.2	12.4	33.7	17.7
FLAN-Switch _{LARGE}	1.0G	26B	46.1	40.3	36.3	28.0	25.3	66.5	43.5 (+25.8)
Switch _{XXL}	13.9G	395B	24.6	15.1	0.0	6.7	9.2	32.5	17.8
FLAN-Switch _{XXL}	13.9G	395B	55.6	50.1	47.9	43.5	46.6	78.8	54.2 (+36.4)
GS _{SMALL}	0.06G	0.3B	23.9	0.0	0.2	0.8	0.8	24.1	16.7
FLAN-GS _{SMALL}	0.06G	0.3B	32.6	26.9	29.6	20.9	16.1	48.9	31.8 (+15.1)
GS _{BASE}	0.3G	1.3B	25.0	15.9	0.0	4.8	3.8	26.8	17.6
FLAN-GS _{BASE}	0.3G	1.3B	39.9	33.6	33.7	25.1	22.0	57.9	38.3 (+20.7)
GS _{LARGE}	1.0G	9.2B	26.4	12.8	0.2	14.3	13.0	31.9	19.2
FLAN-GS _{LARGE}	1.0G	9.2B	47.8	40.8	35.0	29.2	27.6	69.5	44.5 (+25.3)
GS _{XL}	03.6G	17.4B	25.7	10.0	0.0	0.0	10.4	35.0	18.7
FLAN-GS _{XL}	3.6G	17.4B	51.1	42.3	40.1	31.4	34.3	73.9	48.7 (+30.0)
EC _{SMALL}	0.06G	0.3B	25.3	1.2	0.1	2.3	0.8	36.0	18.1
FLAN-EC _{SMALL}	0.06G	0.3B	34.1	25.1	29.2	22.1	16.6	58.1	33.1 (+15.0)
EC _{BASE}	0.3G	1.3B	25.0	25.9	0.0	1.4	14.3	35.7	18.5
FLAN-EC _{BASE}	0.3G	1.3B	42.7	33.0	34.0	26.7	22.2	61.5	40.3 (+21.8)
EC _{LARGE}	1.0G	9.2B	23.4	12.6	0.0	8.6	6.7	40.1	17.3
FLAN-EC _{LARGE}	1.0G	9.2B	48.3	44.5	37.9	32.0	32.2	73.1	46.4 (+29.1)
EC _{XL}	3.6G	17.4B	26.7	11.0	0.0	1.9	12.4	34.2	19.4
FLAN-EC _{XL}	3.6G	17.4B	52.1	41.4	40.3	33.2	38.1	74.3	49.4 (+30.0)
ST _{BASE}	0.3G	1.3B	25.2	17.7	0.0	14.0	12.6	25.7	18.1
FLAN-ST _{BASE}	0.3G	1.3B	42.4	35.5	34.9	26.4	22.5	61.5	40.4 (+21.8)
ST _{32B}	32.1G	259B	25.5	15.1	0.0	5.5	9.8	32.1	18.4
FLAN-ST _{32B}	32.1G	259B	65.4	63.0	54.4	47.4	66.3	63.9	63.6 (+45.2)

Table 1: MoE models improve instruct fine-tuning performance on top of dense counterparts. The benchmark suites are MMLU (57 tasks), BBH (23 tasks), Reasoning (4 Tasks), and QA (4 Tasks). The evaluation metric across all benchmarks is few-shot prompted accuracy, specifically the exact match. To calculate this metric, we take an unweighted average across all tasks. For a comprehensive evaluation, we report the normalized average of MMLU-direct, BBH-direct, Reasoning-CoT, and QA-Direct. The MMLU and BBH evaluation benchmarks are held-out (not included in the finetuning data.) while the Reasoning and QA evaluation benchmarks are held-in. (Noted that FLAN-ST_{32B} outperforms FLAN-PaLM_{62B} while being <30% of the FLOPS.)

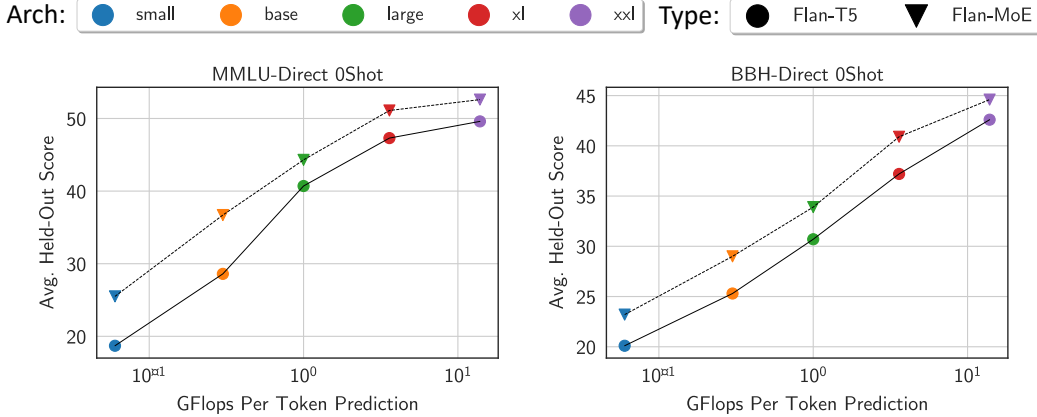


Figure 2: Average zero performance of FLAN-MoE models versus FLAN-T5 dense models for similar effective FLOPs per token over the 57 MMLU tasks and 23 BBH tasks.

tasks from BIG-Bench [47]; The reasoning benchmark comprises four tasks: GSM8K [8] and SVAMP [40]/ASDIV [32] incorporate the grade school math word problems and the elementary-level math word problems, and StrategyQA [13] measures open-domain questions where the required reasoning steps are implicit in the question; The QA benchmark include four QA tasks: the elementary AI2 science category in UnifiedQA [20], BoolQ [6], ARC-easy and ARC-challenge [7] that covers QA tasks in abstract, yes/no, multiple-choice formats. For MMLU and BBH, we evaluate both the ability of directly predicting the answer via direct prompting, where the model directly gives the answer [4], as well as via chain-of-thought (CoT) prompting, where the model must provide a reasoning chain before giving the final answer [53]. For reasoning tasks, we only measure CoT prompting accuracy. For all benchmarks except for QA we use the given few-shot exemplars, with the number of exemplars following prior work: five-shot for MMLU, three-shot for BBH, eight-shot for reasoning tasks, and zero-shot for QA. For a given model we also report a single “normalized average” metric, following the “normalized preferred metric” in BIG-Bench [47]. Our normalized average metric is the macro-average over four normalized scores: MMLU-Direct, BBH-Direct, Reasoning-CoT, and QA-Direct. Results for all tasks in each benchmark are reported in Appendix.

3.2 Controlled study across scales

We instruction finetune a range of FLAN-MoE models at batch size 32 and sequence length 2048 for 200k steps. This matches the number of training examples used for FLAN-T5 [4]. We re-finetuning our own FLAN-T5 variants for fair comparisons.

Dense Model Size. Figure 2 shows the performance of each model (dense and sparse) against forward-pass FLOPs. The cost-performance Pareto frontier for FLAN-MoE dominates the dense models by a wide margin, indicating that FLAN-MoE offers strong improvements across all scales from small, up to xxl. The effect is particularly large on zero-shot and few-shot MMLU-Direct, with absolute performance improvements of 7.1% on average. For challenging tasks in BBH-Direct, FLAN-MoE offers a strong boost at small scales, while at larger scales the gains are more modest but still significant.

Expert Number. The performance of FLAN-MoE models has been observed to scale with the number of experts included in the architecture, but it tends to saturate beyond a certain threshold. Initially, as the number of experts increases in Figure 4, the model benefits from a richer repertoire of specialized sub-networks, each capable of handling distinct tasks or aspects of the problem space. This diverse ensemble enables the MoE model to demonstrate enhanced adaptability and efficiency in processing complex tasks, leading to improved performance overall. However, as the number of

We use 64 experts for SMALL, BASE, 32B, XL and 128 experts for all the other model sizes following [12, 55, 56]

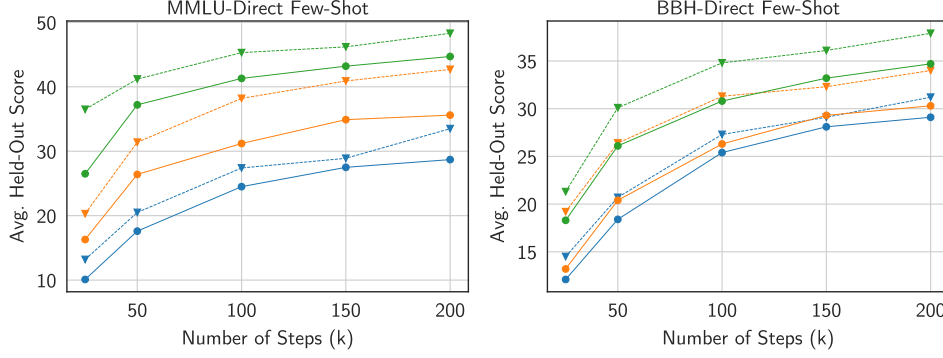


Figure 3: Learning efficiency comparison. Average zero-shot, and few-shot performance of FLAN-MOE models versus FLAN-T5 dense models as more tokens are processed during training on FLAN Tasks.

experts continues to grow, the performance gains begin to diminish, eventually reaching a point of saturation for BASE-sized model.

Routing Strategy Routing strategy is an essential component of Mixture-of-Experts (MoE) models, playing a pivotal role in determining the effectiveness and efficiency of these models. The primary function of the routing strategy is to intelligently distribute input data among multiple specialized experts, each optimized for handling specific subsets of the input space. This distribution process is crucial for maximizing the utilization of the model’s capacity while minimizing the risk of overfitting. An effective routing strategy not only ensures that the appropriate experts are selected for a given input, but also that resources are allocated optimally, leading to enhanced computational efficiency and faster training times. Consequently, there have been two trending strategies, token-choice [23] which lets the token select the top- K experts, and expert-choice [55] which lets the experts select the top- K tokens.

We presented a detailed study about how different routing decisions affect the instruct fine-tuning performance in Figure 3 and Table 1, which includes the checkpoints from Switch Transformer top-1 token-choice gating (FLAN-Switch), GShard top-2 token-choice gating (FLAN-GS) and expert-choice top-2 gating (FLAN-EC) models pre-trained on the same GLaM [10] dataset. It is evident that activating more experts, as demonstrated by the comparison between the FLAN-Switch and FLAN-GS strategies, results in enhanced performance across all four benchmarks. Among these benchmarks, the MMLU-Direct model shows the most significant improvement, with an increase from 38.0% to 39.9% for BASE/LARGE-sized models. Although the gains at the extra-large scale are more modest, they remain noteworthy and meaningful. It’s noteworthy that instruction-tuning significantly amplifies the performance of both held-out MMLU, BBH, and held-in QA and reasoning benchmarks for MoE models in comparison to dense models of equivalent capacity. The advantages are amplified even further for larger MoE models. For instance, instruction-tuning enhances the performance of ST_{32B} by a substantial 45.2%, while the improvement observed for FLAN-PALM_{62B} is comparatively modest at around 6.6%.

Furthermore, the FLAN-EC strategy consistently outshines the FLAN-GS approach for the given model across various scales and tasks. It is noteworthy that the performance gap between the token-choice and expert-choice models can be bridged when we incorporate advanced auxiliary loss and pre-training strategy as exhibited in ST-MOE [56]. This integration led to the development of our FLAN-ST models. Considering that the largest ST-MOE set the benchmark in a variety of NLP tasks when appropriately fine-tuned, we have also decided to scale up FLAN-ST, employing instruction fine-tuning.

3.3 Scaling up FLAN-MOE

We increase the architecture size to assess the performance of FLAN-MOE in the large-scale regime. As discussed above, we instruction fine-tune the largest ST-MoE_{32B} [56] model with 12 expert layers in encoder, and decoder, respectively; these are non-uniformly distributed, with 64 experts per layer,

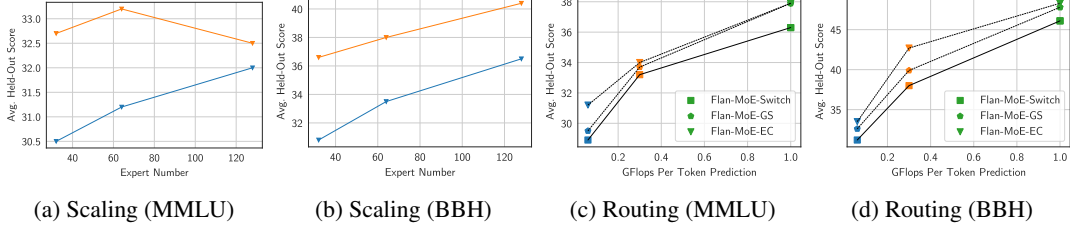


Figure 4: Average few-shot performance of FLAN-MoE models over the 57 MMLU tasks and 23 BBH tasks. (Different color represents different dense model sizes.)

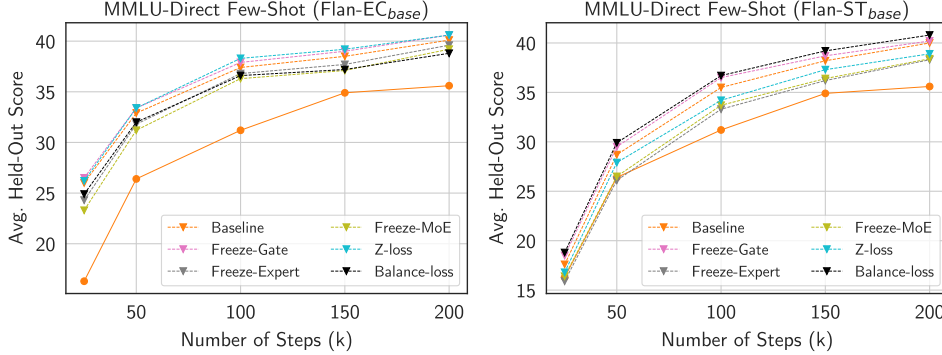


Figure 5: Average few-shot performance of FLAN-MoE with different finetuning strategy.

and $K = 2$ activated per token. It was trained at a batch size of 32 and sequence length of 2048 for 200k steps. We average checkpoints towards the end of training. The model FLAN-ST_{32B}, comprising a total of 32 billion parameters, only utilizes 32.1 GFLOPs per token, which amounts to merely one-third of the computational power required by a FLAN-PALM_{62B} model. Additionally, all the routers combined account for less than 4 million parameters. Table 1 illustrates the performance of this model alongside current state-of-the-art instruct fine-tuned models.

FLAN-ST_{32B} achieves a 65.4% few-shot MMLU benchmark accuracy and a 54.4% few-shot BBH benchmark accuracy, with a relatively modest architectural size and training count. Notably, FLAN-ST_{32B} surpasses the performance of FLAN-PALM_{62B}, which consumes nearly triple the compute resources, by a substantial margin across all four benchmarks. However, it is important to acknowledge the considerable performance gap that persists between the largest FLAN-PALM_{540B} and FLAN-ST_{32B} models.

4 Discussion

4.1 Finetuning Strategy

Sparse models have performed remarkably well in the regime of large datasets, but have sometimes performed poorly when finetuning data is limited [56, 12]. Instruction finetuning can also be viewed as a continual finetuning stage, so we present a detailed study about how different factors impact the instruct finetuning performance of FLAN-MoE and offer a practical recipe. All the discussion here is based on instruction finetuning FLAN-EC_{BASE}/FLAN-ST_{BASE} for 100k steps.

Auxiliary Loss. The incorporation of auxiliary loss [23, 56] helps mitigate the risk of overfitting by promoting the diversification of the experts’ knowledge and improving the model’s generalization capabilities for sparsely gated mixture-of-expert models. Furthermore, auxiliary losses can be employed to address specific issues, such as load balancing among experts or preventing expert collapse, which can further enhance the model’s overall performance. We experiment with both balancing loss that is used in [23] and router Z-loss that is used in [56] in Table 2. The implementation of balancing loss contributed to enhanced performance on MMLU, BBH, and GSM8K for FLAN-

Finetuning Strategy	MMLU Direct	BBH Direct	GSM8K CoT	Avg.
Baseline _{FLAN-EC_{BASE}}	40.0	33.2	6.6	37.7
Freeze-Gate _{FLAN-EC_{BASE}}	40.2	33.9	6.6	38.0
Freeze-Expert _{FLAN-EC_{BASE}}	38.3	32.5	5.4	36.2
Freeze-MoE _{FLAN-EC_{BASE}}	38.4	32.2	5.3	36.2
Z-loss _{FLAN-EC_{BASE}}	38.9	32.8	5.7	36.8
Balance-loss _{FLAN-EC_{BASE}}	40.8	33.4	7.1	38.3

Finetuning Strategy	MMLU Direct	BBH Direct	GSM8K CoT	Avg.
Baseline _{FLAN-ST_{BASE}}	40.1	33.3	6.4	37.8
Freeze-Gate _{FLAN-ST_{BASE}}	40.6	33.5	6.4	38.2
Freeze-Expert _{FLAN-ST_{BASE}}	39.6	32.9	4.5	37.3
Freeze-MoE _{FLAN-ST_{BASE}}	39.2	32.9	3.6	36.9
Z-loss _{FLAN-ST_{BASE}}	40.6	33.4	6.5	38.1
Balance-loss _{FLAN-ST_{BASE}}	38.8	31.3	3.6	36.2

Table 2: Ablations on different finetuning strategies of FLAN-EC_{BASE} and FLAN-ST_{BASE}.

ECBASE, whereas Z-loss resulted in a deterioration of performance. Conversely, for FLAN-ST_{BASE}, we observed a contrasting trend. We conjecture that the discordance between the auxiliary loss during pre-training and instruction-tuning could potentially disrupt the optimization process, thereby leading to a suboptimally optimized FLAN-MoE model.

Expert/Gating Freeze. In an effort to enhance the generalization capabilities of sparse models and combat overfitting, researchers have discovered that finetuning a subset of model parameters results in improved generalization performance for ST-MoE models, as noted in the study by ST-MoE [56]. Interestingly, it was observed that updating non-MoE parameters yields similar outcomes to updating all parameters, while updating only expert parameters performs slightly better.

We conducted experiments by freezing the gating function, expert modules, and MoE parameters of the given model, as presented in Table 2. The results indicate that freezing either the expert or MoE components negatively impacts performance. Conversely, freezing the gate slightly improves performance, albeit not significantly. We postulate that this observation is related to the under-fitting of the FLAN-MoE, as in Figure 5, which depicts the finetuning data efficiency ablation study.

Hyperparameter Sensitivity. Following ST-MoE [56], we further experiment with expert dropout (0.0, 0.1, 0.5), varying the learning rate ($1e^{-4}$, $5e^{-4}$, $1e^{-3}$) and batch size (16, 32, 64) to examine the hyperparameter sensitivity of FLAN-MoE. We found that the performance varies in different tasks but not significantly with all the hyperparameters, but lower learning rate and small batch size lead to a more stable instruction finetuning process of the model at extra-large scales.

Finetuning v.s. Instruction Finetuning. To compare the gap between finetuning MoE directly and FLAN-MoE, we experiment with single-task finetuned MoE, single-task finetuned FLAN-MoE, and dense counterparts in Figure 6. We perform hyper-parameter search for each finetuning setting.

For the examined Held-Out tasks, we observed that the improvement of FLAN-MoE over finetuning MoE is noticeably larger compared to the performance gap between FLAN-T5 and T5. This difference becomes even more pronounced when there is a scarcity of labeled data or when the model size is increased. These observations confirm the benefits of FLAN-MoE in mitigating overfitting issues associated with directly finetuning MoE.

Despite their advantages such as increased adaptability and efficiency in managing complex tasks, MoE architectures are prone to overfitting during the finetuning process, as discussed in citation. This can be seen in Figures 6 and 1, where single-task fine-tuned MoE models sometimes underperform their dense T5 counterparts.

Interestingly, compared to dense models, MoE models derive greater benefits from instruction-tuning and are more sensitive to the number of instruction-tuning tasks. In general, MoE model performance scales better with respect to the number of tasks rather than the number of experts. We hypothesize this is primarily due to the specialized nature of individual experts, which can lead to heightened sensitivity to noise and limited generalization capabilities when exposed to unseen data.

4.2 Additional Analysis

Expert Specialization. As the size of a FLAN-MoE model increases in Figure 7, a notable rise in expert specialization tends to occur. Larger models entail a higher number of parameters and more complex structures, which inherently provide a broader scope for each expert to specialize in specific facets of the problem space. This increased specialization can be understood as a form of division of labor, where each expert sub-network becomes adept at handling a certain type of task or data pattern.

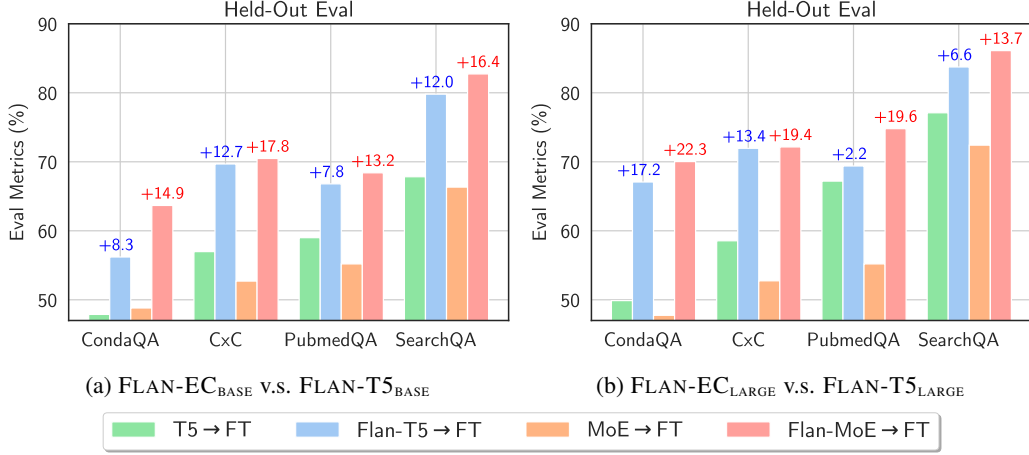


Figure 6: FLAN-MOE Outperforms MoE on Single-Task Finetuning. We compare single-task finetuned MoE, single-task finetuned FLAN-MOE, and dense counterparts. The performance gap between FLAN-MOE and MoE is noticeably larger than that between FLAN-T5 and T5.

Consequently, the overall model can demonstrate a higher degree of adaptability and precision in tackling diverse and complex tasks. We also observe that after instruction-tuning, the MoE models exhibit better expert usage, which may help prevent the expert collapse for generalization after instruction-tuning as in [57].

Failure Cases. The fine-grained specialization of FLAN-MOE models, particularly when fine-tuned on English-only instructions, can inadvertently lead to a narrowing of the model’s capacity to effectively process and generate content in multiple languages. We found all the FLAN-MOE perform poorly on multilingual benchmarks including TyDiQA and MGSM. Even the largest FLAN-ST_{32B} only achieves 15.5% on MGSM and 25.1% on TyDiQA, which is only comparable to the vanilla PaLM_{62B} with 18.2% on MSGM, and PaLM_{8B} with 25.0% on TyDiQA. It also underperform FLAN-PALM variants. We hypothesize that this issue may stem from the model’s over-optimization towards the specificities of the English language during finetuning, which can impede its ability to navigate the complexities of other languages. Consequently, while MoE models offer significant benefits in terms of task-specific adaptability and efficiency, their potential shortcomings in multilinguality highlight the importance of incorporating diverse linguistic data during the training process to ensure broad and effective language coverage.

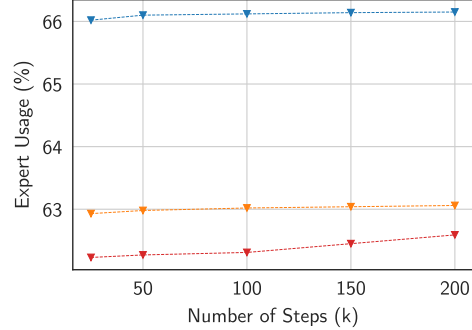


Figure 7: Expert usage of FLAN-EC at different scales during instruction finetuning, where larger models entail smaller expert usage.

5 Related Work

Instruction Tuning. Instruction tuning has evolved as a strategy to enhance the functionality and interactivity of large language models (LLMs) for dialogues and complex tasks. Prior studies, including [41, 27, 1], have delved into large-scale multi-task fine-tuning to enhance the downstream single target fine-tuning, albeit without instruction prompts. Initiatives such as UnifiedQA [20, 31, 19] have amalgamated a multitude of NLP tasks into a singular generative question answering format, utilizing prompt instructions for multi-task fine-tuning and evaluation.

Efforts like Natural Instructions [33], Flan 2021 [52], and P3 (the Public Pool of Prompts, [44]) have collated vast NLP task collections, templating them with instructions for fine-tuning models to enhance their adaptability to unseen instructions. Some studies, such as Super-Natural Instructions [51]

and OPT-IML [18], took this a step further by combining numerous datasets and tasks into a single resource. In the meantime, others like xP3 [35] introduced multilingual instruction tuning and Flan 2022 [4] employed Chain-of-Thought training prompts.

Recently, there has been a move towards expanding task diversity more assertively using synthetic data generation, particularly for creative and open-ended dialogue [50, 17, 54]. Some researchers have also tried to provide human feedback on language model responses [39, 14, 37, 3, 2], or bridge the modality gap with multi-modal instruction fine-tuning [26, 9, 25].

Sparse Mixture of Experts models. The foundation of our work is built on the concept of deep sparse Mixture-of-Experts (MoEs), a topic that has been independently explored in both Computer Vision [42, 29, 36, 46] and Natural Language Processing [29, 36, 45, 23, 12, 10, 56, 5, 55, 21, 22, 57]. The idea revolves around conditional computation, which aims to enhance the number of model parameters without a corresponding rise in computational expense. This is achieved by selectively activating only the relevant portions of the model, based on input-dependent factors. MoE models leverage a learned gating mechanism that triggers only a select subset of k experts out of a total of E for a given input. This approach allows an input to either select all experts [11] or merely a sparse mixture of them, as observed in recent massive language models [12, 10]. While a number of studies have sought to enhance the gating mechanism itself [15, 24, 43, 55], MoE models have also been explored in the context of multitask learning [15, 22]. Typically, a shared pool of experts is used, although there has been investigation into per-task routers [30]. This essentially permits an input to choose the most relevant expert(s) for a given task, thereby optimizing the processing and results. Nevertheless, the instability of MoE models during fine-tuning or multitask learning has consistently been a challenge. Our study aims to investigate whether instruction fine-tuning with scaled tasks might contribute to mitigating the generalization issues inherent to MoE models.

6 Conclusion

In this work, we have introduced FLAN-MOE, an innovative method to amplify the scalability of instruction-tuned language models by employing the sparse Mixture-of-Experts (MoE) technique. Our strategy amalgamates the merits of instruction-finetuning, which bolsters task-specific performance, and MoE, which provides computational efficiency coupled with diminished memory requirements.

We have substantiated the effectiveness of FLAN-MOE through comprehensive experiments across a wide spectrum of Natural Language Processing (NLP) tasks, such as natural language understanding, question answering, and reasoning. Our results consistently underscore the superior performance of FLAN-MOE over current state-of-the-art methods, marking substantial advancements in both accuracy and efficiency. Notably, these advancements are attained without necessitating an increase in computational resources or memory usage during training and inference, often even reducing the resource requirements in the process.

References

- [1] Vamsi Aribandi, Yi Tay, Tal Schuster, Jinfeng Rao, Huaixiu Steven Zheng, Sanket Vaibhav Mehta, Honglei Zhuang, Vinh Q Tran, Dara Bahri, Jianmo Ni, et al. Ext5: Towards extreme multi-task scaling for transfer learning. *arXiv preprint arXiv:2111.10952*, 2021.
- [2] Yuntao Bai, Andy Jones, Kamal Ndousse, Amanda Askell, Anna Chen, Nova DasSarma, Dawn Drain, Stanislav Fort, Deep Ganguli, Tom Henighan, et al. Training a helpful and harmless assistant with reinforcement learning from human feedback. *arXiv preprint arXiv:2204.05862*, 2022.
- [3] Yuntao Bai, Saurav Kadavath, Sandipan Kundu, Amanda Askell, Jackson Kernion, Andy Jones, Anna Chen, Anna Goldie, Azalia Mirhoseini, Cameron McKinnon, et al. Constitutional ai: Harmlessness from ai feedback. *arXiv preprint arXiv:2212.08073*, 2022.
- [4] Hyung Won Chung, Le Hou, Shayne Longpre, Barret Zoph, Yi Tay, William Fedus, Eric Li, Xuezhi Wang, Mostafa Dehghani, Siddhartha Brahma, et al. Scaling instruction-finetuned language models. *arXiv preprint arXiv:2210.11416*, 2022.
- [5] Aidan Clark, Diego De Las Casas, Aurelia Guy, Arthur Mensch, Michela Paganini, Jordan Hoffmann, Bogdan Damoc, Blake Hechtman, Trevor Cai, Sebastian Borgeaud, et al. Unified scaling laws for routed language models. In *ICML*, pages 4057–4086. PMLR, 2022.

- [6] Christopher Clark, Kenton Lee, Ming-Wei Chang, Tom Kwiatkowski, Michael Collins, and Kristina Toutanova. Boolq: Exploring the surprising difficulty of natural yes/no questions. *arXiv preprint arXiv:1905.10044*, 2019.
- [7] Peter Clark, Isaac Cowhey, Oren Etzioni, Tushar Khot, Ashish Sabharwal, Carissa Schoenick, and Oyvind Tafjord. Think you have solved question answering? try arc, the ai2 reasoning challenge. *arXiv preprint arXiv:1803.05457*, 2018.
- [8] Karl Cobbe, Vineet Kosaraju, Mohammad Bavarian, Mark Chen, Heewoo Jun, Lukasz Kaiser, Matthias Plappert, Jerry Tworek, Jacob Hilton, Reiichiro Nakano, et al. Training verifiers to solve math word problems. *arXiv preprint arXiv:2110.14168*, 2021.
- [9] Wenliang Dai, Junnan Li, Dongxu Li, Anthony Meng Huat Tiong, Junqi Zhao, Weisheng Wang, Boyang Li, Pascale Fung, and Steven Hoi. Instructblip: Towards general-purpose vision-language models with instruction tuning. *arXiv preprint arXiv:2305.06500*, 2023.
- [10] Nan Du, Yanping Huang, Andrew M Dai, Simon Tong, Dmitry Lepikhin, Yuanzhong Xu, Maxim Krikun, Yanqi Zhou, Adams Wei Yu, Orhan Firat, et al. Glam: Efficient scaling of language models with mixture-of-experts. In *ICML*, pages 5547–5569. PMLR, 2022.
- [11] David Eigen, Marc’Aurelio Ranzato, and Ilya Sutskever. Learning factored representations in a deep mixture of experts. *arXiv preprint arXiv:1312.4314*, 2013.
- [12] William Fedus, Barret Zoph, and Noam Shazeer. Switch transformers: Scaling to trillion parameter models with simple and efficient sparsity. *CoRR*, abs/2101.03961, 2021.
- [13] Mor Geva, Daniel Khashabi, Elad Segal, Tushar Khot, Dan Roth, and Jonathan Berant. Did aristotle use a laptop? a question answering benchmark with implicit reasoning strategies. *Transactions of the Association for Computational Linguistics*, 9:346–361, 2021.
- [14] Amelia Glaese, Nat McAleese, Maja Trębacz, John Aslanides, Vlad Firoiu, Timo Ewalds, Maribeth Rauh, Laura Weidinger, Martin Chadwick, Phoebe Thacker, et al. Improving alignment of dialogue agents via targeted human judgements. *arXiv preprint arXiv:2209.14375*, 2022.
- [15] Hussein Hazimeh, Zhe Zhao, Aakanksha Chowdhery, Maheswaran Sathiamoorthy, Yihua Chen, Rahul Mazumder, Lichan Hong, and Ed H. Chi. Dselect-k: Differentiable selection in the mixture of experts with applications to multi-task learning. In *Advances in Neural Information Processing Systems 34: Annual Conference on Neural Information Processing Systems 2021, NeurIPS 2021, December 6-14, 2021, virtual*, 2021.
- [16] Dan Hendrycks, Collin Burns, Steven Basart, Andy Zou, Mantas Mazeika, Dawn Song, and Jacob Steinhardt. Measuring massive multitask language understanding. *arXiv preprint arXiv:2009.03300*, 2020.
- [17] Or Honovich, Thomas Scialom, Omer Levy, and Timo Schick. Unnatural instructions: Tuning language models with (almost) no human labor. *arXiv preprint arXiv:2212.09689*, 2022.
- [18] Srinivasan Iyer, Xi Victoria Lin, Ramakanth Pasunuru, Todor Mihaylov, Dániel Simig, Ping Yu, Kurt Shuster, Tianlu Wang, Qing Liu, Punit Singh Koura, et al. Opt-1ml: Scaling language model instruction meta learning through the lens of generalization. *arXiv preprint arXiv:2212.12017*, 2022.
- [19] Nitish Shirish Keskar, Bryan McCann, Caiming Xiong, and Richard Socher. Unifying question answering, text classification, and regression via span extraction. *arXiv preprint arXiv:1904.09286*, 2019.
- [20] Daniel Khashabi, Sewon Min, Tushar Khot, Ashish Sabharwal, Oyvind Tafjord, Peter Clark, and Han-naneh Hajishirzi. Unifiedqa: Crossing format boundaries with a single qa system. *arXiv preprint arXiv:2005.00700*, 2020.
- [21] Aran Komatsuzaki, Joan Puigcerver, James Lee-Thorp, Carlos Riquelme Ruiz, Basil Mustafa, Joshua Ainslie, Yi Tay, Mostafa Dehghani, and Neil Houlsby. Sparse upcycling: Training mixture-of-experts from dense checkpoints. *arXiv preprint arXiv:2212.05055*, 2022.
- [22] Sneha Kudugunta, Yanping Huang, Ankur Bapna, Maxim Krikun, Dmitry Lepikhin, Minh-Thang Luong, and Orhan Firat. Beyond distillation: Task-level mixture-of-experts for efficient inference. In *Findings of the Association for Computational Linguistics: EMNLP 2021*, pages 3577–3599, 2021.
- [23] Dmitry Lepikhin, HyukJoong Lee, Yuanzhong Xu, Dehao Chen, Orhan Firat, Yanping Huang, Maxim Krikun, Noam Shazeer, and Zhifeng Chen. Gshard: Scaling giant models with conditional computation and automatic sharding. *arXiv preprint arXiv:2006.16668*, 2020.

- [24] Mike Lewis, Shruti Bhosale, Tim Dettmers, Naman Goyal, and Luke Zettlemoyer. BASE layers: Simplifying training of large, sparse models. In *ICML*. PMLR, 2021.
- [25] Bo Li, Yuanhan Zhang, Liangyu Chen, Jinghao Wang, Jingkang Yang, and Ziwei Liu. Otter: A multi-modal model with in-context instruction tuning. *arXiv preprint arXiv:2305.03726*, 2023.
- [26] Haotian Liu, Chunyuan Li, Qingyang Wu, and Yong Jae Lee. Visual instruction tuning. *arXiv preprint arXiv:2304.08485*, 2023.
- [27] Xiaodong Liu, Pengcheng He, Weizhu Chen, and Jianfeng Gao. Multi-task deep neural networks for natural language understanding. *arXiv preprint arXiv:1901.11504*, 2019.
- [28] Shayne Longpre, Le Hou, Tu Vu, Albert Webson, Hyung Won Chung, Yi Tay, Denny Zhou, Quoc V Le, Barret Zoph, Jason Wei, et al. The flan collection: Designing data and methods for effective instruction tuning. In *ICML*, 2023.
- [29] Yuxuan Lou, Fuzhao Xue, Zangwei Zheng, and Yang You. Cross-token modeling with conditional computation. *arXiv preprint arXiv:2109.02008*, 2021.
- [30] Jiaqi Ma, Zhe Zhao, Xinyang Yi, Jilin Chen, Lichan Hong, and Ed H. Chi. Modeling task relationships in multi-task learning with multi-gate mixture-of-experts. In *Proceedings of the 24th ACM SIGKDD International Conference on Knowledge Discovery & Data Mining, KDD 2018, London, UK, August 19-23, 2018*. ACM, 2018.
- [31] Bryan McCann, Nitish Shirish Keskar, Caiming Xiong, and Richard Socher. The natural language decathlon: Multitask learning as question answering. *arXiv preprint arXiv:1806.08730*, 2018.
- [32] Shen-Yun Miao, Chao-Chun Liang, and Keh-Yih Su. A diverse corpus for evaluating and developing english math word problem solvers. In *ACL*, 2020.
- [33] Swaroop Mishra, Daniel Khashabi, Chitta Baral, and Hannaneh Hajishirzi. Cross-task generalization via natural language crowdsourcing instructions. *arXiv preprint arXiv:2104.08773*, 2021.
- [34] Niklas Muennighoff, Thomas Wang, Lintang Sutawika, Adam Roberts, Stella Biderman, Teven Le Scao, M Saiful Bari, Sheng Shen, Zheng-Xin Yong, Hailey Schoelkopf, et al. Crosslingual generalization through multitask finetuning. *arXiv preprint arXiv:2211.01786*, 2022.
- [35] Niklas Muennighoff, Thomas Wang, Lintang Sutawika, Adam Roberts, Stella Biderman, Teven Le Scao, M Saiful Bari, Sheng Shen, Zheng-Xin Yong, Hailey Schoelkopf, et al. Crosslingual generalization through multitask finetuning. *arXiv preprint arXiv:2211.01786*, 2022.
- [36] Basil Mustafa, Carlos Riquelme, Joan Puigcerver, Rodolphe Jenatton, and Neil Houlsby. Multimodal contrastive learning with limoe: the language-image mixture of experts. *arXiv preprint arXiv:2206.02770*, 2022.
- [37] Reiichiro Nakano, Jacob Hilton, Suchir Balaji, Jeff Wu, Long Ouyang, Christina Kim, Christopher Hesse, Shantanu Jain, Vineet Kosaraju, William Saunders, et al. Webgpt: Browser-assisted question-answering with human feedback. *arXiv preprint arXiv:2112.09332*, 2021.
- [38] Long Ouyang, Jeffrey Wu, Xu Jiang, Diogo Almeida, Carroll Wainwright, Pamela Mishkin, Chong Zhang, Sandhini Agarwal, Katarina Slama, Alex Ray, et al. Training language models to follow instructions with human feedback. In *Advances in Neural Information Processing Systems*, volume 35, pages 27730–27744, 2022.
- [39] Long Ouyang, Jeffrey Wu, Xu Jiang, Diogo Almeida, Carroll Wainwright, Pamela Mishkin, Chong Zhang, Sandhini Agarwal, Katarina Slama, Alex Ray, et al. Training language models to follow instructions with human feedback. *Advances in Neural Information Processing Systems*, 35:27730–27744, 2022.
- [40] Arkil Patel, Satwik Bhattamishra, and Navin Goyal. Are nlp models really able to solve simple math word problems? *arXiv preprint arXiv:2103.07191*, 2021.
- [41] Colin Raffel, Noam Shazeer, Adam Roberts, Katherine Lee, Sharan Narang, Michael Matena, Yanqi Zhou, Wei Li, and Peter J. Liu. Exploring the limits of transfer learning with a unified text-to-text transformer. *J. Mach. Learn. Res.*, 21:140:1–140:67, 2020.
- [42] Carlos Riquelme, Joan Puigcerver, Basil Mustafa, Maxim Neumann, Rodolphe Jenatton, André Susano Pinto, Daniel Keysers, and Neil Houlsby. Scaling vision with sparse mixture of experts. *Advances in Neural Information Processing Systems*, 2021.

- [43] Stephen Roller, Sainbayar Sukhbaatar, Arthur Szlam, and Jason Weston. Hash layers for large sparse models. In *Advances in Neural Information Processing Systems 34: Annual Conference on Neural Information Processing Systems 2021, NeurIPS 2021, December 6-14, 2021, virtual*, 2021.
- [44] Victor Sanh, Albert Webson, Colin Raffel, Stephen H Bach, Lintang Sutawika, Zaid Alyafeai, Antoine Chaffin, Arnaud Stiegler, Teven Le Scao, Arun Raja, et al. Multitask prompted training enables zero-shot task generalization. In *ICLR*, 2022.
- [45] Noam Shazeer, Azalia Mirhoseini, Krzysztof Maziarz, Andy Davis, Quoc V. Le, Geoffrey E. Hinton, and Jeff Dean. Outrageously large neural networks: The sparsely-gated mixture-of-experts layer. In *ICLR*. OpenReview.net, 2017.
- [46] Sheng Shen, Zhewei Yao, Chunyuan Li, Trevor Darrell, Kurt Keutzer, and Yuxiong He. Scaling vision-language models with sparse mixture of experts. *arXiv preprint arXiv:2303.07226*, 2023.
- [47] Aarohi Srivastava, Abhinav Rastogi, Abhishek Rao, Abu Awal Md Shoeb, Abubakar Abid, Adam Fisch, Adam R Brown, Adam Santoro, Aditya Gupta, Adrià Garriga-Alonso, et al. Beyond the imitation game: Quantifying and extrapolating the capabilities of language models. *arXiv preprint arXiv:2206.04615*, 2022.
- [48] Mirac Suzgun, Nathan Scales, Nathanael Schärli, Sebastian Gehrmann, Yi Tay, Hyung Won Chung, Aakanksha Chowdhery, Quoc V Le, Ed H Chi, Denny Zhou, et al. Challenging big-bench tasks and whether chain-of-thought can solve them. *arXiv preprint arXiv:2210.09261*, 2022.
- [49] Ashish Vaswani, Noam Shazeer, Niki Parmar, Jakob Uszkoreit, Llion Jones, Aidan N. Gomez, Lukasz Kaiser, and Illia Polosukhin. Attention is all you need. In Isabelle Guyon, Ulrike von Luxburg, Samy Bengio, Hanna M. Wallach, Rob Fergus, S. V. N. Vishwanathan, and Roman Garnett, editors, *Advances in Neural Information Processing Systems 30: Annual Conference on Neural Information Processing Systems 2017, December 4-9, 2017, Long Beach, CA, USA*, pages 5998–6008, 2017.
- [50] Yizhong Wang, Yeganeh Kordi, Swaroop Mishra, Alisa Liu, Noah A Smith, Daniel Khashabi, and Hannaneh Hajishirzi. Self-instruct: Aligning language model with self generated instructions. *arXiv preprint arXiv:2212.10560*, 2022.
- [51] Yizhong Wang, Swaroop Mishra, Pegah Alipoormolabashi, Yeganeh Kordi, Amirreza Mirzaei, Anjana Arunkumar, Arjun Ashok, Arut Selvan Dhanasekaran, Atharva Naik, David Stap, et al. Supernaturalinstructions: Generalization via declarative instructions on 1600+ nlp tasks. In *EMNLP*, 2022.
- [52] Jason Wei, Maarten Bosma, Vincent Y Zhao, Kelvin Guu, Adams Wei Yu, Brian Lester, Nan Du, Andrew M Dai, and Quoc V Le. Finetuned language models are zero-shot learners. In *ICLR*, 2022.
- [53] Jason Wei, Xuezhi Wang, Dale Schuurmans, Maarten Bosma, Ed Chi, Quoc Le, and Denny Zhou. Chain of thought prompting elicits reasoning in large language models. In *NeurIPS*, 2022.
- [54] Qinyuan Ye, Bill Yuchen Lin, and Xiang Ren. Crossfit: A few-shot learning challenge for cross-task generalization in nlp. *arXiv preprint arXiv:2104.08835*, 2021.
- [55] Yanqi Zhou, Tao Lei, Hanxiao Liu, Nan Du, Yanping Huang, Vincent Y Zhao, Andrew M Dai, Zhifeng Chen, Quoc V Le, and James Laudon. Mixture-of-experts with expert choice routing. In *Advances in Neural Information Processing Systems*, 2022.
- [56] Barret Zoph, Irwan Bello, Sameer Kumar, Nan Du, Yanping Huang, Jeff Dean, Noam Shazeer, and William Fedus. St-moe: Designing stable and transferable sparse expert models. *arXiv preprint arXiv:2202.08906*, 2022.
- [57] Simiao Zuo, Xiaodong Liu, Jian Jiao, Young Jin Kim, Hany Hassan, Ruofei Zhang, Tuo Zhao, and Jianfeng Gao. Taming sparsely activated transformer with stochastic experts. *arXiv preprint arXiv:2110.04260*, 2021.

Appendix for “Mixture-of-Experts Meets Instruction Tuning: A Winning Combination for Large Language Models”

A Full Experiment Results

A.1 MMLU

In the case of five-shot MMLU, we employ the "dev" set as the small sample exemplars. The performance of individual tasks in MMLU on the "validation" set is detailed in this section (refer to https://www.tensorflow.org/datasets/community_catalog/huggingface/hendrycks_test for more information). Please note, all MMLU findings presented in this paper correspond to the "validation" set. We employ the prompts in [4].

Table 3: MMLU[:10] individual task performance.

		MMLU																			
		Abstract Algebra		Anatomy		Astronomy		Business Ethics		Clinical Knowledge		College Biology		College Chemistry		College Comp. Sci.		College Math		College Medicine	
Model		Direct	CoT	Direct	CoT	Direct	CoT	Direct	CoT	Direct	CoT	Direct	CoT	Direct	CoT	Direct	CoT	Direct	CoT	Direct	CoT
-	davinci	27.3	27.3	50.0	42.9	25.0	31.2	45.5	36.4	31.0	34.5	43.8	25.0	12.5	25.0	18.2	36.4	27.3	9.1	36.4	31.8
-	text-davinci-002	9.1	27.3	57.1	28.6	62.5	56.2	63.6	72.7	51.7	55.2	68.8	43.8	12.5	37.5	63.6	36.4	54.5	36.4	63.6	54.5
-	text-davinci-003	18.2	36.4	50.0	57.1	62.5	62.5	63.6	63.6	62.1	65.5	62.5	81.2	25.0	25.0	54.5	45.5	81.8	72.7	72.7	68.2
-	code-davinci-002	18.2	27.3	71.4	35.7	68.8	56.2	54.5	63.6	69.0	65.5	62.5	50.0	25.0	37.5	45.5	27.3	72.7	45.5	77.3	86.4
80M	T5-Small	18.2	0.0	42.9	0.0	31.2	0.0	27.3	0.0	27.6	3.4	18.8	0.0	37.5	0.0	72.7	0.0	27.3	0.0	18.2	0.0
	Flan-T5-Small	27.3	9.1	42.9	7.1	18.8	6.2	18.2	27.3	34.5	20.7	31.2	18.8	12.5	0.0	18.2	0.0	36.4	9.1	50.0	18.2
250M	T5-Base	18.2	18.2	28.6	0.0	37.5	12.5	45.5	0.0	34.5	6.9	18.8	6.2	62.5	25.0	45.5	9.1	18.2	18.2	18.2	18.2
	Flan-T5-Base	18.2	18.2	42.9	35.7	37.5	37.5	36.4	36.4	34.5	27.6	37.5	18.8	12.5	25.0	27.3	36.4	18.2	0.0	40.9	22.7
780M	T5-Large	18.2	0.0	21.4	0.0	25.0	18.8	45.5	9.1	6.9	10.3	18.8	0.0	37.5	37.5	45.5	18.2	18.2	9.1	18.2	9.1
	Flan-T5-Large	18.2	27.3	35.7	28.6	37.5	31.2	36.4	45.5	44.8	37.9	43.8	43.8	25.0	12.5	27.3	36.4	45.5	27.3	45.5	45.5
3B	T5-XL	18.2	0.0	14.3	0.0	31.2	0.0	9.1	0.0	10.3	17.2	31.2	12.5	25.0	12.5	45.5	0.0	9.1	9.1	18.2	0.0
	Flan-T5-XL	27.3	36.4	35.7	35.7	50.0	62.5	45.5	45.5	55.2	55.2	56.2	50.0	25.0	37.5	45.5	27.3	18.2	27.3	50.0	50.0
11B	T5-XXL	27.3	0.0	21.4	0.0	31.2	0.0	9.1	0.0	10.3	31.0	43.8	0.0	50.0	12.5	36.4	0.0	9.1	0.0	54.5	0.0
	Flan-T5-XXL	36.4	45.5	28.6	28.6	62.5	50.0	63.6	54.5	58.6	44.8	68.8	56.2	25.0	50.0	36.4	18.2	27.3	36.4	68.2	45.5
8B	PaLM	36.4	9.1	28.6	7.1	18.8	37.5	18.2	36.4	24.1	24.1	25.0	43.8	12.5	12.5	9.1	9.1	27.3	0.0	13.6	9.1
	Flan-PaLM	36.4	18.2	42.9	35.7	43.8	50.0	36.4	45.5	48.3	41.4	56.2	50.0	25.0	25.0	54.5	63.6	18.2	27.3	50.0	18.2
62B	PaLM	27.3	9.1	50.0	21.4	50.0	43.8	63.6	81.8	51.7	62.1	68.8	31.2	37.5	25.0	54.5	18.2	36.4	9.1	59.1	45.5
	Flan-PaLM	18.2	18.2	57.1	42.9	68.8	68.8	63.6	54.5	51.7	55.2	68.8	75.0	12.5	37.5	54.5	27.3	36.4	45.5	81.8	63.6
540B	PaLM	27.3	18.2	78.6	42.9	68.8	81.2	63.6	72.7	72.4	75.9	87.5	62.5	50.0	25.0	54.5	36.4	36.4	27.3	77.3	77.3
	Flan-PaLM	0.0	9.1	50.0	71.4	81.2	75.0	63.6	54.5	79.3	62.1	87.5	62.5	62.5	62.5	81.8	63.6	36.4	63.6	86.4	86.4
250M	Switch _{BASE}	9.1	18.2	14.3	21.4	43.8	31.2	36.4	0.0	10.3	10.3	37.5	37.5	37.5	50.0	36.4	0.0	36.4	18.2	40.9	0.0
	FLAN-Switch _{BASE}	18.2	27.3	28.6	50.0	43.8	37.5	36.4	36.4	31.0	24.1	31.2	6.2	37.5	12.5	36.4	36.4	27.3	18.2	36.4	22.7
780M	Switch _{LARGE}	27.3	9.1	35.7	21.4	12.5	31.2	18.2	0.0	24.1	27.6	31.2	31.2	12.5	50.0	9.1	0.0	18.2	27.3	22.7	45.5
	FLAN-Switch _{LARGE}	18.2	18.2	35.7	35.7	37.5	25.0	36.4	45.5	48.3	41.4	43.8	37.5	12.5	37.5	45.5	36.4	27.3	9.1	54.5	50.0
11B	Switch _{XXL}	18.2	0.0	7.1	50.0	18.8	6.2	45.5	0.0	10.3	6.9	18.8	6.2	37.5	12.5	45.5	18.2	36.4	18.2	9.1	22.7
	FLAN-Switch _{XXL}	45.5	9.1	42.9	42.9	56.2	56.2	54.5	45.5	55.2	44.8	68.8	56.2	0.0	12.5	45.5	27.3	36.4	27.3	54.5	36.4
80M	FLAN-GS _{SMALL}	18.2	18.2	35.7	35.7	12.5	18.8	27.3	9.1	31.0	34.5	25.0	12.5	25.0	12.5	36.4	9.1	9.1	18.2	50.0	27.3
250M	FLAN-GS _{BASE}	18.2	18.2	50.0	35.7	50.0	18.8	45.5	63.6	41.4	34.5	43.8	18.8	12.5	0.0	36.4	27.3	18.2	27.3	50.0	45.5
780M	FLAN-GS _{LARGE}	18.2	18.2	35.7	35.7	56.2	50.0	45.5	27.3	51.7	37.9	43.8	43.8	25.0	12.5	54.5	36.4	45.5	36.4	59.1	50.0
80M	FLAN-EC _{SMALL}	18.2	9.1	35.7	28.6	31.2	18.8	36.4	18.2	34.5	31.0	31.2	12.5	37.5	0.0	54.5	0.0	18.2	18.2	40.9	22.7
250M	FLAN-EC _{BASE}	27.3	18.2	50.0	42.9	43.8	37.5	27.3	45.5	48.3	24.1	37.5	43.8	0.0	12.5	45.5	36.4	27.3	18.2	36.4	31.8
780M	FLAN-EC _{LARGE}	9.1	36.4	35.7	28.6	50.0	43.8	63.6	63.6	51.7	55.2	43.8	50.0	0.0	12.5	45.5	36.4	27.3	36.4	72.7	45.5
3B	FLAN-EC _{XL}	17.7	18.3	35.2	36.1	37.0	27.8	45.0	44.0	58.1	43.6	49.5	37.7	-0.5	38.0	45.0	36.4	17.7	10.1	58.6	49.6
250M	ST _{BASE}	18.2	18.2	7.1	21.4	31.2	12.5	45.5	45.5	10.3	6.9	12.5	37.5	25.0	37.5	45.5	45.5	36.4	18.2	18.2	9.1
	FLAN-ST _{BASE}	11.5	9.1	45.3	28.6	21.1	31.2	47.9	36.4	47.2	31.0	27.4	37.5	52.4	25.0	56.9	18.2	20.6	18.2	56.9	22.7
32B	ST _{32B}	27.3	0.0	35.7	0.0	37.5	18.8	18.2	18.2	27.6	6.9	12.5	25.0	37.5	25.0	18.2	9.1	18.2	0.0	13.6	18.2
	FLAN-ST _{32B}	18.2	18.2	50.0	71.4	68.8	81.2	72.7	81.8	79.3	65.5	87.5	68.8	25.0	25.0	54.5	9.1	18.2	18.2	68.2	72.7

Table 5: MMLU[20:30] individual task performance.

		MMLU																			
		High School Comp. Sci.		High School European History		High School Geography		High School Govmt & Politics		High School Macroeconomics		High School Math		High School Microeconomics		High School Physics		High School Psychology		High School Statistics	
Model		Direct	CoT	Direct	CoT	Direct	CoT	Direct	CoT	Direct	CoT	Direct	CoT	Direct	CoT	Direct	CoT	Direct	CoT	Direct	CoT
-	davinci	55.6	44.4	38.9	33.3	63.6	63.6	52.4	52.4	39.5	51.2	13.8	10.3	34.6	46.2	29.4	11.8	50.0	65.0	34.8	26.1
-	text-davinci-002	100.0	66.7	83.3	83.3	81.8	77.3	76.2	76.2	62.8	74.4	34.5	24.1	76.9	73.1	47.1	23.5	88.3	90.0	52.2	43.5
-	text-davinci-003	66.7	55.6	83.3	77.8	95.5	77.3	81.0	81.0	67.4	62.8	44.8	51.7	80.8	76.9	29.4	23.5	95.0	91.7	52.2	52.2
-	code-davinci-002	88.9	55.6	83.3	77.8	90.9	86.4	85.7	85.7	67.4	67.4	48.3	51.7	88.5	80.8	23.5	29.4	95.0	90.0	65.2	65.2
80M	T5-Small	22.2	0.0	33.3	0.0	36.4	0.0	28.6	33.3	25.6	4.7	13.8	13.8	34.6	3.8	35.3	0.0	25.0	0.0	34.8	17.4
	Flan-T5-Small	0.0	0.0	22.2	0.0	27.3	18.2	38.1	4.8	32.6	7.0	13.8	10.3	26.9	7.7	47.1	11.8	28.3	3.3	34.8	0.0
250M	T5-Base	33.3	0.0	27.8	0.0	4.5	13.6	38.1	52.4	27.9	23.3	17.2	13.8	23.1	23.1	17.6	23.5	20.0	11.7	34.8	34.8
	Flan-T5-Base	44.4	22.2	50.0	55.6	50.0	50.0	66.7	47.6	23.3	32.6	13.8	17.2	42.3	38.5	11.8	17.6	30.0	38.3	30.4	17.4
780M	T5-Large	22.2	22.2	33.3	0.0	18.2	27.3	38.1	42.9	30.2	25.6	27.6	31.0	26.9	26.9	17.6	17.6	33.3	5.0	34.8	39.1
	Flan-T5-Large	55.6	55.6	50.0	44.4	63.6	45.5	61.9	57.1	37.2	34.9	24.1	13.8	57.7	46.2	23.5	17.6	63.3	58.3	34.8	26.1
3B	T5-XL	22.2	0.0	33.3	5.6	27.3	31.8	23.8	52.4	30.2	32.6	20.7	3.4	26.9	15.4	17.6	17.6	15.0	15.0	34.8	13.0
	Flan-T5-XL	66.7	33.3	77.8	77.8	63.6	63.6	71.4	47.6	34.9	46.5	24.1	13.8	46.2	53.8	17.6	29.4	78.3	63.3	43.5	26.1
11B	T5-XXL	11.1	0.0	38.9	0.0	22.7	40.9	38.1	57.1	30.2	37.2	27.6	3.4	26.9	42.3	17.6	17.6	38.3	21.7	34.8	4.3
	Flan-T5-XXL	44.4	55.6	72.2	72.2	72.7	68.2	81.0	66.7	44.2	39.5	34.5	27.6	50.0	26.9	17.6	17.6	86.7	78.3	34.8	34.8
8B	PaLM	22.2	33.3	27.8	27.8	36.4	27.3	9.5	23.8	25.6	18.6	17.2	24.1	19.2	30.8	17.6	11.8	25.0	23.3	13.0	26.1
	Flan-PaLM	44.4	44.4	72.2	55.6	68.2	45.5	57.1	57.1	44.2	44.2	17.2	20.7	57.7	46.2	17.6	35.3	68.3	45.0	39.1	26.1
62B	PaLM	66.7	66.7	61.1	55.6	63.6	72.7	47.6	57.1	41.9	51.2	27.6	34.5	57.7	65.4	29.4	17.6	83.3	75.0	47.8	52.2
	Flan-PaLM	55.6	55.6	88.9	72.2	81.8	77.3	76.2	71.4	58.1	60.5	17.2	34.5	69.2	69.2	23.5	29.4	88.3	85.0	52.2	30.4
540B	PaLM	100.0	88.9	88.9	77.8	90.9	90.9	95.2	81.0	81.4	74.4	41.4	31.0	96.2	76.9	23.5	35.3	93.3	80.0	52.2	52.2
	Flan-PaLM	100.0	77.8	83.3	72.2	95.5	90.9	95.2	85.7	79.1	72.1	31.0	44.8	100.0	88.5	5.9	29.4	93.3	93.3	69.6	47.8
250M	Switch _{BASE}	0.0	0.0	33.3	0.0	18.2	18.2	38.1	28.6	37.2	11.6	37.9	3.4	26.9	23.1	17.6	17.6	25.0	8.3	34.8	34.8
	FLAN-Switch _{BASE}	44.4	55.6	50.0	38.9	59.1	68.2	61.9	42.9	37.2	32.6	20.7	6.9	57.7	42.3	29.4	29.4	60.0	35.0	26.1	39.1
780M	Switch _{LARGE}	22.2	33.3	27.8	16.7	27.3	18.2	9.5	33.3	25.6	30.2	10.3	24.1	34.6	38.5	41.2	17.6	21.7	15.0	13.0	26.1
	FLAN-Switch _{LARGE}	33.3	55.6	61.1	27.8	72.7	54.5	66.7	61.9	46.5	46.5	27.6	13.8	65.4	46.2	5.9	23.5	68.3	55.0	52.2	39.1
11B	Switch _{XXL}	44.4	0.0	27.8	27.8	18.2	27.3	52.4	4.8	20.9	16.3	41.4	0.0	23.1	0.0	17.6	5.9	15.0	13.3	43.5	26.1
	FLAN-Switch _{XXL}	55.6	44.4	72.2	72.2	72.7	81.8	85.7	76.2	62.8	48.8	34.5	20.7	53.8	53.8	23.5	29.4	85.0	78.3	39.1	34.8
80M	FLAN-GS _{SMALL}	22.2	0.0	33.3	16.7	50.0	27.3	38.1	23.8	30.2	27.9	24.1	10.3	23.1	34.6	23.5	41.2	38.3	28.3	21.7	30.4
250M	FLAN-GS _{BASE}	44.4	11.1	50.0	38.9	50.0	54.5	52.4	38.1	34.9	23.3	20.7	17.2	46.2	15.4	58.8	17.6	46.7	35.0	39.1	34.8
780M	FLAN-GS _{LARGE}	44.4	22.2	61.1	27.8	72.7	59.1	81.0	76.2	41.9	32.6	27.6	31.0	61.5	50.0	29.4	41.2	80.0	66.7	30.4	34.8
80M	FLAN-EC _{SMALL}	44.4	11.1	33.3	22.2	45.5	36.4	42.9	38.1	30.2	18.6	27.6	13.8	19.2	15.4	23.5	23.5	46.7	30.0	39.1	21.7
250M	FLAN-EC _{BASE}	44.4	22.2	61.1	22.2	63.6	59.1	57.1	42.9	44.2	37.2	31.0	31.0	50.0	42.3	29.4	17.6	63.3	56.7	26.1	30.4
780M	FLAN-EC _{LARGE}	66.7	44.4	61.1	22.2	77.3	86.4	57.1	57.1	37.2	37.2	27.6	27.6	50.0	53.8	41.2	17.6	83.3	75.0	30.4	30.4
3B	FLAN-EC _{XL}	55.1	57.7	71.7	29.4	81.3	53.9	80.5	62.2	55.3	47.4	20.2	14.9	64.9	47.5	17.1	23.7	91.2	56.5	38.6	40.6
250M	ST _{BASE}	33.3	0.0	33.3	11.1	18.2	0.0	47.6	28.6	18.6	30.2	44.8	24.1	19.2	0.0	29.4	17.6	15.0	23.3	26.1	34.8
	FLAN-ST _{BASE}	58.0	33.3	63.5	55.6	61.5	36.4	54.8	57.1	32.6	27.9	30.0	31.0	60.1	46.2	31.8	35.3	64.1	51.7	24.1	39.1
32B	ST _{32B}	11.1	0.0	27.8	16.7	31.8	13.6	23.8	28.6	32.6	23.3	24.1	3.4	23.1	15.4	23.5	11.8	26.7	10.0	13.0	17.4
	FLAN-ST _{32B}	66.7	66.7	77.8	77.8	95.5	81.8	95.2	90.5	76.7	69.8	37.9	41.4	76.9	76.9	17.6	11.8	95.0	86.7	65.2	60.9

Table 6: MMLU[30:40] individual task performance.

		MMLU																			
		High School US History		High School World History		Human Aging		Human Sexuality		International Law		Jurisprudence		Logical Fallacies		Machine Learning		Management		Marketing	
Model		Direct	CoT	Direct	CoT	Direct	CoT	Direct	CoT	Direct	CoT	Direct	CoT	Direct	CoT	Direct	CoT	Direct	CoT	Direct	CoT
-	davinci	54.5	36.4	38.5	46.2	30.4	60.9	16.7	50.0	84.6	38.5	18.2	9.1	55.6	50.0	27.3	18.2	45.5	63.6	56.0	64.0
-	text-davinci-002	86.4	72.7	69.2	73.1	78.3	87.0	66.7	58.3	92.3	84.6	63.6	45.5	77.8	66.7	45.5	36.4	72.7	72.7	80.0	80.0
-	text-davinci-003	81.8	81.8	80.8	76.9	78.3	73.9	66.7	58.3	84.6	84.6	63.6	54.5	83.3	83.3	45.5	54.5	81.8	72.7	84.0	76.0
-	code-davinci-002	100.0	77.3	76.9	84.6	78.3	78.3	75.0	58.3	100.0	92.3	63.6	72.7	83.3	72.2	54.5	63.6	90.9	81.8	80.0	80.0
80M	T5-Small	40.9	0.0	30.8	0.0	34.8	13.0	41.7	25.0	30.8	0.0	27.3	27.3	33.3	0.0	27.3	0.0	18.2	9.1	24.0	4.0
	Flan-T5-Small	50.0	31.8	15.4	7.7	4.3	13.0	33.3	16.7	23.1	7.7	27.3	9.1	22.2	16.7	18.2	0.0	18.2	9.1	44.0	20.0
250M	T5-Base	18.2	0.0	30.8	0.0	30.4	30.4	33.3	25.0	7.7	7.7	27.3	18.2	33.3	27.8	36.4	27.3	18.2	0.0	20.0	24.0
	Flan-T5-Base	59.1	50.0	50.0	50.0	30.4	30.4	50.0	33.3	38.5	46.2	18.2	18.2	44.4	66.7	18.2	36.4	36.4	18.2	64.0	60.0
780M	T5-Large	13.6	0.0	30.8	0.0	47.8	39.1	41.7	41.7	7.7	0.0	18.2	0.0	33.3	22.2	36.4	9.1	18.2	27.3	20.0	16.0
	Flan-T5-Large	54.5	54.5	57.7	42.3	52.2	56.5	41.7	41.7	53.8	30.8	45.5	36.4	77.8	55.6	18.2	18.2	63.6	63.6	84.0	68.0
3B	T5-XL	18.2	0.0	30.8	7.7	21.7	30.4	41.7	33.3	7.7	30.8	27.3	9.1	27.8	27.8	27.3	0.0	18.2	27.3	28.0	20.0
	Flan-T5-XL	72.7	72.7	57.7	69.2	56.5	47.8	75.0	50.0	84.6	61.5	54.5	45.5	72.2	66.7	45.5	18.2	54.5	72.7	84.0	84.0
11B	T5-XXL	22.7	0.0	34.6	0.0	8.7	43.5	25.0	25.0	46.2	0.0	27.3	9.1	22.2	44.4	9.1	0.0	54.5	45.5	20.0	60.0
	Flan-T5-XXL	63.6	63.6	73.1	73.1	73.9	60.9	75.0	50.0	76.9	53.8	54.5	36.4	66.7	77.8	27.3	27.3	72.7	45.5	72.0	76.0
8B	PaLM	36.4	31.8	15.4	23.1	47.8	34.8	16.7	16.7	53.8	46.2	27.3	9.1	16.7	22.2	18.2	18.2	18.2	36.4	32.0	24.0
	Flan-PaLM	72.7	54.5	61.5	61.5	52.2	56.5	66.7	50.0	76.9	38.5	72.7	36.4	61.1	72.2	45.5	45.5	81.8	36.4	72.0	68.0
62B	PaLM	77.3	40.9	57.7	38.5	69.6	65.2	58.3	25.0	76.9	61.5	45.5	27.3	61.1	66.7	45.5	18.2	72.7	81.8	84.0	80.0
	Flan-PaLM	81.8	54.5	80.8	76.9	60.9	69.6	83.3	50.0	84.6	69.2	63.6	63.6	61.1	66.7	27.3	36.4	81.8	81.8	72.0	72.0
540B	PaLM	90.9	72.7	88.5	76.9	78.3	73.9	91.7	75.0	100.0	61.5	63.6	72.7	83.3	66.7	27.3	27.3	81.8	81.8	84.0	84.0
	Flan-PaLM	90.9	95.5	88.5	80.8	82.6	69.6	91.7	75.0	100.0	84.6	81.8	81.8	72.2	66.7	45.5	54.5	81.8	90.9	84.0	84.0
250M	Switch _{BASE}	27.3	0.0	11.5	0.0	34.8	4.3	58.3	0.0	46.2	7.7	45.5	36.4	27.8	0.0	27.3	9.1	54.5	27.3	32.0	8.0
	FLAN-Switch _{BASE}	50.0	36.4	46.2	19.2	47.8	47.8	25.0	25.0	46.2	30.8	36.4	18.2	55.6	50.0	18.2	45.5	45.5	54.5	68.0	56.0
780M	Switch _{LARGE}	31.8	31.8	11.5	23.1	21.7	30.4	0.0	33.3	38.5	30.8	27.3	18.2	22.2	27.8	27.3	18.2	18.2	27.3	32.0	16.0
	FLAN-Switch _{LARGE}	59.1	36.4	42.3	50.0	47.8	60.9	41.7	33.3	61.5	53.8	45.5	45.5	66.7	50.0	9.1	18.2	72.7	72.7	80.0	76.0
11B	Switch _{XXL}	13.6	31.8	30.8	26.9	26.1	8.7	16.7	8.3	7.7	0.0	27.3	0.0	27.8	22.2	27.3	18.2	18.2	27.3	20.0	0.0
	FLAN-Switch _{XXL}	68.2	59.1	65.4	61.5	52.2	69.6	66.7	41.7	100.0	76.9	27.3	27.3	77.8	66.7	36.4	36.4	63.6	72.7	92.0	80.0
80M	FLAN-GS _{SMALL}	50.0	27.3	38.5	19.2	30.4	30.4	16.7	25.0	30.8	30.8	27.3	18.2	38.9	33.3	45.5	9.1	36.4	18.2	64.0	40.0
250M	FLAN-GS _{BASE}	54.5	36.4	57.7	34.6	34.8	34.8	66.7	66.7	46.2	46.2	36.4	18.2	61.1	61.1	9.1	27.3	36.4	45.5	64.0	52.0
780M	FLAN-GS _{LARGE}	59.1	36.4	65.4	34.6	56.5	39.1	58.3	41.7	76.9	61.5	18.2	9.1	55.6	55.6	9.1	27.3	54.5	63.6	76.0	68.0
80M	FLAN-EC _{SMALL}	27.3	31.8	50.0	30.8	21.7	26.1	50.0	25.0	30.8	30.8	36.4	9.1	44.4	27.8	27.3	0.0	54.5	27.3	32.0	64.0
250M	FLAN-EC _{BASE}	72.7	27.3	57.7	26.9	52.2	43.5	25.0	41.7	76.9	53.8	45.5	36.4	77.8	61.1	18.2	18.2	36.4	18.2	76.0	48.0
780M	FLAN-EC _{LARGE}	68.2	45.5	65.4	38.5	56.5	60.9	41.7	50.0	61.5	23.1	36.4	18.2	66.7	55.6	36.4	18.2	72.7	72.7	80.0	68.0
3B	FLAN-EC _{XL}	76.8	38.4	61.0	50.7	73.4	60.9	66.2	35.2	68.7	53.7	45.0	47.1	71.7	51.9	26.8	19.7	72.2	73.1	95.5	78.1
250M	ST _{BASE}	13.6	31.8	30.8	19.2	26.1	13.0	41.7	41.7	7.7	0.0	27.3	0.0	27.8	22.2	27.3	18.2	18.2	45.5	24.0	0.0
	FLAN-ST _{BASE}	75.1	54.5	63.9	46.2	37.2	34.8	44.1	50.0	63.9	46.2	29.7	36.4	46.8	61.1	29.7	9.1	38.8	36.4	66.4	60.0
32B	ST _{32B}	31.8	9.1	26.9	11.5	34.8	13.0	33.3	25.0	0.0	15.4	27.3	18.2	22.2	22.2	27.3	27.3	54.5	18.2	12.0	16.0
	FLAN-ST _{32B}	81.8	81.8	84.6	84.6	73.9	78.3	66.7	50.0	92.3	100.0	72.7	81.8	83.3	77.8	54.5	45.5	90.9	81.8	80.0	76.0

Table 7: MMLU[40:50] individual task performance.

		MMLU																			
		Medical Genetics		Misc.		Moral Disputes		Moral Scenarios		Nutrition		Philosophy		Prehistory		Professional Accounting		Professional Law		Professional Medicine	
Model		Direct	CoT	Direct	CoT	Direct	CoT	Direct	CoT	Direct	CoT	Direct	CoT	Direct	CoT	Direct	CoT	Direct	CoT	Direct	CoT
-	davinci	72.7	90.9	50.0	65.1	57.9	39.5	24.0	34.0	54.5	45.5	44.1	61.8	45.7	42.9	29.0	35.5	31.2	26.5	32.3	38.7
-	text-davinci-002	90.9	90.9	79.1	81.4	63.2	65.8	46.0	40.0	75.8	69.7	67.6	67.6	60.0	65.7	64.5	41.9	45.3	38.8	64.5	71.0
-	text-davinci-003	100.0	100.0	82.6	87.2	71.1	52.6	43.0	65.0	78.8	69.7	76.5	76.5	65.7	74.3	54.8	38.7	48.8	47.1	74.2	67.7
-	code-davinci-002	100.0	100.0	84.9	87.2	68.4	50.0	41.0	60.0	69.7	66.7	79.4	76.5	77.1	77.1	51.6	51.6	54.7	38.2	77.4	80.6
80M	T5-Small	9.1	0.0	27.9	22.1	15.8	0.0	22.0	21.0	21.2	15.2	26.5	17.6	25.7	0.0	38.7	6.5	21.2	0.0	29.0	0.0
	Flan-T5-Small	18.2	9.1	34.9	19.8	21.1	5.3	23.0	19.0	33.3	12.1	26.5	11.8	42.9	20.0	32.3	22.6	32.4	14.1	12.9	16.1
250M	T5-Base	27.3	9.1	24.4	26.7	15.8	0.0	31.0	1.0	36.4	33.3	20.6	8.8	17.1	17.1	35.5	16.1	23.5	1.2	29.0	3.2
	Flan-T5-Base	27.3	54.5	36.0	29.1	34.2	42.1	24.0	21.0	39.4	33.3	35.3	35.3	45.7	28.6	19.4	35.5	27.6	23.5	22.6	25.8
780M	T5-Large	27.3	0.0	26.7	29.1	15.8	0.0	24.0	14.0	33.3	0.0	23.5	23.5	17.1	11.4	32.3	12.9	23.5	0.0	29.0	0.0
	Flan-T5-Large	45.5	72.7	47.7	51.2	50.0	39.5	24.0	27.0	45.5	42.4	52.9	52.9	45.7	40.0	35.5	19.4	32.4	30.0	41.9	29.0
3B	T5-XL	18.2	0.0	27.9	24.4	15.8	7.9	24.0	27.0	33.3	9.1	17.6	29.4	20.0	8.6	22.6	6.5	23.5	1.2	32.3	0.0
	Flan-T5-XL	72.7	72.7	60.5	61.6	42.1	34.2	33.0	18.0	60.6	54.5	55.9	52.9	45.7	51.4	25.8	41.9	37.1	27.6	48.4	45.2
11B	T5-XXL	18.2	36.4	34.9	43.0	18.4	7.9	31.0	0.0	30.3	24.2	23.5	44.1	17.1	45.7	16.1	22.6	23.5	0.0	29.0	0.0
	Flan-T5-XXL	90.9	72.7	62.8	68.6	44.7	39.5	37.0	32.0	63.6	42.4	61.8	64.7	54.3	57.1	41.9	38.7	35.9	32.9	58.1	51.6
8B	PaLM	54.5	27.3	30.2	32.6	34.2	39.5	22.0	23.0	21.2	15.2	26.5	26.5	28.6	28.6	32.3	25.8	25.9	22.9	9.7	19.4
	Flan-PaLM	63.6	54.5	68.6	59.3	39.5	36.8	25.0	29.0	57.6	33.3	61.8	61.8	45.7	45.7	35.5	45.2	32.4	27.6	51.6	35.5
62B	PaLM	100.0	100.0	68.6	70.9	63.2	57.9	31.0	41.0	72.7	60.6	61.8	61.8	51.4	57.1	45.2	29.0	40.0	26.5	64.5	58.1
	Flan-PaLM	90.9	90.9	81.4	76.7	65.8	60.5	22.0	38.0	72.7	60.6	67.6	67.6	51.4	57.1	35.5	32.3	45.3	32.4	61.3	71.0
540B	PaLM	100.0	100.0	75.6	86.0	73.7	57.9	53.0	55.0	69.7	57.6	85.3	76.5	74.3	68.6	51.6	51.6	53.5	41.8	83.9	64.5
	Flan-PaLM	90.9	100.0	83.7	84.9	76.3	71.1	54.0	71.0	87.9	75.8	79.4	79.4	82.9	77.1	64.5	61.3	60.6	54.7	90.3	77.4
250M	Switch _{BASE}	45.5	18.2	25.6	17.4	7.9	2.6	24.0	5.0	30.3	27.3	29.4	8.8	11.4	28.6	19.4	0.0	24.1	0.0	35.5	0.0
	FLAN-Switch _{BASE}	36.4	45.5	41.9	47.7	36.8	34.2	32.0	33.0	48.5	27.3	38.2	29.4	40.0	31.4	19.4	32.3	26.5	17.1	29.0	38.7
780M	Switch _{LARGE}	0.0	9.1	27.9	24.4	26.3	21.1	22.0	20.0	21.2	21.2	29.4	11.8	48.6	22.9	32.3	32.3	27.6	4.1	16.1	19.4
	FLAN-Switch _{LARGE}	54.5	54.5	53.5	59.3	47.4	28.9	24.0	23.0	60.6	30.3	41.2	35.3	42.9	60.0	38.7	25.8	36.5	25.3	51.6	38.7
11B	Switch _{XXL}	36.4	27.3	22.1	26.7	18.4	0.0	21.0	24.0	15.2	15.2	35.3	38.2	20.0	25.7	32.3	29.0	25.3	22.9	19.4	25.8
	FLAN-Switch _{XXL}	90.9	100.0	70.9	67.4	63.2	50.0	27.0	25.0	66.7	60.6	61.8	58.8	57.1	54.3	41.9	41.9	48.8	38.2	41.9	35.5
80M	FLAN-GS _{SMALL}	36.4	27.3	32.6	25.6	42.1	50.0	29.0	25.0	45.5	54.5	20.6	23.5	34.3	28.6	29.0	35.5	31.2	22.4	22.6	12.9
250M	FLAN-GS _{BASE}	54.5	63.6	46.5	46.5	44.7	39.5	27.0	25.0	45.5	30.3	38.2	47.1	34.3	25.7	16.1	19.4	24.7	24.7	45.2	25.8
780M	FLAN-GS _{LARGE}	81.8	72.7	66.3	61.6	31.6	42.1	35.0	28.0	48.5	51.5	55.9	52.9	51.4	34.3	19.4	29.0	34.7	20.0	54.8	29.0
80M	FLAN-EC _{SMALL}	9.1	45.5	38.4	39.5	39.5	44.7	30.0	17.0	48.5	54.5	14.7	29.4	31.4	17.1	16.1	32.3	27.1	24.1	38.7	22.6
250M	FLAN-EC _{BASE}	45.5	54.5	52.3	53.5	36.8	28.9	24.0	17.0	48.5	36.4	41.2	41.2	48.6	34.3	29.0	22.6	31.2	20.0	41.9	25.8
780M	FLAN-EC _{LARGE}	63.6	72.7	67.4	65.1	36.8	39.5	25.0	23.0	57.6	42.4	47.1	47.1	51.4	45.7	29.0	35.5	32.9	25.9	41.9	38.7
3B	FLAN-EC _{XL}	90.4	56.4	68.1	60.7	52.1	31.4	24.5	25.7	66.2	32.3	55.4	35.5	59.5	61.4	35.0	27.8	43.6	26.2	41.4	40.6
250M	ST _{BASE}	27.3	0.0	26.7	20.9	15.8	0.0	23.0	0.0	24.2	12.1	29.4	5.9	17.1	5.7	35.5	6.5	23.5	1.2	19.4	29.0
	FLAN-ST _{BASE}	47.9	54.5	41.9	50.0	31.3	36.8	22.4	25.0	44.8	36.4	40.6	50.0	45.3	28.6	21.8	16.1	31.2	25.3	47.6	32.3
32B	ST _{32B}	18.2	0.0	27.9	36.0	36.8	2.6	29.0	0.0	24.2	36.4	14.7	11.8	14.3	25.7	25.8	9.7	24.7	7.1	22.6	3.2
	FLAN-ST _{32B}	90.9	90.9	84.9	82.6	65.8	52.6	31.0	32.0	81.8	75.8	70.6	58.8	71.4	60.0	54.8	45.2	53.5	48.2	74.2	67.7

Table 8: MMLU[50:57] individual task performance.

Model		MMLU															
		Professional Psychology		Public Relations		Security Studies		Sociology		US Foreign Policy		Virology		World Religions		Average	
		Direct	CoT	Direct	CoT	Direct	CoT	Direct	CoT	Direct	CoT	Direct	CoT	Direct	CoT	Direct	CoT
-	davinci	37.7	43.5	50.0	50.0	44.4	40.7	63.6	59.1	45.5	63.6	33.3	27.8	63.2	68.4	39.7	40.5
-	text-davinci-002	65.2	58.0	50.0	50.0	77.8	48.1	90.9	86.4	81.8	81.8	44.4	33.3	84.2	78.9	63.1	60.0
-	text-davinci-003	68.1	63.8	50.0	50.0	70.4	63.0	86.4	95.5	81.8	90.9	50.0	50.0	84.2	84.2	64.8	64.6
-	code-davinci-002	76.8	66.7	50.0	58.3	74.1	51.9	86.4	90.9	90.9	72.7	50.0	44.4	84.2	78.9	68.2	64.5
80M	T5-Small	20.3	4.3	33.3	16.7	18.5	0.0	22.7	0.0	27.3	9.1	27.8	5.6	21.1	15.8	26.7	5.6
	Flan-T5-Small	24.6	7.2	25.0	16.7	14.8	0.0	36.4	9.1	36.4	9.1	38.9	16.7	31.6	26.3	28.7	12.1
250M	T5-Base	21.7	13.0	41.7	16.7	37.0	7.4	18.2	4.5	18.2	18.2	33.3	11.1	21.1	21.1	25.7	14.5
	Flan-T5-Base	39.1	40.6	41.7	33.3	29.6	29.6	54.5	59.1	36.4	45.5	44.4	33.3	31.6	15.8	35.6	33.3
780M	T5-Large	18.8	23.2	25.0	16.7	14.8	0.0	18.2	22.7	18.2	18.2	33.3	27.8	31.6	26.3	25.1	15.0
	Flan-T5-Large	56.5	56.5	58.3	50.0	22.2	29.6	68.2	59.1	54.5	27.3	61.1	38.9	47.4	52.6	44.7	38.8
3B	T5-XL	24.6	20.3	33.3	41.7	29.6	7.4	40.9	27.3	27.3	27.3	16.7	27.8	47.4	31.6	25.7	14.5
	Flan-T5-XL	56.5	52.2	58.3	50.0	44.4	48.1	77.3	59.1	54.5	72.7	38.9	50.0	73.7	63.2	50.3	46.1
11B	T5-XXL	17.4	30.4	8.3	16.7	25.9	0.0	27.3	27.3	18.2	36.4	16.7	16.7	15.8	68.4	25.9	18.7
	Flan-T5-XXL	68.1	58.0	58.3	41.7	59.3	44.4	86.4	63.6	54.5	45.5	44.4	50.0	31.6	63.2	52.6	47.9
8B	PaLM	17.4	31.9	33.3	25.0	22.2	25.9	31.8	40.9	36.4	18.2	16.7	27.8	21.1	10.5	24.3	24.1
	Flan-PaLM	46.4	43.5	50.0	41.7	40.7	40.7	72.7	31.8	63.6	54.5	44.4	27.8	68.4	73.7	49.3	41.3
62B	PaLM	58.0	58.0	58.3	58.3	40.7	40.7	81.8	68.2	81.8	72.7	61.1	44.4	73.7	78.9	55.1	49.0
	Flan-PaLM	71.0	63.8	50.0	50.0	70.4	55.6	81.8	77.3	90.9	100.0	55.6	44.4	89.5	73.7	59.6	56.9
540B	PaLM	73.9	60.9	66.7	58.3	74.1	40.7	95.5	81.8	100.0	100.0	61.1	44.4	89.5	89.5	71.3	62.9
	Flan-PaLM	76.8	79.7	58.3	66.7	74.1	55.6	95.5	90.9	100.0	100.0	50.0	44.4	89.5	89.5	73.5	70.9
250M	Switch _{BASE}	34.8	13.0	16.7	16.7	25.9	0.0	27.3	13.6	18.2	18.2	22.2	5.6	36.8	26.3	28.3	13.6
	FLAN-Switch _{BASE}	42.0	39.1	50.0	50.0	18.5	22.2	68.2	72.7	63.6	45.5	44.4	33.3	42.1	52.6	38.0	34.1
780M	Switch _{LARGE}	23.2	17.4	33.3	16.7	33.3	22.2	22.7	31.8	18.2	18.2	33.3	11.1	15.8	26.3	24.0	23.1
	FLAN-Switch _{LARGE}	58.0	46.4	41.7	25.0	51.9	48.1	72.7	54.5	63.6	54.5	44.4	44.4	57.9	73.7	46.0	40.3
11B	Switch _{XXL}	26.1	17.4	16.7	25.0	29.6	3.7	22.7	18.2	18.2	18.2	27.8	16.7	26.3	15.8	24.6	15.1
	FLAN-Switch _{XXL}	65.2	62.3	50.0	50.0	66.7	55.6	90.9	63.6	81.8	90.9	55.6	44.4	84.2	78.9	55.6	50.1
80M	FLAN-GS _{SMALL}	31.9	26.1	58.3	33.3	37.0	44.4	54.5	54.5	36.4	45.5	44.4	38.9	31.6	31.6	32.5	26.8
250M	FLAN-GS _{BASE}	50.7	42.0	41.7	33.3	29.6	40.7	63.6	40.9	36.4	36.4	55.6	50.0	42.1	36.8	39.9	33.6
780M	FLAN-GS _{LARGE}	62.3	53.6	50.0	50.0	25.9	33.3	72.7	50.0	45.5	45.5	38.9	27.8	52.6	68.4	47.8	40.8
80M	FLAN-EC _{SMALL}	31.9	31.9	33.3	25.0	33.3	29.6	45.5	50.0	36.4	36.4	33.3	16.7	21.1	26.3	34.1	25.1
250M	FLAN-EC _{BASE}	52.2	39.1	33.3	25.0	40.7	25.9	54.5	36.4	54.5	36.4	50.0	44.4	63.2	36.8	42.7	33.0
780M	FLAN-EC _{LARGE}	52.2	52.2	50.0	58.3	40.7	25.9	77.3	68.2	63.6	54.5	55.6	55.6	73.7	68.4	48.3	43.4
3B	FLAN-EC _{XL}	61.8	47.6	49.5	24.9	51.4	47.9	85.9	55.5	81.3	56.2	49.5	43.4	67.9	74.9	52.1	41.4
250M	ST _{BASE}	26.1	15.9	16.7	16.7	29.6	3.7	31.8	31.8	27.3	0.0	33.3	27.8	15.8	31.6	25.2	17.7
	FLAN-ST _{BASE}	44.4	34.8	60.7	41.7	32.0	40.7	43.3	27.3	47.9	36.4	41.3	38.9	44.5	42.1	42.4	35.5
32B	ST _{32B}	34.8	11.6	8.3	33.3	25.9	18.5	27.3	4.5	18.2	27.3	16.7	16.7	26.3	26.3	25.5	15.0
	FLAN-ST _{32B}	72.5	63.8	50.0	58.3	70.4	55.6	90.9	86.4	100.0	100.0	44.4	44.4	84.2	84.2	65.4	63.0

A.2 BBSH

BBH refers to a subset of difficult tasks from BIG-Bench, handpicked by [48] in 2022, where the model proposed by [47] in the same year outperformed the average human rater. [48] mentions 23 tasks, two of which consist of three subtasks each. For ease of interpretation, we treat these subtasks as standalone tasks and calculate an unweighted average. We utilize the prompts provided in [48]’s study.

Table 9: BBH[:9] individual task performance.

Model		BBH																	
		Boolean Expressions		Causal Judgement		Date Understanding		Disambiguation QA		Dyck Languages		Formal Fallacies		Geometric Shapes		Hyperbaton		Logical Deduction Five Objects	
		Direct	CoT	Direct	CoT	Direct	CoT	Direct	CoT	Direct	CoT	Direct	CoT	Direct	CoT	Direct	CoT	Direct	CoT
-	davinci	54.0	69.2	57.8	48.1	37.6	52.4	40.0	40.8	28.0	0.0	47.2	52.8	10.4	10.8	49.6	47.6	24.4	34.4
-	text-davinci-002	90.0	87.6	57.8	56.1	55.6	81.6	66.4	70.8	42.0	32.0	52.4	58.4	35.2	56.0	67.2	72.4	31.6	51.2
-	text-davinci-003	90.0	90.8	63.6	63.6	58.8	82.0	68.4	66.8	14.8	40.0	58.0	55.2	36.8	60.4	60.8	53.2	44.0	58.0
-	code-davinci-002	88.4	92.8	63.6	54.0	63.6	87.2	67.2	76.0	46.8	56.8	52.4	50.4	32.0	54.4	60.4	66.4	32.4	54.8
80M	T5-Small	40.0	0.0	51.3	2.7	20.0	10.8	34.8	14.0	2.4	0.0	52.8	0.0	8.4	0.0	52.0	0.0	17.2	7.6
	Flan-T5-Small	54.0	39.6	48.1	42.8	22.4	20.4	31.2	2.0	0.0	0.0	53.2	46.8	8.8	4.0	65.2	13.2	22.0	19.2
250M	T5-Base	46.0	45.6	51.9	38.0	20.0	19.6	33.6	30.8	1.6	0.0	46.8	31.2	22.0	0.0	51.2	0.0	19.2	9.6
	Flan-T5-Base	48.4	46.4	52.4	47.1	18.0	20.4	54.8	44.8	7.6	0.0	53.2	49.2	0.4	12.8	67.6	58.8	27.2	22.0
780M	T5-Large	46.0	49.2	51.9	26.2	20.8	20.0	34.8	10.8	0.4	0.0	46.8	6.0	29.6	0.0	50.0	0.0	19.6	14.8
	Flan-T5-Large	64.0	58.0	56.1	20.9	24.4	26.8	67.6	61.2	0.8	0.0	22.8	39.6	0.8	8.0	72.4	56.0	47.6	22.4
3B	T5-XL	55.2	47.2	52.4	26.7	21.6	22.4	32.4	4.8	6.0	0.0	47.2	7.2	8.4	0.0	52.0	0.0	22.0	22.8
	Flan-T5-XL	52.4	56.0	62.0	56.1	46.8	48.8	70.0	70.4	0.0	0.0	56.4	48.0	15.2	4.4	55.6	56.8	54.0	32.4
11B	T5-XXL	49.6	65.2	52.4	1.6	35.2	54.0	35.2	0.0	2.0	0.0	52.4	0.0	15.6	0.0	55.6	0.0	18.0	37.2
	Flan-T5-XXL	56.8	60.8	60.4	53.5	69.6	53.6	71.2	71.2	0.8	0.4	55.6	46.4	14.0	24.8	71.6	53.2	55.6	46.4
8B	Flan-PaLM	48.8	52.8	60.4	54.0	10.8	28.8	58.0	55.6	20.8	0.0	52.0	50.8	15.6	4.0	65.6	36.8	25.2	22.4
62B	PaLM	69.2	70.8	59.4	54.5	39.2	58.8	52.8	54.0	19.2	3.2	53.2	54.0	34.4	9.6	48.4	72.8	24.8	26.0
	Flan-PaLM	66.8	73.6	64.2	62.6	42.8	54.4	69.2	39.2	13.2	0.0	55.6	49.2	18.0	13.2	74.4	59.2	54.0	42.8
540B	PaLM	83.2	80.0	61.0	59.4	53.6	79.2	60.8	67.6	28.4	28.0	53.6	51.2	37.6	0.0	70.8	90.4	39.6	49.2
	Flan-PaLM	86.0	83.2	65.2	63.1	58.0	74.0	76.8	69.6	29.2	23.6	62.4	52.8	40.0	43.6	67.6	88.8	54.4	52.4
250M	Switch _{BASE}	0.0	0.0	2.7	10.7	0.0	0.0	0.0	0.0	0.0	0.0	0.0	1.6	0.0	0.0	0.0	0.4	0.0	0.8
	FLAN-Switch _{BASE}	51.2	42.8	55.1	55.6	18.8	18.4	63.6	53.6	0.0	0.0	56.8	54.8	9.6	8.8	64.8	62.0	34.8	22.0
780M	Switch _{LARGE}	0.0	26.0	5.3	5.3	0.0	10.8	0.0	0.0	0.0	0.0	0.0	15.2	0.0	8.4	0.0	48.4	0.0	0.0
	FLAN-Switch _{LARGE}	54.0	22.0	56.7	50.8	25.2	24.0	67.2	59.2	0.8	0.0	54.8	43.6	11.6	3.6	56.8	30.0	47.2	28.0
11B	Switch _{XXL}	0.0	3.2	0.0	37.4	0.0	2.4	0.0	8.8	0.0	0.0	0.0	21.6	0.0	0.4	0.0	30.4	0.0	0.4
	FLAN-Switch _{XXL}	56.2	57.3	65.5	61.4	60.9	55.3	70.4	66.4	0.8	0.4	57.3	47.7	12.8	8.8	58.1	58.0	61.2	54.9
80M	FLAN-GS _{SMALL}	60.0	46.0	51.9	50.8	21.2	21.6	30.4	28.4	1.2	0.0	54.8	35.2	9.6	12.4	56.0	0.0	21.6	16.4
250M	FLAN-GS _{BASE}	48.0	34.0	53.5	51.9	27.6	11.2	65.2	26.0	0.0	0.0	53.2	51.6	9.6	18.4	59.6	1.2	35.6	20.4
780M	FLAN-GS _{LARGE}	46.8	41.2	53.5	50.8	5.6	37.2	68.8	66.0	2.0	0.0	51.2	12.4	19.2	12.8	54.0	50.8	47.6	28.4
80M	FLAN-EC _{SMALL}	59.6	39.2	49.7	53.5	21.6	17.2	34.0	36.4	1.2	0.0	54.4	45.6	9.6	0.4	58.0	0.4	20.4	23.2
250M	FLAN-EC _{BASE}	57.6	43.6	50.3	50.8	34.4	24.8	67.6	34.4	0.8	0.0	53.6	17.2	9.6	7.6	72.0	44.0	33.6	24.0
780M	FLAN-EC _{LARGE}	58.8	48.0	58.8	50.8	35.6	43.2	69.2	70.0	0.0	0.0	53.2	30.8	4.8	5.6	68.4	52.8	41.6	21.6
3B	FLAN-EC _{XL}	54.3	49.7	59.9	56.2	48.4	37.4	69.0	32.9	-1.3	0.4	53.0	50.0	9.9	4.0	61.2	40.1	50.4	38.9
250M	ST _{BASE}	0.0	9.2	0.0	35.8	0.0	14.4	0.0	0.8	0.0	0.0	0.0	52.8	0.0	0.0	0.0	0.4	0.0	18.8
	FLAN-ST _{BASE}	48.0	49.3	59.6	54.1	11.6	36.1	66.1	64.2	1.0	0.0	50.0	44.2	19.5	12.1	51.4	49.9	49.6	21.4
32B	ST _{32B}	0.0	0.0	0.0	0.0	0.0	32.8	0.0	0.4	0.0	0.0	0.0	0.0	0.0	1.2	0.0	0.4	0.0	6.4
	FLAN-ST _{32B}	63.6	67.6	67.9	65.8	66.4	62.0	70.8	74.8	15.2	0.0	58.8	42.0	22.8	5.2	60.0	54.4	64.0	49.6

Table 10: BBH[9:18] individual task performance.

		BBH																	
		Logical Deduction Seven Objects		Logical Deduction Three Objects		Movie Recommendation		Multistep Arithmetic		Navigate		Object Counting		Penguins in a Table		Reasoning about Colored Objects		Ruin Names	
Model		Direct	CoT	Direct	CoT	Direct	CoT	Direct	CoT	Direct	CoT	Direct	CoT	Direct	CoT	Direct	CoT	Direct	CoT
-	davinci	20.0	27.2	38.0	52.0	58.8	71.2	0.8	1.6	58.0	66.0	33.2	49.6	28.1	35.6	13.2	41.2	18.4	33.2
-	text-davinci-002	26.8	38.0	45.2	87.6	72.0	78.8	1.2	53.2	68.0	88.8	44.0	77.2	47.3	81.5	47.6	78.4	65.6	62.8
-	text-davinci-003	40.0	52.4	62.0	88.0	79.2	83.6	1.2	49.6	53.2	94.4	33.2	82.0	52.1	83.6	67.2	86.8	82.0	58.8
-	code-davinci-002	26.0	38.8	52.8	87.6	84.8	90.4	1.2	47.6	50.4	96.4	45.2	93.2	66.4	79.5	67.6	91.6	75.2	68.4
80M	T5-Small	13.2	5.2	31.6	14.0	26.0	14.8	0.0	0.0	55.2	40.0	10.0	0.0	21.9	19.2	16.0	11.2	22.4	1.6
	Flan-T5-Small	16.8	11.2	30.8	30.0	43.2	20.4	0.0	1.6	58.0	58.0	5.6	3.2	21.9	10.3	17.2	10.8	13.2	0.8
250M	T5-Base	14.8	2.4	29.6	22.4	27.6	0.4	0.4	0.0	48.0	42.0	8.8	0.0	21.9	19.2	15.6	12.4	28.0	2.4
	Flan-T5-Base	24.4	19.2	42.8	40.8	39.6	32.4	0.4	0.0	62.8	32.4	22.8	11.2	17.8	9.6	22.4	23.6	13.6	10.4
780M	T5-Large	13.2	8.0	32.4	26.0	24.8	23.2	0.4	0.0	42.0	42.0	9.6	6.4	21.9	23.3	10.4	14.8	27.6	0.4
	Flan-T5-Large	46.8	22.4	53.2	36.8	41.6	28.0	0.4	0.4	44.8	34.0	32.8	16.8	22.6	22.6	43.6	38.4	28.8	25.6
3B	T5-XL	13.6	15.2	35.2	35.6	25.2	23.6	0.8	0.8	42.0	38.0	6.4	25.2	21.2	25.3	12.8	14.8	26.0	0.8
	Flan-T5-XL	53.6	25.2	66.0	50.8	46.4	36.4	0.4	0.4	48.4	46.4	42.4	30.8	37.7	35.6	50.8	46.0	42.0	28.4
11B	T5-XXL	18.0	18.0	36.8	42.8	46.0	45.2	0.0	0.0	41.6	37.2	31.6	33.2	21.2	24.7	16.4	22.8	20.8	0.0
	Flan-T5-XXL	54.8	48.8	76.0	58.8	53.2	53.2	0.4	0.4	60.4	54.0	50.8	34.0	39.0	39.0	58.8	46.8	52.4	53.2
8B	PaLM	13.2	14.8	35.6	36.4	28.4	26.4	0.8	1.2	58.0	58.0	36.8	18.8	25.3	19.9	18.0	18.8	21.2	24.4
	Flan-PaLM	25.6	12.8	47.6	40.8	72.8	43.6	0.8	0.8	58.4	55.6	30.0	24.8	26.7	30.1	28.4	34.0	36.8	32.0
62B	PaLM	19.6	20.0	36.8	52.4	60.8	70.8	0.8	1.6	56.4	55.2	41.6	50.4	24.0	37.0	17.2	48.0	50.4	54.0
	Flan-PaLM	48.8	34.0	74.0	56.0	82.0	72.8	1.2	1.6	60.4	49.2	50.4	51.2	37.0	49.3	50.4	46.0	63.6	54.8
540B	PaLM	24.8	43.6	63.6	78.0	87.2	92.0	1.6	19.6	62.4	79.6	51.2	83.2	44.5	65.1	38.0	74.4	76.0	61.6
	Flan-PaLM	50.8	48.4	85.6	87.2	85.6	82.4	0.8	29.6	68.4	78.0	54.0	88.8	55.5	72.6	66.4	82.4	81.2	68.0
250M	Switch _{BASE}	0.0	0.4	0.0	1.2	0.0	3.6	0.4	0.0	0.0	0.0	0.0	0.0	0.0	0.0	0.0	6.4	0.0	0.0
	FLAN-Switch _{BASE}	38.4	23.2	47.2	41.6	41.6	33.2	0.0	0.0	59.2	54.0	30.8	18.4	34.9	19.9	36.8	24.8	12.4	10.4
780M	Switch _{LARGE}	0.0	0.0	0.0	0.0	0.0	0.0	0.0	0.4	0.0	0.0	0.4	0.0	0.0	17.8	0.0	4.0	0.0	0.4
	FLAN-Switch _{LARGE}	44.8	22.8	57.2	42.0	61.2	47.2	0.4	0.8	45.6	43.2	41.6	33.2	38.4	29.5	42.0	32.4	11.6	10.8
11B	Switch _{XXL}	0.0	0.0	0.0	4.0	0.0	1.2	0.4	0.0	0.0	0.0	0.0	1.6	0.0	6.8	0.0	2.0	0.0	2.0
	FLAN-Switch _{XXL}	61.1	46.9	80.6	70.6	58.5	54.1	1.5	0.4	58.4	58.2	47.2	40.3	47.6	44.2	62.8	55.7	66.4	50.4
80M	FLAN-GS _{SMALL}	16.8	12.4	33.6	34.4	42.8	13.2	0.0	0.4	62.4	40.0	20.0	9.2	13.0	15.8	25.6	19.2	9.2	6.4
250M	FLAN-GS _{BASE}	36.0	17.2	48.4	35.6	54.0	47.2	0.0	0.0	61.2	53.6	27.2	29.6	29.5	20.5	34.0	24.4	10.8	14.0
780M	FLAN-GS _{LARGE}	46.8	26.0	60.8	34.4	45.2	39.6	1.6	0.4	57.6	44.8	36.0	21.6	31.5	25.3	25.6	32.4	29.6	32.4
80M	FLAN-EC _{SMALL}	14.8	12.8	33.6	29.6	40.4	36.0	0.8	0.4	64.4	57.6	19.6	4.0	13.7	17.8	21.6	18.8	8.8	8.0
250M	FLAN-EC _{BASE}	35.2	24.0	50.8	34.8	24.8	34.0	0.4	0.4	62.0	50.4	32.8	24.8	31.5	26.0	33.2	26.0	18.0	15.2
780M	FLAN-EC _{LARGE}	50.0	22.8	57.2	30.0	50.8	45.2	0.0	0.8	58.8	59.6	38.4	31.2	33.6	27.4	34.4	39.6	20.0	26.4
3B	FLAN-EC _{XL}	53.4	48.6	60.8	56.5	48.6	38.4	66.7	35.1	0.0	0.4	53.6	49.2	11.0	4.5	61.4	40.3	53.0	37.9
250M	ST _{BASE}	0.0	13.2	0.0	28.8	0.0	4.0	0.0	1.6	0.0	42.0	0.0	6.4	0.0	15.8	0.0	6.4	0.0	0.8
	FLAN-ST _{BASE}	43.5	22.7	53.7	42.6	42.9	33.9	0.4	0.4	48.1	47.2	33.1	31.6	35.0	27.7	40.0	40.7	18.9	21.0
32B	ST _{32B}	0.0	1.6	0.0	20.8	0.0	0.4	0.4	0.4	0.0	0.0	0.4	3.2	0.0	0.0	0.0	10.4	0.0	0.0
	FLAN-ST _{32B}	62.4	44.8	90.8	79.6	69.6	66.0	0.8	0.4	63.2	48.0	52.4	49.6	61.6	55.5	78.0	72.0	72.8	64.4

Table 11: BBH[18:27] individual task performance.

Model		BBH																			
		Salient Translation Error Detection		Snarks		Sports Understanding		Temporal Sequences		Tracking Shuffled Objects (5)		Tracking Shuffled Objects (7)		Tracking Shuffled Objects (3)		Web of Lies		Word Sorting		Average	
		Direct	CoT	Direct	CoT	Direct	CoT	Direct	CoT	Direct	CoT	Direct	CoT	Direct	CoT	Direct	CoT	Direct	CoT	Direct	CoT
-	davinci	22.4	5.2	52.2	47.8	54.4	94.0	22.8	22.4	32.0	18.0	13.6	14.8	33.6	32.0	48.8	59.2	11.2	6.0	33.6	38.3
-	text-davinci-002	61.6	62.4	65.2	60.7	71.6	92.0	33.6	67.2	23.2	60.8	17.2	59.6	34.8	62.8	51.6	92.0	36.8	44.4	48.6	67.2
-	text-davinci-003	68.0	60.8	67.4	74.2	72.4	96.0	37.6	58.0	18.0	80.8	16.0	81.2	30.4	68.4	53.2	100.0	45.6	41.6	50.9	70.7
-	code-davinci-002	62.0	60.8	61.2	59.6	72.8	97.6	77.6	96.8	20.4	89.6	14.4	85.6	37.6	78.4	51.6	95.2	50.4	40.4	52.8	73.7
80M	T5-Small	12.0	0.0	46.1	15.2	46.4	35.6	28.4	1.6	20.8	0.0	15.2	0.0	32.8	0.0	51.2	0.0	0.4	0.0	27.0	7.2
	Flan-T5-Small	22.4	15.2	46.6	9.6	54.8	54.0	28.4	17.2	22.4	15.2	14.0	8.8	30.8	25.6	53.6	36.8	2.0	1.2	29.1	19.2
250M	T5-Base	22.0	0.8	46.1	5.1	46.4	38.4	28.4	28.4	20.4	5.6	15.2	5.6	31.6	9.6	51.6	22.4	0.8	3.2	27.8	14.6
	Flan-T5-Base	11.6	18.0	42.7	46.1	52.8	46.4	18.4	20.4	16.8	19.2	10.4	11.2	33.2	32.0	52.4	47.2	4.0	2.0	30.3	26.8
780M	T5-Large	22.4	0.0	46.1	14.6	46.8	48.4	28.0	28.4	22.0	16.4	15.2	9.2	32.0	22.8	49.2	22.8	3.2	0.0	27.7	16.1
	Flan-T5-Large	41.6	25.6	57.9	52.8	52.0	45.2	8.4	23.2	12.4	11.2	8.4	10.4	33.6	31.6	51.2	48.4	0.8	2.4	34.7	28.5
3B	T5-XL	22.8	6.8	47.2	30.3	50.8	44.8	28.4	22.8	15.2	14.8	12.4	12.0	32.4	31.2	48.8	43.2	2.4	2.4	27.4	19.2
	Flan-T5-XL	34.4	30.4	72.5	75.8	51.2	55.6	22.8	31.2	12.4	15.6	8.4	10.0	29.2	29.6	49.6	46.8	4.8	0.0	40.2	35.9
11B	T5-XXL	15.2	0.0	53.9	25.3	47.2	60.0	19.2	17.2	18.4	1.6	10.0	0.0	33.2	30.0	48.8	4.4	3.2	2.0	29.5	19.3
	Flan-T5-XXL	46.4	50.0	74.7	76.4	64.4	66.0	25.6	21.2	18.0	12.0	9.6	16.8	28.8	24.8	54.0	53.2	7.2	4.4	45.6	41.6
8B	PaLM	21.6	12.0	53.9	51.1	54.0	76.8	25.6	28.8	20.4	19.6	12.8	10.8	32.0	31.6	51.2	48.8	4.4	4.4	30.8	30.1
	Flan-PaLM	23.2	0.8	69.1	59.6	64.4	69.6	15.6	24.0	17.2	11.2	16.8	13.6	33.2	32.0	52.0	49.2	6.0	1.2	36.4	31.1
62B	PaLM	28.0	21.6	52.8	48.3	78.4	95.6	21.2	26.4	19.6	18.8	13.6	13.6	30.4	36.4	48.8	80.8	7.6	8.4	37.4	42.3
	Flan-PaLM	45.2	40.4	83.1	78.1	79.2	81.2	30.8	36.0	21.2	18.0	15.2	18.0	22.0	29.6	48.4	92.0	11.2	10.0	47.5	44.9
540B	PaLM	48.8	54.0	78.1	61.8	80.4	98.0	39.6	78.8	16.8	57.6	13.6	42.4	28.4	58.8	51.2	100.0	32.0	21.6	49.1	62.0
	Flan-PaLM	53.2	51.6	85.4	76.4	83.2	87.2	81.6	91.6	24.4	50.8	21.6	38.0	32.4	71.6	62.4	100.0	32.0	33.2	57.9	66.3
250M	Switch _{BASE}	0.0	0.0	0.0	0.0	0.0	0.0	0.0	13.6	0.0	0.0	0.0	0.0	0.0	0.0	0.0	0.0	0.0	0.0	0.1	1.4
	FLAN-Switch _{BASE}	27.2	25.6	39.3	39.9	53.2	54.4	10.4	15.6	11.6	13.2	14.4	14.4	32.0	33.6	49.6	53.2	2.4	1.2	33.2	29.4
780M	Switch _{LARGE}	0.0	0.4	0.0	45.5	0.0	0.0	0.0	6.4	0.0	0.0	0.0	0.0	0.0	0.0	0.0	4.0	0.0	0.0	0.2	7.2
	FLAN-Switch _{LARGE}	27.6	8.8	52.8	52.8	57.2	54.4	18.4	14.8	12.4	12.8	8.4	10.8	33.6	30.4	51.2	48.0	4.0	0.4	36.4	28.0
11B	Switch _{XXL}	0.0	6.8	0.0	0.0	0.0	12.0	0.0	0.0	0.0	0.0	0.0	0.0	0.0	0.0	0.0	39.6	0.0	0.0	0.0	6.7
	FLAN-Switch _{XXL}	51.7	41.1	81.1	74.3	68.8	74.3	40.0	36.4	19.5	18.0	21.0	14.0	20.8	25.7	50.3	49.7	8.3	4.7	47.9	43.4
80M	FLAN-GS _{SMALL}	20.8	0.0	46.6	37.1	54.0	52.8	22.4	22.4	23.6	18.0	12.4	8.8	34.4	32.0	51.6	32.0	2.4	0.0	29.6	20.9
250M	FLAN-GS _{BASE}	23.2	0.0	47.8	35.4	56.4	52.8	22.8	19.2	12.4	15.6	8.4	10.8	32.4	34.8	50.0	52.8	3.6	0.4	33.7	25.1
780M	FLAN-GS _{LARGE}	16.8	14.8	61.8	53.9	59.2	55.2	12.4	20.8	12.4	5.6	8.4	5.6	34.0	19.2	52.4	56.0	3.2	1.6	35.0	29.2
3B	FLAN-EC _{XL}	38.6	21.2	64.0	53.7	63.2	59.2	16.6	22.4	13.2	17.0	8.6	8.6	26.8	28.1	50.8	48.8	6.8	2.3	40.3	33.2
250M	ST _{BASE}	0.0	10.8	0.0	44.4	0.0	47.2	0.0	2.0	0.0	0.0	0.0	0.0	0.0	0.0	0.0	21.2	0.0	0.0	0.0	14.0
	FLAN-ST _{BASE}	13.3	11.6	61.0	58.1	56.0	52.2	18.4	20.2	12.2	12.3	7.9	12.2	33.9	34.5	52.5	48.6	3.3	2.2	34.7	26.6
32B	ST _{32B}	0.0	10.4	0.0	0.0	0.0	0.0	0.0	0.4	0.0	18.0	0.0	9.2	0.0	32.8	0.0	0.0	0.0	0.0	0.0	5.5
	FLAN-ST _{32B}	57.6	52.8	88.2	86.0	73.2	75.6	75.6	44.8	27.2	18.4	28.0	19.6	21.6	28.0	40.4	48.8	15.6	4.8	54.4	47.4

A.3 Reasoning

The four reasoning tasks are held-in, which means we perform instruction finetuning on the training set while evaluating on the “validation” set in a few-shot way. The detailed performance is presented here.

Table 12: Reasoning[:4] individual task performance.

Model		Reasoning				
		GSM8K	ASDIV	StrategyQA	SVAMP	Average
		CoT	CoT	CoT	CoT	CoT
80M	T5-Small	1.1	1.7	37.1	1.3	10.3
	Flan-T5-Small	2.1	2.8	53.2	2.1	15.0
250M	T5-Base	2.0	1.8	52.8	2.0	14.7
	Flan-T5-Base	3.9	4.9	53.3	3.5	16.4
780M	T5-Large	1.6	2.0	42.8	1.0	11.9
	Flan-T5-Large	8.6	14.5	54.2	11.6	22.2
3B	T5-XL	2.7	5.2	45.9	2.9	14.2
	Flan-T5-XL	16.9	28.2	64.6	25.9	33.9
11B	T5-XXL	2.5	15.0	55.0	12.9	21.4
	Flan-T5-XXL	26.7	47.4	69.9	41.4	46.3
8B	Flan-PaLM	21.4	37.5	65.5	23.1	36.9
62B	Flan-PaLM	47.5	64.5	76.4	50.2	47.7
540B	Flan-PaLM	73.0	77.7	83.0	72.2	76.5
250M	Switch _{BASE}	0.6	1.0	17.5	1.5	5.2
	FLAN-Switch _{BASE}	6.4	8.4	53.3	6.3	18.6
780M	Switch _{LARGE}	1.9	2.4	43.2	2.0	12.4
	FLAN-Switch _{LARGE}	12.7	19.0	56.3	13.0	25.3
11B	Switch _{XXL}	0.2	0.4	36.2	0.1	9.2
	FLAN-Switch _{XXL}	27.0	47.8	70.1	41.7	46.6
80M	FLAN-GS _{SMALL}	3.7	5.0	53.3	3.3	16.1
250M	FLAN-GS _{BASE}	11.1	13.9	53.7	9.9	22.2
780M	FLAN-GS _{LARGE}	16.7	22.2	54.6	17.0	27.6
80M	FLAN-EC _{SMALL}	5.2	5.6	53.3	5.4	16.6
250M	FLAN-EC _{BASE}	10.7	13.7	53.3	10.5	22.0
780M	FLAN-EC _{LARGE}	15.9	25.7	65.5	21.7	32.2
3B	FLAN-EC _{XL}	21.3	33.6	67.2	30.3	38.1
250M	ST _{BASE}	2.0	1.9	45.0	1.3	12.6
	FLAN-ST _{BASE}	11.2	11.1	59.8	8.0	22.5
	ST _{32B}	2.7	18.4	1.7	16.2	9.8
	FLAN-ST _{32B}	51.1	65.3	80.8	68.1	66.3

Table 13: QA[:5] individual task performance.

Model		QA				
		UnifiedQA Elementary Science	ARC easy	ARC challenge	BoolQ	Average
		Direct	Direct	Direct	Direct	Direct
80M	Flan-T5-Small	27.6	40.4	31.9	63.7	40.9
250M	Flan-T5-Base	34.1	46.1	38.7	76.2	48.8
780M	Flan-T5-Large	43.9	76.3	53.2	84.0	64.4
3B	Flan-T5-XL	53.7	88.4	66.2	88.0	74.1
11B	Flan-T5-XXL	63.4	94.2	74.6	89.3	80.4
8B	Flan-PaLM	72.4	83.4	61.7	83.0	75.1
62B	Flan-PaLM	85.4	92.0	77.3	86.3	85.3
540B	Flan-PaLM	92.7	95.2	88.7	83.0	89.9
250M	FLAN-Switch _{BASE}	48.1	61.4	43.2	79.3	58.0
780M	FLAN-Switch _{LARGE}	50.3	70.3	61.7	83.8	66.5
11B	FLAN-Switch _{XXL}	60.2	73.7	91.7	89.7	78.8
80M	FLAN-GS _{SMALL}	39.0	48.5	36.0	72.0	48.9
250M	FLAN-GS _{BASE}	43.9	59.3	45.9	82.5	57.9
780M	FLAN-GS _{LARGE}	53.7	69.4	66.7	88.2	69.5
80M	FLAN-EC _{SMALL}	37.4	61.4	50.0	83.4	58.1
250M	FLAN-EC _{BASE}	51.2	61.4	50.0	83.4	61.5
780M	FLAN-EC _{LARGE}	59.3	71.8	71.3	90.1	73.1
3B	FLAN-EC _{XL}	60.1	71.8	75.3	90.1	74.3
250M	FLAN-ST _{BASE}	47.2	58.3	57.7	82.6	61.5
32B	ST _{32B}	31.7	25.8	30.1	40.6	32.1
	FLAN-ST _{32B}	69.9	99.2	90.8	92.1	88.0

A.4 QA

We perform evaluation on four held-out QA tasks and the results are summarized in this section.