

Effect of nuclear structure on particle production in relativistic heavy-ion collisions using the AMPT model

P. Sinha¹, V. Bairathi², K. Gopal¹, C. Jena¹, and S. Kabana²

¹ Department of Physics, Indian Institute of Science Education and Research (IISER) Tirupati, Tirupati 517507, Andhra Pradesh, India

² Instituto de Alta Investigación, Universidad de Tarapacá, Casilla 7D Arica 1000000, Chile

Received: date / Revised version: date

Abstract. We report first study of transverse momentum (p_T) spectra for π^\pm , K^\pm , p , and \bar{p} in isobar, $^{96}_{44}\text{Ru}+^{96}_{44}\text{Ru}$ and $^{96}_{40}\text{Zr}+^{96}_{40}\text{Zr}$, collisions at $\sqrt{s_{NN}} = 200$ GeV using a multi-phase transport (AMPT) model. Particle yields (dN/dy), average transverse momenta ($\langle p_T \rangle$), and particle ratios are reported in various collision systems with different parameterizations of the Woods-Saxon (WS) distribution. We observed a maximum difference of 5% in the particle yields in peripheral collisions when we included a quadrupole and octupole deformation and a nuclear size difference between the isobars. The π^-/π^+ ratio is smaller in Ru+Ru collisions compared to Zr+Zr collisions indicating an effect of isospin due to difference in number of protons and neutrons between the two nuclei. The K^-/K^+ ratio is same in both the systems indicating the dominance of the pair production mechanism in the kaon production. The \bar{p}/p ratio is further smaller in Ru+Ru collisions than Zr+Zr collisions, indicating the effect of baryon stopping in addition to the isospin effect. A system size dependence is observed in dN/dy and $\langle p_T \rangle$ when we compare the results from isobar collisions with Au+Au and U+U collisions.

PACS. PACS-key describing text of that key – PACS-key describing text of that key

Send offprint requests to: Vipul Bairathi

Correspondence to: vipul.bairathi@gmail.com

1 Introduction

The theoretical predictions from quantum chromodynamics (QCD) suggest a transition at sufficiently high temperature and energy density from hadron gas to a deconfined state of quarks and gluons called quark-gluon plasma (QGP) [1, 2, 3]. Many experimental evidences of a medium dominated by the partonic degrees of freedom have been reported, which motivates the study of the QGP [4, 5, 6, 7, 8, 9, 10]. Bulk observables like collective flow and transverse momentum spectra of produced particles are important probes of the QGP medium. Transverse momentum spectra show the expansion rate of the QGP medium, which is coherently linked to the initial density of the colliding system. Various nuclei like Cu, Au, Pb, and U with different shapes and deformation have collided in multiple high-energy colliders to investigate the QGP medium. These collisions can be used to characterize the nuclear structure using bulk observables.

In the year 2018, isobar collisions of $^{96}_{44}\text{Ru}+^{96}_{44}\text{Ru}$ and $^{96}_{40}\text{Zr}+^{96}_{40}\text{Zr}$ have been performed at Relativistic Heavy-Ion Collider (RHIC). The two isobars have the same atomic mass number but different numbers of protons and neutrons. It is suggested that Ru nuclei have quadrupole deformation while the Zr nuclei have octupole deformation [11, 12]. A detailed study of the nuclear structures can be possible using the available high statistics data from the experiments. Recent results from the STAR experiment in isobar collisions at $\sqrt{s_{\text{NN}}} = 200$ GeV showed a deviation in the v_2 and v_3 ratios between the two isobars which are attributed to the nuclear density and deformation [13]. Many studies using the AMPT model with different WS parameterization for isobars have also demonstrated the effects of deformation and neutron thickness on the v_2 , v_3 , $\langle p_T \rangle$ and their correlations [11, 14, 15, 16, 17, 18, 19, 20, 21]. There have been studies using density functional theory (DFT) to demonstrate the effects of deformation in isobar collisions [22, 23]. A recent study has also demonstrated the isobar collisions as the ideal test for the baryon junction hypothesis [24].

In this paper, we report first study of p_T -spectra for identified particles (π^\pm , K^\pm , p , and \bar{p}) at mid-rapidity ($|y| < 0.5$) in isobar collisions (Ru+Ru and Zr+Zr) at $\sqrt{s_{\text{NN}}} = 200$ GeV using the AMPT model. We have varied WS parameters to generate different sets of events for isobar collisions and studied effects on the p_T -spectra, dN/dy , $\langle p_T \rangle$, and particle ratios. The choice of the WS parameters is motivated by the previous studies done in the AMPT model [11, 14, 15, 16, 17, 25]. Additionally, we also studied U+U and Au+Au collisions at $\sqrt{s_{\text{NN}}} = 200$ GeV using the AMPT model in order to understand the system size evolution of particle production.

The paper is organized in the following order. Section 2 describes the AMPT model in brief and various parameterizations of the Woods-Saxon distribution. The section also involves the analysis details. In section 3, we present the results on the identified hadron p_T -spectra, integrated yield, average transverse momentum, and particle ratios in isobar collisions at $\sqrt{s_{\text{NN}}} = 200$ GeV. We present the ratio of the observables between the two isobar systems for various cases of WS parameterization. We also present results from Au+Au and U+U collisions and compare them

with the isobar collisions to investigate system size evolution. In section 4, we summarize and discuss the results presented in this paper.

2 Modeling nuclear structure in AMPT model

2.1 AMPT model

AMPT is a hybrid monte carlo event generator extensively used to study relativistic heavy-ion collisions [26]. It has four main components, which include the HIJING [27] model for the initial condition and Zhang's parton cascade (ZPC) [28] for the evolution of the partonic stage. Quark coalescence and Lund string fragmentation models are used to produce hadrons. ART [29] model is used for the final state hadronic interactions. We have used AMPT string melting model version 2.26t9 with a partonic cross-section of 3 mb to simulate the collision events. The nucleon distribution of nuclei in AMPT is modeled using the WS function defined as follows,

$$\rho(r, \theta) = \frac{\rho_0}{1 + e^{\{r - R(\theta, \phi)\}/a}}, \quad (1)$$

where ρ_0 is the normal nuclear density, r is the distance from the centre of the nucleus, a is the surface diffuseness parameter, and $R(\theta, \phi)$ is the parameter characterizing the deformation of the nucleus,

$$R(\theta, \phi) = R_0[1 + \beta_2 Y_{2,0}(\theta, \phi) + \beta_3 Y_{3,0}(\theta, \phi)]. \quad (2)$$

R_0 represents the radius parameter, β_2 and β_3 are the quadrupole and octupole deformities, and $Y_{l,m}(\theta, \phi)$ are the spherical harmonics. We studied three different cases of WS parameters for Ru+Ru and Zr+Zr collisions at $\sqrt{s_{NN}} = 200$ GeV, as shown in Table 1 [25]. The first case considered is without deformation and has the same values of a and R_0 for both nuclei (Case-1). In the second case, we consider different values of a and R_0 (Case-2). In the third case, we also modified the deformation parameters, β_2 and β_3 , along with the radius and surface diffuseness parameter (Case-3). We have also studied two deformation cases for the U nuclei, as shown in Table 2 [26,30]. A total of nine million minimum bias events for Ru+Ru and Zr+Zr collisions at $\sqrt{s_{NN}} = 200$ GeV have been analyzed for each of the three cases. Nearly two million minimum bias events have been studied for Au+Au and U+U collisions at $\sqrt{s_{NN}} = 200$ GeV.

2.2 Analysis details

We have calculated p_T -spectra of identified hadrons using the AMPT model. The study is carried out in various centrality classes. The centrality of an event is based on the total multiplicity of charged hadrons produced in the

Table 1. Various deformation configurations for the Ru and Zr nuclei in the AMPT model.

| | Ru | | | Zr | | |
|-----------|--------|--------|--------|--------|--------|--------|
| Parameter | Case-1 | Case-2 | Case-3 | Case-1 | Case-2 | Case-3 |
| R_0 | 5.096 | 5.067 | 5.090 | 5.096 | 4.965 | 5.090 |
| a | 0.540 | 0.500 | 0.460 | 0.540 | 0.556 | 0.520 |
| β_2 | 0 | 0 | 0.162 | 0 | 0 | 0.160 |
| β_3 | 0 | 0 | 0 | 0 | 0 | 0.200 |

Table 2. Various deformation configurations for the U and Au nuclei in the AMPT model.

| | U | | Au |
|-----------|--------|--------|-------|
| Parameter | Case-1 | Case-2 | |
| R_0 | 7.115 | 6.810 | 6.380 |
| a | 0.540 | 0.550 | 0.535 |
| β_2 | 0 | 0.280 | 0 |
| β_3 | 0 | 0 | 0 |

pseudorapidity range $|\eta| < 0.5$. The left panel of Fig. 1 shows reference multiplicity distribution in Ru+Ru collisions at $\sqrt{s_{\text{NN}}} = 200$ GeV. Various centrality classes 0-10%, 10-20%, 20-40%, 40-60%, and 60-80% are shown in alternative grey and white bands. Similar centrality selection criteria based on multiplicity in $|\eta| < 0.5$ is used for all the other data set. A comparison of the charged hadron multiplicity (N_{ch}) distribution for various collision systems is shown in the right panel of Fig. 1. Larger multiplicity values are observed in U+U collisions, owing to the highest number of nucleons among all the nuclei studied. We compute the ratio of multiplicity between the two isobar systems. The left panel of Fig. 2 shows the multiplicity ratio between Ru+Ru and Zr+Zr collisions for the three cases of WS parameters from the AMPT model and compared with the STAR experimental data [13]. The multiplicity ratio obtained from case-1 is around unity and does not agree with the experimental data. The ratio in case-3 deviates from the experimental data at higher multiplicity ($N_{\text{ch}} > 250$). For the charged hadron multiplicity, the case-2 data set of the AMPT model seems to describe the STAR experimental data better. Elliptic flow, which primarily arises due to the initial spatial anisotropy of the overlap region in heavy-ion collisions, is also studied for the three configurations of WS parameters of the isobar nuclei and compared with the results from the STAR experiment [13]. The p_{T} -integrated elliptic flow

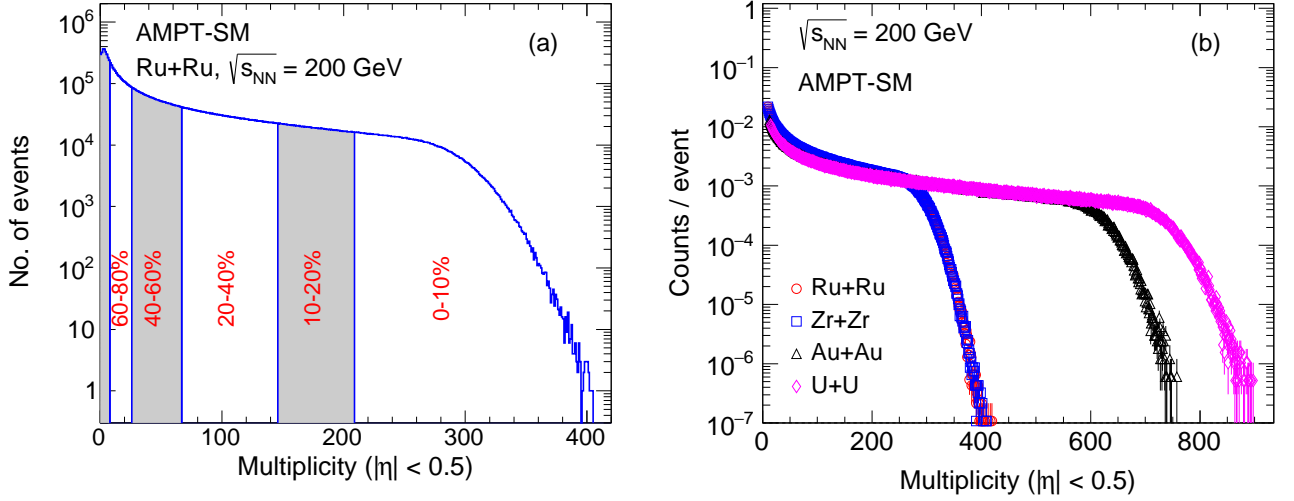


Fig. 1. (Color online) (a) Multiplicity distribution in $|\eta| < 0.5$ for Ru+Ru collisions at $\sqrt{s_{NN}} = 200$ GeV. Different centrality classes from 0-10% to 60-80% are shown in alternate grey and white bands. (b) Multiplicity distributions in $|\eta| < 0.5$ for Ru+Ru, Zr+Zr, Au+Au and U+U collisions at $\sqrt{s_{NN}} = 200$ GeV.

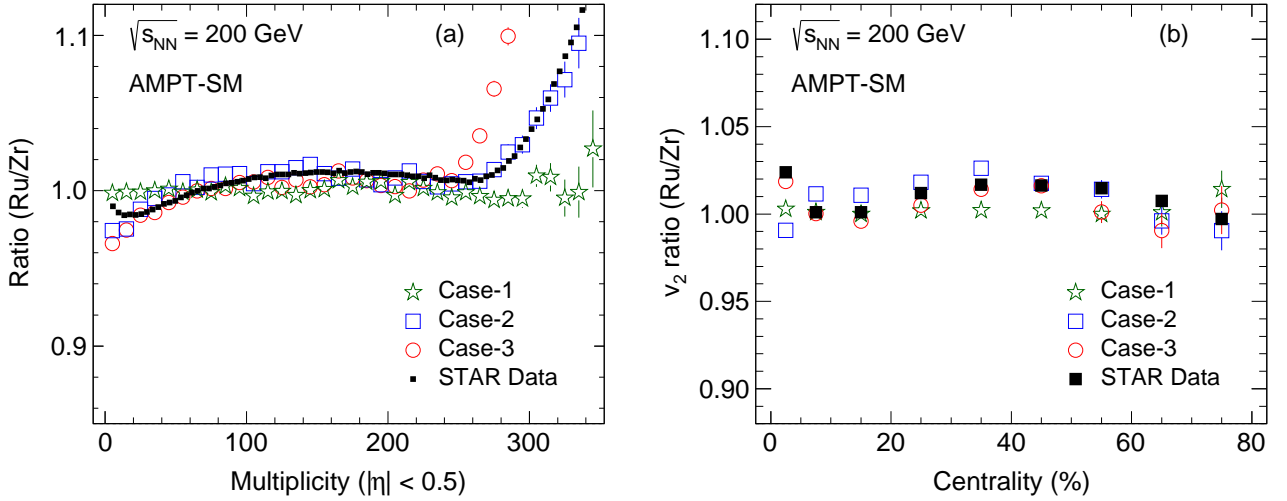


Fig. 2. (Color online) (a) Multiplicity ratio (b) v_2 ratio between Ru+Ru and Zr+Zr collisions at $\sqrt{s_{NN}} = 200$ GeV for three different WS parameterization compared with the STAR data [13].

of charged hadrons is evaluated using the equation $v_2 = \langle \cos(2\phi - 2\Psi_2) \rangle$, where Ψ_2 is the second order event plane angle [31]. The ratio of p_T -integrated v_2 between Ru+Ru and Zr+Zr collisions at $\sqrt{s_{NN}} = 200$ GeV for charged hadrons as a function of centrality for different cases are shown in the right panel of Fig. 2 and compared with the STAR data. The v_2 ratio from case-1 is close to unity and deviates from the experimental data. Case-2 is in good agreement with the STAR data in peripheral collisions. Case-3 describes the experimental data better for all centrality classes within the statistical uncertainties.

We calculate p_T -spectra for π^\pm , K^\pm , p , and \bar{p} at mid-rapidity in various centrality classes in different collision systems at $\sqrt{s_{NN}} = 200$ GeV. We compute dN/dy and $\langle p_T \rangle$ for identified hadrons by integrating p_T -spectra over measured p_T range for each centrality class. The magnitude and trend of $\langle p_T \rangle$ do not change significantly if we integrate over a larger p_T range. We report ratios of dN/dy and $\langle p_T \rangle$ between different systems with various deformation parameters to observe the effect of nuclear structure on particle production in relativistic heavy-ion collisions.

3 Results

In this section, we present results on transverse momentum spectra of identified hadrons (π^\pm , K^\pm , p , and \bar{p}) at mid-rapidity ($|y| < 0.5$) in isobar (Ru+Ru and Zr+Zr), Au+Au and U+U collisions at $\sqrt{s_{NN}} = 200$ GeV using the AMPT model. Particle yield and average transverse momentum extracted from the p_T -spectra are also presented. Ratios of these quantities among the systems are discussed to investigate the dependence of nuclear structure and system size on particle production in heavy-ion collisions.

3.1 Transverse momentum (p_T) spectra

Transverse momentum spectra of π^+ , K^+ , and p at mid-rapidity ($|y| < 0.5$) in Ru+Ru and Zr+Zr collisions at $\sqrt{s_{NN}} = 200$ GeV for three cases of WS parameterization are shown in Fig. 3. We have calculated p_T -spectra in five different centrality classes from 0-10% to 60-80%. We observed a clear centrality dependence in the p_T -spectra of all the particle species. The slopes of the p_T -spectra get flattened as centrality changes from peripheral to central, indicating the effect of stronger radial flow in central collisions. The slope of p_T -spectra for protons is much flatter than the p_T -spectra of pions and kaons, which is also consistent with an increase in radial flow with increasing particle mass. These observations are similar in all three cases of WS parameterization of isobar collisions.

We also show the identified hadron p_T -spectra for two cases of WS parameterization as mentioned in Table 2 to study the effect of nuclear structure in Uranium nuclei. Figure 4 shows the p_T -spectra in collisions of non-deformed and deformed U nuclei at $\sqrt{s_{NN}} = 200$ GeV. Figure 4 also shows the p_T -spectra of identified hadrons in Au+Au collisions at $\sqrt{s_{NN}} = 200$ GeV. We observe a similar centrality dependence in Au+Au and U+U collisions as in the case of isobar collisions. The radial flow effect on the slope of p_T -spectra are also observed in Au+Au and U+U collisions.

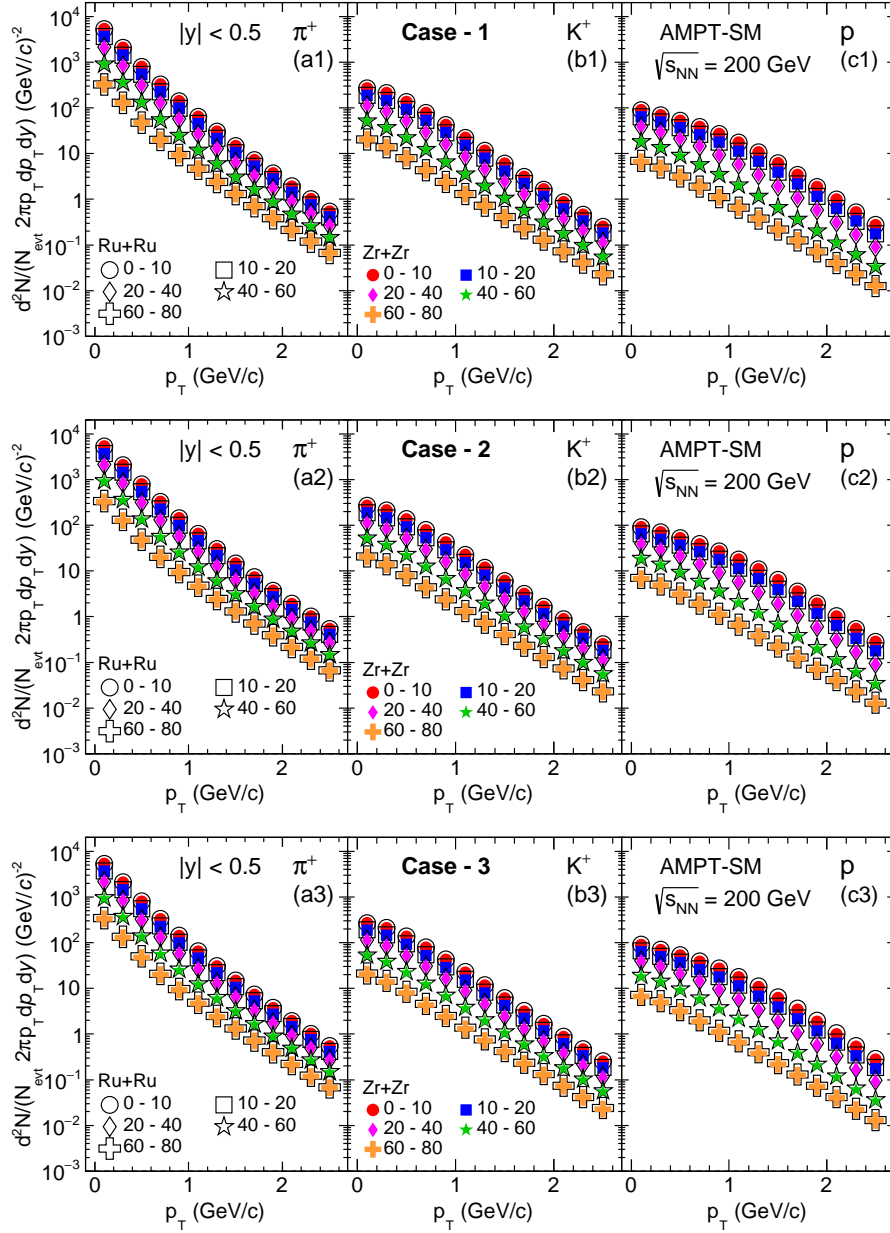


Fig. 3. (Color online) p_T -spectra for π^+ , K^+ , and p at mid-rapidity in Ru+Ru and Zr+Zr collisions at $\sqrt{s_{NN}} = 200$ GeV with three different cases of WS parameterization.

3.2 Particle yield and average transverse momentum

The p_T -integrated yield (dN/dy) of pions, kaons, and (anti-)protons at mid-rapidity ($|y| < 0.5$) as a function of the average number of participating nucleons ($\langle N_{part} \rangle$) in Ru+Ru and Zr+Zr collisions at $\sqrt{s_{NN}} = 200$ GeV from the AMPT model for three cases of WS parameters is shown in Fig. 5. dN/dy increases from peripheral to central collisions for all the particles studied. The three WS parameterizations have similar increasing trends with $\langle N_{part} \rangle$.

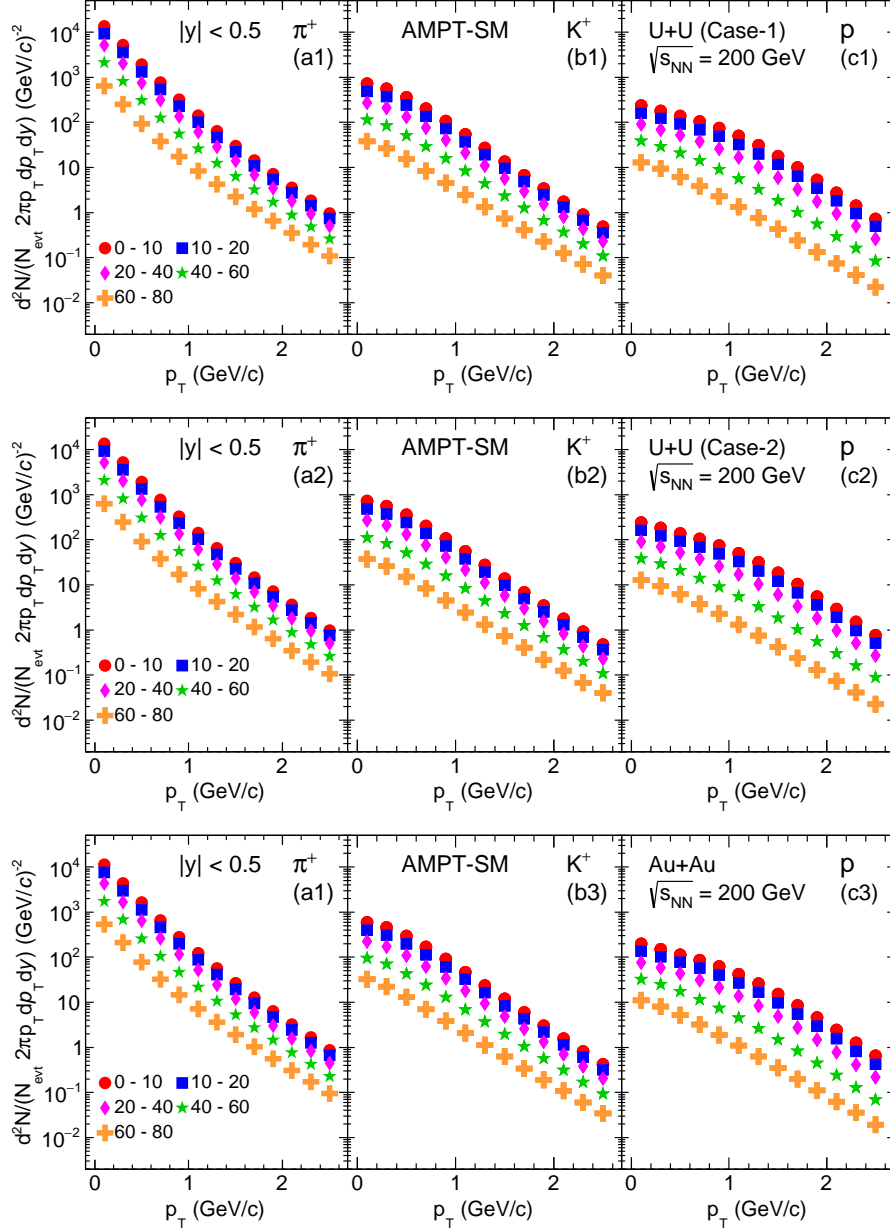


Fig. 4. (Color online) p_T -spectra for π^+ , K^+ , and p at mid-rapidity in U+U collisions with two cases of WS parameterization and Au+Au collisions at $\sqrt{s_{NN}} = 200$ GeV.

The ratio of dN/dy between the two systems is also shown in the bottom panels of Fig. 5. The ratio shows no deviation from unity in case-1 of isobar nuclei with the same nuclear size and without deformation. We observe a deviation from unity in the ratio of particle yields between the two nuclei for case-2, in which we included different nuclear sizes without deformation. In case-3, we observe a more significant deviation in the ratio of particle yields which could be attributed to the inclusion of deformation along with different nuclear sizes. A clear centrality dependence

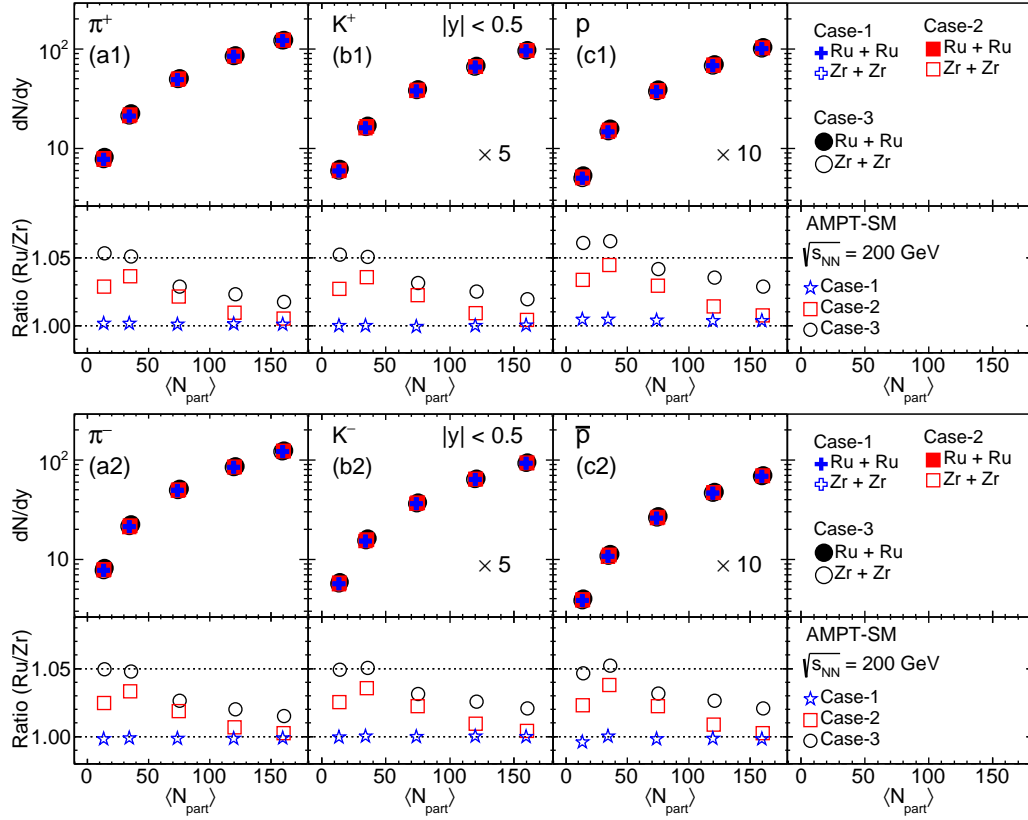


Fig. 5. (Color online) Particle yield (dN/dy) of π^\pm , K^\pm , p , and \bar{p} as a function of $\langle N_{part} \rangle$ in Ru+Ru and Zr+Zr collisions at $\sqrt{s_{NN}} = 200$ GeV for three WS parameterization. dN/dy of kaons and (anti-)protons are scaled for better representation with factors of five and ten, respectively. The ratio of dN/dy between the two systems is shown in the bottom panels.

of the ratio is observed with a maximum deviation of 5% from unity in peripheral collisions compared to the central collisions.

Average transverse momentum quantifies the shape of p_T -spectra. Figure 6 shows the evolution of $\langle p_T \rangle$ of pions, kaons, and (anti-)protons at mid-rapidity in Ru+Ru and Zr+Zr collisions at $\sqrt{s_{NN}} = 200$ GeV as a function of $\langle N_{part} \rangle$ from the AMPT model for three cases of WS parameters. The $\langle p_T \rangle$ of pions and kaons show weak dependence on $\langle N_{part} \rangle$ for all the three cases of WS parameterization, while protons and anti-protons show an increase from peripheral to central collisions. The bottom panels of Fig. 6 show the ratio of $\langle p_T \rangle$ between Ru+Ru and Zr+Zr collisions. The ratio of $\langle p_T \rangle$ for particles and anti-particles shows no deviation from unity for the isobar nuclei having the same nuclear size and no deformation. We observe a deviation from unity within $\pm 1\%$ in nuclei with different nuclear sizes and deformations. The ratio for (anti-)protons shows a large deviation compared to pions and kaons. The deviation seems to increase with particle mass, which could be the result of increasing radial flow in central collisions.

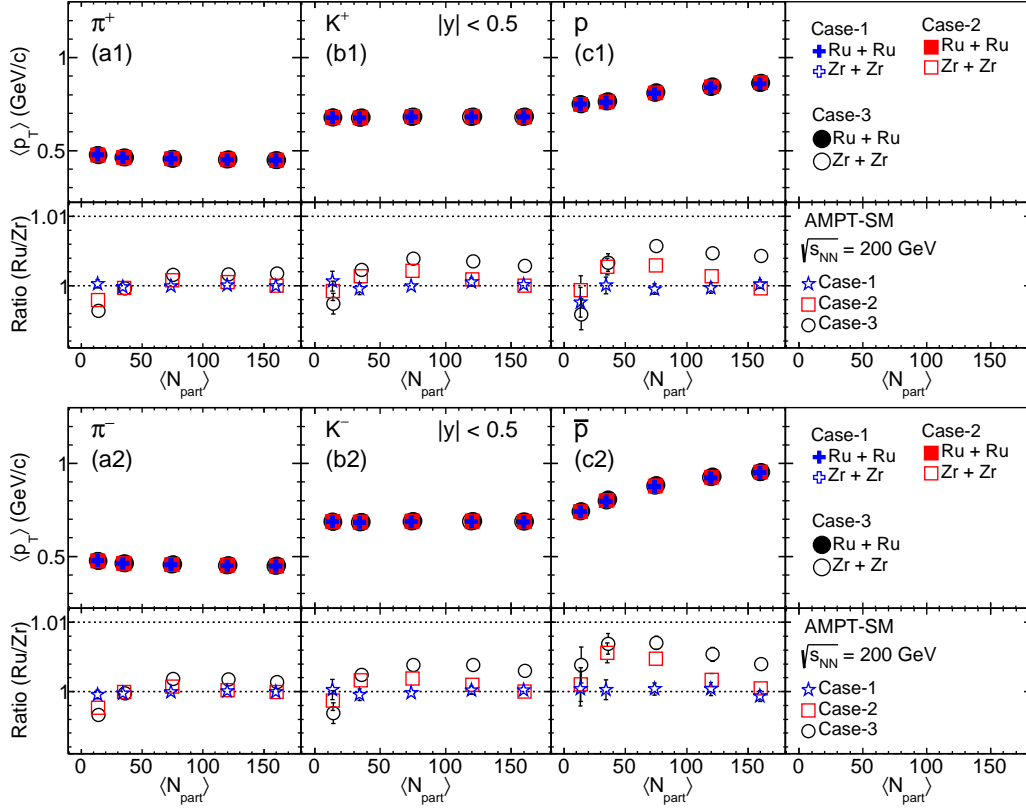


Fig. 6. (Color online) Average transverse momentum ($\langle p_T \rangle$) of π^\pm , K^\pm , p , and \bar{p} as a function of $\langle N_{part} \rangle$ in Ru+Ru and Zr+Zr collisions at $\sqrt{s_{NN}} = 200$ GeV for three WS parameterization. The ratio of $\langle p_T \rangle$ between the two systems is shown in the bottom panels.

3.3 Particle ratios

The ratio of particle yields helps us understand the relative particle production in heavy-ion collisions. Figure 7 shows the anti-particle to particle ratios, π^-/π^+ , K^-/K^+ , and \bar{p}/p as a function of $\langle N_{part} \rangle$ in Ru+Ru and Zr+Zr collisions at $\sqrt{s_{NN}} = 200$ GeV for the three WS parameterization. The ratio π^-/π^+ and K^-/K^+ are close to unity, while \bar{p}/p ratio is lower than unity by $\sim 20\text{-}30\%$ in both the collision systems. The \bar{p}/p ratio decreases slightly from peripheral to central collisions for all three cases of WS parameterization. It is interesting to observe that the ratios in the three cases of WS parameterization are similar because of the cancellation of nuclear geometry.

There is a difference in the proton and neutron number between the incoming Ru nucleus ($Z=44$) and Zr nucleus ($Z=40$) which may cause these particle ratios to be different between the two colliding systems. Therefore, we studied the ratio of anti-particle to particle ratios between Ru+Ru and Zr+Zr collisions as shown in the bottom panels of Fig. 7. We observed that the ratio of π^-/π^+ between the two systems is lower than unity. The difference in the number of u and d quarks is higher in the Zr nucleus than in the Ru nucleus. This effect of isospin causes a higher π^-/π^+

ratio in Zr+Zr collisions compared to Ru+Ru collisions. The ratio of \bar{p}/p is further lower than the ratio of π^-/π^+ due to the additional baryon stopping process along with the isospin effect. In the K^-/K^+ ratio, the magnitude is close to unity, indicating the dominance of the pair production mechanism in producing kaons.

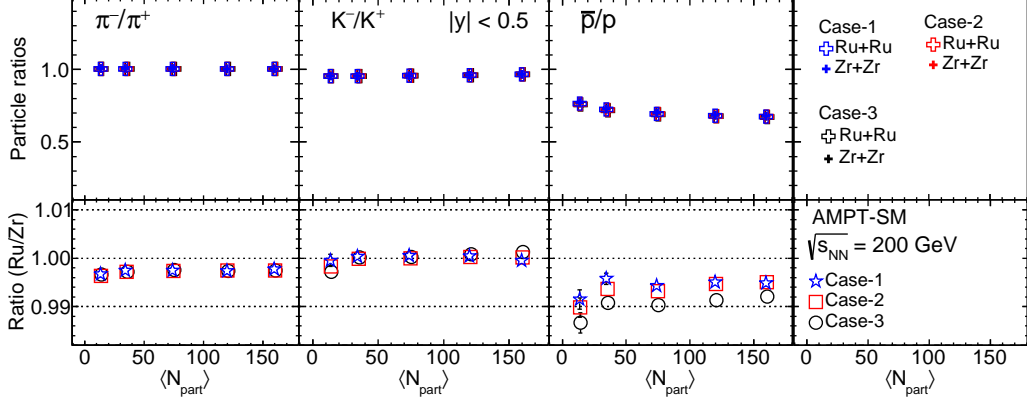


Fig. 7. (Color online) Particle ratios (π^-/π^+ , K^-/K^+ , and \bar{p}/p) as a function of $\langle N_{part} \rangle$ in Ru+Ru and Zr+Zr collisions at $\sqrt{s_{NN}} = 200$ GeV for three cases of WS parameterization. The ratio between the two systems is shown in the bottom panels.

3.4 System size dependence

Figure 8 shows particle yields of π^\pm , K^\pm , p , and \bar{p} as a function of average charged particle multiplicity ($\langle N_{ch} \rangle$) at mid-rapidity in various collision systems (Ru+Ru, Zr+Zr, Au+Au, and U+U) at $\sqrt{s_{NN}} = 200$ GeV. The final state average charged particle multiplicity reaches a higher magnitude in U+U collisions than the isobar collisions due to more number of participating nucleons and energy density. An increase in dN/dy is observed with increasing $\langle N_{ch} \rangle$ for all the particle species in all collision systems. Particle yields for different colliding systems show a smooth variation with $\langle N_{ch} \rangle$. Figure 9 shows average transverse momentum of π^\pm , K^\pm , p , and \bar{p} as a function of $\langle N_{ch} \rangle$ at mid-rapidity in Ru+Ru and Zr+Zr collisions compared with Au+Au and U+U collisions at $\sqrt{s_{NN}} = 200$ GeV. The magnitude of $\langle p_T \rangle$ increases with increasing particle mass which can be attributed to the stronger radial flow. The $\langle p_T \rangle$ also shows a smooth variation with $\langle N_{ch} \rangle$ for all the (anti-)particles independent of colliding systems. The $\langle p_T \rangle$ of π^\pm , K^\pm shows weak dependence with $\langle N_{ch} \rangle$ whereas $\langle p_T \rangle$ of $p(\bar{p})$ increases with $\langle N_{ch} \rangle$.

4 Summary and discussions

We present predictions of the transverse momentum spectra for π^\pm , K^\pm , p , and \bar{p} in $^{96}_{44}\text{Ru}+^{96}_{44}\text{Ru}$ and $^{96}_{40}\text{Zr}+^{96}_{40}\text{Zr}$ collisions at $\sqrt{s_{NN}} = 200$ GeV using the AMPT model. We expect a similar medium to be formed in the isobar

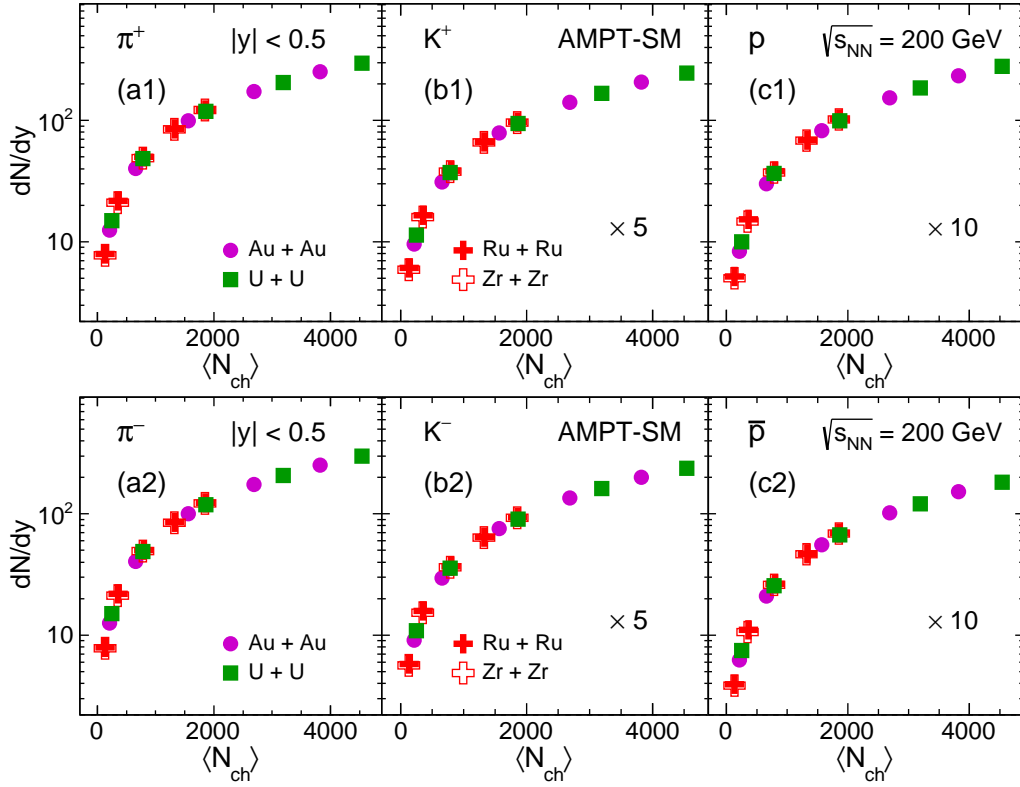


Fig. 8. (Color online) dN/dy of π^\pm , K^\pm , p , and \bar{p} as a function of $\langle N_{ch} \rangle$ at mid-rapidity in Ru+Ru, Zr+Zr, Au+Au, and U+U collisions at $\sqrt{s_{NN}} = 200$ GeV. The dN/dy of kaons is scaled with a factor of five and protons with a factor of ten for better representation.

collisions, given that these nuclei have the same mass number implying an equal number of participating nucleons and binary collisions. Any observed difference in the p_T -spectra, dN/dy , and $\langle p_T \rangle$ may indicate a variation in nuclear size and structure between the two isobar nuclei. We study the effect of nuclear size and deformation on the p_T -spectra, dN/dy , and $\langle p_T \rangle$. The ratios of dN/dy and $\langle p_T \rangle$ between the two isobars show no deviation from unity for the case with no deformation and the same nuclear size. A difference in dN/dy and $\langle p_T \rangle$ is observed between the isobar collisions when we incorporate a different nuclear size for the two isobar nuclei. The maximum deviation is observed when we include quadrupole and octupole deformation along with the difference in nuclear size between the two isobars. Higher deviation in the ratio of dN/dy and $\langle p_T \rangle$ is observed in the case of baryons (protons) than the mesons (pions and kaons). The ratio of dN/dy and $\langle p_T \rangle$ shows a centrality dependence for case-2 and case-3 in isobar collisions for all the studied hadrons.

Relative particle production of identified hadrons is studied in isobar collisions via particle ratios. The ratio of yields of anti-particle to particle cancels the geometrical effect of the nuclei. These ratios between the two isobar systems show a slight deviation from unity for π^\pm and $p(\bar{p})$ indicating an effect of isospin in the incoming Ru nucleus

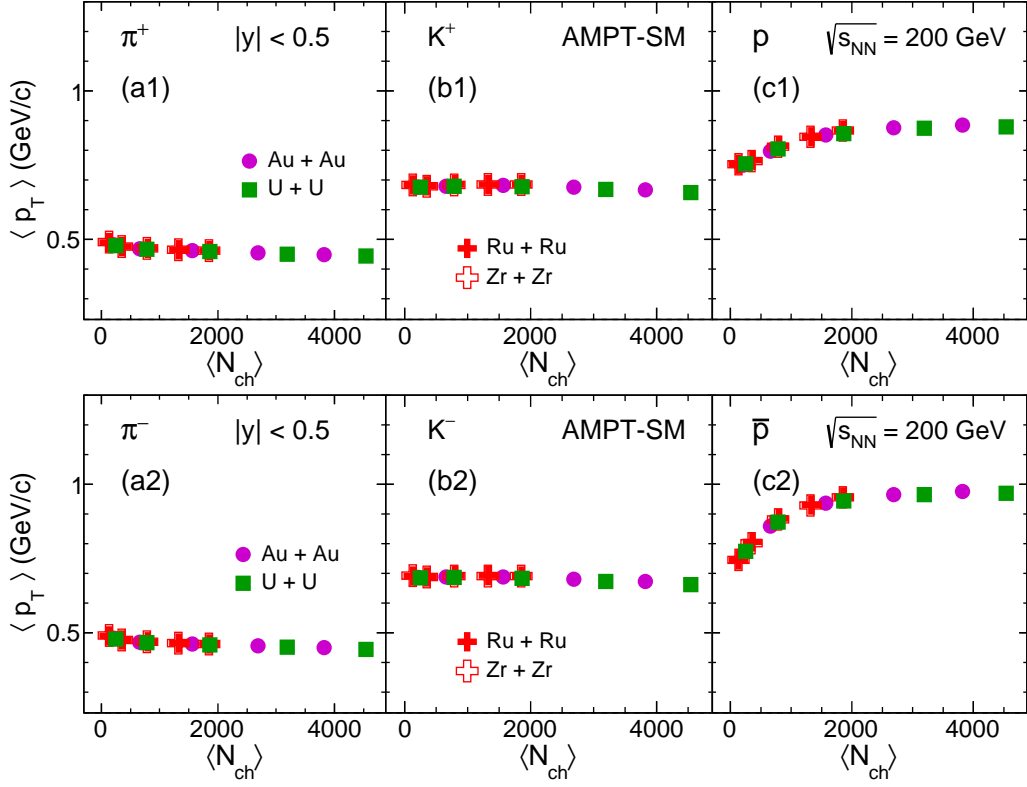


Fig. 9. (Color online) $\langle p_T \rangle$ of π^\pm , K^\pm , p , and \bar{p} as a function of $\langle N_{ch} \rangle$ at mid-rapidity in Ru+Ru, Zr+Zr, Au+Au, and U+U collisions at $\sqrt{s_{NN}} = 200$ GeV.

compared to Zr nucleus. An additional baryon stopping effect is observed for \bar{p}/p ratio. The K^-/K^+ ratio between these isobar collisions is close to unity due to the dominance of the pair production mechanism in kaon production. We also studied the p_T -spectra in Au+Au and U+U collisions at $\sqrt{s_{NN}} = 200$ GeV. dN/dy as a function of $\langle N_{ch} \rangle$ shows an increase from isobar collisions to U+U collisions. dN/dy and $\langle p_T \rangle$ varies smoothly with collision systems for all particles and anti-particles. This shows the system size dependence of the particle production in heavy-ion collisions.

This study would help determine the ideal WS parameters to understand the nuclear structure of isobar nuclei. By comparing the upcoming results from the STAR experiment at RHIC, we can better constrain nuclear deformation parameters in the model for isobar nuclei.

Acknowledgements

CJ acknowledges the financial support from DAE-DST Project No. 3015/I/2021/Gen/RD-I/13283. SK acknowledges the financial support received by ANID PIA/APOYO AFB220004 (Chile).

References

1. E. V. Shuryak, *Phys. Lett. B* **78** 150 (1978).
2. J. Cleymans, R. V. Gavai, and E. Suhonen, *Phys. Rept.* **130** 217 (1986).
3. F. Karsch, *Nucl. Phys. A* **698** 199c (2002).
4. I. Arsene et al. (BRAHMS Collaboration), *Nucl. Phys. A* **757** 1 (2005).
5. B. B. Back et al. (PHOBOS Collaboration), *Nucl. Phys. A* **757** 28 (2005).
6. J. Adams et al. (STAR Collaboration), *Nucl. Phys. A* **757** 102 (2005).
7. K. Adcox et al. (PHENIX Collaboration), *Nucl. Phys. A* **757** 184 (2005).
8. K. Aamodt et al. (ALICE Collaboration), *Phys. Rev. Lett.* **105** 252302 (2010).
9. G. Aad et al. (ATLAS Collaboration), *Phys. Lett. B* **707** 330 (2012).
10. S. Chatrchyan et al. (CMS Collaboration), *Phys. Rev. C* **87** 014902 (2013).
11. C. Zhang and J. Jia, *Phys. Rev. Lett.* **128** 022301 (2022).
12. J. Zhao and S. Shi, *arXiv:2211.01971* [hep-ph] (2022).
13. M. S. Abdallah et al. (STAR Collaboration), *Phys. Rev. C* **105** 14901 (2022).
14. G. Giacalone et al., *Phys. Rev. C* **104** 041903 (2021).
15. C. Zhang et al., *Phys. Rev. C* **106** 031901 (2022).
16. J. Jia, G. Giacalone, and C. Zhang, *arXiv:2206.10449* [nucl-th] (2022).
17. H. Xu et al., *arXiv:2111.14812* [nucl-th] (2021).
18. H. Li et al., *Phys. Rev. Lett.* **125** 222301 (2020).
19. L.-M. Liu et al., *Phys. Lett. B* **834** 137441 (2022).
20. H. Xu et al., *Phys. Lett. B* **819** 1136453 (2021).
21. H. Xu et al., *Phys. Rev. C* **105** 011901 (2022).
22. H. Xu et al., *Phys. Rev. Lett.* **121** 022301 (2018).
23. H. Li et al., *Phys. Rev. C* **98** 054907 (2018).
24. J. D. Brandenburg et al., *arXiv:2205.05685* [hep-ph] (2022).
25. X.-L. Zhao and G.-L. Ma, *Phys. Rev. C* **106** 034909 (2022).
26. Z. Lin et al., *Phys. Rev. C* **72** 064901 (2005).
27. X. N. Wang and M. Gyulassy, *Phys. Rev. D* **44** 3501 (1991).
28. B. Zhang, *Comput. Phys. Commun.* **109** 193 (1998).
29. B. A. Li and C. M. Ko, *Phys. Rev. C* **52** 2037 (1995).
30. G. Giacalone, J. Jia, and C. Zhang, *Phys. Rev. Lett.* **127** 242301 (2021).
31. A. M. Poskanzer and S. A. Voloshin, *Phys. Rev. C* **58** 1671 (1998).