
Model Stealing Attack against Multi-Exit Networks

Pan Li^{1,2}, Peizhuo Lv^{1,2}, Kai Chen^{1,2}, Yuling Cai^{1,2}, Fan Xiang^{1,2}, Shengzhi Zhang³

¹SKLOIS, Institute of Information Engineering, Chinese Academy of Sciences, China

²School of Cyber Security, University of Chinese Academy of Sciences, China

³Department of Computer Science, Metropolitan College, Boston University, USA
 {lipan, lypeizhuo, chen kai, caiyuling, xiangfan}@iie.ac.cn, shengzhi@bu.edu

Abstract

Compared to traditional neural networks with a single exit, a multi-exit network has multiple exits that allow for early output from intermediate layers of the model, thus bringing significant improvement in computational efficiency while maintaining similar recognition accuracy. When attempting to steal such valuable models using traditional model stealing attacks, we found that conventional methods can only steal the model's classification function while failing to capture its output strategy. This results in a significant decrease in computational efficiency for the stolen substitute model, thereby losing the advantages of multi-exit networks. In this paper, we propose the first model stealing attack to extract both the model function and output strategy. We employ bayesian changepoint detection to analyze the target model's output strategy and use performance loss and strategy loss to guide the training of the substitute model. Furthermore, we designed a novel output strategy search algorithm that can find the optimal output strategy to maximize the consistency between the victim model and the substitute model's outputs. Through experiments on multiple mainstream multi-exit networks and benchmark datasets, we thoroughly demonstrates the effectiveness of our method.

1 Introduction

The rapid development of neural networks has brought extensive applications to our production and daily life, such as computer vision, speech recognition, and natural language processing. However, as people continue to demand higher performance for these applications, the number of parameters and computational complexity of models also keep growing, which greatly increases computational time and cost Han et al. (2015); Krishnamoorthi (2018); Sun et al. (2019). This poses a significant challenge for model deployment on platforms with high real-time requirements or limited computing power, e.g., mobile or IoT devices Tang et al. (2021); Nguyen et al. (2022); Sivapalan et al. (2022). Especially, traditional neural networks have only one output classifier and must execute all computation units regardless of the complexity of the input sample, resulting in a large amount of unnecessary computation cost.

Inspired by the fact that not all samples require the same amount of computation to produce confident results Kaya et al. (2018), multi-exit networks have emerged as an important means to improve computational efficiency and reduce computation costs. Multi-Exit networks have wide-ranging applications, including but not limited to voice assistants, video surveillance, augmented reality and network intrusion detection Bakhtiarnia et al. (2021a). Multi-exit networks with multiple classifiers can dynamically select an exit to output in advance based on the output strategy. With a good output strategy, a multi-exit network can allocate fewer computational resources for "simple" samples and more for "complex" samples, thereby greatly improving the computational efficiency of the model while maintaining similar recognition accuracy.

Despite the great success of multi-exit networks, little attention is given to security issues related to multi-exit networks. Recently, Li et al. (2022) perform the membership inference attack against multi-exit networks. Hong et al. (2020) proposed using adversarial samples to launch DDoS attacks on multi-exit networks. However, no research is performed on other critical security problems in DNNs, e.g., backdoor injection and model stealing, which will pose risks to the secure deployment of the multi-exit networks. Model stealing attack, as a classic attack method, allows attackers to obtain an extracted model with the same functionality as the victim model at a low cost. However, the unique structure and the unique output strategy of multi-exit networks poses new challenges for such attack. In particular, traditional model stealing methods only focus on stealing the model’s classification function while ignoring the output strategy. This leads to a significant decrease in the computational efficiency of the substitute model and results in the loss of the advantages of multi-exit networks. Our experiments demonstrate that the substitute models trained through traditional model stealing methods averagely require 44% more computational resources than the victim models on the same test dataset. This is unacceptable in scenarios with limited computing power or high time sensitivity Li et al. (2021a,b); Vashist et al. (2022).

In this paper, we aim to propose a novel model stealing attack that not only steals the model’s classification function but also the output strategy, making the substitute model replicate the output results of the victim model as closely as possible. During the attack process, we will encounter several challenges. Firstly, it is difficult to obtain the output strategy in a multi-exit network since its output only contains a classification probability without indicating the output strategy. Secondly, it is challenging to add the victim model’s output strategy as a constraint to the training process of the substitute model, because multi-exit networks learn the output strategy naturally during training without the need for a predefined output strategy. To address the aforementioned challenges, we propose to utilize BCD (bayesian changepoint detection) to estimate the output strategy by statistically analyzing input samples’ running time on the victim model. And then, we introduce a performance loss and a strategy loss to guide the model training. The former constrains the substitute model to learn the victim model’s classification function, while the latter ensures that it learns the victim model’s output strategy. In addition, we employ an output policy search algorithm to determine the optimal output strategy, further enhancing the effectiveness of model stealing. Compared to substitute models trained by traditional methods, our substitute models achieve a much higher computational efficiency and closeness, which fully demonstrates the effectiveness of our method.

Contributions. Our main contributions are outlined below:

- To our best knowledge, we are the first to conduct model stealing attacks against multi-exit networks, and the first to explore how to steal output strategies. Our baseline evaluation confirms that the traditional model stealing methods are not feasible for multi-exit networks, as they result in a significant decrease in computational efficiency.
- We propose using Bayesian Changepoint Detection to estimate the model’s output strategy and introduce performance loss and policy loss to supervise the substitute model’s training. Furthermore, we designed a novel output strategy search algorithm that can find the optimal output strategy to maximize the consistency between the victim model and the substitute model’s outputs. Through experiments on multiple mainstream multi-exit networks and benchmark datasets, we thoroughly demonstrates the effectiveness of our method.

2 Background and Related Work

2.1 Multi-Exit Neural Network

Compared to traditional neural networks with a single exit, a multi-exit network Yang et al. (2020); Kouris et al. (2021); Bakhtiarnia et al. (2021b) has multiple exits that allow early output from intermediate layers of the model. With a good output strategy, a multi-exit network can allocate fewer computational resources for "simple" samples and more for "complex" samples, bringing a significant improvement in computational efficiency while maintaining similar recognition accuracy.

•**Network Structure.** As shown in Figure 1, A multi-exit neural network consists of a backbone network and multiple lightweight classifiers. these classifiers are located at different depths of the backbone network and correspond to different computational costs. Each classifier can independently perform prediction, but generally, shallow classifiers have weaker performance while deep classifiers have stronger performance. For “simple” samples, shallow classifiers are sufficient to generate

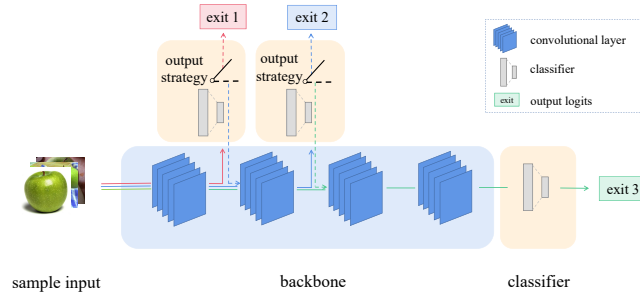


Figure 1: Multi-Exit Model Structure.

outputs with enough confidence. On the other hand, “complex” samples require deeper classifiers and more computational resources to improve recognition accuracy. The backbone network can be any conventional machine learning model structures, such as VGG Simonyan and Zisserman (2014), ResNet He et al. (2015), and MobileNet Howard et al. (2017).

•**Model Training.** During the training phase, no input sample is output in advance. Instead, the input sample is propagated through the entire model to obtain outputs from all exits. A loss can be calculated for each exit by comparing its output to the target label. The losses from all exits are added together to obtain the final loss. Then, the final loss is minimized through backpropagation and all the parameters of the model are updated simultaneously using gradient descent. After the model training, multi-exit networks typically employ empirical selection or strategy search to determine the output strategy.

•**Model Inference.** During the inference phase, an input sample will be output prematurely at the classifier with sufficient confidence, instead of traversing the entire network. Specifically, an input sample passes through all classifiers in a bottom-up manner. At each classifier, a classification probability is obtained, and the maximum value of this probability is regarded as the confidence level of the classifier. If the confidence level is greater than a pre-defined threshold τ , the model output the result of the current classifier as the final output and terminate the subsequent prediction. Otherwise, the model continue to calculate the predicted results of the subsequent classifiers and judge their relationship with the confidence threshold τ . If the threshold is not reached even at the last classifier, the result of the last layer will be chosen as the final output.

2.2 Model Stealing Attack

Model stealing methods Kariyappa et al. (2020); Truong et al. (2020); Juuti et al. (2018); Yuan et al. (2020) involve querying a victim model with an auxiliary dataset to obtain pseudo-labels, and then using these labels to train a substitute model that mimics the victim model’s outputs. Such attacks allow attackers to extract the model’s functionality without accessing its internal details, posing a significant threat to model ownership protection.

Some proposed attacks can be utilized to extract a wide range of models with different network architectures. For convolution neural networks (CNNs), Papernot et al. (2017) utilize Jacobian-based heuristic method to generate synthetic input samples, and query the target model using such samples to generate the extracted model. Also, Knockoff nets Orekondy et al. (2018) propose to improve the selection efficiency of the query samples by the reinforcement learning algorithm. For Recurrent Neural Networks (RNNs) and Long Short-Term Memory Network (LSTM), Takemura et al. (2020) explore the model stealing attacks in both classification and regression tasks, and find that the extracted LSTM performs better than the RNN. For transformer models (e.g., BERT, XLNet), Krishna et al. (2019) utilize the random sequences of words coupled with task-specific heuristics to query the BERT-based APIs and generate the stolen models. Though various attacks are proposed for stealing models with different network architectures, no research focuses on emerging multi-exit networks yet.

3 Overview

3.1 Threat Model

We assume the victim multi-exit model is deployed on a local mobile device or IoT device. The attacker has no knowledge of the victim model’s internal structure and can only access it through a black-box approach. The attacker is able to collect an auxiliary dataset for querying the victim model, consisting of a small amount of data with same distribution to the training dataset of the victim model, as well as a large amount of unrelated data. The attacker possesses a pre-trained model based on a different dataset, which they can further train to create their substitute model. Moreover, the attacker does not need to know the structure of the victim model. For example, the victim model’s backbone may be based on VGG, while the substitute model could be built on ResNet.

3.2 Limitations of Traditional Methods

To motivate our method, we first evaluate whether traditional model stealing attacks have a significant effect on multi-exit networks. It should be pointed out that there are currently no dedicated model stealing methods for multi-exit networks. Therefore, we combined traditional model stealing methods with the training process of multi-exit networks to construct a baseline method. Specifically, we use an auxiliary dataset to query the victim model and obtain pseudo-labels. Then, we treat these pseudo-labels as ground truth labels and trained the substitute model following the conventional training methods for multi-exit networks. To thoroughly demonstrate the limitations of traditional attacks, we trained the substitute models with the same architecture and training parameters as the victim model and tested it using the same output strategy. As shown in Table 1, despite equipping the attacker with near white-box capabilities, the substitute models trained using traditional methods demonstrate significantly increased computational costs and a severe decline in computational efficiency, which is unacceptable in scenarios with limited computing power or high time sensitivity Li et al. (2021a,b); Vashist et al. (2022).

4 Design

In this paper, we propose a novel model stealing attack tailored for multi-exit networks, enabling the theft of both the model’s classification function and output strategy. Our attack mainly includes three parts: Estimation Stage (Section 4.1), Training Stage (Section 4.2) and Output Strategy Search(Section 4.3). During the Estimation Stage, the attacker need to obtain the output behavior of the victim model, including each sample’s classification probability and the exit number. During the Training Stage, the attacker aims to train the substitute model to mimic the output behavior of the victim model, so as to learn its classification function and output strategies. During the Output Strategy Search, the attack find the optimal output strategy to maximize the consistency between the victim model and the substitute model’s outputs.

4.1 Estimation Stage

During the Estimation Stage, the primary difficulty lies in determining the exit number corresponding to each input sample. In a black-box scenario, the output of multi-exit networks merely contains a classification probability and does not explicitly indicate the exit number. Considering the fact that multi-exit networks operate in a bottom-to-top manner and output immediately at the first exit that satisfies the output strategy, we can conclude that the prediction time of the multi-exit network is positively correlated with the depth of the output exit. Therefore, we consider estimating the exit number for each sample based on the victim model’s prediction time.

Bayesian changepoint detection(BCD) Niekum et al. (2015); Cmejla et al. (2013); Tartakovsky and Moustakides (2010) is a statistical method that detects changepoints in data. A changepoint implies that before and after this point, the data belongs to two different distributions. It leverages Bayesian inference to estimate the most likely number and positions of changepoints in a sequence of data. During the Estimation Stage, we first use a small amount of i.i.d samples to query the victim model and record the runtime of each sample. "i.i.d"(Independent and Identically Distributed) means that the dataset has the same distribution as the training data of the victim model. Then we sort the runtimes and organize them into a one-dimensional vector. We then perform statistical analysis on

the vector using BCD to obtain the number and values of changepoints. The number of changepoints plus one represents the number of exits in the model. The values of the changepoints represent the time thresholds for each exit. By comparing the predicted time of a sample with the several thresholds, we can determine which exit the sample outputs from. The effectiveness of Bayesian Changepoint Detection (BCD) lies in its ability to accurately identify the breakpoint between two different distributions. As the predicted time sets from different exits belong to distinct distributions, BCD can achieve excellent performance¹.

4.2 Training Stage

As mentioned earlier, our attack not only aims to steal the model’s classification function, but also its output strategy. Therefore, our loss function consists of two parts as well. The performance loss constrains the substitute model to learn the victim model’s classification function, while the strategy loss ensures that it learns the victim model’s output strategy.

•**Performance Loss.** The performance loss is used to constrain the classification probabilities of the substitute model to approximate that of the victim model. We achieve this by minimizing the KL-divergence distance across the entire query dataset, as shown in Equation (1).

$$L_{Performance} = \min_{\theta_S} \mathbb{E}_{x \sim D_{query}} \sum_{i=1}^K D_{KL}[S_i(x; \theta_S), V(x; \theta_V)] \quad (1)$$

Where i represents the exit number, and there are a total of K exits in the multi-exit network. $S_i(x; \theta_S)$ represents the classification probability of the i -th exit. Since the victim model’s output only contains a classification probability without indicating the corresponding exit number, we use $V(x; \theta_V)$ to denote the classification probability of the victim model, which can come from any exit. D_{Query} represents the entire dataset used for querying. θ_S and θ_V represent the parameters of the substitute model and the victim model, respectively. D_{KL} refers to the KL-divergence distance.

•**Strategy Loss.** The strategy loss is used to constrain the substitute model to output at the same exit as the victim model for any sample. To achieve this, each exit of the substitute model must learn not only which samples should be output from the current exit, but also to constrain samples from later exits to not be output prematurely at the current exit. Otherwise, because the previous exit has wrongly outputted the samples in advance, it would prevent them from reaching the correct exit. Our strategy loss is defined by Equation (2).

$$L_{Strategy} = \min_{\theta_S} \sum_{i=1}^K [\max(0, \varphi_1 - \max_{x \sim D_i}(S_i(x; \theta_S))) + \sum_{j=i+1}^K \max(0, \max_{x \sim D_j}(S_j(x; \theta_S)) - \varphi_2)] \quad (2)$$

Assuming the dataset has C classes, $S_i(x; \theta_S)$ will be a C -dimension vector. $\max(S_i(x; \theta_S))$ denotes the maximum value in the classification probability, indicating the model’s confidence in the current prediction. D_i represents the query samples output from the i -th exit of the victim model, and thus D_{Query} is equal to $D_1 \cup D_2 \cup \dots \cup D_K$. The first term in the equation aims to maximize the confidence of the samples D_i , ensuring that they meet the requirements of the output strategy and are correctly output from the i -th exit. The second term in the equation aims to prevent the samples $D_{i+1} \cup D_{i+2} \cup \dots \cup D_K$ from being prematurely output from the i -th exit. Otherwise, these samples would fail to reach the layers where they should be output. φ_1 and φ_2 are two pre-defined constants. Through extensive experiments, we found that the values of φ_1 and φ_2 have a minimal impact on the final performance of the model, as long as φ_1 is greater than or equal to φ_2 . In our experiments, we set φ_1 to 0.95 and φ_2 to 0.9.

4.3 Output Strategy Search.

As mentioned in Section 2.1, after training a multi-exit network, the output strategy needs to be determined through empirical selection or threshold search. The principle for determining the output

¹In our experiments, BCD accurately estimates the number of exits with an accuracy rate of 100%, and it achieves over 99.7% accuracy in predicting the exit numbers for the whole test dataset.

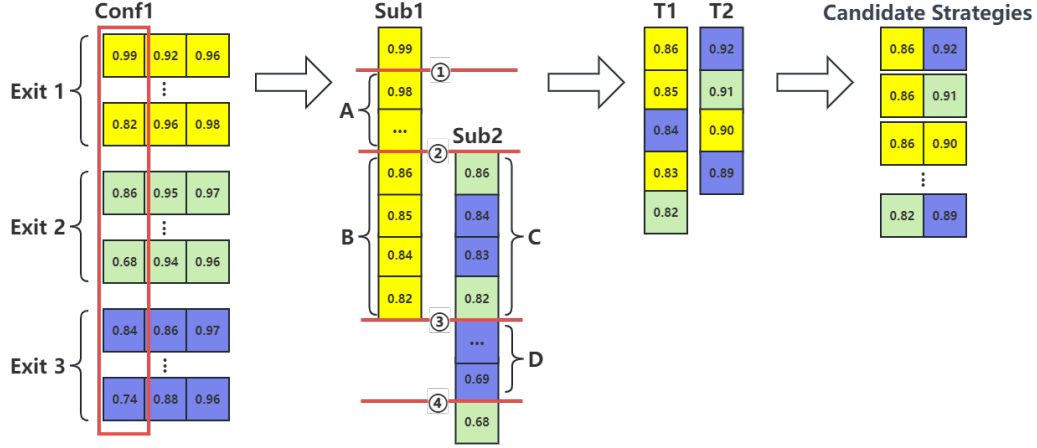


Figure 2: Output Strategy Search Algorithm.

strategy in traditional multi-exit networks is to achieve similar classification accuracy and lower computational cost compared to single-exit networks. This principle does not specify the specific exit for each individual sample, and it only focuses on improving computational efficiency over the entire test dataset. For example, we may find two output strategies, S1 and S2, where S1 outputs sample A at Exit 1 and S2 outputs sample A at Exit 2. As long as the aforementioned principle is satisfied, it doesn't matter whether S1 or S2 is ultimately chosen. However, our method aims to make the substitute model's output strategy as close as possible to that of the victim model. Therefore, our approach requires assigning an exit number to each sample. For instance, if sample A is outputted at Exit 2 in the victim model, the final output strategy we find must also ensure that the substitute model outputs A at Exit 2.

As shown in Figure 2, let's consider a multi-exit network with three exits. When an sample is inputted, it obtains a maximum confidence score at each of the three exits. Each sample can be represented as a three-dimensional vector, such as $[0.99 \ 0.92 \ 0.96]$, indicating the maximum confidence scores at the three exits of the substitute model are 0.99, 0.92, and 0.96, respectively. By feeding a set of i.i.d data into the victim model, we can estimate the exit numbers for each sample. The yellow blocks represent samples outputted from the Exit 1 of the victim model, while the green and blue blocks represent samples outputted from Exit 2 and 3, respectively. The purpose of performing strategy search is to find an output strategy, denoted as T, that maximizes the alignment between the substitute model's output exits and the victim model's output exits. Specifically, we want the yellow samples to output from Exit 1 in the substitute model as much as possible, and make the green and blue samples output from Exit 2 and 3 as much as possible, respectively. Since the model has three exits, the output strategy T actually consists of two thresholds, T1 and T2, which determine whether a sample should be outputted from Exit 1 or Exit 2 in advance.

Let's take T1 as an example to explain how to find a set of candidate thresholds. Firstly, the candidates for T1 come from the set of maximum confidence scores outputted by the substitute model's first exit, represented by the red box labeled Conf1. Conf1 can be divided into two parts: Sub1, which includes the maximum confidence scores of samples that should be outputted from Exit 1, and Sub2, which includes the maximum confidence scores of samples that should not be outputted from other exit. Ideally, T1 should satisfy the condition: $T1 < \min(Sub1)$ and $T1 > \max(Sub2)$, so that all yellow samples can be outputted from Exit 1 while the other samples won't. However, in practical prediction, there may be cases where Sub1 and Sub2 intersect, as shown in the figure. We use a red line to represent T1. If we place the red line at first position, compared to placing it at second position, some samples in region A would be additionally output from incorrect exit. Similarly, if we set T1 at fourth position instead of the third position, some samples in region D would be additionally output from incorrect exits. Therefore, we observe that T1 can only be set between the red lines of second position and third position to find a threshold that correctly assigns the exit for all samples. Consequently, we merge the values of regions B and C together as the candidate thresholds for T1. Similarly, we can find the candidate thresholds for T2. By combining T1 and T2 as a pair, we obtain a set of candidate strategies. We traverse this set of strategies and find an optimal strategy T that

allows the substitute model to output as many samples as possible in the same exits as the victim model on each layer.

5 Evaluation

Datasets. We employed the CIFAR10, GTSRB, SVHN, and FashionMNIST datasets to train our victim models, with TinyImageNet used as the unrelated dataset. Notably, FashionMNIST is a single-channel dataset, and we expanded it to three channels by duplicating the data. As outlined in the threat model, the attacker utilizes a small amount of i.i.d datasets along with a large number of unrelated data to query and train their substitute models. For example, to steal the victim model performing the CIFAR10 classification task, we leveraged 10000 images from the CIFAR10 training dataset, combined with 90000 images from TinyImageNet, to carry out our attack.

Model Structure. We conducted experiments using two widely adopted multi-exit networks: SDN Kaya et al. (2018) and MSDNet Huang et al. (2017). Moreover, since SDN are implemented by placing multiple classifiers on the backbone network, we consider three different backbone network architectures for it: VGG, ResNet and MobileNet. In our experiments, we followed the structure and training process set forth in the original paper for the victim model. For the substitute model, we employ the same backbone network. However, since the attacker is unaware of the exact locations of the exits on the backbone network, we firstly estimate the number of exits using KDE and then evenly partition the backbone network of the substitute model to place the classifiers. Additionally, unless otherwise specified, We conducted experiments using a model with four output exits.

Metrics. We utilized three metrics to evaluate the effectiveness of our method: Accuracy (ACC), Closeness (CLO), and Computation Cost (CC). ACC represents the model’s accuracy on the test dataset and is primarily used to measure the model’s classification performance. CC quantifies the computational cost of the model across the entire test dataset and is expressed in 10^9 FLOPs (floating-point operations), serving as an indicator of computational efficiency. CLO, a newly proposed metric, measures the consistency between the victim model and the substitute model in their output behaviors. For example, if CLO is 60% for a test set of 10,000 samples, it means that 6,000 samples have identical predicted classes and exit numbers between the victim and substitute models. CLO is a stringent metric that considers even a correct classification with different branches as an error.

5.1 Performance Evaluation

Table 1: Model Performance.

Models		CIFAR10			GTSRB		
		ACC	CLO	CC	ACC	CLO	CC
VGG	Victim	91.75%	—	3133	97.13%	—	2823
	baseline	88.25%	31.09%	4432(1.41X)	95.78%	24.40%	4868(1.72X)
	Ours	88.33%	63.27%	3258(1.04X)	95.42%	71.76%	3257(1.15X)
ResNet	Victim	89.39%	—	1519	96.66%	—	1141
	baseline	86.22%	34.69%	1937(1.28X)	92.19%	18.18%	2050(1.80X)
	Ours	86.88%	58.90%	1558(1.03X)	92.00%	64.30%	1374(1.20X)
MobileNet	Victim	88.75%	—	3737	96.77%	—	3203
	baseline	83.35%	41.92%	5199(1.39X)	91.35%	30.77%	4788(1.59X)
	Ours	83.39%	59.72%	3914(1.05X)	91.87%	69.42%	4095(1.28X)
MSDNet	Victim	91.33%	—	4528	97.22%	—	4079
	baseline	88.42%	36.24%	5366(1.37X)	94.14%	26.44%	5866(1.43X)
	Ours	88.72%	62.31%	4776(1.05X)	94.33%	68.20%	5096(1.25X)

We first evaluated the effectiveness of our method on four datasets, namely CIFAR10, GTSRB, SVHN, and FashionMNIST. We only present the results for CIFAR10 and GTSRB here, and the full version is attached in appendix. As shown in Table 1, by testing on the victim model’s test dataset, we found that the substitute model trained by our method achieved a similar classification accuracy to the victim model, which implies that it has successfully learned the classification function of the victim model. In terms of computational cost, our method achieved comparable or even better computational efficiency than the victim model, far exceeding the baseline, indicating that our method successfully learned the victim model’s output strategy. Our method’s CLO also significantly exceeds the baseline,

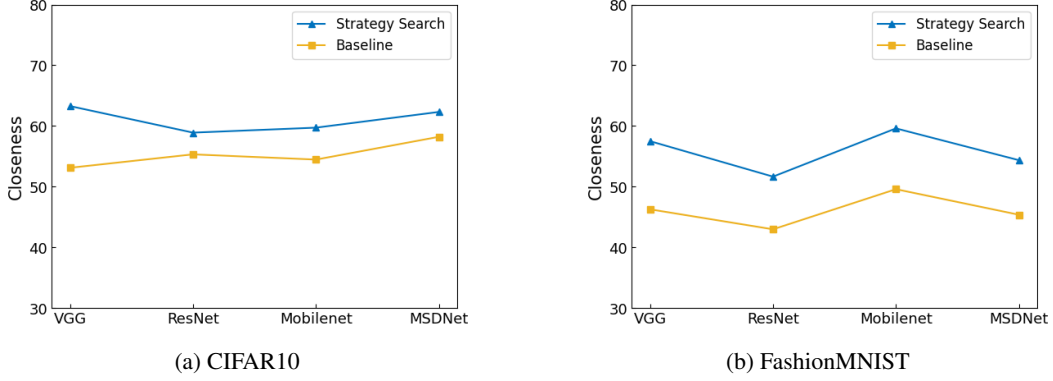


Figure 3: The effectiveness without Output Strategy Search

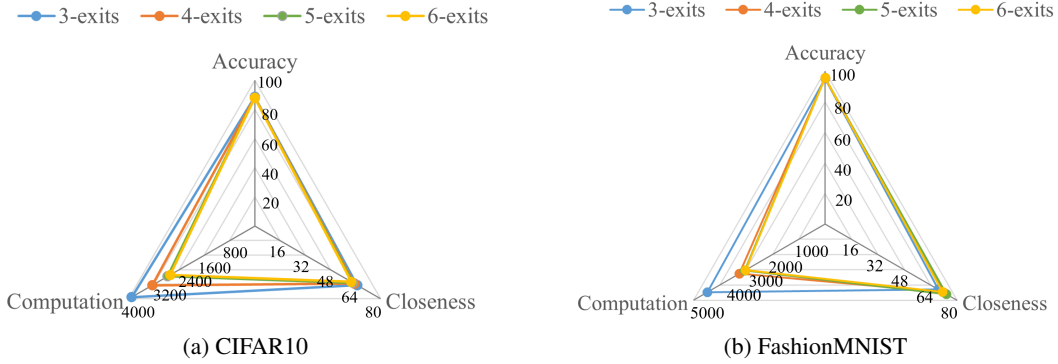


Figure 4: Multi-Exit Networks with Different Number of Exits

indicating a stronger consistency in output behavior between our substitute model and the victim model.

5.2 Ablation Study

•**Without Strategy Loss.** The policy loss is mainly used to constrain the substitute model to mimic the exit behavior of the victim model, which is crucial for learning the output strategy. Here, we validate the impact of strategy loss by removing it during the training process. As shown in Table 1, the CLO of the baseline is significantly lower than that of our method, which fully demonstrates the important role of the strategy loss.

•**Without Strategy Search.** The output strategy search algorithm that can help find the optimal output strategy to maximize the consistency between the victim model and the substitute model’s outputs. Here, we conducted an ablation experiment to validate its effectiveness. Our approach use strategy search to obtain the optimal strategy, while the comparative model adopt the output strategy determined by traditional methods. As shown in Figure 3 (full version in appendix), without strategy search, the yellow curve is always below the blue curve, indicating that its CLO is lower than our method. This verifies that the output strategy found by our algorithm is indeed superior.

5.3 Sensitivity Analysis of Architectures and parameters

•**DNN with different number of exits.** The difficulty of model stealing may vary depending on the number of exits in the victim model. Here, we conducted experiments on four datasets, CIFAR10, GTSRB, SVHN, and FashionMNIST, and observed the attack effectiveness of our method when the model has 3/4/5/6 exits. As shown in Figure 4 (full version in appendix), the number of exits has a small impact on the attack effectiveness of our method, and the substitute model trained by our method always maintains high classification accuracy and computational efficiency. However, when comparing within a small range, the less exits the model has, the higher its computation cost. This is

because when there are fewer exits, there are more computational units included between adjacent exits, resulting in a greater impact from each incorrect result.

Table 2: Substitute Models with Different Backbone Architectures

Substitute	Victim	ACC	CLO	CC
VGG	ResNet	86.47%	58.86%	3225(1.03X)
	MobileNet	86.54%	61.70%	3118(1.00X)
ResNet	VGG	87.70%	53.59%	1543(1.02X)
	MobileNet	86.76%	55.52%	1548(1.02X)
MobileNet	VGG	83.59%	58.04%	3887(1.04X)
	ResNet	83.49%	57.81%	3725(1.00X)

•**DNN with different backbone architectures.** In previous experiments, the network structures of the substitute model and the victim model are always similar. To investigate the effectiveness of using substitute models with different structures for attacking victim models, we conducted experiments using a 4-exit model structure on the CIFAR10 dataset. As shown in Table 2, similar attack effects were achieved regardless of the structure chosen for the substitute or victim models, indicating that the choice of model structure has little impact on our method.

•**Training with different coefficient of strategy loss.** The coefficient of strategy loss determines the balance between performance loss and strategy loss. Here, we explored the performance of the model under different coefficients of strategy loss. When using coefficients of 0.5/1.0/2.0/5.0, the accuracy of the model gradually decreases from 88.75% to 88.19% while the closeness of the substitute model gradually increases from 63.68% to 67.04%. This aligns with our expectations: larger strategy loss coefficients enable the substitute model to better learn the output strategy of the victim model, but large coefficients also adversely affect the learning of performance loss. Taking into consideration the comprehensive results of the experiments, we finally chose a coefficient of 0.5 as the hyper-parameter, which ensures similar accuracy to the baseline while significantly increasing the closeness of the substitute model.

6 Discussion

Although the output strategies of current mainstream multi-exit networks are based on confidence, there are actually other forms of output strategies Chen et al. (2018); Li et al. (2020); Bejnordi et al. (2019); Gao et al. (2018). For example, BlockDrop Wu et al. (2017) trains an additional model called the policy network outside of the classification network, and the output of the policy network is used to guide the computation process of the classification network. SkipNet Wang et al. (2017), on the other hand, places a lightweight RNN called a gate function at each residual block to generate a binary output to decide whether to skip the current residual block. Both BlockDrop and SkipNet are not multi-exit networks, and they improve computational efficiency through dynamic model structures. But we believe that some future mainstream multi-exit networks will also adopt output strategies based on gating functions or policy networks. Therefore, part of future work may be to explore how to steal the output strategies of such new structures. However, in principle, we believe that the method proposed in this paper can also be applied to structures like gating functions or policy networks, because no matter how the decision-making structure changes, it essentially represents a model function for determining exits, and this function can be learned using our policy loss.

7 Conclusion

In this paper, we propose a novel model stealing attack targeting multi-exit networks, which extracts both the model function and output strategy. We employ BCD to analyze the target model’s output strategy and use performance loss and strategy loss to guide the training of the substitute model. Furthermore, we designed a novel output strategy search algorithm that can find the optimal output strategy to maximize the consistency between the victim model and the substitute model’s outputs. Through experiments on multiple mainstream multi-exit networks and benchmark datasets, our method always achieve similar classification performance and computational cost with the victim models, which fully demonstrates the effectiveness of our method.

References

- Arian Bakhtiarnia, Qi Zhang, and Alexandros Iosifidis. 2021a. Improving the Accuracy of Early Exits in Multi-Exit Architectures via Curriculum Learning. *2021 International Joint Conference on Neural Networks (IJCNN)* (2021), 1–8.
- Arian Bakhtiarnia, Qi Zhang, and Alexandros Iosifidis. 2021b. Multi-Exit Vision Transformer for Dynamic Inference. In *British Machine Vision Conference*.
- Babak Ehteshami Bejnordi, Tijmen Blankevoort, and Max Welling. 2019. Batch-shaping for learning conditional channel gated networks. *arXiv: Learning* (2019).
- Zhourong Chen, Yang Li, Samy Bengio, and Si Si. 2018. You Look Twice: GaterNet for Dynamic Filter Selection in CNNs. *2019 IEEE/CVF Conference on Computer Vision and Pattern Recognition (CVPR)* (2018), 9164–9172.
- Roman Cmejla, Jan Rusz, Petr Bergl, and Jan Vokral. 2013. Bayesian changepoint detection for the automatic assessment of fluency and articulatory disorders. *Speech Commun.* 55 (2013), 178–189.
- Xitong Gao, Yiren Zhao, Lukasz Dudziak, Robert D. Mullins, and Chengzhong Xu. 2018. Dynamic Channel Pruning: Feature Boosting and Suppression. *ArXiv abs/1810.05331* (2018).
- Song Han, Huizi Mao, and William J. Dally. 2015. Deep Compression: Compressing Deep Neural Network with Pruning, Trained Quantization and Huffman Coding. *arXiv: Computer Vision and Pattern Recognition* (2015).
- Kaiming He, X. Zhang, Shaoqing Ren, and Jian Sun. 2015. Deep Residual Learning for Image Recognition. *2016 IEEE Conference on Computer Vision and Pattern Recognition (CVPR)* (2015), 770–778.
- Sanghyun Hong, Yigitcan Kaya, Ionut-Vlad Modoranu, and Tudor Dumitras. 2020. A Panda? No, It’s a Sloth: Slowdown Attacks on Adaptive Multi-Exit Neural Network Inference. *ArXiv abs/2010.02432* (2020).
- Andrew G. Howard, Menglong Zhu, Bo Chen, Dmitry Kalenichenko, Weijun Wang, Tobias Weyand, Marco Andreetto, and Hartwig Adam. 2017. MobileNets: Efficient Convolutional Neural Networks for Mobile Vision Applications. *ArXiv abs/1704.04861* (2017).
- Gao Huang, Danlu Chen, Tianhong Li, Felix Wu, Laurens van der Maaten, and Kilian Q. Weinberger. 2017. Multi-Scale Dense Convolutional Networks for Efficient Prediction. *ArXiv abs/1703.09844* (2017).
- Mika Juuti, Sebastian Szyller, Alexey Dmitrenko, Samuel Marchal, and N. Asokan. 2018. PRADA: Protecting Against DNN Model Stealing Attacks. *2019 IEEE European Symposium on Security and Privacy (EuroS&P)* (2018), 512–527.
- Sanjay Kariyappa, Atul Prakash, and Moinuddin K. Qureshi. 2020. MAZE: Data-Free Model Stealing Attack Using Zeroth-Order Gradient Estimation. *2021 IEEE/CVF Conference on Computer Vision and Pattern Recognition (CVPR)* (2020), 13809–13818.
- Yigitcan Kaya, Sanghyun Hong, and Tudor Dumitras. 2018. Shallow-Deep Networks: Understanding and Mitigating Network Overthinking. In *International Conference on Machine Learning*.
- Alexandros Kouris, Stylianos I. Venieris, Stefanos Laskaridis, and Nicholas D. Lane. 2021. Multi-Exit Semantic Segmentation Networks. *ArXiv abs/2106.03527* (2021).
- Kalpesh Krishna, Gaurav Singh Tomar, Ankur P. Parikh, Nicolas Papernot, and Mohit Iyyer. 2019. Thieves on Sesame Street! Model Extraction of BERT-based APIs. *ArXiv abs/1910.12366* (2019).
- Raghuraman Krishnamoorthi. 2018. Quantizing deep convolutional networks for efficient inference: A whitepaper. *ArXiv abs/1806.08342* (2018).
- Yuyang Li, Yuxin Gao, Minghe Shao, Joseph T. Tonecha, Yawen Wu, Jingtong Hu, and Inhee Lee. 2021a. Implementation of Multi-Exit Neural-Network Inferences for an Image-Based Sensing System with Energy Harvesting. *Journal of Low Power Electronics and Applications* (2021).

- Yanwei Li, Lin Song, Yukang Chen, Zeming Li, X. Zhang, Xingang Wang, and Jian Sun. 2020. Learning Dynamic Routing for Semantic Segmentation. *2020 IEEE/CVF Conference on Computer Vision and Pattern Recognition (CVPR)* (2020), 8550–8559.
- Yuyang Li, Yawen Wu, Xincheng Zhang, Ehab A. Hamed, Jingtong Hu, and Inhee Lee. 2021b. Developing a Miniature Energy-Harvesting-Powered Edge Device with Multi-Exit Neural Network. *2021 IEEE International Symposium on Circuits and Systems (ISCAS)* (2021), 1–5.
- Zheng Li, Yiyong Liu, Xinlei He, Ning Yu, Michael Backes, and Yang Zhang. 2022. Auditing Membership Leakages of Multi-Exit Networks. *Proceedings of the 2022 ACM SIGSAC Conference on Computer and Communications Security* (2022).
- Xuan-Ha Nguyen, Xuan-Duong Nguyen, Hoang-Hai Huynh, and Kim-Hung Le. 2022. Realguard: A Lightweight Network Intrusion Detection System for IoT Gateways. *Sensors (Basel, Switzerland)* 22 (2022).
- Scott Niekum, Sarah Osentoski, Christopher G. Atkeson, and Andrew G. Barto. 2015. Online Bayesian changepoint detection for articulated motion models. *2015 IEEE International Conference on Robotics and Automation (ICRA)* (2015), 1468–1475.
- Tribhuvanesh Orekondy, Bernt Schiele, and Mario Fritz. 2018. Knockoff Nets: Stealing Functionality of Black-Box Models. *2019 IEEE/CVF Conference on Computer Vision and Pattern Recognition (CVPR)* (2018), 4949–4958.
- Nicolas Papernot, Patrick McDaniel, Ian Goodfellow, Somesh Jha, Z Berkay Celik, and Ananthram Swami. 2017. Practical black-box attacks against machine learning. In *Proceedings of the 2017 ACM on Asia conference on computer and communications security*. 506–519.
- Karen Simonyan and Andrew Zisserman. 2014. Very Deep Convolutional Networks for Large-Scale Image Recognition. *CoRR* abs/1409.1556 (2014).
- Gawsalyan Sivapalan, Koushik Kumar Nundy, Soumyabrata Dev, Barry Cardiff, and Deepu John. 2022. ANNet: A Lightweight Neural Network for ECG Anomaly Detection in IoT Edge Sensors. *IEEE Transactions on Biomedical Circuits and Systems* 16 (2022), 24–35.
- S. Sun, Yu Cheng, Zhe Gan, and Jingjing Liu. 2019. Patient Knowledge Distillation for BERT Model Compression. In *Conference on Empirical Methods in Natural Language Processing*.
- Tatsuya Takemura, Naoto Yanai, and Toru Fujiwara. 2020. Model Extraction Attacks on Recurrent Neural Networks. *J. Inf. Process.* 28 (2020), 1010–1024.
- Shunpu Tang, Lunyuan Chen, Ke He, Junjuan Xia, Lisheng Fan, and Arumugam Nallanathan. 2021. Computational Intelligence and Deep Learning for Next-Generation Edge-Enabled Industrial IoT. *ArXiv* abs/2110.14937 (2021).
- Alexander G. Tartakovsky and George V. Moustakides. 2010. State-of-the-Art in Bayesian Change-point Detection. *Sequential Analysis* 29 (2010), 125 – 145.
- Jean-Baptiste Truong, Pratyush Maini, Robert J. Walls, and Nicolas Papernot. 2020. Data-Free Model Extraction. *2021 IEEE/CVF Conference on Computer Vision and Pattern Recognition (CVPR)* (2020), 4769–4778.
- Abhishek Vashist, Sharan Vidash Vidya Shanmugham, Amlan Ganguly, and Sai Manoj Pudukotai Dinakarrao. 2022. DQN Based Exit Selection in Multi-Exit Deep Neural Networks for Applications Targeting Situation Awareness. *2022 IEEE International Conference on Consumer Electronics (ICCE)* (2022), 1–6.
- Xin Wang, Fisher Yu, Zi-Yi Dou, and Joseph Gonzalez. 2017. SkipNet: Learning Dynamic Routing in Convolutional Networks. *ArXiv* abs/1711.09485 (2017).
- Zuxuan Wu, Tushar Nagarajan, Abhishek Kumar, Steven J. Rennie, Larry S. Davis, Kristen Grauman, and Rog rio Schmidt Feris. 2017. BlockDrop: Dynamic Inference Paths in Residual Networks. *2018 IEEE/CVF Conference on Computer Vision and Pattern Recognition* (2017), 8817–8826.

- Le Yang, Yizeng Han, Xi Chen, Shiji Song, Jifeng Dai, and Gao Huang. 2020. Resolution Adaptive Networks for Efficient Inference. *2020 IEEE/CVF Conference on Computer Vision and Pattern Recognition (CVPR)* (2020), 2366–2375.
- Xiaoyong Yuan, Lei Ding, Lan Zhang, Xiaolin Li, and Dapeng Oliver Wu. 2020. ES Attack: Model Stealing Against Deep Neural Networks Without Data Hurdles. *IEEE Transactions on Emerging Topics in Computational Intelligence* 6 (2020), 1258–1270.