

Primordial black holes in the curvaton model: possible connections to pulsar timing arrays and dark matter

Giacomo Ferrante,^{a,b} Gabriele Franciolini,^{b,c} Antonio Junior Iovino^{b,c,d} and Alfredo Urbano^{b,c}

^aLUPM, CNRS, Université Montpellier Place Eugene Bataillon, F-34095 Montpellier, France

^bDipartimento di Fisica, “Sapienza” Università di Roma, Piazzale Aldo Moro 5, 00185, Roma, Italy

^cINFN sezione di Roma, Piazzale Aldo Moro 5, 00185, Roma, Italy

^dLaboratory of High Energy and Computational Physics, National Institute of Chemical Physics and Biophysics, Rāvala pst. 10, 10143, Tallinn, Estonia

E-mail: giacomo.ferrante@umontpellier.fr, gabriele.franciolini@uniroma1.it, antoniojunior.iovino@uniroma1.it, alfredo.urbano@uniroma1.it

Abstract. We revise primordial black holes (PBHs) production in the axion-curvaton model, in light of recent developments in the computation of their abundance accounting for non-gaussianities (NGs) in the curvature perturbation up to all orders. We find that NGs intrinsically generated in such scenarios have a relevant impact on the phenomenology associated to PBHs and, in particular, on the relation between the abundance and the signal of second-order gravitational waves. We show that this model could explain both the totality of dark matter in the asteroid mass range and the tentative signal reported by the NANOGrav and IPTA collaborations in the nano-Hz frequency range. En route, we provide a new, explicit computation of the power spectrum of curvature perturbations going beyond the sudden-decay approximation.

Contents

1	Introduction	1
2	Axion-like curvaton model	2
2.1	The inflationary dynamics	2
2.2	The dynamics after inflation	6
2.3	Perturbations at linear order: curvature power spectrum	13
2.4	Primordial non-gaussianities	15
3	Phenomenology:	
	primordial black holes and gravitational waves	16
3.1	Primordial black hole formation	17
3.2	Scalar-induced gravitational waves	21
4	Conclusions	24
A	Fine tuning and initial conditions in the curvaton model	25
B	Perturbations in a Friedmann-Robertson-Walker universe	26
B.1	Perturbations dynamics in the Axion-curvaton model	30

1 Introduction

The idea of black holes produced in the early Universe was firstly proposed by Novikov and Zel'Dovic [1], followed shortly by the works by Hawking and Carr [2, 3], and has recently attracted much attention as they may contribute to the gravitational wave (GW) detections reported by the LIGO/Virgo/KAGRA collaboration (e.g. [4–12]). Furthermore, PBHs are also currently in the spotlight as they could explain the totality of dark matter (or at least a sizeable fraction of it) while being unavoidably related to a signal of second-order GWs, potentially visible at future GW experiments. It is of particular interest that the induced GW signatures of the formation of stellar mass PBHs fall within the reach of current Pulsar Timing Array (PTA) experiments, in the nano-Hz frequency range, where the NANOGrav Collaboration recently reported evidence for a stochastic common process [13] (and also independently supported by other PTA data [14–16]). Also, at larger frequencies, LISA [17] would be able to observe imprints of asteroidal mass PBH formation (e.g. [18–21]).

Different PBH formation mechanisms were devised in the literature. In this work, we will focus on what is denoted as the standard scenario in which PBH formation occurs by gravitational collapse of sufficiently large-amplitude perturbations in the density field (see e.g. [22] for a review). In recent years, numerous studies have shown how a spectator field, known as curvaton, can lead to the creation of large-amplitude perturbations during inflation [23–27]. Under certain conditions, these perturbations can be responsible for the generation of PBHs [28–39].

We study PBH production in the frame of a specific axion-like curvaton model [29, 32, 35], where a complex scalar field $\Phi = \varphi e^{i\vartheta}$ is introduced and its angular component ϑ is dubbed *curvaton*. The rolling of the radial component φ down the potential during inflation enhances by many orders of magnitude the angular perturbations $\delta\theta$ at small scales,

while, at scales associated with Cosmic Microwave Background (CMB) observations, $\delta\theta$ is suppressed and the main contribution to density fluctuations comes from the inflaton field, which lives in an uncoupled sector. Exploiting these features, we are able to obtain a broad power spectrum of curvature perturbations, i.e. a power spectrum which spans over many orders of magnitude of scales k , in a concrete model of the early universe. As it will be shown in section 3, this is crucial in order to make connection between observables related to PBH dark matter and those associated with scalar-induced GWs.

As already discussed at length in the literature, NGs of the curvature perturbation ζ play a major role in the computation of the abundance (see e.g. [40, 41]) for multiple reasons. First of all, the criterion for PBH collapse is expressed in terms of a critical density contrast threshold. This requires computing the abundance by deriving the statistical distribution of overdensity perturbations δ , which in turn are non-linearly related to ζ at super-Hubble scales (see e.g. [42]). This non-linear relation unavoidably introduces NGs in the distribution of the curvature perturbation [43, 44], which we will refer to in the following as *NGs from non-linearities*. Furthermore, curvaton dynamics leads to NG corrections in the probability density function (PDF) of ζ itself [45–58]. Such corrections, denoted as *primordial NGs*, are usually taken into account by means of the perturbative expansion

$$\zeta = \zeta_G + \frac{3}{5}f_{\text{NL}}\zeta_G^2 + \frac{9}{25}g_{\text{NL}}\zeta_G^3 + \dots, \quad (1.1)$$

where ζ_G follows a Gaussian distribution. The above expansion is often truncated at the quadratic order, assuming that f_{NL} captures the leading non-gaussian correction. However, the coefficients $f_{\text{NL}}, g_{\text{NL}}, \dots$ are generally not independent and, in the case of the curvaton model, can be resummed into an expression of the form $\zeta = \log[X(\zeta_G)]$ [59], where X will be introduced in section 2.4. Most importantly, in the case of a broad power spectrum, the computation of the abundance requires evaluating the power-series expansion in eq. (1.1) beyond its radius of convergence, and thus leads to a mathematically flawed result, as recently pointed out in ref. [60]. In this work, we apply the technique developed in ref. [60] to the aforementioned curvaton model (see also ref. [61]) and compute abundance of PBHs by considering both intrinsic and NGs induced by non-linearities in a non-perturbative way. As we will see, this has important consequences for the predicted signal of scalar-induced GWs, and in particular, allows to fit within a simple curvaton scenario both PBH dark matter and a stochastic GW background (SGWB) compatible with NANOGrav and IPTA recent data.

The paper is organized as follows. In section 2 we study in details the axion-like curvaton model, showing how it is able to produce a broad spectrum of curvature perturbations, going beyond the sudden decay approximation. The major results of our work are presented in section 3, where we compute the observables related to the model taking into account all the sources of NGs. These are the PBH mass distribution and the associated SGWB. Conclusions and discussion of results are presented in section 4.

2 Axion-like curvaton model

2.1 The inflationary dynamics

For simplicity, we work in the limit in which the Hubble rate during inflation is constant (pure de Sitter background), and we indicate its value with H_{inf} . We consider the axion-like curvaton model explored in refs. [29, 32, 35]. In these models the radial field is subject

to the quadratic potential

$$V(\varphi) = \frac{c}{2} H_{\text{inf}}^2 (\varphi - f)^2, \quad (2.1)$$

which has a minimum at $\varphi = f$. Refs. [29, 32, 35, 62] justify the potential in eq. (2.1) in the context of supergravity models.

If the radial field φ during inflation rolls down the quadratic potential in eq. (2.1), starting from some large field value of Planckian order, the angular perturbations get a large enhancement. This is easy to see explicitly. The equation of motion for φ (written in terms of the number of e -folds N , defined by $dN = H dt$, as time variable)

$$\frac{d^2 \varphi}{dN^2} + 3 \frac{d\varphi}{dN} + \frac{1}{H_{\text{inf}}^2} \frac{dV(\varphi)}{d\varphi} = 0, \quad (2.2)$$

admits the analytical solution

$$\varphi_H(N) = f_H + c_1 e^{N(-3-\sqrt{9-4c})/2} + c_2 e^{N(-3+\sqrt{9-4c})/2}, \quad (2.3)$$

where we introduce the a-dimensional field $\varphi_H \equiv \varphi/H_{\text{inf}}$ and we define $f_H \equiv f/H_{\text{inf}}$; the constants $c_{1,2}$ are fixed by some initial condition $\varphi_H(N_*) = \varphi_*$ and, for simplicity, vanishing initial velocity. We consider the case in which $0 < c < 9/4$. In this case, the field value in eq. (2.3) decreases exponentially fast starting from the value φ_* .

From the above expression we can easily compute the value $\varphi_H(N_k)$, that is the value of the field φ_H at the time N_k at which the mode with comoving wavenumber k crosses the Hubble horizon $a(N_k)H = k$. We define

$$N_k = N_* + \log \left(\frac{k}{k_*} \right), \quad (2.4)$$

where k_* is the comoving wavenumber that crosses the horizon at time N_* , that is $a(N_*)H = k_*$. To fix ideas, we consider $k_* = 0.05 \text{ Mpc}^{-1}$ as a reference scale with $N_* = \mathcal{O}(60)$. We find

$$\begin{aligned} \varphi_H(N_k) = \frac{1}{2\bar{c}} \left(\frac{k}{k_*} \right)^{-(3+\bar{c})/2} & \left\{ \varphi_* \left[-3 + \bar{c} + (3 + \bar{c}) \left(\frac{k}{k_*} \right)^{\bar{c}} \right] \right. \\ & \left. - f_H \left[-3 + \bar{c} - 2\bar{c} \left(\frac{k}{k_*} \right)^{(3+\bar{c})/2} + (3 + \bar{c}) \left(\frac{k}{k_*} \right)^{\bar{c}} \right] \right\}, \end{aligned} \quad (2.5)$$

with $\bar{c} \equiv \sqrt{9-4c}$. This expression is important because it shows how the factor $1/|\varphi_H(N_k)|^2$ enters in the determination of the amplitude of the angular perturbations once they exit the horizon. Consequently, one finds the analytical result

$$k^{3/2} |\delta \vartheta_k| = \frac{1}{\sqrt{2} \varphi_H(N_k)} \implies P_{\delta\theta}(k) = \frac{k^3 |\delta \vartheta_k|^2}{2\pi^2} = \frac{1}{4\pi^2 |\varphi_H(N_k)|^2}. \quad (2.6)$$

The angular power spectrum grows as a power-law $P_{\delta\theta}(k) \propto (k/k_*)^{n_\theta}$ with spectral index given by $n_\theta = 3 - \sqrt{9-4c}$. If the field φ rolls from Planckian values down to $\varphi_H = \mathcal{O}(f_H)$, one gets many orders-of-magnitude of power-law enhancement which is eventually crucial for the formation of PBHs or the generation of a sizable GW signal. More concretely, the power spectrum of angular fluctuations ranges in between the two limiting values

$$\frac{1}{4\pi^2 \varphi_*^2} [\text{for } k/k_* = 1] \leq P_{\delta\theta}(k) \leq \frac{1}{4\pi^2 f_H^2} [\text{for } k/k_* \gg 1] \implies \Delta P_{\delta\theta} \equiv \frac{\varphi_*^2}{f_H^2}, \quad (2.7)$$

so that the enhancement is controlled by the ratio φ_*/f_H .

Another relevant information is the time it takes for the power spectrum to fully grow from its initial value at $k/k_* = 1$ up to $1/4\pi^2 f_H^2$. Let us define this quantity as ΔN . If we approximate the power spectrum with a power-law (since we are only interested in the growing part), we find

$$P_{\delta\theta}(k) \approx \frac{1}{4\pi^2 \varphi_*^2} \left(\frac{k}{k_*} \right)^{3-\sqrt{9-4c}} \quad (2.8)$$

which leads to

$$\Delta N = \frac{1}{3-\sqrt{9-4c}} \log \left(\frac{\varphi_*^2}{f_H^2} \right) = \frac{\log(\Delta P_{\delta\theta})}{3-\sqrt{9-4c}}. \quad (2.9)$$

The result depends on c since it controls the slope of the growing power spectrum.

We show the power spectrum in eq. (2.6) in the left panel of fig. 1 for fixed c but different choices of φ_* and f_H as function of k/k_* (see caption for details). In the right panel of the same figure, we plot the function ΔN in eq. (2.9) as function of $\Delta P_{\delta\theta}$ for different values of c . For illustration we superimpose *i*) in red, the range of frequencies $2.5 \times 10^{-9} \lesssim f$ [Hz] $\lesssim 1.2 \times 10^{-8}$ that is relevant for the observation of a potential SGWB signatures by the NANOGrav experiment [13] (and other PTAs [14–16]) and *ii*) in blue the range of mass in which PBHs may constitute the totality of dark matter observed in the present-day Universe (given existing constraints [63]), $10^{18} \lesssim M_{\text{PBH}} [\text{g}] \lesssim 10^{21}$.

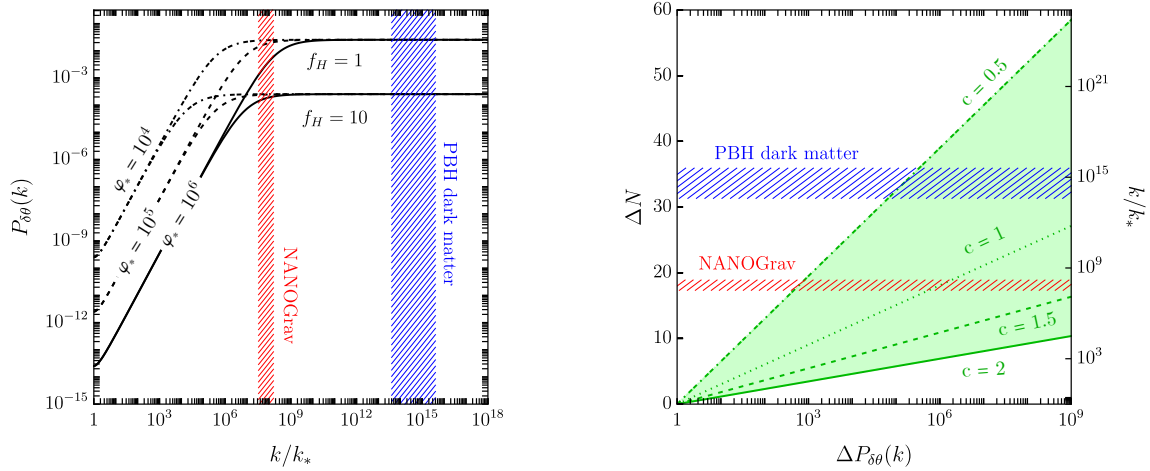


Figure 1. Left panel: angular power spectrum for different choices of φ_* and f_H and fixed $c = 27/16$ (leading to a spectral growth $n_\theta = 1.5$). Right panel: different spectral growth as a function of ΔN depending on the assumed initial conditions for the radial field dynamics, i.e. different c . For illustration, in both panels, we show the frequency range (converted in units of k/k_*) that is relevant for NANOGrav and other PTA experiments and the mass range (converted in units of k/k_*) in which the totality of the present-day dark matter abundance can be compatible with the PBH hypothesis (see main text for details).

Starting from ad-hoc initial conditions to get the above result, i.e. φ_* of planckian order, is not entirely satisfactory and we address the degree of fine tuning required for setting our initial conditions in appendix A.

At this stage, we can already make a number of relevant comments.

- i) The power spectrum of angular perturbations $\delta\vartheta_k$ can be enhanced during inflation – triggered by the classical rolling of its radial counterpart – by several orders of magnitude. The key equation is eq. (2.9). The a-dimensional ratio $\Delta P_{\delta\theta} \equiv \varphi_*^2/f_H^2$ controls the enhancement of the power spectrum and the parameter c controls the e -fold time ΔN that is needed to complete such a growth, see fig. 1. This is because the larger c the faster the classical rolling of the radial field (see eq. (2.3)). In particular, we remark that, as follows from the right-hand side of the inequality in eq. (2.7), the smaller f_H the larger the upper value reachable by $P_{\delta\theta}(k)$.
- ii) By requiring the condition $9 - 4c > 0$, we consequently fix the maximum spectral growth to 3 and we can see from the left panel of fig. 1 that $P_{\delta\theta}$ does not exhibit oscillatory behavior when reaching the plateau. In principle, violating the condition $9 - 4c > 0$ would cause φ to reach the minimum of the quadratic potential and oscillate around it, thereby altering the shape of the angular power spectrum as described by eq. (2.6). In our case, this does not occur due to the dominant role of the Hubble friction term, which brings φ to f asymptotically and damps any oscillations. As a result, we will not generate any significant oscillatory features on the PBH abundance nor on the SGWB spectrum
- iii) In fig. 2 we show the evolution of physical length-scales $\lambda_{\text{phys}} = a/k$ (in units of the present-day Hubble length $1/H_0$) throughout the history of the Universe from the inflationary epoch until today. We assume instantaneous reheating and, after inflation, standard Λ CDM cosmology. Experimental constraint on the tensor-to-scalar ratio can be translated into an upper bound on the energy scale of inflation; in turn, this implies an upper bound on the Hubble parameter during inflation [64]

$$\frac{H_{\text{inf}}}{\bar{M}_{\text{Pl}}} < 2.5 \times 10^{-5}, \quad \text{at 95\% C.L..} \quad (2.10)$$

\bar{M}_{Pl} is the reduced Planck mass ($\bar{M}_{\text{Pl}}^2 = 1/8\pi G_N \simeq 2.4 \times 10^{18}$ GeV). For us, inflation takes place in a decoupled sector, and we only need to specify H_{inf} and N_* . We consider a high-scale inflationary model with $H_{\text{inf}}/\bar{M}_{\text{Pl}} = 10^{-6}$ and we take $N_* = 55$ as the e -fold time at which the pivot scale $k_* = 0.05 \text{ Mpc}^{-1}$ exits the Hubble horizon during inflation.

The comoving scale k re-enters the horizon after inflation at the temperature

$$T_k = \left(\frac{90 \bar{M}_{\text{Pl}}^2 H_{\text{inf}}^2}{\pi^2 g_*} \right)^{1/4} e^{-N_*} \left(\frac{k}{k_*} \right), \quad (2.11)$$

with g_* the relativistic degrees of freedom. It is also interesting to mention here that, if we convert the comoving wavenumber into frequency by means of $k = 2\pi f$, one finds (see e.g. [11])

$$T_f \simeq 61 \text{ MeV} \left(\frac{g_*}{10.75} \right)^{1/6} \left(\frac{f}{10^{-9} \text{ Hz}} \right). \quad (2.12)$$

The above estimate implies that comoving wavenumbers corresponding to frequencies of order $\mathcal{O}(10^{-9})$ Hz re-enter the Hubble horizon when the temperature is of the order of the QCD phase transition (see fig. 2). This is expected to modify any cosmological SGWB in the range of frequency detectable by PTA experiments [65–71]. Implications of this idea are discussed in sec 3.2.

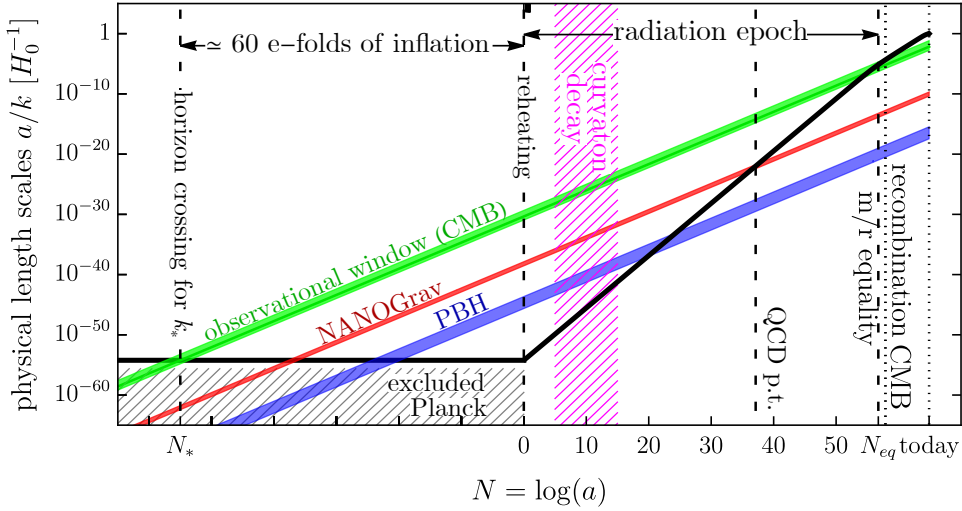


Figure 2. The black line shows the evolution of the physical Hubble horizon $1/H$ as a function of the number of e-folds N , computed assuming slow-roll inflation and standard Λ CDM model. The green region shows the evolution of the scales associated with CMB observations. The scales of phenomenological interest for PBHs are those associated with a signal of second-order GWs compatible with NANOGrav and PTA data (red region) and those at which PBHs account for the totality of dark matter (blue region). In both cases it is crucial that such scales re-enter the Hubble horizon after all the curvaton field has decayed into radiation otherwise PBHs production cannot occur by means of gravitational collapse of the radiation fluid, as expected in curvaton models. Interestingly enough, the horizon crossing of scales relevant for a detection by the NANOGrav collaboration occurs around the time of QCD phase transition. This means that the phase transition due to the confinement of the strong sector is of phenomenological relevance and has to be taken into account when computing observables of the model.

2.2 The dynamics after inflation

The angular field ϑ constitutes a sub-dominant component of the energy-density budget during inflation. In order to make the perturbations $\delta\vartheta_k$ phenomenologically relevant, we need to transfer them into radiation after the end of inflation. For this to happen, we shall introduce – following the spirit of conventional curvaton models – a coupling between the field ϑ and photons. After the end of inflation, the inflaton energy density is converted into radiation. We assume instantaneous reheating. The reheating temperature is then given by

$$T_{\text{RH}} = \left(\frac{90}{\pi^2 g_*} \right)^{1/4} \bar{M}_{\text{Pl}}^{1/2} H_{\text{inf}}^{1/2} \simeq 10^{15} \text{GeV} \left(\frac{106.75}{g_*} \right)^{1/4} \left(\frac{H_{\text{inf}}}{10^{-6} \bar{M}_{\text{Pl}}} \right)^{1/2}. \quad (2.13)$$

In eq. (2.13) we take $g_* = 106.75$ (but we remind that g_* is a function of T). We assume that the global $U(1)$ symmetry is broken explicitly by some non-perturbative effect and the curvaton obtains the following potential

$$\mathcal{V}(\phi) = \Lambda^4 \left(1 - \cos \frac{\phi}{f} \right) \simeq \frac{1}{2} m_\phi^2 \phi^2, \quad (2.14)$$

where the curvaton mass is $m_\phi = \Lambda^2/f$. We now have $\vartheta = \phi/f$. We simplify the analysis and consider in eq. (2.14) the quadratic approximation¹ in which we only have a mass

¹If we go beyond the quadratic potential, including for instance anharmonic corrections caused by curvaton self interactions, the equation of motion of the curvaton becomes non-linear and NG acquires a

term for ϕ .

The curvaton field remains approximately constant until the Hubble parameter falls below the curvaton mass when the curvaton starts oscillating around the minimum of its potential. Notice that the potential in eq. (2.14) is generated only after the temperature T of the radiation bath drops below some value of the order of the confinement scale Λ . For instance, in the case of the QCD axion we have

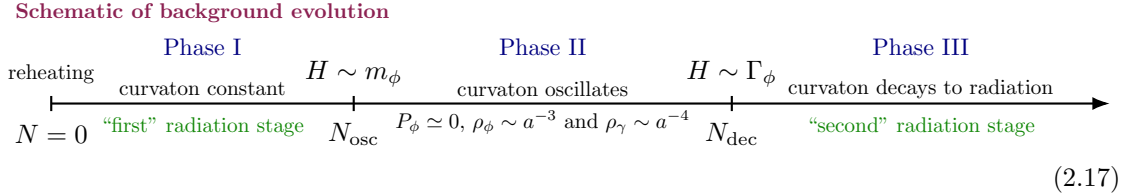
$$m_\phi^2(T) = \begin{cases} c_0(\Lambda_{\text{QCD}}^4/f^2) & \text{for } T \lesssim T_0 \\ c_T(\Lambda_{\text{QCD}}^4/f^2)(\Lambda_{\text{QCD}}/T)^n & \text{for } T \gtrsim T_0 \end{cases}, \quad (2.15)$$

with the parameters c_0 , c_T and n that can be determined using the dilute instanton gas approximation valid at high temperatures. Typical values are $c_0 \simeq 10^{-3}$, $c_T \simeq 10^{-7}$ and $n \simeq 7$ with $T_0 \simeq 100$ MeV and $\Lambda_{\text{QCD}} \simeq 400$ MeV. In principle, we can postulate a situation that mimics the one of QCD, and consider the temperature-dependent curvaton mass

$$m_\phi^2(T) = \begin{cases} m_\phi^2 & \text{for } T \lesssim \Lambda \\ m_\phi^2 (\Lambda/T)^n & \text{for } T \gtrsim \Lambda \end{cases}, \quad (2.16)$$

with zero-temperature value $m_\phi = \Lambda^2/f$. We remark that the temperature that controls the curvaton mass does not need to equal the temperature of the SM bath. For instance, this is the case if the curvaton mass is generated by couplings to a hidden sector that is not in kinetic equilibrium with the SM. For simplicity, we take T in eq. (2.16) to be the temperature of the SM bath (see ref. [73] for a critical discussion). For definiteness, we set $n = 8$ in eq. (2.16).

During curvaton oscillations, $\rho_\phi \propto a^{-3}$ and $\rho_\gamma \propto a^{-4}$. Therefore, the curvaton component of the energy density ρ_ϕ increases with respect to the radiation component ρ_γ . This stage of the dynamics lasts until the Hubble rate H becomes of the order of the decay width Γ_ϕ of the curvaton. After this time, the decay of the curvaton into radiation becomes quickly efficient. Schematically, the dynamics after the end of inflation is summarized in the following sketch (with $N = \int H dt$)



We assume that ϕ decays as consequence of the following dimension-5 effective operator

$$\mathcal{L}_{\phi F \tilde{F}} = \frac{g_{a\gamma\gamma}}{4f} \phi F_{\mu\nu} \tilde{F}^{\mu\nu}, \quad (2.18)$$

which gives the decay rate Γ_ϕ

$$\Gamma_\phi = \frac{g_{a\gamma\gamma}^2 m_\phi^3}{64\pi f^2} \simeq g_{a\gamma\gamma} \left(\frac{\Lambda}{10^4 \text{ GeV}} \right)^6 \left(\frac{10^{11} \text{ GeV}}{f} \right)^5 \left(\frac{10^8}{\tau_U} \right), \quad (2.19)$$

that we have written in terms of the present age of the Universe $\tau_U \simeq 13.8 \times 10^9$ yr, while the mass m_ϕ is

$$m_\phi \simeq 10^6 \text{ eV} \left(\frac{\Lambda}{10^4 \text{ GeV}} \right)^2 \left(\frac{10^{11} \text{ GeV}}{f} \right). \quad (2.20)$$

scale-dependence [72]. We leave this case for a future work.

The lifetime $\tau_\phi = 1/\Gamma_\phi$ can be either much longer or much shorter than τ_U . Typically, the cosmologically long-lived option $\tau_\phi \gg \tau_U$ is preferred since in this case ϕ can naturally serve as dark matter whose abundance is generated by means of the misalignment mechanism (see ref. [74, 75] for a review), but in the opposite regime, as we are considering in this work, ϕ is not cosmologically stable and decays into radiation.

In order to describe the dynamics of the model after the end of inflation, we study Einstein and fluid equations. Consider first the unperturbed background. The Friedmann equation and the continuity equation are

$$\begin{aligned} \text{Friedmann equation : } \quad & 3\bar{M}_{\text{Pl}}^2 H^2 = \rho_\gamma + \rho_\phi, \\ \text{continuity equation for each fluid : } \quad & \dot{\rho}_\alpha = -3H(\rho_\alpha + P_\alpha) + Q_\alpha, \end{aligned} \quad (2.21)$$

where in this case we have two background fluids, that are the radiation fluid with energy density $\rho_\gamma = \rho_\gamma(t)$ and pressure $P_\gamma = P_\gamma(t) = \rho_\gamma/3$ and the homogeneous field $\phi = \phi(t)$ whose energy density and pressure are given by²

$$\rho_\phi = \frac{1}{2}\dot{\phi}^2 + \mathcal{V}(\phi), \quad P_\phi = \frac{1}{2}\dot{\phi}^2 - \mathcal{V}(\phi). \quad (2.22)$$

In eq. (2.21) Q_α represents the energy transfer per unit time to the α -fluid. This transfer of energy is due to the decay $\phi \rightarrow \gamma\gamma$ previously introduced, and we have $Q_\gamma = -Q_\phi = \Gamma_\phi \rho_\phi$. All in all, the three relevant equations are

$$3\bar{M}_{\text{Pl}}^2 H^2 = \rho_\gamma + \rho_\phi \equiv \rho, \quad (2.23)$$

$$\dot{\rho}_\gamma + 4H\rho_\gamma = +\Gamma_\phi \rho_\phi, \quad (2.24)$$

$$\dot{\rho}_\phi + 3H(\rho_\phi + P_\phi) = -\Gamma_\phi \rho_\phi. \quad (2.25)$$

During phase II (see eq. (2.17)) the curvaton oscillates and one can take the approximation $P_\phi \simeq 0$. This is because during this phase the curvaton field oscillates with a typical timescale set by its mass, $t_\phi = 1/m_\phi$, which is smaller than the inverse Hubble rate, $t_\phi < 1/H$. One can, therefore, average over an oscillation and estimate $\dot{\phi} \simeq m_\phi \phi$; from eq. (2.22) it follows that $P_\phi \simeq 0$. This is the approximation used in ref. [76]. This is a good description of the classical field dynamics when the Hubble rate drops below the mass of the curvaton.³

We solve the system in eqs. (2.23-2.25) in two steps. First, we consider the evolution during phase I. We set the initial conditions $\rho_\gamma(N=0) = 3\bar{M}_{\text{Pl}}^2 H_{\text{inf}}^2$ and $\vartheta(N=0) = \vartheta_0$ (with vanishing initial velocity). We rewrite eq. (2.25) in terms of an evolution equation for $\vartheta(N)$ with energy density and pressure given by eq. (2.22), and we use the number of

²The energy-momentum tensor in the FLRW geometry is given by $T_\alpha^{\mu\nu} = \text{diag}(\rho_\alpha, P_\alpha/a^2, P_\alpha/a^2, P_\alpha/a^2)$ and for the scalar field ϕ energy density and pressure can be identified if one computes the components of $T_\phi^{\mu\nu} = (\partial^\mu \phi)(\partial^\nu \phi) - g^{\mu\nu}[(\partial_\rho \phi)(\partial^\rho \phi)/2 + \mathcal{V}(\phi)]$. The continuity equation $\dot{\rho}_\alpha = -3H(\rho_\alpha + P_\alpha)$ (in the absence of energy transfer, $\Gamma_\phi = 0$) simply follows from the temporal component of $T_\alpha^{\mu\nu}{}_{;\mu} = 0$. In the presence of interactions between the fluids, notice that in general we have $T_\alpha^{\mu\nu}{}_{;\mu} \neq 0$ for each individual fluid but, as a consequence of the Bianchi identity, we must have the conservation equation $\sum_\alpha T_\alpha^{\mu\nu}{}_{;\mu} = 0$ for their sum. This condition forces the relation $Q_\gamma = -Q_\phi$. We refer to appendix B for a more detailed discussion.

³In the limit $P_\phi \rightarrow 0$ the continuity equation $\dot{\rho}_\phi + 3H(\rho_\phi + P_\phi) = -\Gamma_\phi \rho_\phi$ can be written in the form $\ddot{\phi} + (3H + \Gamma_\phi)\dot{\phi} + \mathcal{V}'(\phi) = 0$ and the factor Γ_ϕ enters in the Klein-Gordon equation in the form of a damping term.

e -folds as time variable. To be more precise, the system we solve is

$$\frac{dH}{dN} + \frac{3H}{2} + \frac{H\rho_\gamma}{2\rho} + \frac{3HP_\phi}{2\rho} = 0, \quad (2.26)$$

$$\frac{d\rho_\gamma}{dN} + 4\rho_\gamma - \frac{f^2\Gamma_\phi H}{2} \left[\left(\frac{d\vartheta}{dN} \right)^2 + \frac{m_\phi(T)^2}{H^2} \vartheta^2 \right] = 0, \quad (2.27)$$

$$\begin{aligned} \frac{d\vartheta}{dN} \frac{d^2\vartheta}{dN^2} + \left(\frac{d\vartheta}{dN} \right)^2 \left[3 + \frac{d}{dN} \log H \right] + \frac{m_\phi(T)^2}{H^2} \vartheta \left[\frac{d\vartheta}{dN} - \frac{n\vartheta}{2} \frac{d}{dN} \log T \right] \\ + \frac{\Gamma_\phi}{2H} \left[\left(\frac{d\vartheta}{dN} \right)^2 + \frac{m_\phi(T)^2}{H^2} \vartheta^2 \right] = 0. \end{aligned} \quad (2.28)$$

Notice that, as in the case of the conventional misalignment mechanism when the global $U(1)$ symmetry gets spontaneously broken during inflation, ϑ_0 is a free parameter. We follow the evolution of the system until the field ϑ and its pressure P_ϕ start oscillating on timescales shorter than the inverse Hubble rate. At this point, as discussed before, the pressure can be safely neglected. Numerically, this first part of the dynamics lasts until $T = \Lambda$ at e -fold time N_Λ .⁴ The subsequent evolution can be described by the same system in eqs. (2.23-2.25) in which we now set $P_\phi = 0$. In this limit the system simplifies to

$$\frac{dH}{dN} + \frac{3H}{2} + \frac{H\Omega_\gamma}{2} = 0, \quad (2.29)$$

$$\frac{d\Omega_\gamma}{dN} + \Omega_\phi\Omega_\gamma - \frac{\Gamma_\phi\Omega_\phi}{H} = 0, \quad (2.30)$$

$$\frac{d\Omega_\phi}{dN} - \Omega_\phi\Omega_\gamma + \frac{\Gamma_\phi\Omega_\phi}{H} = 0, \quad (2.31)$$

where we introduce the time-dependent quantities $\Omega_\gamma \equiv \rho_\gamma/\rho$ and $\Omega_\phi \equiv \rho_\phi/\rho$ (with $\Omega_\gamma + \Omega_\phi = 1$ by definition). We solve the system in eqs. (2.29-2.31) with initial conditions given by the solutions of eqs. (2.26-2.28) at time $N = N_\Lambda$. We show in fig. 3 the background dynamics in terms of Ω_γ and Ω_ϕ after the end of inflation for three benchmark sets of parameters.

It is also possible to describe the dynamics in a simplified way. During phase I, we can set $\Gamma_\phi = 0$ and $\rho_\phi = 0$ (massless field frozen at some initial constant value). Furthermore, we neglect the time-dependence of g_* and set $g_* = 106.75$. This is correct as long as this part of the dynamics takes place before the electroweak phase transition. Under these assumptions, we find the following analytical solutions for the temperature and the Hubble rate

$$T(N) = \left(\frac{90\bar{M}_{\text{Pl}}^2 H_{\text{inf}}^2}{\pi^2 g_*} \right)^{1/4} e^{-N}, \quad H(N) = H_{\text{inf}} e^{-2N}. \quad (2.32)$$

In this simplified setup, we can compute the e -fold time N_Λ defined by $T(N_\Lambda) \equiv \Lambda$ and the e -fold time N_ϕ defined by $H(N_\phi) \equiv m_\phi$. We find

$$N_\Lambda = \frac{1}{4} \log \left(\frac{90\bar{M}_{\text{Pl}}^2 H_{\text{inf}}^2}{\pi^2 g_* \Lambda^4} \right), \quad N_\phi = \frac{1}{2} \log \left(\frac{H_{\text{inf}}}{m_\phi} \right). \quad (2.33)$$

Notice that if we consider the case $f \ll \bar{M}_{\text{Pl}}$ then the previous relations (we remind that $m_\phi = \Lambda^2/f$) imply that $N_\phi < N_\Lambda$ (see fig. 3). This means that at time N_ϕ when

⁴Numerically, we checked that the exact value of N at which we switch to phase II does not impact our results as long as $N \gtrsim N_\Lambda$.

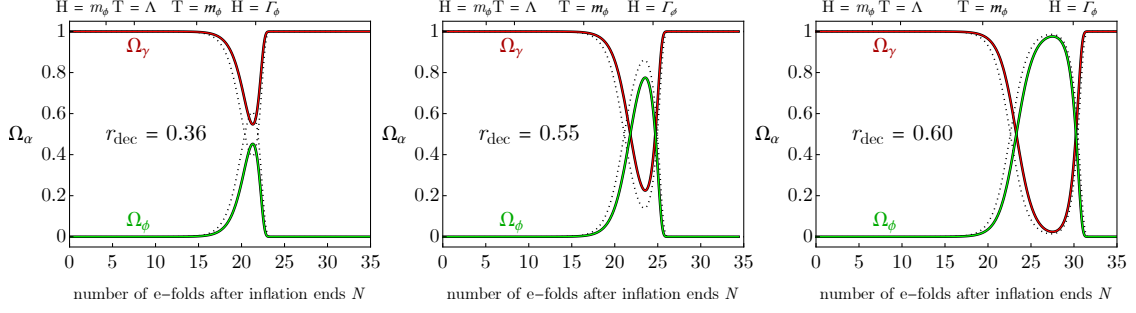


Figure 3. Here we set $f = 10^{15}$ GeV, $H_{\text{inf}}/\bar{M}_{\text{Pl}} = 10^{-6}$, $\vartheta_0 = 0.01$. In the left panel we have $m_\phi = 5 \times 10^8$ GeV, in the central panel $m_\phi = 10^8$ GeV and in the right panel $m_\phi = 5 \times 10^7$ GeV. The e-fold time difference ΔN between $T = m_\phi$ and $H = \Gamma_\phi$ increases from left to right. This implies that the curvaton energy density has progressively more time to increase with respect to radiation (since during this time interval it redshifts as non-relativistic matter) before decaying into the latter. In each panel we quote the corresponding value of the parameter r_{dec} defined in eq. (2.35). The numerical value of r_{dec} is computed at the time N_{dec} at which $H = \Gamma_\phi$, as indicated on the labels of the top x-axis. Dashed lines represent the model in the simplified setup (further details are provided in the main text).

$H(N_\phi) = m_\phi$ the temperature is of order $T(N_\phi) \simeq (\bar{M}_{\text{Pl}}/f)^{1/2}\Lambda \gg \Lambda$ and the field ϑ does not fill yet the effect of the non-zero mass. This means that identifying the time N_{osc} with N_ϕ would not be entirely correct. On the other hand, at time N_Λ the temperature is $T(N_\Lambda) = \Lambda$ and the mass $m_\phi(T)$ fully formed (see eq. (2.16)). It is, therefore, more realistic to identify N_{osc} with N_Λ . At this time, we estimate the initial condition for the energy density Ω_ϕ to be $\Omega_\phi(N_{\text{osc}}) = \Lambda^4 \vartheta_0^2 / 3\bar{M}_{\text{Pl}}^2 H(N_{\text{osc}})^2$ while for the radiation bath we have $\Omega_\gamma(N_{\text{osc}}) = 1 - \Omega_\phi(N_{\text{osc}})$. Given these initial conditions, we solve the system in eqs. (2.29-2.31) for $N > N_{\text{osc}}$. The result is also shown in fig. 3 (dotted black lines).

Notice that it is important to have good control over the initial value of Ω_ϕ that is used to solve the system in eqs. (2.29-2.31) since this value gets exponentially modified during the dynamical evolution in phase II. In the so-called sudden decay limit (that is $\Gamma_\phi = 0$) we indeed have the analytical solutions [76]

$$\Omega_\gamma(N) = \frac{1}{1 + pe^N}, \quad \Omega_\phi(N) = \frac{pe^N}{1 + pe^N}, \quad (2.34)$$

with $p \equiv \Omega_\phi/\Omega_\gamma$ at $N = N_{\text{osc}}$.

If we define the time-dependent quantity $r(N) \equiv 3\rho_\phi/(3\rho_\phi + 4\rho_\gamma)$, a key parameter in the analysis of the following sections will be the weighted fraction of the curvaton energy density to the total energy density at the time of curvaton decay, defined by⁵

$$r_{\text{dec}} \equiv r(N_{\text{dec}}) = \left. \frac{3\rho_\phi}{3\rho_\phi + 4\rho_\gamma} \right|_{N=N_{\text{dec}}} = \left. \frac{3\Omega_\phi}{4 - \Omega_\phi} \right|_{N=N_{\text{dec}}}, \quad \text{with } H = \Gamma_\phi \text{ at } N = N_{\text{dec}}. \quad (2.35)$$

⁵Notice that in refs. [32, 35] this parameter is differently defined as the ratio between the energy densities of the curvaton and radiation. More concretely, refs. [32, 35] define r to be $\kappa \equiv \rho_\phi/\rho_\gamma$, and the relation with r used in this work is given by $r = 3\kappa/(4 + 3\kappa)$. We, therefore, adopt the more conventional definition of $r \equiv 3\rho_\phi/(3\rho_\phi + 4\rho_\gamma)$ used in the curvaton literature.

We show the evolution of the parameter r in fig. 4. More in detail, the left panel of fig. 4 shows the evolution of r corresponding to the three benchmark models discussed in fig. 3; the right-hand panel, on the contrary, shows the value of r_{dec} as function of m_ϕ (with the parameters H_{inf} , f and ϑ_0 fixed to the values quoted in the caption and in fig. 3). The time evolution of r clearly retraces the time evolution of Ω_ϕ , and features a maximum during the oscillating phase of the curvaton. Notice that the numerical value of r_{dec} depends on its specific definition. If we define r_{dec} strictly as in eq. (2.35), then we find $r_{\text{dec}} \lesssim 0.6$ even for cases in which the energy density of the curvaton happens to dominate the total energy density of the Universe before decaying (see the plateau in the right panel of fig. 4). This is due to the fact that the decay of the curvaton is not an instantaneous process that happens at $H = \Gamma_\phi$ but, as evident from fig. 3 and fig. 4, when $H = \Gamma_\phi$ part of the curvaton energy density was already converted back into radiation.

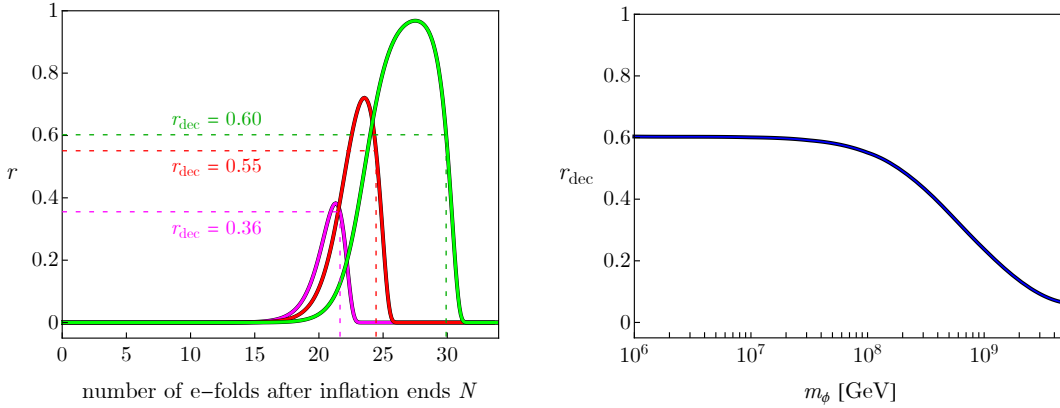


Figure 4. We fix $f = 10^{15}$ GeV, $H_{\text{inf}}/\bar{M}_{\text{Pl}} = 10^{-6}$, $\vartheta_0 = 0.01$. In the left panel, we show the evolution of r for the three values of m_ϕ shown in fig. 3; we also identify the value of r_{dec} , defined as in eq. (2.35). In the right panel, we show the value of r_{dec} as function of m_ϕ .

The importance of the parameter r_{dec} is twofold. On the one hand, at the linear level, it controls the fraction of perturbations that are transferred to radiation; we shall discuss in more detail this effect in section 2.3. On the other hand, it also controls the impact of non-gaussian corrections; we shall discuss this issue and its implications in section 3.

At this stage of the analysis, we can pause to try a first exploration of the parameter space. Cosmologically, the relevant parameters are N_{dec} and r_{dec} . As far as the fundamental parameters are concerned, we focus our attention primarily on m_ϕ and f . In fig. 5 we fix $H_{\text{inf}}/\bar{M}_{\text{Pl}} = 10^{-6}$ and, for the moment, we keep $\vartheta_0 = 0.01$.

We comment about the ϑ_0 -dependence in fig. 6. Intuitively, we do not expect a strong ϑ_0 -dependence for what concerns N_{dec} since the latter is determined by the equation $H = \Gamma_\phi$. In this equation, the decay width Γ_ϕ does not depend on ϑ_0 ; the value of the Hubble parameter, on the contrary, does depend on ϑ_0 since the size of ϑ_0 controls the (initial value of the) curvaton energy density which enters in the Friedmann equation, eq. (2.23). However, as long as the curvaton does not dominate the energy budget of the Universe for long time, this change does not alter much the evolution of H and, consequently, the time at which $H = \Gamma_\phi$. This is confirmed by the numerical analysis shown in the left panel of fig. 6 (see caption for details). Consider now the value of r_{dec} . Contrary to the previous argument, we do expect a sizable dependence on ϑ_0 . The reason

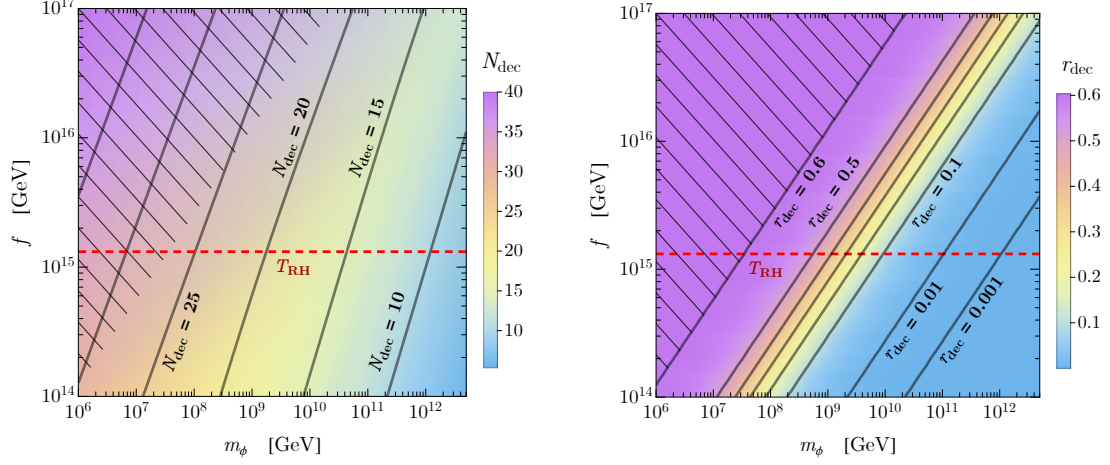


Figure 5. $\vartheta_0 = 0.01$. Scan over the parameter space of the model in light of the background analysis discussed in section 2.2. The horizontal dashed red line indicates the assumed re-heating temperature scale (2.13). The black hatched region identifies the parameter space for which $\tau_\phi \geq \tau_U$.

follows from what we already noticed above eq. (2.34): the value of the curvaton energy density at the beginning of the oscillating phase (controlled by ϑ_0) gets exponentially modified by the dynamics during Phase II.

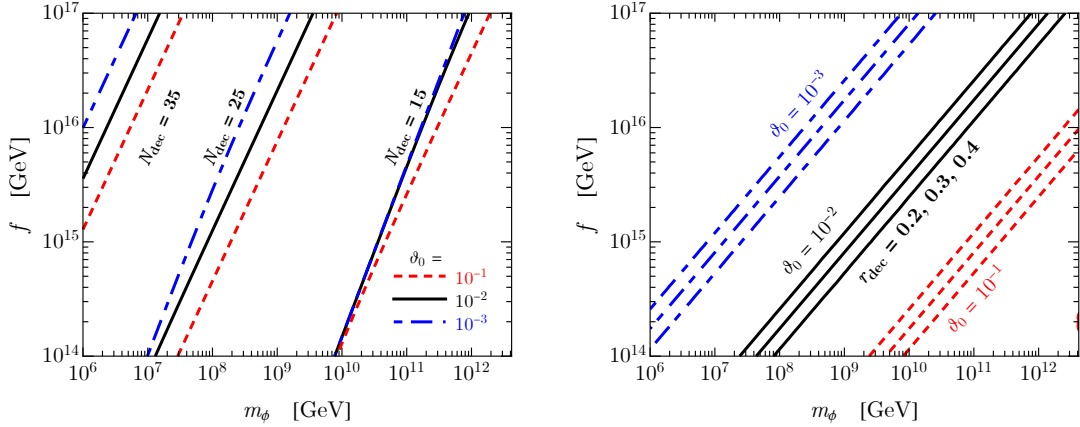


Figure 6. Same as in fig. 5 but for different values of ϑ_0 ($\vartheta_0 = 10^{-1}$, dashed red lines; $\vartheta_0 = 10^{-3}$, dot-dashed blue lines; solid black lines refer to $\vartheta_0 = 10^{-2}$). As far as N_{dec} is concerned, on the left panel we only show contours corresponding to $N_{\text{dec}} = 15, 25, 35$; similarly, on the right panel, we only show contours corresponding to $r_{\text{dec}} = 0.2, 0.3, 0.4$ (from the right- to the left-most lines in each of the three groups).

2.3 Perturbations at linear order: curvature power spectrum

At the linear order, the gauge invariant curvature perturbation on spatial slices of uniform energy density reads [77]

$$\zeta \equiv -\psi - H \frac{\delta\rho}{\dot{\rho}}, \quad (2.36)$$

with $\rho = \rho_\phi + \rho_\gamma$, $\dot{\rho} = \dot{\rho}_\phi + \dot{\rho}_\gamma$ and $\delta\rho = \delta\rho_\phi + \delta\rho_\gamma$; ψ is the gauge-dependent curvature perturbation that enters in the linear perturbations about a spatially-flat Friedmann-Robertson-Walker background, as defined in eq. (B.1). We refer to appendix B for a more detailed discussion.

It is customary to introduce individual curvature perturbations ζ_α each of which is associated with a single energy density component, and similarly defined by $\zeta_\alpha \equiv -\psi - H(\delta\rho_\alpha/\dot{\rho}_\alpha)$. Consequently, the curvature perturbation ζ can be equivalently written as

$$\zeta = -\psi + \frac{[\dot{\rho}_\phi(\zeta_\phi + \psi) + \dot{\rho}_\gamma(\zeta_\gamma + \psi)]}{\dot{\rho}} = \frac{\dot{\rho}_\phi}{\dot{\rho}} \zeta_\phi + \frac{\dot{\rho}_\gamma}{\dot{\rho}} \zeta_\gamma. \quad (2.37)$$

This equation is exact. We are interested in the evolution of ζ in Fourier space, and more concretely in its power spectrum. In other words, the goal is computing the quantity

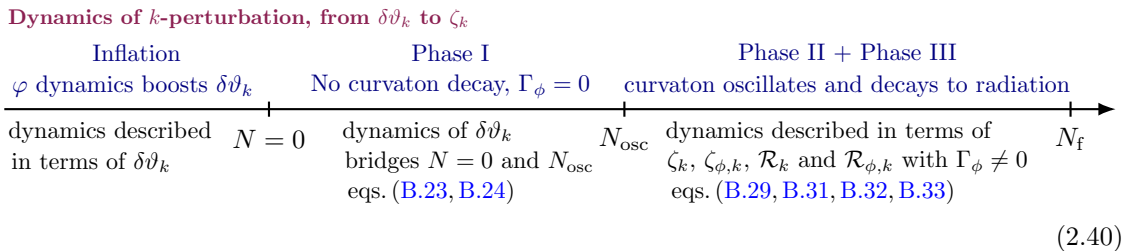
$$P_\zeta(k) = \frac{k^3}{2\pi^2} |\zeta_k(N_f)|^2, \quad (2.38)$$

where $\zeta_k(N)$ is the time-dependent Fourier mode of ζ for a given comoving wavenumber $k \equiv |\vec{k}|$ and the notation in eq. (2.38) means that $\zeta_k(N)$ should be evaluated at some appropriate time N_f after the mode ζ_k settles to its final value, that is conserved until horizon re-entry. Importantly, the dynamics of ζ is controlled by the equation

$$\frac{d\zeta_k}{dN} = -\frac{\delta P_{\text{nad},k}}{\rho + P} + \frac{k^2}{3(aH)^2} (\Psi_k - \mathcal{R}_k), \quad (2.39)$$

where \mathcal{R} is the total comoving curvature perturbation, Ψ the curvature perturbation on uniform shear hypersurfaces and δP_{nad} the total non-adiabatic pressure perturbation (see appendix B). This equation implies that ζ_k is conserved on super-horizon scales (that is when $k \ll aH$ and the last term in eq. (2.39) can be safely neglected) and in the absence of non-adiabatic pressure perturbations (that is the first term on the right-hand side of eq. (2.39)). Since during phase II+III we have a non-zero δP_{nad} (because of the relative entropy perturbation between the curvaton and the radiation fluid, see eq. (B.30)), the time N_f is given by *i*) anytime in between $N_{\text{dec}} < N_f < N_k$ if the mode k re-enters the horizon (at time N_k such that $k/aH = 1$) after the curvaton decay takes place or *ii*) simply by $N_f \simeq N_k < N_{\text{dec}}$ if the mode k re-enters the horizon before the curvaton decay.

Schematically, we describe the dynamics of perturbations for a given k -mode as summarized in the following sketch:



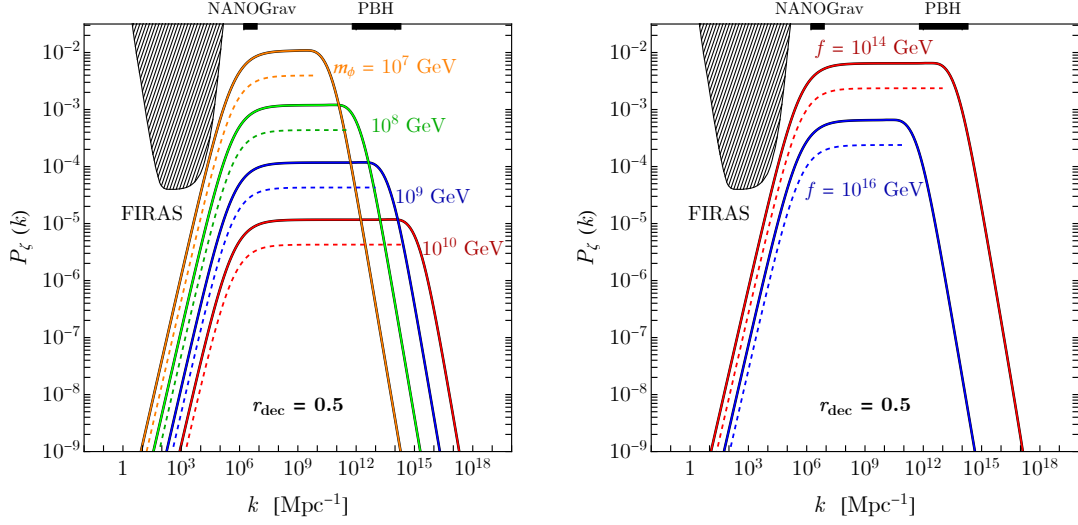


Figure 7. Left panel. Power spectra $P_\zeta(k)$ in eq. (2.38) for four different representative values of m_ϕ . We fix $f = 3 \times 10^{15}$ GeV and tune ϑ_0 to get $r_{\text{dec}} = 0.5$ in each of the four spectra. The dashed lines correspond to the sudden decay approximation while the solid lines include the dynamics of phase II+III (see the schematic in eq. (2.17) and discussion in section 2.3). Right panel. Same as in the left panel but with $m_\phi = 10^8$ GeV fixed and for two representative values of the decay constant f . To guide the eye, on the top x-axis we indicate the k -range that is relevant for the generation of second-order GWs detectable by the NANOGrav and other PTA experiments and the k -range that is viable for the identification of the totality of dark matter with PBHs. The dashed regions shows the experimental constraints coming from the analysis of CMB spectral distortion by the FIRAS collaboration [78–81].

Fig. 7 shows $P_\zeta(k)$, computed by choosing the proper N_f for each k , for different values of f and m_ϕ . We can deduce the qualitative behaviour of the power spectrum shape under a change of parameters. We observe that decreasing f has the effect of increasing the amplitude and enlarging the range of k where $P_\zeta(k)$ is enhanced. This can be explained by considering that the fast-rolling dynamics of φ lasts longer for smaller values of f (see also eq. (2.19)). Hence, angular perturbations have more time to grow (see also eq. (2.7)). Moreover, as the curvaton decay width scales as $\Gamma_\phi \propto f^{-2}$, decreasing f means anticipating decay into radiation. An early-time decay interests larger scales, resulting in a broader power spectrum. Analogously, decreasing m_ϕ shrinks the power spectrum and pushes it up to higher amplitude values. The reason to this has to be found, again, in the scaling of the decay width $\Gamma_\phi \propto m_\phi^3$. Also, decreasing the curvaton mass has the effect of increasing the e -fold time difference ΔN between $T = m_\phi$ and $H = \Gamma_\phi$ implying that now the angular perturbations, and hence the amplitude of the power spectrum, have more time to grow (see also fig. 3).

For each set of parameters, we show the power spectrum computed, as customary in the literature, in the sudden decay approximation (see ref. [32] for a detailed analysis). Additionally, in fig. 7 we show that, by computing $P_\zeta(k)$ studying the full evolution of ζ_k , one gets an enhancement of roughly a factor 2 in the amplitude with respect to the sudden decay approximation. This is a consequence of the fact that in the sudden decay approximation one computes the plateau of the power spectrum at N_{dec} but, as shown in fig. 8, ζ_k continues growing after that and then $\zeta_k(N_{\text{dec}}) < \zeta_k(N_f)$.

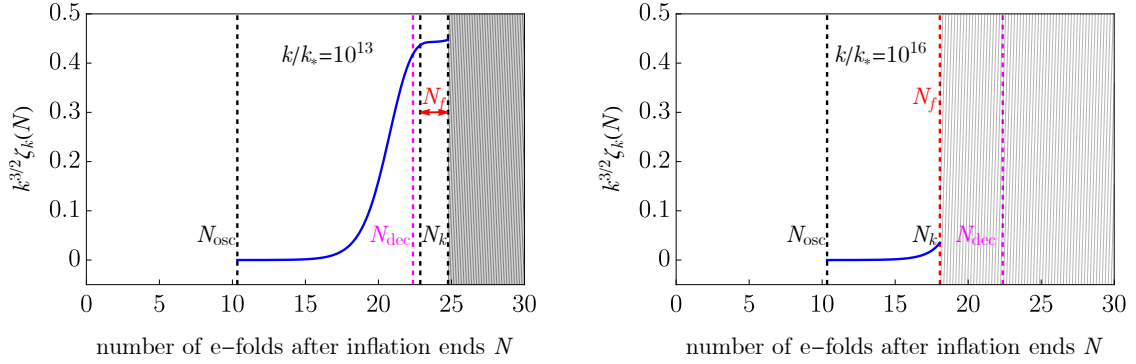


Figure 8. Growth of the curvature perturbation for different modes. Left panel: the mode k in exam re-enters the horizon at $N_k > N_{\text{dec}}$ meaning that it still has some time to grow after the time of curvaton decay. This reflects in an enhancement in the amplitude of the power spectrum with respect to the sudden decay approximation. Right panel: the mode k in exam re-enters the horizon before the curvaton decay and its value should be chosen at $N_f \simeq N_k$.

It is worth noticing that, by properly tuning the initial parameters of the model, we are able to obtain a broad power spectrum which spans from the scales relevant to produce a signal compatible with NANOGrav (and other PTA experiments) to the ones at which PBHs can comprise the totality of dark matter, realising the scenario proposed in Ref. [82] by means of an explicit particle physics model of inflation.

Recently, loop corrections to the power spectrum of curvature perturbations in single-field models featuring an Ultra Slow-Roll (USR) phase have been intensively discussed in the literature [83–95], after the suggestion such scenario would be incompatible with Cosmic Microwave Background (CMB) bounds on perturbations at large scales [83]. In reference [94], it was however shown that, in realistic scenarios, carefully requiring $f_{\text{PBH}} \leq 1$ already force the USR modes to induce loop corrections which remain of the order of a few percent, thus retaining the perturbativity of the theory. Since, in the curvaton scenario discussed here, the enhancement of curvature perturbations at small scales is due to the presence of a spectator field, while the power spectrum at the scales relevant for the CMB is governed by a decoupled sector, this scenario differs significantly the one discussed in the references above. Nonetheless, it would still be valuable to evaluate the potential impact of loop corrections within this framework. We leave this task for a future work.

2.4 Primordial non-gaussianities

Multi-field scenarios, as the curvaton model, can lead to sizeable NGs. We follow ref. [47] and refs. therein. Requiring that the total energy density is uniform, conservation of energy allow us to relate the curvature perturbation to the energy density fraction of the curvaton

$$e^{4\zeta} - \Omega_\phi e^{3\zeta_\phi} e^\zeta - (1 - \Omega_\phi) = 0. \quad (2.41)$$

Here we have also assumed, as customary in curvaton models, that the contribution to curvature perturbation coming from the radiation fluid is subdominant with respect to the curvaton one at small scales. By solving the above equation perturbatively, we are

able to find an order-by-order relation between ζ and ζ_ϕ where, in the flat gauge,

$$\zeta_\phi = \frac{1}{3} \log \left(1 + \frac{\delta \rho_\phi}{\rho_\phi} \right). \quad (2.42)$$

After defining $\zeta_G = r_{\text{dec}} \zeta_\phi^{(1)}$, where $\zeta_\phi^{(1)}$ is the first-order term in the expansion, the power series for ζ_ϕ can be resummed to the exact relation

$$\zeta_\phi = \frac{2}{3} \log \left(1 + \frac{3}{2r_{\text{dec}}} \zeta_G \right). \quad (2.43)$$

By plugging the above relation into eq. (2.41), and after defining

$$\zeta = \log [X(r_{\text{dec}}, \zeta_G)], \quad (2.44)$$

we get the forth-order polynomial equation

$$X^4 - \Omega_\phi \left(1 + \frac{3}{2r_{\text{dec}}} \zeta_G \right)^2 X - (1 - \Omega_\phi) = 0, \quad (2.45)$$

which can be solved to find

$$X(r_{\text{dec}}, \zeta_G) \equiv \frac{1}{\sqrt{2(3 + r_{\text{dec}})^{1/3}}} \left\{ \sqrt{\frac{-3 + r_{\text{dec}}(2 + r_{\text{dec}}) + [(3 + r_{\text{dec}})P(r_{\text{dec}}, \zeta_G)]^{2/3}}{(3 + r_{\text{dec}})P^{1/3}(r_{\text{dec}}, \zeta_G)}} + \sqrt{\frac{(1 - r_{\text{dec}})}{P^{1/3}(r_{\text{dec}}, \zeta_G)} - \frac{P^{1/3}(r_{\text{dec}}, \zeta_G)}{(3 + r_{\text{dec}})^{1/3}} + \frac{(2r_{\text{dec}} + 3\zeta_G)^2 P^{1/6}(r_{\text{dec}}, \zeta_G)}{r_{\text{dec}} \sqrt{-3 + r_{\text{dec}}(2 + r_{\text{dec}}) + [(3 + r_{\text{dec}})P(r_{\text{dec}}, \zeta_G)]^{2/3}}}} \right\}, \quad (2.46)$$

and

$$P(r_{\text{dec}}, \zeta_G) \equiv \frac{(2r_{\text{dec}} + 3\zeta_G)^4}{16r_{\text{dec}}^2} + \sqrt{(1 - r_{\text{dec}})^3(3 + r_{\text{dec}}) + \frac{(2r_{\text{dec}} + 3\zeta_G)^8}{256r_{\text{dec}}^4}}. \quad (2.47)$$

It will be useful in the following section to extract the leading order expansion of eq. (2.44), which can be approximated at the second order in the Gaussian component ζ_G as

$$\zeta_2 \equiv \zeta_G + \frac{3}{5} f_{\text{NL}}(r_{\text{dec}}) \zeta_G^2, \quad \text{with} \quad f_{\text{NL}}(r_{\text{dec}}) \equiv \frac{5}{3} \left(\frac{3}{4r_{\text{dec}}} - 1 - \frac{r_{\text{dec}}}{2} \right). \quad (2.48)$$

It is typically assumed that computing the predictions of the model assuming only the leading order correction to the Gaussian case provides a sufficiently good approximation. However, we show in the next section that this is not the case when one calculates the abundance of PBHs, which are extremely sensitive to non-gaussian corrections.

3 Phenomenology: primordial black holes and gravitational waves

In this section we investigate the phenomenological properties of the axion-curvaton scenario presented in this work. In particular, we compute the PBH abundance as well as the SGWB associated to the enhanced perturbation at small scales, by fully accounting for the intrinsic primordial NGs imprinted in the curvature perturbations. We show that by selecting specific values for the parameters of the model, it is possible to obtain a broad

power spectrum that encompasses both the scales required for the totality of the dark matter in the form of PBHs and those relevant for a GW signal that is consistent with the one potentially hinted by PTA experiments. Moreover, we highlight that limiting our analysis to the quadratic approximation, while also accounting for primordial NGs, leads to incorrect phenomenological predictions when considering also the signal of GWs associated to PBHs formation.

3.1 Primordial black hole formation

When computing the PBH abundance we will follow the general prescription presented in ref. [60] (see also refs. [61, 96]), where more details can be found. The approach is based on threshold statistics on the compaction function, a fundamental variable defined as twice the local mass excess over the areal radius

$$\begin{aligned}\mathcal{C}(r, t) &:= \frac{2[M(r, t) - M_b(r, t)]}{R(r, t)} \\ &= \frac{2}{R(r, t)} \int_{S_R^2} d^3\vec{x} [\rho(\vec{x}, t) - \rho_b(t)] = \frac{2}{R(r, t)} \underbrace{\int_{S_R^2} d^3\vec{x} \rho_b(t) \delta(\vec{x}, t)}_{:= \delta M(r, t)}. \quad (3.1)\end{aligned}$$

Assuming spherical symmetry and adopting the gradient expansion approximation, on super-horizon scale the relation between the density contrast δ and the curvature perturbation ζ is non-linear [42, 97]

$$\delta(r, t) = -\frac{2}{3}\Phi \left(\frac{1}{aH} \right)^2 e^{-2\zeta(r)} \left[\zeta''(r) + \frac{2}{r}\zeta'(r) + \frac{1}{2}\zeta'(r)^2 \right]. \quad (3.2)$$

The parameter Φ is introduced to keep track of how the equation of state of the Universe changes due to the thermal history, which is particularly relevant for the formation of stellar mass PBH across the QCD phase transition. In case of a constant equation of state parameter $\omega = p/\rho$, its value takes the form $\Phi = 3(1 + \omega)/(5 + 3\omega)$. However, when ω retains a time dependence, deviations from the stationary solution are observed. In this work we adopt the fit derived in ref. [11].

The non-linear nature of the above equation unavoidably introduces a certain amount of NGs in the PDF of δ , and hence on that of \mathcal{C} . Using the above expression and integrating over the radial coordinate, eq. (3.1) takes the form

$$\mathcal{C}(r) = -2\Phi r \zeta'(r) \left[1 + \frac{r}{2}\zeta'(r) \right] = \mathcal{C}_1(r) - \frac{1}{4\Phi}\mathcal{C}_1(r)^2, \quad (3.3)$$

where $\mathcal{C}_1(r) := -2\Phi r \zeta'(r)$ is defined as the linear component of the compaction function. The latter can be recast in terms of its Gaussian counterpart as follows

$$\mathcal{C}_1(r) = \mathcal{C}_G(r) \frac{dF}{d\zeta_G}, \quad \mathcal{C}_G(r) := -2\Phi r \zeta'_G(r), \quad (3.4)$$

where F encodes the relation between ζ and the Gaussian component ζ_G . From eq. (2.44), this is defined as $F = \log[X(r_{\text{dec}}, \zeta_G)]$. We stress that $\mathcal{C}(r)$ depends both on ζ_G and \mathcal{C}_G which are, by definition, gaussianly distributed. Therefore, their joint PDF can be computed as

$$P_G(\mathcal{C}_G, \zeta_G) = \frac{1}{2\pi\sigma_c\sigma_r\sqrt{1-\gamma_{cr}^2}} \exp\left(-\frac{\zeta_G^2}{2\sigma_r^2}\right) \exp\left[-\frac{1}{2(1-\gamma_{cr}^2)}\left(\frac{\mathcal{C}_G}{\sigma_c} - \frac{\gamma_{cr}\zeta_G}{\sigma_r}\right)^2\right], \quad (3.5)$$

where $\gamma_{cr} \equiv \sigma_{cr}^2 / \sigma_c \sigma_r$ and the correlators are given by

$$\langle \mathcal{C}_G \mathcal{C}_G \rangle = \sigma_c^2 = \frac{4\Phi^2}{9} \int_0^\infty \frac{dk}{k} (kr_m)^4 W^2(k, r_m) T^2(k, r_m) P_\zeta(k), \quad (3.6)$$

$$\langle \mathcal{C}_G \zeta_G \rangle = \sigma_{cr}^2 = \frac{2\Phi}{3} \int_0^\infty \frac{dk}{k} (kr_m)^2 W(k, r_m) W_s(k, r_m) T^2(k, r_m) P_\zeta(k), \quad (3.7)$$

$$\langle \zeta_G \zeta_G \rangle = \sigma_r^2 = \int_0^\infty \frac{dk}{k} W_s^2(k, r_m) T^2(k, r_m) P_\zeta(k), \quad (3.8)$$

with $W_s(k, r) = \sin(kr)/kr$ while $W(k, R)$ and $T(k, \tau)$ are given by

$$W(k, R) = 3 \left[\frac{\sin(kR) - kR \cos(kR)}{(kR)^3} \right],$$

$$T(k, \tau) = 3 \left[\frac{\sin(k\tau/\sqrt{3}) - (k\tau/\sqrt{3}) \cos(k\tau/\sqrt{3})}{(k\tau/\sqrt{3})^3} \right]. \quad (3.9)$$

The transfer function $T(k, \tau)$ we adopt in this section is derived assuming a perfect radiation fluid. Near the QCD epoch, the softening of the equation of state slightly affects the evolution of modes within the sub-horizon regime. We will not include this effect here, as it is mitigated by the adoption of a window function that also smooth out sub-horizon modes, while it only concerns a tail of the PBH mass function around the solar mass. We will discuss in the next section how this effect may be more important on the shape of the SGWB spectrum within the PTA frequency range. The computation of PBHs NG abundance from the collapse of a single mode is finally

$$\beta_{\text{NG}} = \int_{\mathcal{D}} \mathcal{K}(\mathcal{C} - \mathcal{C}_{\text{th}})^\gamma \mathcal{P}_G(\mathcal{C}_G, \zeta_G) d\mathcal{C}_G d\zeta_G, \quad (3.10)$$

with

$$\mathcal{D} = \{\mathcal{C}_G, \zeta_G \in \mathbb{R} : \mathcal{C}(\mathcal{C}_G, \zeta_G) > \mathcal{C}_{\text{th}} \wedge \mathcal{C}_1(\mathcal{C}_G, \zeta_G) < 2\Phi\}. \quad (3.11)$$

The final mass distribution of PBHs at the end of formation era can be obtained by integrating over all epochs when the formation is active, corresponding to epochs of horizon crossing of momenta k where the curvature power spectrum is enhanced. For convenience, we express the horizon mass M_H in terms of the related power spectral modes through [11]

$$M_H \simeq 17 M_\odot \left(\frac{g_*}{10.75} \right)^{-1/6} \left(\frac{k/\kappa}{\text{pc}^{-1}} \right)^{-2} \quad (3.12)$$

where the parameter κ relates the size of the overdensity to the r_m (that crosses the horizon when its mass is M_H) to the momentum k . We will fix this parameters below, adopting the results of numerical simulations [98]. The PBH abundance f_{PBH} can be derived from the mass fraction β_{NG} as

$$f_{\text{PBH}}(M_{\text{PBH}}) \equiv \frac{1}{\Omega_{\text{DM}}} \frac{d\Omega_{\text{PBH}}}{d \log M_{\text{PBH}}}, \quad \text{with} \quad \Omega_{\text{PBH}} = \int d \log M_H \left(\frac{M_{\text{eq}}}{M_H} \right)^{1/2} \beta_{\text{NG}}(M_H), \quad (3.13)$$

where $M_{\text{eq}} \approx 2.8 \times 10^{17} M_\odot$ is the horizon mass at the time of matter-radiation equality and Ω_{DM} is the cold dark matter density of the universe ($\Omega_{\text{DM}} \simeq 0.12 h^{-2}$ with $h = 0.674$ for the Hubble parameter). Imposing that only over-threshold perturbations $\mathcal{C} \geq \mathcal{C}_{\text{th}}$

eventually collapse to form PBHs, and using eq. (3.3), one finds that the critical values of the linear component \mathcal{C}_G corresponds to

$$\mathcal{C}_{G,\text{th},\pm} = 2\Phi \left(\frac{dF}{d\zeta_G} \right)^{-1} \left(1 \pm \sqrt{1 - \frac{\mathcal{C}_{\text{th}}}{\Phi}} \right), \quad (3.14)$$

where we choose the minus sign as we focus only on type-I perturbations [98]. Thus, the integration range is

$$\mathcal{C}_{G,\text{th},-} \leq \mathcal{C}_G \leq 2\Phi \left(\frac{dF}{d\zeta_G} \right)^{-1}. \quad (3.15)$$

The mass of the PBH formed follows the properties of critical collapse, and can be related to the horizon mass M_H using

$$M_{\text{PBH}} = \mathcal{K} M_H \left[\left(\mathcal{C} - \frac{1}{4\Phi} \mathcal{C}^2 \right) - \mathcal{C}_{\text{th}} \right]^\gamma, \quad (3.16)$$

where \mathcal{K} and γ are parameters obtained by numerical simulations of the collapse. The above expression can be inverted as

$$\mathcal{C}_G = 2\Phi \left(\frac{dF}{d\zeta_G} \right)^{-1} \left[1 - \sqrt{1 - \frac{\mathcal{C}_{\text{th}}}{\Phi} - \frac{1}{\Phi} \left(\frac{M_{\text{PBH}}}{\mathcal{K} M_H} \right)^{1/\gamma}} \right], \quad (3.17)$$

so that now we can express the integration over $d\mathcal{C}_G d\zeta_G$ in eq. (3.10) in terms of $dM_{\text{PBH}} d\zeta_G$, and then consider the differential mass fraction (3.13). Finally, the overall late-time universe abundance of PBH of given mass M_{PBH} comes out of the integration over the allowed horizon masses M_H , i.e. over the possible epochs of formation. We obtain

$$\begin{aligned} f_{\text{PBH}}(M_{\text{PBH}}) &= \frac{1}{\Omega_{\text{DM}}} \int_{M_H^{\min}(M_{\text{PBH}})} d\log M_H \left(\frac{M_{\text{eq}}}{M_H} \right)^{1/2} \left[1 - \frac{\mathcal{C}_{\text{th}}}{\Phi} - \frac{1}{\Phi} \left(\frac{M_{\text{PBH}}}{\mathcal{K} M_H} \right)^{1/\gamma} \right]^{-1/2} \\ &\times \frac{\mathcal{K}}{\gamma} \left(\frac{M_{\text{PBH}}}{\mathcal{K} M_H} \right)^{\frac{1+\gamma}{\gamma}} \int d\zeta_G P_G(\mathcal{C}_G(M_{\text{PBH}}, \zeta_G), \zeta_G | M_H) \left(\frac{dF}{d\zeta_G} \right)^{-1}, \end{aligned} \quad (3.18)$$

where the integrand also includes the determinant of the Jacobian and the horizon mass dependence of the PDF $P_G(M_H)$ is inherited by the smoothing scale $r_m(M_H)$ controlling the variances $(\sigma_c, \sigma_{cr}, \sigma_r)$, fixing the horizon crossing epoch. In this work, we have followed the prescription given in ref. [98] to compute the values of \mathcal{C}_{th} and r_m ⁶, which depend on the shape of the power spectrum. As the power spectrum we obtained in the axion-curvaton scenario we consider in this work is nearly scale-invariant, one gets $\mathcal{C}_{\text{th}} = 0.55$ and $kr_m = 4.49 \equiv \kappa$. The presence of the QCD phase transitions is taken into account by considering, as shown in refs. [11, 101], that $\gamma(M_H)$, $\mathcal{K}(M_H)$, $\mathcal{C}_{\text{th}}(M_H)$ and $\Phi(M_H)$ are functions of the horizon mass for $M_{\text{PBH}} = \mathcal{O}(M_\odot)$.

The integrated abundance of PBHs is given by the integral

$$f_{\text{PBH}} = \int f_{\text{PBH}}(M_{\text{PBH}}) d\log M_{\text{PBH}}. \quad (3.19)$$

⁶Notice that the prescription in ref. [98] to compute the threshold for PBH collapse only accounts for NGs arising from the non-linear relation between the curvature perturbations and the density contrast. In principle, also primordial NGs beyond the quadratic approximation should be taken into account when computing the threshold value (see e.g. refs. [99, 100] for works in this direction). This is left for future work.

We tune the parameters of the axion-curvaton model requiring PBHs to account for the totality of dark matter, i.e. fixing $f_{\text{PBH}} \simeq 1$. It is instructive to compute the mass fraction of PBHs including NGs both with the quadratic approximation (eq. (2.48)) and the exact functional form (eq. (2.44)). This allows us to investigate the relevance of the non-perturbative treatment of NGs which we adopt here based on ref. [60]. Fig. 9 shows f_{PBH} so computed, together with the corresponding power spectrum obtained through the mechanism presented in section 2.

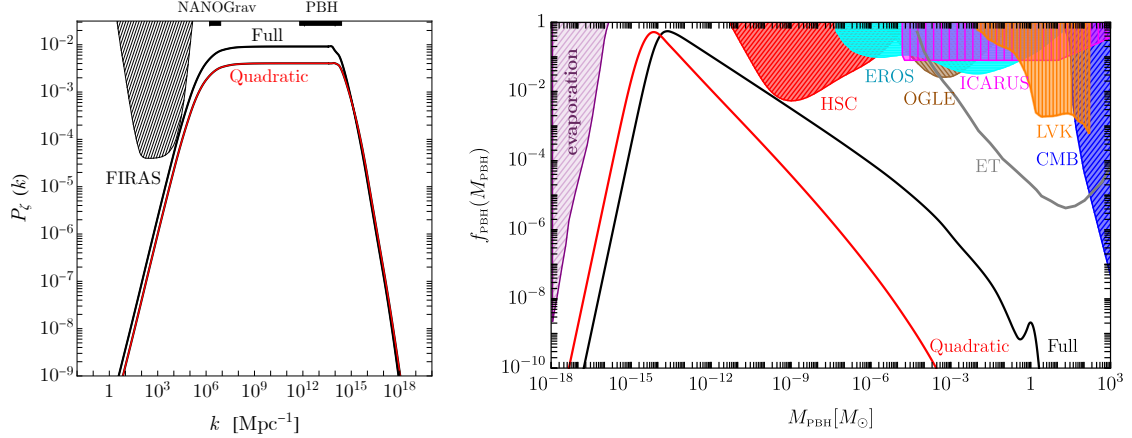


Figure 9. *Left panel.* Broad power spectrum of the curvature perturbation obtained with the axion-curvaton model assuming $N_* = 58$. The black solid line refers to the power spectrum needed to obtain $f_{\text{PBH}} \simeq 1$ when computing the abundance of PBHs with a non-perturbative treatment of NGs. We chose $m_\phi = 5.15 \times 10^7$ GeV, $f = 4.20 \times 10^{13}$ GeV, $\vartheta_0 = 5.00 \times 10^{-2}$. For comparison, we also show an analogous scenario (red line) providing $f_{\text{PBH}} = 1$ in the quadratic approximation and corresponding to the choice of $m_\phi = 1.00 \times 10^8$ GeV, $f = 6.30 \times 10^{13}$ GeV, $\vartheta_0 = 5.00 \times 10^{-2}$. For both cases we get $r_{\text{dec}} = 0.5$. The shaded region shows the experimental constraints coming from the analysis of CMB spectral distortion by the FIRAS collaboration [78, 81]. *Right panel.* $f_{\text{PBH}}(M_{\text{PBH}})$ computed starting from the corresponding power spectrum in the Full (black solid line) and in the quadratic (red dashed line) computation, as in the left panel. In both cases PBHs comprise all the dark matter in the Universe. Constraints on f_{PBH} shown in the plot are addressed in the main body of section 3.

In fig. 9 one can see that the power spectrum of curvature perturbations grows from its small value at large scales to the enhanced plateau at $k \gtrsim 10^6$ Mpc $^{-1}$. We choose $c = 1.6$ in eq. (2.1), which implies a power law growth $\mathcal{P}_\zeta \approx k^{n_\theta}$ of the curvature spectrum with an index $n_\theta = 1.4$. It is interesting to notice that this growth is shallower than what it is typically achieved in single field models of inflation characterised by an USR phase [102].

In the right panel of fig. 9 we show the most stringent experimental constraints on f_{PBH} (see ref. [103] for a review and <https://github.com/bradkav/PBHbounds>). Constraints from evaporation include (see also [104–106]): CMB [107], EDGES [108], INTEGRAL [109, 110], Voyager [111], 511 keV [112], EGRB [113]; HSC (Hyper-Supreme Cam) [114], EROS [115], OGLE [116] and Icarus [117] constraints come from microlensing-related observations⁷;

⁷Note that the development of dark matter halos dressing PBHs may strengthen the microlensing constraints [118]. However, this effect is sensitive to assumptions on the relation between the mass of the

constraints coming from modification of the CMB spectrum due to accreting PBHs are derived in ref. [119] (see also ref. [120]); the range around M_\odot is constrained by LIGO observations on PBH-PBH merger, as recently derived in ref. [11] (see also [9, 121–125]), while in gray we indicate the future bound that next generation of ground based detectors will set on the PBH abundance [126–131].

In accordance with what was observed in ref. [60], we find that for $r_{\text{dec}} = 0.5$, the effect of primordial NGs truncated to second order is that of enhancing PBHs abundance with respect to the exact computation. Therefore, requiring no PBH overproduction (that would surpass the dark matter abundance) imposes to decrease the amplitude of the power spectrum in this approximate case. Such a difference between the approximated and exact spectra has an important impact on the signal of second-order GWs and could in principle be explored at GWs detectors, as shown in the following section.

It is important to note that, as we can see from the right plot of fig. 9, there is a second peak in $f_{\text{PBH}}(M_{\text{PBH}})$ around solar masses, which is caused by the softening of the equation of state during the QCD cross-over phase transition [11, 12, 101, 132, 133]. While this enhancement may be sizeable, it is not sufficient to generate a large enough abundance leading to a sizeable merger rate of stellar mass PBH mergers in this scenario. In practice, the properties of this model, in combination with the FIRAS bound that force the enhancement of perturbations to be placed at scales larger than around $\approx 10^5/\text{Mpc}$, cause the PBH abundance in the stellar mass range to be small.⁸ Furthermore, the reason why the QCD peak is only visible in the exact computation has to be found in the left-hand plot in fig. 9. The quadratic approximation leads to an overproduction of PBHs, which has to be compensated by a decrease in the amplitude of the power spectrum if one wants not to overshoot the limiting value $f_{\text{PBH}} = 1$. Readjusting the parameters to decrease the amplitude of the power spectrum leads to a slight shift of the rising slope towards larger k , resulting in a smaller abundances at high masses where the QCD transition would have an impact.

3.2 Scalar-induced gravitational waves

PBHs formation occurs as large curvature perturbations re-enter the Hubble horizon after inflation and eventually collapse under the effect of gravity. The same enhanced scalar perturbations emit tensor modes thanks to second-order effects around the epoch of horizon crossing. This generates an observable SGWB (see ref. [134] for a recent review).

We compute the emission of GWs by accounting for the softening of equation of state at the QCD era, which has an important role in shaping the spectral tilt in the PTA frequency range, following ref. [69]. On the other hand, we will neglect higher order contributions to the SGWB. This is because, differently from what happens in the case of PBH formation which are extremely sensitive to the non-gaussian tail of the curvature distribution, the emission of GWs is dominated by the leading order in our case. Indeed, in the scenario we consider, we have $r_{\text{dec}} = 0.5$ that corresponds to $f_{\text{NL}} = 0.42$ from eq. (2.48). Therefore, as shown in refs. [20, 135–139], corrections from higher orders terms only amount to a negligible contribution to the SGWB.

PBH and the one of the surrounding halo, as well as on the assumed radius of the halo itself. We leave the investigation of this effect in scenarios where asteroidal mass PBH compose the entirety of the dark matter for future work.

⁸Changing the assumed value of c to larger numbers, i.e. larger n_θ , would slightly alleviate such a conclusion due to a steeper spectral growth around $10^4/\text{Mpc}$.

The emission of GWs is dictated by the second order equation [140–145]

$$\left[\frac{d^2}{d\eta^2} + k^2 - \left(\frac{1 - 3w(\eta)}{2} \right) \mathcal{H}^2 \right] a(\eta) h_{\vec{k}}(\eta) = 4a(\eta) \mathcal{S}_{\vec{k}}(\eta), \quad (3.20)$$

where η is the conformal time, $\mathcal{H} \equiv aH$ is the conformal Hubble parameter, and the source term is written in terms of the gravitational potential Φ the conformal Newtonian gauge as

$$\mathcal{S}_{\vec{k}} = \int \frac{d^3q}{(2\pi)^3} e_{ij}(\vec{k}) q_i q_j \left[2\Phi_{\vec{q}} \Phi_{\vec{k}-\vec{q}} + \frac{4}{3(1+w)} (\mathcal{H}^{-1} \Phi'_{\vec{q}} + \Phi_{\vec{q}}) (\mathcal{H}^{-1} \Phi'_{\vec{k}-\vec{q}} + \Phi_{\vec{k}-\vec{q}}) \right]. \quad (3.21)$$

The evolution of the scalar perturbations is modified by the softening of the equation of state around the QCD era. For this reason, we solve numerically the evolution of $\Phi_{\vec{k}}$ given by (see e.g. ref. [146])

$$\Phi_{\vec{k}}'' + 3\mathcal{H}(1 + c_s^2) \Phi_{\vec{k}}' + [2\mathcal{H}' + (1 + 3c_s^2)\mathcal{H}^2 + c_s^2 k^2] \Phi_{\vec{k}} = 0, \quad (3.22)$$

only for spectral modes re-entering the horizon close to the QCD phase transition around $k \simeq 10^6 \text{ Mpc}^{-1}$, while using the analytical solution assuming perfect radiation (i.e. eq. (3.9)) otherwise. Adopting the Green's function method, we solve for the tensor modes $h_{\vec{k}}$, accounting for the time-varying equation of state. The power spectrum of tensor modes becomes

$$P_h(\eta, k) = 2 \int_0^\infty dt \int_{-1}^1 ds \left[\frac{t(2+t)(s^2-1)}{(1-s+t)(1+s+t)} \right]^2 \mathcal{I}^2(t, s, \eta, k) \times P_\zeta(k(t+s+1)/2) P_\zeta(k(t-s+1)/2), \quad (3.23)$$

and scales like the two powers of P_ζ , due to the second order nature of the emission. We denote P as the dimensionless power spectrum, following the convention adopted in the rest of this work. The kernel function $\mathcal{I}(t, s, \eta, k)$ is computed by integrating over time the Green's function multiplied by the time-dependent source (see more details in ref. [69]).

The current abundance of SGWB can be computed accounting for the propagation as free GWs after emission, whose energy density in the late time universe is sensitive to the deviations from exact radiation dominated background due to the time dependence of g_* and g_{*s} . One finds [67, 147]

$$\Omega_{\text{GW}}(k) h^2 = \Omega_{r,0} h^2 \left(\frac{a_c \mathcal{H}_c}{a_f \mathcal{H}_f} \right)^2 \frac{1}{24} \left(\frac{k}{\mathcal{H}_c} \right)^2 \overline{P_h(k, \eta_c)}. \quad (3.24)$$

where $\Omega_{r,0}$ stands for the current radiation density if the neutrino were massless and we denoted as $\eta_c \gg 1/k$ the time after which GW emission of a given mode k becomes negligible. For concreteness, following the choice of ref. [69], we fix $\eta_c = 400/k$.

Two different effects modulates the SGWB around the nano-Hz frequencies, beyond what is expected from our P_ζ in a pure radiation background. The pre-factor $(a_c \mathcal{H}_c / a_f \mathcal{H}_f)^2 = (g_*/g_*^0) (g_{*S}^0 / g_{*S})^{4/3}$ is typically denoted c_g in the literature. This accounts for the departure of the cosmological expansion from the solution in perfect radiation when there is a variation of effective relativistic degrees of freedom. In practice, it tracks the different dilution of the energy density in the GW sector compared to the background, which is particularly relevant across the QCD phase. On top of this, the

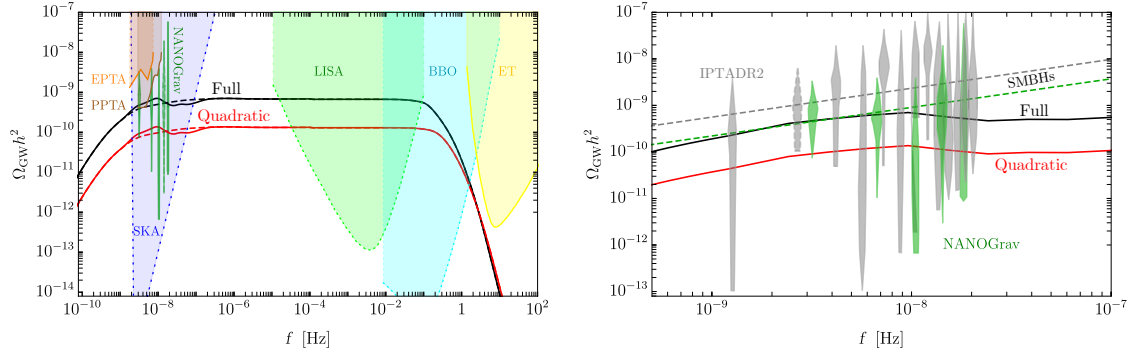


Figure 10. Signal of second order GWs associated with the broad power spectrum obtained within the curvaton model. When computing abundance of PBHs in the quadratic approximation (red line) and requiring $f_{\text{PBH}} \simeq 1$, one would find an amplitude which is smaller than the one required to explain the tentative signal detected by the NANOGrav and IPTA collaborations. However, correctly adopting the non-perturbative computation of the PBH abundance from ref. [60] (black line), we find that it is possible to explain at the same time dark matter in the form of asteroidal mass PBHs and the SGWB signal from NANOGrav and IPTA within the curvaton scenario. We plot constraints on the signal of second-order GWs coming from NANOGrav 12.5 yrs experiment [13], IPTA-DR2 [16], EPTA [149], PPTA [150], and future sensitivity for planned experiments like SKA [151], LISA [152], BBO/DECIGO [153] and ET (power law integrated sensitivity curves as derived in ref. [154]). The dashed line report the SGWB obtained neglecting the variation of sound speed during the QCD era (around $f \approx 10^{-8}$ Hz) but accounting for a temperature dependent overall factor c_g .

smaller c_s encountered around the QCD era delays the oscillation of density perturbations right after its horizon re-entry, compared to pure radiation dominated background, as a consequence of the smaller sound horizon c_s/H . This leads to an enhancement of the SGWB around $f \approx \text{few nHz}$, a feature right in the frequency range observed by PTA experiments.

Finally, we compute the signal of GWs associated with the abundance of PBHs in fig. 9, by plugging the corresponding power spectrum into eq. (3.24). Results are shown in fig. 10, where $\Omega_{\text{GW}} h^2$ is given as a function of the frequency $f = k/2\pi$.⁹ This plot shows that the curvaton scenario discussed in this work is able to produce an enhanced and flat power spectrum, that interestingly connects the asteroidal mass PBH dark matter and SGWB at PTA frequencies, providing a concrete realisation of the scenario proposed in ref. [82].

One of the take-home messages of this paper is also contained in fig. 10, that shows how primordial NGs have important phenomenological relevance and must be considered with care. Indeed, relying on the quadratic approximation when computing the PBH abundance would already exclude the possibility of explaining both the totality of dark matter and the tentative signal by NANOGrav 12.5 years observations, and other PTA datasets, within a unified PBH formation scenario based on the curvaton model. On the other hand, as we have shown, the non-perturbative treatment of the NGs inherently

⁹Notice that before the curvaton decays, its isocurvature perturbations may also induce second order GWs [30, 148]. We neglect the isocurvature contribution and only focus on the adiabatic source, as it would only affect the tail at large frequencies of the SGWB, while also being suppressed by powers of the small ratio Γ_ϕ/m_ϕ considered in this work (see eq. (2.19)).

induced in curvaton scenarios invalidates this conclusion. As a by-product of this result, we also show that the GW amplitude of PBH dark matter in the LISA frequency band is also modified when considering the specific NG formation scenario discussed in this work.

Recently, Ref. [155] (see also ref. [82, 156–161]) conducted a Bayesian analysis of the latest PTA datasets to investigate whether a SGWB generated by curvature perturbations could be compatible with the recently reported NANOGrav 12.5 [13] and IPTA-DR2 [16] excess, assuming it is generated by GWs. Furthermore, in their study, they compared the induced GW scenario with the leading astrophysical source candidate, i.e. supermassive black hole binaries (SMBHBs), and found that a cosmological interpretation of the SGWB provides a competitive explanation of the NANOGrav signal, while currently being disfavored by IPTA observations over the latter.¹⁰ Overall, barring existing systematics in the computation of the abundance, it is found that PTA upper bounds are currently compatible with the condition $f_{\text{PBH}} \leq 1$. We notice, however, that their analysis is performed assuming Gaussian curvature perturbations and peaked power spectra parameterised by a lognormal shape with a variable width. As we discuss in this work, including primordial NGs (here derived within the curvaton model) in the calculation of the abundance of PBHs can significantly affect the amplitude of the power spectrum in order to explain the totality of dark matter, modifying the relation with upper constraints presented in [155]. In the example presented in this section, with $r_{\text{dec}} = 0.5$, the spectral amplitude required to obtain $f_{\text{PBH}} = 1$ is close to the one obtained with Gaussian perturbations (and the only including the effect on non-linearities), while it would be reduced if smaller values of r_{dec} were considered (see also [60]).

Finally, it is interesting to notice that, as can be observed from the right panel of fig. 10, the model examined in this work can produce a SGWB signal at nHz frequencies that deviates from the typical signal generated by the merger of SMBHBs, represented by dashed lines, assuming quasi-circular orbits driven by GW emission [178].¹¹ In particular, beyond the small modulation induced by the QCD cross-over effect, the plateau is reached at frequencies larger than around 20 nHz, where current PTA data are still dominated by pulsar intrinsic noise (and not shown for clarity). We expect a clearer understanding of whether the supposed SGWB signature may be due to astrophysical or primordial sources will be reached with extended datasets and improved intrinsic noise modelling by PTA collaborations (see e.g. [185] for a roadmap).

4 Conclusions

The recent detection of GWs has opened up a new window to investigate the composition and properties of our universe. The goal of this paper was two-fold. Firstly, we aimed to demonstrate that it is feasible to generate a broad enhanced power spectrum of the curvature perturbations in a specific curvaton model. This was achieved by carefully selecting the initial parameters of the model, which resulted in a broad power spectrum that encompasses both the scales required for the totality of the dark matter in the form of PBH and those relevant for GW signal that is consistent with the one potentially hinted by NANOGrav and other PTA experiments. Secondly, we showed in a concrete example the phenomenological relevance of going beyond perturbative approaches when computing the PBH abundance in presence of NGs.

¹⁰Other cosmological candidates to explain the putative PTA signal are: annihilation of cosmic domain walls [162, 163], first order phase transitions [164–170], cosmic strings [171–173], magnetic fields [174, 175] and others [176, 177].

¹¹We note, however, that several studies (e.g. [179–184]) based on a SMBHBs population synthesis codes predict a signal with a different slope compared to the result depicted by the dashed lines $\Omega_{\text{GW}} \sim f^{2/3}$.

We utilized linear cosmological perturbation theory to calculate the dynamics of curvature perturbations. By carefully analyzing the evolution of each mode, ζ_k , we were able to compute the power spectrum, $P_\zeta(k)$, going beyond the sudden decay approximation. We found that ζ_k continues to grow after the curvaton decay, resulting in an enhancement of approximately a factor of $\mathcal{O}(2)$ in the amplitude of $P_\zeta(k)$ compared to the sudden decay approximation, which has important phenomenological consequences.

When computing the abundance of PBHs, we utilized the technique presented in ref. [60], which accounts for both NGs induced by non-linearities and primordial NGs, predicted in the curvaton model, and encoded in the exact expression in eq. (2.44). We compared this result to approximations typically employed in the literature, which only include primordial NGs based on perturbative expansion truncated at the quadratic order. We found that the quadratic approximation of NGs leads to an overestimation of the PBH abundance compared to the results obtained using the full non-Gaussian relation, due to the relevant impact of higher-order terms and a violation of perturbativity in the computation of PBH abundance observed for broad spectra [60]. This leads to an interesting phenomenological outcome: the amplitude of Ω_{GW} obtained by considering the exact relation $\zeta(\zeta_{\text{G}}) = \log[X(r_{\text{dec}}, \zeta_{\text{G}})]$ can better fit the tentative signal observed by NANOGrav and IPTA, as demonstrated in fig. 10, only if the NGs are correctly computed beyond the quadratic approximation, highlighting the importance of a precise calculation of the impact of non-Gaussian corrections when considering both PBH abundance and scalar-induced GWs. We expect the next data release by PTA collaborations to provide more definite information on the possible cosmological nature of the hinted SGWB, extending their constraining power on the physics governing the early universe.

Acknowledgments

We thank G. Lucente, I. Musco, D. Racco, F. Rompineve, C. Smarra, J. Urrutia, V. Vaskonen, and H. Veermäe for interesting discussions. A.J.I. thanks the NICPB (Tallinn, Estonia) for the nice hospitality during the realisation of this project. The research of A.U. was supported in part by the MIUR under contract 2017FMJFMW (“New Avenues in Strong Dynamics,” PRIN 2017). G.F. acknowledges financial support provided under the European Union’s H2020 ERC, Starting Grant agreement no. DarkGRA–757480 and under the MIUR PRIN programme, and support from the Amaldi Research Center funded by the MIUR program “Dipartimento di Eccellenza” (CUP: B81I18001170001). This work was supported by the EU Horizon 2020 Research and Innovation Programme under the Marie Skłodowska-Curie Grant Agreement No. 101007855 and additional financial support provided by “Progetti per Avvio alla Ricerca - Tipo 2”, protocol number AR2221816C515921. A.J.I. acknowledges additional financial support provided under the “Progetti per Avvio alla Ricerca Tipo 1”, protocol number AR12218167D66D36, and additional financial support provided under the “Progetti di mobilità di studenti di dottorato di ricerca”.

A Fine tuning and initial conditions in the curvaton model

In order for the model to produce the needed enhancement of the angular perturbations, φ has to start its rolling from some value $\varphi_* = \mathcal{O}(\bar{M}_{\text{Pl}})$. Ref. [186] justifies the Planckian initial condition by arguing the existence of some pre-inflationary phase during which the field φ gets a negative Hubble-induced mass term. Instead of invoking some custom-made pre-inflationary physics, let us try to understand if this initial condition can be considered as a natural outcome of inflationary dynamics.

During inflation, the stochastic dynamics of the field φ in the de Sitter background is described by the equation

$$\frac{d^2\varphi_H}{dN^2} + 3\frac{d\varphi_H}{dN} + c(\varphi_H - f_H) = \eta_H, \quad \langle \eta_H(N)\eta_H(N') \rangle = \frac{9}{4\pi^2}\delta(N - N'), \quad (\text{A.1})$$

where the left-hand side of eq. (A.1) describes the evolution of the long-wavelength modes while the right-hand side represents the quantum noise sourced by the short-wavelength ones. Notice that this stochastic picture is applicable in the range of values $0 < c < 9/4$ that we consider in section 2. A realization of the numerical solution of the above stochastic differential equation is shown in the left panel of fig. 11. One can compute several times the solution of the above stochastic equation but it is very likely (in a way that we shall quantify in a moment) that the outcome will be always similar: the motion of the field φ_H remains confined close to the minimum of the potential. More in detail, we can define the limiting values

$$\varphi_{\pm} = f_H \pm \frac{3}{2\pi c}, \quad (\text{A.2})$$

which correspond to the two dashed lines in fig. 11. The random motion of the field φ_H does not overcome these two values. This is simple to understand. When $|\varphi_H| > \varphi_{\pm}$, the classical displacement (per unit Hubble time) becomes larger than the amplitude of the quantum jump and the field φ_H is pushed towards the minimum of the potential. We can actually do better and compute the probability to find, after N e -fold of inflation and at some position in space, some specific value of the field φ_H . This probability can be computed numerically by solving many times eq. (A.1) and extracting from the resulting statistical sample the corresponding PDF or by solving the Fokker-Planck equation. The two procedures agree, and we find that, after few e -folds, the PDF is well described by the Gaussian distribution

$$pdf(\varphi_H) = \frac{1}{\sqrt{2\pi}\sigma} \exp\left[-\frac{(\varphi_H - f_H)^2}{2\sigma^2}\right], \quad \text{with variance } \sigma = \frac{1}{2\pi}\sqrt{\frac{3}{2c}}. \quad (\text{A.3})$$

Clearly, the probability to find φ_H at Planckian values is an exponentially small number and one should admit a certain degree of fine-tuning in the initial conditions of the model.

One can try to justify the small probability in eq. (A.3) with some anthropic reasoning. In the context of the multiverse picture, one should multiply the small probability in eq. (A.3) times the number of vacua in the landscape. The latter could well be a gargantuan number, and it may turn what seems to be an extremely unlucky event (from the point of view of one single universe) into a plausible property of the landscape.

This perspective is acceptable as long as we link the properties of the model to some anthropic observable like the ratio of dark matter to baryon matter [187].

B Perturbations in a Friedmann-Robertson-Walker universe

In this appendix we review the formalism used in our analysis for the description of scalar perturbations in a Friedmann-Robertson-Walker universe with multiple interacting fluids. We refer the reader to ref. [77] for a more comprehensive discussion.

The perturbed line element is

$$ds^2 = -[1 + 2A(t, \vec{x})]dt^2 + 2a(t)\partial_i B(t, \vec{x})dx^i dt + a(t)^2\{[1 - 2\psi(t, \vec{x})]\delta_{ij} + 2\partial_{ij}E(t, \vec{x})\}dx^i dx^j. \quad (\text{B.1})$$

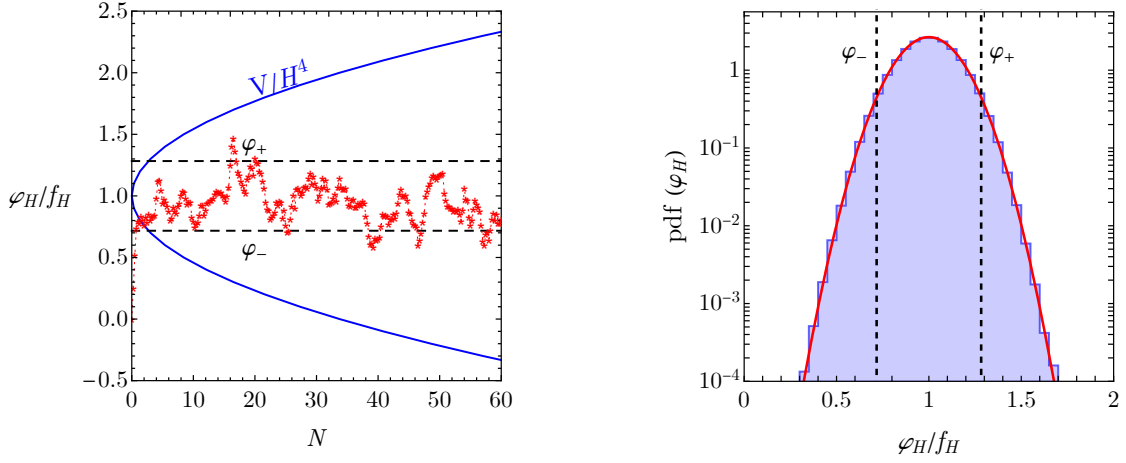


Figure 11. Left panel: Red dots represent the stochastic dynamics of the field φ in terms of the number of e-folds N while the blue line is the quadratic potential in equation (2.1). Right panel: The histogram represents the distribution of the different numerical solutions of equation (A.1) while the red line is the Gaussian function in equation (A.3).

Derivatives with respect to the cosmic time t are indicated with a dot, $\dot{} \equiv d/dt$. The intrinsic curvature of a spatial hypersurface, R_3 , is given by $R_3 = (4/a^2)\nabla^2\psi$.¹² We split the Einstein field equations $G_{\mu\nu} \equiv R_{\mu\nu} - \frac{1}{2}g_{\mu\nu}R = 8\pi G_N T_{\mu\nu}$ into a zero-order system of equations $G_{\mu\nu}^{(0)} = 8\pi G_N T_{\mu\nu}^{(0)}$ describing the background dynamics (discussed in section 2.2) plus linear perturbations $\delta G_{\mu\nu} = 8\pi G_N \delta T_{\mu\nu}$ (relevant for the computations carried out in section 2.3). The reduced Planck mass \bar{M}_{Pl} is related to the Newton gravitational constant G_N by $\bar{M}_{\text{Pl}}^2 = 1/8\pi G_N$.

The stress-energy tensor of a fluid with energy density ρ , isotropic pressure P and four-velocity u^μ is given by $T_\nu^\mu = (\rho + P)u^\mu u_\nu + P\delta_\nu^\mu$.¹³ The total four velocity is subject to the constraint $u^\mu u_\mu = -1$. At the linear order in the perturbations, we have $u_\mu = (-(1+A), a(\partial_i v + \partial_i B))$ where v is the total scalar velocity potential. Consequently, we find $T_\nu^\mu = \text{diag}(-\rho, P, P, P) + \delta T_\nu^\mu$ with

$$\delta T_0^0 = -\delta\rho, \quad \delta T_i^0 = (\rho + P)a(\partial_i B + \partial_i v), \quad \delta T_0^i = -\frac{(\rho + P)}{a}\partial_i v, \quad \delta T_j^i = \delta_j^i \delta P. \quad (\text{B.3})$$

¹²We write $ds^2 = g_{\mu\nu}dx^\mu dx^\nu = [g_{\mu\nu}^{(0)}(t) + \delta g_{\mu\nu}(t, \vec{x})]dx^\mu dx^\nu$ with $g_{\mu\nu}^{(0)}(t) = \text{diag}(-1, a(t)^2, a(t)^2, a(t)^2)$. Notice that in eq. (B.1) the matrix $\partial_{ij}E(t, \vec{x})$ is *not* traceless. Alternatively, one can define the perturbed metric as

$$ds^2 = -[1 + 2A(t, \vec{x})]dt^2 + 2a(t)\partial_i B(t, \vec{x})dx^i dt + a(t)^2\{[1 - 2D(t, \vec{x})]\delta_{ij} + 2\bar{\partial}_{ij}E(t, \vec{x})\}dx^i dx^j, \quad (\text{B.2})$$

with $\bar{\partial}_{ij} = \partial_{ij} - (1/3)\delta_{ij}\nabla^2 E(t, \vec{x})$. The matrix $\bar{\partial}_{ij}E(t, \vec{x})$ is now, by construction, traceless. Of course, $D(t, \vec{x})$ in eq. (B.2) differs from $\psi(t, \vec{x})$ in eq. (B.1). In particular, using eq. (B.2) the intrinsic curvature of a spatial hypersurface is now given by $\bar{R}_3 = (4/a^2)\nabla^2(D + \nabla^2 E/3)$. Consequently, the spatially-flat gauge is defined by $\psi = 0$ if one takes eq. (B.1) but by $D = -\nabla^2 E/3$ if one takes eq. (B.2).

¹³We set to zero the anisotropic stress tensor. Scalar fields and perfect fluids cannot support anisotropic stress.

The 0_0 and 0_i components of the perturbed Einstein field equations – that are $\delta G^0_0 = 8\pi G_N \delta T^0_0$ and $\delta G^0_i = 8\pi G_N \delta T^0_i$, respectively – read

$$3H(\dot{\psi} + HA) - \frac{\nabla^2}{a^2} [\psi + H(\underbrace{a^2 \dot{E} - aB}_{\equiv \chi})] + 4\pi G_N \delta \rho = 0, \quad (\text{B.4})$$

$$\dot{\psi} + HA + 4\pi G_N (\rho + P) \underbrace{a(B + v)}_{\equiv V} = 0, \quad (\text{B.5})$$

where we defined the scalar shear $\chi \equiv a^2 \dot{E} - aB$ and the total covariant velocity perturbation $V \equiv a(B + v)$. The off-diagonal spatial components of the perturbed Einstein field equations give the time-evolution of the scalar shear

$$\dot{\chi} + H\chi - A + \psi = 0. \quad (\text{B.6})$$

Finally, the spatial trace of the perturbed Einstein field equations, combined with eq. (B.6), gives

$$\ddot{\psi} + 3H\dot{\psi} + H\dot{A} + (3H^2 + 2\dot{H})A - 4\pi G_N \delta P = 0. \quad (\text{B.7})$$

Through the Bianchi identities, the Einstein field equations imply the local conservation of *total* energy and momentum, that is $\nabla_\mu T^{\mu\nu} = 0$. In the multiple fluid case the total energy-momentum tensor is the sum of the energy-momentum tensors of the individual fluids, $T^{\mu\nu} = \sum_\alpha T^\mu_{\alpha\nu}$. For each fluid, we write the local energy-momentum transfer 4-vector as $\nabla_\mu T^\mu_{\alpha\nu} = Q^\nu_\alpha$ with the constraint $\sum_\alpha Q^\nu_\alpha = 0$. At the zero-order in the perturbations, the time component $\nu = 0$ of $\nabla_\mu T^{\mu\nu} = 0$ gives $\dot{\rho} + 3H(\rho + P) = 0$; at the linear order in the perturbations, on the contrary, we find

$$\dot{\delta\rho} + 3H(\delta\rho + \delta P) - 3\dot{\psi}(\rho + P) + \frac{\nabla^2}{a^2} [(\rho + P)(\chi + V)] = 0. \quad (\text{B.8})$$

For a single fluid identified by the label α , $\nabla_\mu T^\mu_{\alpha 0} = Q^0_\alpha$ gives the zero-order result $\dot{\rho}_\alpha + 3H(\rho_\alpha + P_\alpha) = Q_\alpha$ while its perturbed version reads

$$\dot{\delta\rho}_\alpha + 3H(\delta\rho_\alpha + \delta P_\alpha) - 3\dot{\psi}(\rho_\alpha + P_\alpha) + \frac{\nabla^2}{a^2} [(\rho_\alpha + P_\alpha)(\chi + V_\alpha)] - A Q_\alpha - \delta Q_\alpha = 0, \quad (\text{B.9})$$

where we defined the covariant velocity perturbation of the α -fluid as $V_\alpha \equiv a(v_\alpha + B)$ where v_α is the scalar velocity potential for the α -fluid. The total fluid perturbations are related to the individual fluid quantities by

$$\delta\rho \equiv \sum_\alpha \delta\rho_\alpha, \quad \delta P \equiv \sum_\alpha \delta P_\alpha, \quad V = \sum_\alpha \frac{\rho_\alpha + P_\alpha}{\rho + P} V_\alpha, \quad (\text{B.10})$$

through which one can get eq. (B.8) by summing eqs. (B.9). In eq. (B.9) Q_α is the energy transfer to the α -fluid and δQ_α its perturbation. Momentum conservation, $\nabla_\mu T^{\mu i}_\alpha = Q^i_\alpha$, gives for the α -fluid the equation

$$\dot{V}_\alpha + \left[\frac{Q_\alpha}{(\rho_\alpha + P_\alpha)} (1 + c_\alpha^2) - 3H c_\alpha^2 \right] V_\alpha + A + \frac{1}{\rho_\alpha + P_\alpha} (\delta P_\alpha - Q_\alpha V) = 0, \quad (\text{B.11})$$

where $c_\alpha^2 \equiv \dot{P}_\alpha/\dot{\rho}_\alpha$ is the adiabatic sound speed of the α -fluid. We consider in the above equation the case of zero momentum transfer among the fluids. The total momentum conservation equation $\nabla_\mu T^{\mu i} = 0$ is given by

$$\dot{V} - 3Hc_s^2 V + A + \frac{1}{\rho + P} \delta P = 0, \quad (\text{B.12})$$

where $c_s^2 \equiv \dot{P}/\dot{\rho}$ is the total adiabatic speed of sound which can be written as a weighted sum of the adiabatic sound speeds of the individual fluids

$$c_s^2 = \sum_\alpha \frac{\dot{\rho}_\alpha}{\dot{\rho}} c_\alpha^2. \quad (\text{B.13})$$

In summary, the relevant equations are eqs. (B.4, B.5, B.6, B.7) with the energy and momentum conservation in eqs. (B.8, B.9) and eqs. (B.11, B.12).

We consider the description of the dynamics of the scalar perturbations in terms of gauge-invariant quantities. We define *i*) the total curvature perturbation on uniform density hypersurfaces

$$\zeta \equiv -\psi - H \frac{\delta \rho}{\dot{\rho}} = \sum_\alpha \frac{\dot{\rho}_\alpha}{\dot{\rho}} \zeta_\alpha, \quad \text{with} \quad \zeta_\alpha \equiv -\psi - H \frac{\delta \rho_\alpha}{\dot{\rho}_\alpha}, \quad (\text{B.14})$$

ii) the total comoving curvature perturbation

$$\mathcal{R} \equiv \psi - HV = \sum_\alpha \frac{\rho_\alpha + P_\alpha}{\rho + P} \mathcal{R}_\alpha, \quad \text{with} \quad \mathcal{R}_\alpha \equiv \psi - HV_\alpha, \quad (\text{B.15})$$

and *iii*) the curvature perturbation on uniform shear hypersurfaces

$$\Psi \equiv \psi + H\chi, \quad \text{with} \quad \chi \equiv a^2 \dot{E} - aB. \quad (\text{B.16})$$

From now on, we move to consider the dynamics in Fourier space. This implies the formal substitution $\nabla^2 \rightarrow -k^2$, where k is the comoving wavenumber (with $k \equiv |\vec{k}|$). Furthermore, each perturbed quantity should be now understood as a specific Fourier mode with comoving wavenumber k . Notice that the system formed by eq. (B.4) and eq. (B.5), together with the equations governing the background dynamics, gives the relation

$$3\dot{H}(\zeta + \mathcal{R}) = \frac{k^2}{a^2} \Psi, \quad \text{or equivalently} \quad -\frac{3}{2}(1 + P/\rho)(\zeta + \mathcal{R}) = \frac{k^2}{(aH)^2} \Psi, \quad (\text{B.17})$$

which shows that on super-Hubble scale, where $k^2/(aH)^2 \ll 1$, we have $-\zeta \simeq \mathcal{R}$.

The evolution equation for ζ_α can be obtained by taking the time derivative of its definition in eq. (B.14) and using eq. (B.9) for $\dot{\delta \rho}_\alpha$ (in conjunction with eq. (B.4) and the background equations). We find

$$\begin{aligned} \dot{\zeta}_\alpha = & -\frac{\dot{H}Q_\alpha}{H\dot{\rho}_\alpha}(\zeta - \zeta_\alpha) + \frac{k^2}{3a^2H} \left[\Psi - \left(1 - \frac{Q_\alpha}{\dot{\rho}_\alpha} \right) \mathcal{R}_\alpha \right] \\ & + \frac{3H^2}{\dot{\rho}_\alpha} \underbrace{(\delta P_\alpha - c_\alpha^2 \delta \rho_\alpha)}_{\equiv \delta P_{\text{intr},\alpha}} - \frac{H}{\dot{\rho}_\alpha} \underbrace{\left(\delta Q_\alpha - \frac{\dot{Q}_\alpha \delta \rho_\alpha}{\dot{\rho}_\alpha} \right)}_{\equiv \delta Q_{\text{intr},\alpha}}, \end{aligned} \quad (\text{B.18})$$

where the combination $\delta P_\alpha - c_\alpha^2 \delta \rho_\alpha$ defines the so-called intrinsic non-adiabatic pressure perturbation of the α -fluid $P_{\text{intr},\alpha}$. For a barotropic fluid, that is a fluid with equation

of state $P_\alpha = P_\alpha(\rho_\alpha)$, the intrinsic non-adiabatic pressure perturbation vanishes since in this case we simply have $\delta P_\alpha = (\dot{P}_\alpha/\dot{\rho}_\alpha)\delta\rho_\alpha$.

The combination $\delta Q_\alpha - \dot{Q}_\alpha \delta\rho_\alpha/\dot{\rho}_\alpha$ defines the so-called intrinsic non-adiabatic energy transfer perturbations of the α -fluid $\delta Q_{\text{intr},\alpha}$. Notice that $\delta Q_{\text{intr},\alpha}$ vanishes if the energy transfer Q_α is a function of the density ρ_α so that $\delta Q_\alpha = (\dot{Q}_\alpha/\dot{\rho}_\alpha)\delta\rho_\alpha$.

From the definition in eq. (B.15) we write $\dot{\mathcal{R}}_\alpha = \dot{\psi} - \dot{H}V_\alpha - H\dot{V}_\alpha$. The evolution equation for \mathcal{R}_α , therefore, can be obtained from the momentum conservation in eq. (B.11). Using the background equations and eq. (B.4), we find

$$\dot{\mathcal{R}}_\alpha = (\mathcal{R} - \mathcal{R}_\alpha) \left(\frac{Q_\alpha}{\rho_\alpha + P_\alpha} - \frac{\dot{H}}{H} \right) - \frac{c_\alpha^2 \dot{\rho}_\alpha}{\rho_\alpha + P_\alpha} (\zeta_\alpha + \mathcal{R}_\alpha) + \frac{H}{\rho_\alpha + P_\alpha} (\delta P_\alpha - c_\alpha^2 \delta\rho_\alpha). \quad (\text{B.19})$$

Similarly, eq. (B.8) gives the evolution equation for the total curvature perturbation ζ , and we find

$$\dot{\zeta} = -\frac{H}{\rho + P} \underbrace{(\delta P - c_s^2 \delta\rho)}_{=\delta P_{\text{nad}}} + \frac{k^2}{3a^2 H} (\Psi - \mathcal{R}), \quad (\text{B.20})$$

where on the right-hand side we used the definition of the non-adiabatic pressure perturbation $\delta P \equiv \delta P_{\text{nad}} + c_s^2 \delta\rho$. In the presence of more than one fluid, the total non-adiabatic pressure perturbation δP_{nad} consists of two parts, $\delta P_{\text{nad}} \equiv \delta P_{\text{intr}} + \delta P_{\text{rel}}$. The first part is due to the intrinsic entropy perturbation of each fluid, $\delta P_{\text{intr}} = \sum_\alpha \delta P_{\text{intr},\alpha}$ with $\delta P_{\text{intr},\alpha}$ as defined in eq. (B.18); the second part of the non-adiabatic pressure perturbation, δP_{rel} , is due to the relative entropy perturbation $\mathcal{S}_{\alpha\beta} \equiv 3(\zeta_\alpha - \zeta_\beta)$ between different fluids

$$\delta P_{\text{rel}} = -\frac{1}{6H\dot{\rho}} \sum_{\alpha,\beta} \dot{\rho}_\alpha \dot{\rho}_\beta (c_\alpha^2 - c_\beta^2) \mathcal{S}_{\alpha\beta} = -\frac{1}{2H\dot{\rho}} \sum_{\alpha,\beta} \dot{\rho}_\alpha \dot{\rho}_\beta (c_\alpha^2 - c_\beta^2) (\zeta_\alpha - \zeta_\beta). \quad (\text{B.21})$$

From eq. (B.12), on the other hand, we get

$$\dot{\mathcal{R}} = \left(\frac{\dot{H}}{H} + 3Hc_s^2 \right) (\zeta + \mathcal{R}) + \frac{H}{\rho + P} (\delta P - c_s^2 \delta\rho) - \frac{k^2}{3a^2 H} \Psi. \quad (\text{B.22})$$

B.1 Perturbations dynamics in the Axion-curvaton model

We now interpret eqs. (B.18, B.19, B.20, B.22) in light of the curvaton model studied in the main body of this paper. We have two fluid species, namely the curvaton and the radiation field, that are identified, respectively, with the labels $\alpha = \phi, \gamma$. The curvaton field decays into radiation with a decay rate Γ_ϕ , which we take to be a constant.

Consider the dynamics during phase I. We set $\Gamma_\phi = 0$ so that we do not have energy transfer between the scalar field and radiation. Furthermore we neglect the curvature perturbation and comoving curvature perturbation of the radiation. Hence the eqs. B.14 and eqs. B.15 simply read as

$$\zeta_\phi \equiv -\psi - H \frac{\delta\rho_\phi}{\dot{\rho}_\phi} = \frac{2}{3} \frac{\delta\theta_0}{\theta_0}, \quad \text{and} \quad \zeta \equiv \sum_\alpha \frac{\dot{\rho}_\alpha}{\dot{\rho}} \zeta_\alpha = \frac{\dot{\rho}_\phi}{\dot{\rho}_\phi + \dot{\rho}_\gamma} \zeta_\phi, \quad (\text{B.23})$$

$$\mathcal{R}_\phi \equiv \psi - HV_\phi = \frac{\delta\theta_0}{\theta_0} \frac{H}{\delta\dot{\theta}}, \quad \text{and} \quad \mathcal{R} \equiv \sum_\alpha \frac{\rho_\alpha + P_\alpha}{\rho + P} \mathcal{R}_\alpha = \frac{\rho_\phi + P_\phi}{\rho_\phi + (4/3)\rho_\gamma + P_\phi} \mathcal{R}_\phi, \quad (\text{B.24})$$

where in this case the time-dependent quantities are evaluated solving the system given by eqs. (2.26-2.28). We can use these equations as the initial conditions for the system that describe the evolution of the perturbations during phase II and III. For the sake of clarity, we also introduced explicitly the subscript k to remark that perturbations are Fourier modes with fixed comoving wavenumber k .

Now we consider the case of phase II+III, as defined in section 2.2. The scalar field ϕ verifies the Klein-Gordon equation of motion $\ddot{\phi} + 3H\dot{\phi} + \mathcal{V}'(\phi) = 0$ and its energy density and pressure are given by

$$\rho_\phi = \frac{1}{2}\dot{\phi}^2 + \mathcal{V}(\phi), \quad P_\phi = \frac{1}{2}\dot{\phi}^2 - \mathcal{V}(\phi), \quad (\text{B.25})$$

with adiabatic speed of sound

$$c_\phi^2 = \frac{\dot{P}_\phi}{\dot{\rho}_\phi} = 1 + \frac{2\mathcal{V}'(\phi)}{3H\dot{\phi}}. \quad (\text{B.26})$$

The energy transfer from the curvaton field to radiation is described by $Q_\phi = -\Gamma_\phi \rho_\phi$ (and, consequently, $Q_\gamma = \Gamma_\phi \rho_\phi$). Radiation is a perfect fluid with $P_\gamma = \rho_\gamma/3$. The perturbations in the energy transfer are described by $\delta Q_\phi = -\Gamma_\phi \delta \rho_\phi$ and $\delta Q_\gamma = \Gamma_\phi \delta \rho_\phi$ (where, as stated before, we are assuming that $\delta \Gamma_\phi = 0$). Consequently, as discussed below eq. (B.18), we have

$$\delta Q_{\text{intr},\phi} = \delta Q_\phi - \frac{\dot{Q}_\phi \delta \rho_\phi}{\dot{\rho}_\phi} = 0. \quad (\text{B.27})$$

During this phase, we have $P_\phi = 0$, and the scalar field behaves as a pressure-less fluid. Consequently, we have $\delta P_{\text{intr},\phi} = 0$. Eq. (B.18), therefore, simplifies to

$$\dot{\zeta}_\phi = -\frac{\dot{H}Q_\phi}{H\dot{\rho}_\phi}(\zeta - \zeta_\phi) + \frac{k^2}{3a^2H} \left[\Psi - \left(1 - \frac{Q_\phi}{\dot{\rho}_\phi} \right) \mathcal{R}_\phi \right]. \quad (\text{B.28})$$

Using the background dynamics, and introducing the e -fold time as time variable, we recast the previous equation in the form

$$\left. \frac{d\zeta_{\phi,k}}{dN} \right|_{\text{phase II+III}} = \frac{(3 + \Omega_\gamma)\Gamma_\phi}{2(3H + \Gamma_\phi)} (\zeta_k - \zeta_{\phi,k}) + \frac{k^2}{3(aH)^2} \Psi_k - \frac{k^2}{(aH)^2} \frac{H}{(3H + \Gamma_\phi)} \mathcal{R}_{\phi,k}, \quad (\text{B.29})$$

where the notation $|_{\text{phase II+III}}$ remarks the fact that the corresponding evolution equation is strictly valid during the oscillating and decaying phase. To close the system, we need the evolution of ζ , \mathcal{R} and \mathcal{R}_ϕ (given that Ψ is related to ζ and \mathcal{R} via eq. (B.17)). Since radiation has a well-defined equation of state, we also have $\delta P_{\text{intr},\gamma} = 0$. Consequently, we find

$$\delta P_{\text{nad}} \equiv \delta P_{\text{intr}} + \delta P_{\text{rel}} = \delta P_{\text{intr},\gamma} + \delta P_{\text{intr},\phi} + \delta P_{\text{rel}} = \delta P_{\text{rel}} = \frac{\dot{\rho}_\gamma \dot{\rho}_\phi}{3H\dot{\rho}} (\zeta_\phi - \zeta_\gamma) = \frac{\dot{\rho}_\phi}{3H} (\zeta_\phi - \zeta). \quad (\text{B.30})$$

where in the last step we used eq. (B.14). Eq. (B.20) gives

$$\left. \frac{d\zeta_k}{dN} \right|_{\text{phase II+III}} = \frac{(3H + \Gamma_\phi)\Omega_\phi}{(3 + \Omega_\gamma)H} (\zeta_{\phi,k} - \zeta_k) + \frac{k^2}{3(aH)^2} (\Psi_k - \mathcal{R}_k). \quad (\text{B.31})$$

The evolution of \mathcal{R}_k is governed by

$$\left. \frac{d\mathcal{R}_k}{dN} \right|_{\text{phase II+III}} = \left[\frac{1}{H} \frac{dH}{dN} + \frac{4H\Omega_\gamma - \Omega_\phi \Gamma_\phi}{H(3 + \Omega_\gamma)} \right] \mathcal{R}_k + \left(\frac{1}{H} \frac{dH}{dN} + 1 \right) \zeta_k - \frac{(3H + \Gamma_\phi)\Omega_\phi}{H(3 + \Omega_\gamma)} \zeta_{\phi,k} - \frac{k^2}{3(aH)^2} \Psi_k, \quad (\text{B.32})$$

while we find for $\mathcal{R}_{\phi,k}$ ¹⁴

$$\left. \frac{d\mathcal{R}_{\phi,k}}{dN} \right|_{\text{phase II+III}} = - \left(\frac{\Gamma_\phi}{H} + \frac{1}{H} \frac{dH}{dN} \right) (\mathcal{R}_k - \mathcal{R}_{\phi,k}). \quad (\text{B.33})$$

The system formed by eqs. (B.29, B.31, B.32, B.33) is subject to the relation

$$\frac{3}{H} \frac{dH}{dN} (\zeta_k + \mathcal{R}_k) = \frac{k^2}{(aH)^2} \Psi_k \quad (\text{B.34})$$

We solve numerically the evolution described by eqs. (B.29, B.31, B.32, B.33), that is valid during phase II and phase III ($P_\phi = 0$), in order to get the correct value of the curvature perturbation ζ_k for the power spectrum defined in eq. (2.38).

References

- [1] Y.B. Zel’dovich and I.D. Novikov, *The Hypothesis of Cores Retarded during Expansion and the Hot Cosmological Model*, *Soviet Astron. AJ (Engl. Transl.)*, **10** (1967) 602.
- [2] S. Hawking, *Gravitationally collapsed objects of very low mass*, *Mon. Not. Roy. Astron. Soc.* **152** (1971) 75.
- [3] B.J. Carr and S.W. Hawking, *Black holes in the early Universe*, *Mon. Not. Roy. Astron. Soc.* **168** (1974) 399.
- [4] S. Bird, I. Cholis, J.B. Muñoz, Y. Ali-Haïmoud, M. Kamionkowski, E.D. Kovetz et al., *Did LIGO detect dark matter?*, *Phys. Rev. Lett.* **116** (2016) 201301 [[1603.00464](#)].
- [5] M. Sasaki, T. Suyama, T. Tanaka and S. Yokoyama, *Primordial Black Hole Scenario for the Gravitational-Wave Event GW150914*, *Phys. Rev. Lett.* **117** (2016) 061101 [[1603.08338](#)].
- [6] S. Clesse and J. García-Bellido, *The clustering of massive Primordial Black Holes as Dark Matter: measuring their mass distribution with Advanced LIGO*, *Phys. Dark Univ.* **15** (2017) 142 [[1603.05234](#)].
- [7] Y. Ali-Haïmoud, E.D. Kovetz and M. Kamionkowski, *Merger rate of primordial black-hole binaries*, *Phys. Rev.* **D96** (2017) 123523 [[1709.06576](#)].
- [8] M. Raidal, C. Spethmann, V. Vaskonen and H. Veermäe, *Formation and Evolution of Primordial Black Hole Binaries in the Early Universe*, *JCAP* **02** (2019) 018 [[1812.01930](#)].
- [9] G. Franciolini, V. Baibhav, V. De Luca, K.K.Y. Ng, K.W.K. Wong, E. Berti et al., *Searching for a subpopulation of primordial black holes in LIGO-Virgo gravitational-wave data*, *Phys. Rev. D* **105** (2022) 083526 [[2105.03349](#)].
- [10] L. Liu, X.-Y. Yang, Z.-K. Guo and R.-G. Cai, *Testing primordial black hole and measuring the Hubble constant with multiband gravitational-wave observations*, *JCAP* **01** (2023) 006 [[2112.05473](#)].

¹⁴Notice that our result for the evolution of \mathcal{R}_ϕ differs from the corresponding equation found in ref. [76].

- [11] G. Franciolini, I. Musco, P. Pani and A. Urbano, *From inflation to black hole mergers and back again: Gravitational-wave data-driven constraints on inflationary scenarios with a first-principle model of primordial black holes across the QCD epoch*, [2209.05959](#).
- [12] A. Escrivà, E. Bagui and S. Clesse, *Simulations of PBH formation at the QCD epoch and comparison with the GWTC-3 catalog*, [2209.06196](#).
- [13] NANOGrav collaboration, *The NANOGrav 12.5 yr Data Set: Search for an Isotropic Stochastic Gravitational-wave Background*, *Astrophys. J. Lett.* **905** (2020) L34 [[2009.04496](#)].
- [14] B. Goncharov et al., *On the Evidence for a Common-spectrum Process in the Search for the Nanohertz Gravitational-wave Background with the Parkes Pulsar Timing Array*, *Astrophys. J. Lett.* **917** (2021) L19 [[2107.12112](#)].
- [15] S. Chen et al., *Common-red-signal analysis with 24-yr high-precision timing of the European Pulsar Timing Array: inferences in the stochastic gravitational-wave background search*, *Mon. Not. Roy. Astron. Soc.* **508** (2021) 4970 [[2110.13184](#)].
- [16] J. Antoniadis et al., *The International Pulsar Timing Array second data release: Search for an isotropic gravitational wave background*, *Mon. Not. Roy. Astron. Soc.* **510** (2022) 4873 [[2201.03980](#)].
- [17] LISA COSMOLOGY WORKING GROUP collaboration, *Cosmology with the Laser Interferometer Space Antenna*, [2204.05434](#).
- [18] R. Saito and J. Yokoyama, *Gravitational wave background as a probe of the primordial black hole abundance*, *Phys. Rev. Lett.* **102** (2009) 161101 [[0812.4339](#)].
- [19] J. Garcia-Bellido, M. Peloso and C. Unal, *Gravitational Wave signatures of inflationary models from Primordial Black Hole Dark Matter*, *JCAP* **09** (2017) 013 [[1707.02441](#)].
- [20] R.-g. Cai, S. Pi and M. Sasaki, *Gravitational Waves Induced by non-Gaussian Scalar Perturbations*, *Phys. Rev. Lett.* **122** (2019) 201101 [[1810.11000](#)].
- [21] N. Bartolo, V. De Luca, G. Franciolini, A. Lewis, M. Peloso and A. Riotto, *Primordial Black Hole Dark Matter: LISA Serendipity*, *Phys. Rev. Lett.* **122** (2019) 211301 [[1810.12218](#)].
- [22] M. Sasaki, T. Suyama, T. Tanaka and S. Yokoyama, *Primordial black holes—perspectives in gravitational wave astronomy*, *Class. Quant. Grav.* **35** (2018) 063001 [[1801.05235](#)].
- [23] K. Enqvist and M.S. Sloth, *Adiabatic CMB perturbations in pre - big bang string cosmology*, *Nucl. Phys. B* **626** (2002) 395 [[hep-ph/0109214](#)].
- [24] D.H. Lyth and D. Wands, *Generating the curvature perturbation without an inflaton*, *Phys. Lett. B* **524** (2002) 5 [[hep-ph/0110002](#)].
- [25] M.S. Sloth, *Superhorizon curvaton amplitude in inflation and pre - big bang cosmology*, *Nucl. Phys. B* **656** (2003) 239 [[hep-ph/0208241](#)].
- [26] D.H. Lyth, C. Ungarelli and D. Wands, *The Primordial density perturbation in the curvaton scenario*, *Phys. Rev. D* **67** (2003) 023503 [[astro-ph/0208055](#)].
- [27] K. Dimopoulos, G. Lazarides, D. Lyth and R. Ruiz de Austri, *The Peccei-Quinn field as curvaton*, *JHEP* **05** (2003) 057 [[hep-ph/0303154](#)].
- [28] K. Kohri, C.-M. Lin and T. Matsuda, *Primordial black holes from the inflating curvaton*, *Phys. Rev. D* **87** (2013) 103527 [[1211.2371](#)].
- [29] M. Kawasaki, N. Kitajima and T.T. Yanagida, *Primordial black hole formation from an axionlike curvaton model*, *Phys. Rev. D* **87** (2013) 063519 [[1207.2550](#)].
- [30] M. Kawasaki, N. Kitajima and S. Yokoyama, *Gravitational waves from a curvaton model with blue spectrum*, *JCAP* **08** (2013) 042 [[1305.4464](#)].
- [31] E.V. Bugaev and P.A. Klimai, *Primordial black hole constraints for curvaton models with predicted large non-Gaussianity*, *Int. J. Mod. Phys. D* **22** (2013) 1350034 [[1303.3146](#)].

- [32] K. Ando, K. Inomata, M. Kawasaki, K. Mukaida and T.T. Yanagida, *Primordial black holes for the LIGO events in the axionlike curvaton model*, *Phys. Rev. D* **97** (2018) 123512 [[1711.08956](#)].
- [33] K. Ando, M. Kawasaki and H. Nakatsuka, *Formation of primordial black holes in an axionlike curvaton model*, *Phys. Rev. D* **98** (2018) 083508 [[1805.07757](#)].
- [34] C. Chen and Y.-F. Cai, *Primordial black holes from sound speed resonance in the inflaton-curvaton mixed scenario*, *JCAP* **10** (2019) 068 [[1908.03942](#)].
- [35] K. Inomata, M. Kawasaki, K. Mukaida and T.T. Yanagida, *NANOGrav Results and LIGO-Virgo Primordial Black Holes in Axionlike Curvaton Models*, *Phys. Rev. Lett.* **126** (2021) 131301 [[2011.01270](#)].
- [36] L.-H. Liu and T. Prokopec, *Non-minimally coupled curvaton*, *JCAP* **06** (2021) 033 [[2005.11069](#)].
- [37] S. Pi and M. Sasaki, *Primordial Black Hole Formation in Non-Minimal Curvaton Scenario*, [2112.12680](#).
- [38] L.-H. Liu, *The primordial black hole from running curvaton*, *Chin. Phys. C* **47** (2023) 1 [[2107.07310](#)].
- [39] M. Kawasaki and H. Nakatsuka, *Gravitational waves from type II axion-like curvaton model and its implication for NANOGrav result*, *JCAP* **05** (2021) 023 [[2101.11244](#)].
- [40] S. Young and C.T. Byrnes, *Primordial black holes in non-Gaussian regimes*, *JCAP* **08** (2013) 052 [[1307.4995](#)].
- [41] G. Franciolini, A. Kehagias, S. Matarrese and A. Riotto, *Primordial Black Holes from Inflation and non-Gaussianity*, *JCAP* **03** (2018) 016 [[1801.09415](#)].
- [42] T. Harada, C.-M. Yoo, T. Nakama and Y. Koga, *Cosmological long-wavelength solutions and primordial black hole formation*, *Phys. Rev. D* **91** (2015) 084057 [[1503.03934](#)].
- [43] V. De Luca, G. Franciolini, A. Kehagias, M. Peloso, A. Riotto and C. Ünal, *The Ineludible non-Gaussianity of the Primordial Black Hole Abundance*, *JCAP* **07** (2019) 048 [[1904.00970](#)].
- [44] S. Young, I. Musco and C.T. Byrnes, *Primordial black hole formation and abundance: contribution from the non-linear relation between the density and curvature perturbation*, *JCAP* **11** (2019) 012 [[1904.00984](#)].
- [45] N. Bartolo, S. Matarrese and A. Riotto, *On nonGaussianity in the curvaton scenario*, *Phys. Rev. D* **69** (2004) 043503 [[hep-ph/0309033](#)].
- [46] N. Bartolo, S. Matarrese and A. Riotto, *Non-Gaussianity of Large-Scale Cosmic Microwave Background Anisotropies beyond Perturbation Theory*, *JCAP* **08** (2005) 010 [[astro-ph/0506410](#)].
- [47] M. Sasaki, J. Valiviita and D. Wands, *Non-Gaussianity of the primordial perturbation in the curvaton model*, *Phys. Rev. D* **74** (2006) 103003 [[astro-ph/0607627](#)].
- [48] K. Enqvist and T. Takahashi, *Signatures of Non-Gaussianity in the Curvaton Model*, *JCAP* **09** (2008) 012 [[0807.3069](#)].
- [49] K. Kohri, D.H. Lyth and C.A. Valenzuela-Toledo, *Preheating and the non-gaussianity of the curvature perturbation*, *JCAP* **02** (2010) 023 [[0904.0793](#)].
- [50] P. Chingangbam and Q.-G. Huang, *The Curvature Perturbation in the Axion-type Curvaton Model*, *JCAP* **04** (2009) 031 [[0902.2619](#)].
- [51] Q.-G. Huang, *Negative spectral index of f_{NL} in the axion-type curvaton model*, *JCAP* **11** (2010) 026 [[1008.2641](#)].
- [52] M. Kawasaki, T. Kobayashi and F. Takahashi, *Non-Gaussianity from Curvatons Revisited*, *Phys. Rev. D* **84** (2011) 123506 [[1107.6011](#)].

- [53] J. Fonseca and D. Wands, *Non-Gaussianity and Gravitational Waves from Quadratic and Self-interacting Curvaton*, *Phys. Rev. D* **83** (2011) 064025 [[1101.1254](#)].
- [54] M. Kawasaki, T. Kobayashi and F. Takahashi, *Non-Gaussianity from Axionic Curvaton*, *JCAP* **03** (2013) 016 [[1210.6595](#)].
- [55] S. Enomoto, K. Kohri and T. Matsuda, *Non-Gaussianity in the inflating curvaton*, *Phys. Rev. D* **87** (2013) 123520 [[1210.7118](#)].
- [56] K. Mukaida, K. Nakayama and M. Takimoto, *Suppressed Non-Gaussianity in the Curvaton Model*, *Phys. Rev. D* **89** (2014) 123515 [[1402.1856](#)].
- [57] L.-H. Liu, B. Liang, Y.-C. Zhou, X.-D. Liu, W.-L. Xu and A.-C. Li, *Revised f_{NL} parameter in a curvaton scenario*, *Phys. Rev. D* **103** (2021) 063515 [[2007.08278](#)].
- [58] A. Ghoshal and A. Naskar, *Generalising Axion-like particle as the curvaton: sourcing primordial density perturbation and non-Gaussianities*, [2302.00668](#).
- [59] M. Sasaki, J. Väliviita and D. Wands, *Non-gaussianity of the primordial perturbation in the curvaton model*, *Phys. Rev. D* **74** (2006) 103003.
- [60] G. Ferrante, G. Franciolini, A.J. Iovino and A. Urbano, *Primordial non-gaussianity up to all orders: Theoretical aspects and implications for primordial black hole models*, *Phys. Rev. D* **107** (2023) 043520.
- [61] A.D. Gow, H. Assadullahi, J.H.P. Jackson, K. Koyama, V. Vennin and D. Wands, *Non-perturbative non-Gaussianity and primordial black holes*, [2211.08348](#).
- [62] M. Dine, L. Randall and S.D. Thomas, *Baryogenesis from flat directions of the supersymmetric standard model*, *Nucl. Phys. B* **458** (1996) 291 [[hep-ph/9507453](#)].
- [63] B. Carr, K. Kohri, Y. Sendouda and J. Yokoyama, *Constraints on primordial black holes*, *Rept. Prog. Phys.* **84** (2021) 116902 [[2002.12778](#)].
- [64] PLANCK collaboration, *Planck 2018 results. X. Constraints on inflation*, *Astron. Astrophys.* **641** (2020) A10 [[1807.06211](#)].
- [65] S. Schettler, T. Boeckel and J. Schaffner-Bielich, *Imprints of the QCD phase transition on the spectrum of gravitational waves*, *Physical Review D* **83** (2011) .
- [66] K. Saikawa and S. Shirai, *Primordial gravitational waves, precisely: The role of thermodynamics in the Standard Model*, *JCAP* **05** (2018) 035 [[1803.01038](#)].
- [67] K. Kohri and T. Terada, *Semianalytic calculation of gravitational wave spectrum nonlinearly induced from primordial curvature perturbations*, *Phys. Rev. D* **97** (2018) 123532 [[1804.08577](#)].
- [68] F. Hajkarim and J. Schaffner-Bielich, *Thermal History of the Early Universe and Primordial Gravitational Waves from Induced Scalar Perturbations*, *Phys. Rev. D* **101** (2020) 043522 [[1910.12357](#)].
- [69] K.T. Abe, Y. Tada and I. Ueda, *Induced gravitational waves as a cosmological probe of the sound speed during the QCD phase transition*, *JCAP* **06** (2021) 048 [[2010.06193](#)].
- [70] A. Brandenburg, E. Clarke, Y. He and T. Kahniashvili, *Can we observe the QCD phase transition-generated gravitational waves through pulsar timing arrays?*, *Phys. Rev. D* **104** (2021) 043513 [[2102.12428](#)].
- [71] G. Franciolini, D. Racco and F. Rompineve, *in preparation*, .
- [72] K. Enqvist, S. Nurmi, O. Taanila and T. Takahashi, *Non-gaussian fingerprints of self-interacting curvaton*, *Journal of Cosmology and Astroparticle Physics* **2010** (2010) 009.
- [73] N. Blinov, M.J. Dolan, P. Draper and J. Kozaczuk, *Dark matter targets for axionlike particle searches*, *Phys. Rev. D* **100** (2019) 015049 [[1905.06952](#)].
- [74] D.J.E. Marsh, *Axion Cosmology*, *Phys. Rept.* **643** (2016) 1 [[1510.07633](#)].

- [75] L. Di Luzio, M. Giannotti, E. Nardi and L. Visinelli, *The landscape of QCD axion models*, *Phys. Rept.* **870** (2020) 1 [[2003.01100](#)].
- [76] H. Firouzjahi, A. Green, K. Malik and M. Zarei, *Effect of curvaton decay on the primordial power spectrum*, *Phys. Rev. D* **87** (2013) 103502 [[1209.2652](#)].
- [77] H. Kodama and M. Sasaki, *Cosmological Perturbation Theory*, *Prog. Theor. Phys. Suppl.* **78** (1984) 1.
- [78] D.J. Fixsen, E.S. Cheng, J.M. Gales, J.C. Mather, R.A. Shafer and E.L. Wright, *The Cosmic Microwave Background spectrum from the full COBE FIRAS data set*, *Astrophys. J.* **473** (1996) 576 [[astro-ph/9605054](#)].
- [79] J. Chluba, R. Khatri and R.A. Sunyaev, *CMB at 2×2 order: The dissipation of primordial acoustic waves and the observable part of the associated energy release*, *Mon. Not. Roy. Astron. Soc.* **425** (2012) 1129 [[1202.0057](#)].
- [80] J. Chluba, A.L. Erickcek and I. Ben-Dayan, *Probing the inflaton: Small-scale power spectrum constraints from measurements of the CMB energy spectrum*, *Astrophys. J.* **758** (2012) 76 [[1203.2681](#)].
- [81] F. Bianchini and G. Fabbian, *CMB spectral distortions revisited: A new take on μ distortions and primordial non-Gaussianities from FIRAS data*, *Phys. Rev. D* **106** (2022) 063527 [[2206.02762](#)].
- [82] V. De Luca, G. Franciolini and A. Riotto, *NANOGrav Data Hints at Primordial Black Holes as Dark Matter*, *Phys. Rev. Lett.* **126** (2021) 041303 [[2009.08268](#)].
- [83] J. Kristiano and J. Yokoyama, *Ruling Out Primordial Black Hole Formation From Single-Field Inflation*, [2211.03395](#).
- [84] S.-L. Cheng, D.-S. Lee and K.-W. Ng, *Power spectrum of primordial perturbations during ultra-slow-roll inflation with back reaction effects*, *Phys. Lett. B* **827** (2022) 136956 [[2106.09275](#)].
- [85] S. Choudhury, S. Panda and M. Sami, *Galileon inflation evades the no-go for PBH formation in the single-field framework*, [2304.04065](#).
- [86] S. Choudhury, S. Panda and M. Sami, *No-go for PBH formation in EFT of single field inflation*, [2302.05655](#).
- [87] S. Choudhury, S. Panda and M. Sami, *Quantum loop effects on the power spectrum and constraints on primordial black holes*, [2303.06066](#).
- [88] S. Choudhury, M.R. Gangopadhyay and M. Sami, *No-go for the formation of heavy mass Primordial Black Holes in Single Field Inflation*, [2301.10000](#).
- [89] A. Riotto, *The Primordial Black Hole Formation from Single-Field Inflation is Still Not Ruled Out*, [2303.01727](#).
- [90] A. Riotto, *The Primordial Black Hole Formation from Single-Field Inflation is Not Ruled Out*, [2301.00599](#).
- [91] H. Firouzjahi and A. Riotto, *Primordial Black Holes and Loops in Single-Field Inflation*, [2304.07801](#).
- [92] H. Firouzjahi, *One-loop Corrections in Power Spectrum in Single Field Inflation*, [2303.12025](#).
- [93] J. Kristiano and J. Yokoyama, *Response to criticism on "Ruling Out Primordial Black Hole Formation From Single-Field Inflation": A note on bispectrum and one-loop correction in single-field inflation with primordial black hole formation*, [2303.00341](#).
- [94] G. Franciolini, A. Iovino, Junior., M. Taoso and A. Urbano, *One loop to rule them all: Perturbativity in the presence of ultra slow-roll dynamics*, [2305.03491](#).
- [95] G. Tasinato, *A large $|\eta|$ approach to single field inflation*, [2305.11568](#).

- [96] S. Young, *Peaks and primordial black holes: the effect of non-Gaussianity*, *JCAP* **05** (2022) 037 [[2201.13345](#)].
- [97] I. Musco, *Threshold for primordial black holes: Dependence on the shape of the cosmological perturbations*, *Phys. Rev. D* **100** (2019) 123524 [[1809.02127](#)].
- [98] I. Musco, V. De Luca, G. Franciolini and A. Riotto, *Threshold for primordial black holes. II. A simple analytic prescription*, *Phys. Rev. D* **103** (2021) 063538 [[2011.03014](#)].
- [99] A. Kehagias, I. Musco and A. Riotto, *Non-Gaussian Formation of Primordial Black Holes: Effects on the Threshold*, *JCAP* **12** (2019) 029 [[1906.07135](#)].
- [100] A. Escrivà, Y. Tada, S. Yokoyama and C.-M. Yoo, *Simulation of primordial black holes with large negative non-Gaussianity*, *JCAP* **05** (2022) 012 [[2202.01028](#)].
- [101] I. Musco, K. Jedamzik and S. Young, *Primordial black hole formation during the QCD phase transition: threshold, mass distribution and abundance*, [2303.07980](#).
- [102] C.T. Byrnes, P.S. Cole and S.P. Patil, *Steepest growth of the power spectrum and primordial black holes*, *JCAP* **06** (2019) 028 [[1811.11158](#)].
- [103] A.M. Green and B.J. Kavanagh, *Primordial Black Holes as a dark matter candidate*, *J. Phys. G* **48** (2021) 043001 [[2007.10722](#)].
- [104] A.K. Saha and R. Laha, *Sensitivities on nonspinning and spinning primordial black hole dark matter with global 21-cm troughs*, *Phys. Rev. D* **105** (2022) 103026 [[2112.10794](#)].
- [105] R. Laha, *Primordial Black Holes as a Dark Matter Candidate Are Severely Constrained by the Galactic Center 511 keV γ -Ray Line*, *Phys. Rev. Lett.* **123** (2019) 251101 [[1906.09994](#)].
- [106] A. Ray, R. Laha, J.B. Muñoz and R. Caputo, *Near future MeV telescopes can discover asteroid-mass primordial black hole dark matter*, *Phys. Rev. D* **104** (2021) 023516 [[2102.06714](#)].
- [107] S. Clark, B. Dutta, Y. Gao, L.E. Strigari and S. Watson, *Planck Constraint on Relic Primordial Black Holes*, *Phys. Rev. D* **95** (2017) 083006 [[1612.07738](#)].
- [108] S. Mittal, A. Ray, G. Kulkarni and B. Dasgupta, *Constraining primordial black holes as dark matter using the global 21-cm signal with X-ray heating and excess radio background*, *JCAP* **03** (2022) 030 [[2107.02190](#)].
- [109] R. Laha, J.B. Muñoz and T.R. Slatyer, *INTEGRAL constraints on primordial black holes and particle dark matter*, *Phys. Rev. D* **101** (2020) 123514 [[2004.00627](#)].
- [110] J. Berteaud, F. Calore, J. Iguaz, P.D. Serpico and T. Siebert, *Strong constraints on primordial black hole dark matter from 16 years of INTEGRAL/SPI observations*, *Phys. Rev. D* **106** (2022) 023030 [[2202.07483](#)].
- [111] M. Boudaud and M. Cirelli, *Voyager 1 e^\pm Further Constrain Primordial Black Holes as Dark Matter*, *Phys. Rev. Lett.* **122** (2019) 041104 [[1807.03075](#)].
- [112] W. DeRocco and P.W. Graham, *Constraining Primordial Black Hole Abundance with the Galactic 511 keV Line*, *Phys. Rev. Lett.* **123** (2019) 251102 [[1906.07740](#)].
- [113] B.J. Carr, K. Kohri, Y. Sendouda and J. Yokoyama, *New cosmological constraints on primordial black holes*, *Phys. Rev. D* **81** (2010) 104019 [[0912.5297](#)].
- [114] H. Niikura et al., *Microlensing constraints on primordial black holes with Subaru/HSC Andromeda observations*, *Nature Astron.* **3** (2019) 524 [[1701.02151](#)].
- [115] EROS-2 collaboration, *Limits on the Macho Content of the Galactic Halo from the EROS-2 Survey of the Magellanic Clouds*, *Astron. Astrophys.* **469** (2007) 387 [[astro-ph/0607207](#)].
- [116] H. Niikura, M. Takada, S. Yokoyama, T. Sumi and S. Masaki, *Constraints on Earth-mass primordial black holes from OGLE 5-year microlensing events*, *Phys. Rev. D* **99** (2019) 083503 [[1901.07120](#)].

- [117] M. Oguri, J.M. Diego, N. Kaiser, P.L. Kelly and T. Broadhurst, *Understanding caustic crossings in giant arcs: characteristic scales, event rates, and constraints on compact dark matter*, *Phys. Rev. D* **97** (2018) 023518 [[1710.00148](#)].
- [118] R.-G. Cai, T. Chen, S.-J. Wang and X.-Y. Yang, *Gravitational microlensing by dressed primordial black holes*, [2210.02078](#).
- [119] P.D. Serpico, V. Poulin, D. Inman and K. Kohri, *Cosmic microwave background bounds on primordial black holes including dark matter halo accretion*, *Phys. Rev. Res.* **2** (2020) 023204 [[2002.10771](#)].
- [120] L. Piga, M. Lucca, N. Bellomo, V. Bosch-Ramon, S. Matarrese, A. Raccanelli et al., *The effect of outflows on CMB bounds from Primordial Black Hole accretion*, [2210.14934](#).
- [121] B.J. Kavanagh, D. Gaggero and G. Bertone, *Merger rate of a subdominant population of primordial black holes*, *Phys. Rev. D* **98** (2018) 023536 [[1805.09034](#)].
- [122] A. Hall, A.D. Gow and C.T. Byrnes, *Bayesian analysis of LIGO-Virgo mergers: Primordial vs. astrophysical black hole populations*, *Phys. Rev. D* **102** (2020) 123524 [[2008.13704](#)].
- [123] K.W.K. Wong, G. Franciolini, V. De Luca, V. Baibhav, E. Berti, P. Pani et al., *Constraining the primordial black hole scenario with Bayesian inference and machine learning: the GWTC-2 gravitational wave catalog*, *Phys. Rev. D* **103** (2021) 023026 [[2011.01865](#)].
- [124] G. Hütsi, M. Raidal, V. Vaskonen and H. Veermäe, *Two populations of LIGO-Virgo black holes*, *JCAP* **03** (2021) 068 [[2012.02786](#)].
- [125] V. De Luca, G. Franciolini, P. Pani and A. Riotto, *Bayesian Evidence for Both Astrophysical and Primordial Black Holes: Mapping the GWTC-2 Catalog to Third-Generation Detectors*, *JCAP* **05** (2021) 003 [[2102.03809](#)].
- [126] V. De Luca, G. Franciolini, P. Pani and A. Riotto, *The minimum testable abundance of primordial black holes at future gravitational-wave detectors*, *JCAP* **11** (2021) 039 [[2106.13769](#)].
- [127] O. Pujolas, V. Vaskonen and H. Veermäe, *Prospects for probing gravitational waves from primordial black hole binaries*, *Phys. Rev. D* **104** (2021) 083521 [[2107.03379](#)].
- [128] G. Franciolini, A. Maharana and F. Muia, *Hunt for light primordial black hole dark matter with ultrahigh-frequency gravitational waves*, *Phys. Rev. D* **106** (2022) 103520 [[2205.02153](#)].
- [129] M. Martinelli, F. Scarcella, N.B. Hogg, B.J. Kavanagh, D. Gaggero and P. Fleury, *Dancing in the dark: detecting a population of distant primordial black holes*, *JCAP* **08** (2022) 006 [[2205.02639](#)].
- [130] G. Franciolini, F. Iacovelli, M. Mancarella, M. Maggiore, P. Pani and A. Riotto, *Searching for Primordial Black Holes with the Einstein Telescope: impact of design and systematics*, [2304.03160](#).
- [131] M. Branchesi et al., *Science with the Einstein Telescope: a comparison of different designs*, [2303.15923](#).
- [132] K. Jedamzik, *Could MACHOS be primordial black holes formed during the QCD epoch?*, *Phys. Rept.* **307** (1998) 155 [[astro-ph/9805147](#)].
- [133] C.T. Byrnes, M. Hindmarsh, S. Young and M.R.S. Hawkins, *Primordial black holes with an accurate QCD equation of state*, *JCAP* **08** (2018) 041 [[1801.06138](#)].
- [134] G. Domènech, *Scalar Induced Gravitational Waves Review*, *Universe* **7** (2021) 398 [[2109.01398](#)].
- [135] C. Unal, *Imprints of Primordial Non-Gaussianity on Gravitational Wave Spectrum*, *Phys. Rev. D* **99** (2019) 041301 [[1811.09151](#)].

- [136] H.V. Ragavendra, *Accounting for scalar non-Gaussianity in secondary gravitational waves*, *Phys. Rev. D* **105** (2022) 063533 [[2108.04193](#)].
- [137] P. Adshead, K.D. Lozanov and Z.J. Weiner, *Non-Gaussianity and the induced gravitational wave background*, *JCAP* **10** (2021) 080 [[2105.01659](#)].
- [138] K.T. Abe, R. Inui, Y. Tada and S. Yokoyama, *Primordial black holes and gravitational waves induced by exponential-tailed perturbations*, [2209.13891](#).
- [139] S. Garcia-Saenz, L. Pinol, S. Renaux-Petel and D. Werth, *No-go Theorem for Scalar-Trispectrum-Induced Gravitational Waves*, [2207.14267](#).
- [140] K. Tomita, *Evolution of Irregularities in a Chaotic Early Universe*, *Prog. Theor. Phys.* **54** (1975) 730.
- [141] S. Matarrese, O. Pantano and D. Saez, *General relativistic dynamics of irrotational dust: Cosmological implications*, *Phys. Rev. Lett.* **72** (1994) 320 [[astro-ph/9310036](#)].
- [142] V. Acquaviva, N. Bartolo, S. Matarrese and A. Riotto, *Second order cosmological perturbations from inflation*, *Nucl. Phys. B* **667** (2003) 119 [[astro-ph/0209156](#)].
- [143] S. Mollerach, D. Harari and S. Matarrese, *CMB polarization from secondary vector and tensor modes*, *Phys. Rev. D* **69** (2004) 063002 [[astro-ph/0310711](#)].
- [144] K.N. Ananda, C. Clarkson and D. Wands, *The Cosmological gravitational wave background from primordial density perturbations*, *Phys. Rev. D* **75** (2007) 123518 [[gr-qc/0612013](#)].
- [145] D. Baumann, P.J. Steinhardt, K. Takahashi and K. Ichiki, *Gravitational Wave Spectrum Induced by Primordial Scalar Perturbations*, *Phys. Rev. D* **76** (2007) 084019 [[hep-th/0703290](#)].
- [146] V. Mukhanov, *Physical Foundations of Cosmology*, Cambridge University Press, Oxford (2005), [10.1017/CBO9780511790553](#).
- [147] J.R. Espinosa, D. Racco and A. Riotto, *A Cosmological Signature of the SM Higgs Instability: Gravitational Waves*, *JCAP* **09** (2018) 012 [[1804.07732](#)].
- [148] N. Bartolo, S. Matarrese, A. Riotto and A. Vaihkonen, *The Maximal Amount of Gravitational Waves in the Curvaton Scenario*, *Phys. Rev. D* **76** (2007) 061302 [[0705.4240](#)].
- [149] L. Lentati et al., *European Pulsar Timing Array Limits On An Isotropic Stochastic Gravitational-Wave Background*, *Mon. Not. Roy. Astron. Soc.* **453** (2015) 2576 [[1504.03692](#)].
- [150] R.M. Shannon et al., *Gravitational waves from binary supermassive black holes missing in pulsar observations*, *Science* **349** (2015) 1522 [[1509.07320](#)].
- [151] W. Zhao, Y. Zhang, X.-P. You and Z.-H. Zhu, *Constraints of relic gravitational waves by pulsar timing arrays: Forecasts for the FAST and SKA projects*, *Phys. Rev. D* **87** (2013) 124012 [[1303.6718](#)].
- [152] LISA collaboration, *New horizons for fundamental physics with LISA*, *Living Rev. Rel.* **25** (2022) 4 [[2205.01597](#)].
- [153] K. Yagi and N. Seto, *Detector configuration of DECIGO/BBO and identification of cosmological neutron-star binaries*, *Phys. Rev. D* **83** (2011) 044011 [[1101.3940](#)].
- [154] S.S. Bavera, G. Franciolini, G. Cusin, A. Riotto, M. Zevin and T. Fragos, *Stochastic gravitational-wave background as a tool for investigating multi-channel astrophysical and primordial black-hole mergers*, *Astron. Astrophys.* **660** (2022) A26 [[2109.05836](#)].
- [155] V. Dandoy, V. Domcke and F. Rompineve, *Search for scalar induced gravitational waves in the International Pulsar Timing Array Data Release 2 and NANOgrav 12.5 years dataset*, [2302.07901](#).
- [156] K. Inomata and T. Nakama, *Gravitational waves induced by scalar perturbations as probes of the small-scale primordial spectrum*, *Phys. Rev. D* **99** (2019) 043511 [[1812.00674](#)].

- [157] R.-G. Cai, S. Pi, S.-J. Wang and X.-Y. Yang, *Pulsar Timing Array Constraints on the Induced Gravitational Waves*, *JCAP* **10** (2019) 059 [[1907.06372](#)].
- [158] Z.-C. Chen, C. Yuan and Q.-G. Huang, *Pulsar Timing Array Constraints on Primordial Black Holes with NANOGrav 11-Year Dataset*, *Phys. Rev. Lett.* **124** (2020) 251101 [[1910.12239](#)].
- [159] V. Vaskonen and H. Veermäe, *Did NANOGrav see a signal from primordial black hole formation?*, *Phys. Rev. Lett.* **126** (2021) 051303 [[2009.07832](#)].
- [160] Z.-C. Zhao and S. Wang, *Bayesian Implications for the Primordial Black Holes from NANOGrav's Pulsar-Timing Data Using the Scalar-Induced Gravitational Waves*, *Universe* **9** (2023) 157 [[2211.09450](#)].
- [161] Z. Yi and Q. Fei, *Constraints on primordial curvature spectrum from primordial black holes and scalar-induced gravitational waves*, *Eur. Phys. J. C* **83** (2023) 82 [[2210.03641](#)].
- [162] A. Vilenkin, *Gravitational Field of Vacuum Domain Walls and Strings*, *Phys. Rev. D* **23** (1981) 852.
- [163] R.Z. Ferreira, A. Notari, O. Pujolas and F. Rompineve, *Gravitational waves from domain walls in Pulsar Timing Array datasets*, *JCAP* **02** (2023) 001 [[2204.04228](#)].
- [164] E. Witten, *Cosmic Separation of Phases*, *Phys. Rev. D* **30** (1984) 272.
- [165] NANOGrav collaboration, *Searching for Gravitational Waves from Cosmological Phase Transitions with the NANOGrav 12.5-Year Dataset*, *Phys. Rev. Lett.* **127** (2021) 251302 [[2104.13930](#)].
- [166] X. Xue et al., *Constraining Cosmological Phase Transitions with the Parkes Pulsar Timing Array*, *Phys. Rev. Lett.* **127** (2021) 251303 [[2110.03096](#)].
- [167] Y. Nakai, M. Suzuki, F. Takahashi and M. Yamada, *Gravitational Waves and Dark Radiation from Dark Phase Transition: Connecting NANOGrav Pulsar Timing Data and Hubble Tension*, *Phys. Lett. B* **816** (2021) 136238 [[2009.09754](#)].
- [168] A. Ashoorioon, K. Rezazadeh and A. Rostami, *NANOGrav signal from the end of inflation and the LIGO mass and heavier primordial black holes*, *Phys. Lett. B* **835** (2022) 137542 [[2202.01131](#)].
- [169] M. Benetti, L.L. Graef and S. Vagnozzi, *Primordial gravitational waves from NANOGrav: A broken power-law approach*, *Phys. Rev. D* **105** (2022) 043520 [[2111.04758](#)].
- [170] M. Hindmarsh and J. Kume, *Multi-messenger constraints on Abelian-Higgs cosmic string networks*, *JCAP* **04** (2023) 045 [[2210.06178](#)].
- [171] S. Blasi, V. Brdar and K. Schmitz, *Has NANOGrav found first evidence for cosmic strings?*, *Phys. Rev. Lett.* **126** (2021) 041305 [[2009.06607](#)].
- [172] J. Ellis and M. Lewicki, *Cosmic String Interpretation of NANOGrav Pulsar Timing Data*, *Phys. Rev. Lett.* **126** (2021) 041304 [[2009.06555](#)].
- [173] J.J. Blanco-Pillado, K.D. Olum and J.M. Wachter, *Comparison of cosmic string and superstring models to NANOGrav 12.5-year results*, *Phys. Rev. D* **103** (2021) 103512 [[2102.08194](#)].
- [174] A. Neronov, A. Roper Pol, C. Caprini and D. Semikoz, *NANOGrav signal from magnetohydrodynamic turbulence at the QCD phase transition in the early Universe*, *Phys. Rev. D* **103** (2021) 041302 [[2009.14174](#)].
- [175] A. Roper Pol, C. Caprini, A. Neronov and D. Semikoz, *Gravitational wave signal from primordial magnetic fields in the Pulsar Timing Array frequency band*, *Phys. Rev. D* **105** (2022) 123502 [[2201.05630](#)].
- [176] L. Bian, R.-G. Cai, J. Liu, X.-Y. Yang and R. Zhou, *Evidence for different gravitational-wave sources in the NANOGrav dataset*, *Phys. Rev. D* **103** (2021) L081301 [[2009.13893](#)].

- [177] S. Vagnozzi, *Implications of the NANOGrav results for inflation*, *Mon. Not. Roy. Astron. Soc.* **502** (2021) L11 [[2009.13432](#)].
- [178] E.S. Phinney, *A Practical theorem on gravitational wave backgrounds*, [astro-ph/0108028](#).
- [179] Z. Haiman, Z. Haiman, B. Kocsis, B. Kocsis, K. Menou and K. Menou, *The Population of Viscosity- and Gravitational Wave-Driven Supermassive Black Hole Binaries Among Luminous AGN*, *Astrophys. J.* **700** (2009) 1952 [[0904.1383](#)].
- [180] B. Kocsis and A. Sesana, *Gas driven massive black hole binaries: signatures in the nHz gravitational wave background*, *Mon. Not. Roy. Astron. Soc.* **411** (2011) 1467 [[1002.0584](#)].
- [181] S. Burke-Spolaor et al., *The Astrophysics of Nanohertz Gravitational Waves*, *Astron. Astrophys. Rev.* **27** (2019) 5 [[1811.08826](#)].
- [182] H. Middleton, A. Sesana, S. Chen, A. Vecchio, W. Del Pozzo and P.A. Rosado, *Massive black hole binary systems and the NANOGrav 12.5 yr results*, *Mon. Not. Roy. Astron. Soc.* **502** (2021) L99 [[2011.01246](#)].
- [183] Z. Pan, Z. Lyu and H. Yang, *Wet extreme mass ratio inspirals may be more common for spaceborne gravitational wave detection*, *Phys. Rev. D* **104** (2021) 063007 [[2104.01208](#)].
- [184] J. Ellis, M. Fairbairn, G. Hütsi, M. Raidal, J. Urrutia, V. Vaskonen et al., *Prospects for Future Binary Black Hole GW Studies in Light of PTA Measurements*, [2301.13854](#).
- [185] NANOGrav collaboration, *Astrophysics Milestones for Pulsar Timing Array Gravitational-wave Detection*, *Astrophys. J. Lett.* **911** (2021) L34 [[2010.11950](#)].
- [186] S. Kasuya and M. Kawasaki, *Axion isocurvature fluctuations with extremely blue spectrum*, *Phys. Rev. D* **80** (2009) 023516 [[0904.3800](#)].
- [187] S. Hellerman and J. Walcher, *Dark matter and the anthropic principle*, *Phys. Rev. D* **72** (2005) 123520 [[hep-th/0508161](#)].