

Off-policy evaluation beyond overlap: partial identification through smoothness

Samir Khan
Stanford University
samirk@stanford.edu

Martin Saveski
Stanford University
msaveski@stanford.edu

Johan Ugander
Stanford University
jugander@stanford.edu

May 22, 2023

Abstract

Off-policy evaluation (OPE) is the problem of estimating the value of a target policy using historical data collected under a different logging policy. OPE methods typically assume overlap between the target and logging policy, enabling solutions based on importance weighting and/or imputation. In this work, we approach OPE without assuming either overlap or a well-specified model by considering a strategy based on partial identification under non-parametric assumptions on the conditional mean function, focusing especially on Lipschitz smoothness. Under such smoothness assumptions, we formulate a pair of linear programs whose optimal values upper and lower bound the contributions of the no-overlap region to the off-policy value. We show that these linear programs have a concise closed form solution that can be computed efficiently and that their solutions converge, under the Lipschitz assumption, to the sharp partial identification bounds on the off-policy value. Furthermore, we show that the rate of convergence is mini-max optimal, up to log factors. We deploy our methods on two semi-synthetic examples, and obtain informative and valid bounds that are tighter than those possible without smoothness assumptions.

1 Introduction

Off-policy evaluation (OPE) is the problem of estimating the value of an evaluation/target policy using data from a behavior/logging policy, and arises naturally in many settings including medicine, program evaluation, and recommender system design [Li et al., 2011, Bottou et al., 2013, Swaminathan et al., 2017, Liao et al., 2021, Chin et al., 2022]. Generally speaking, methods for off-policy evaluation typically take one of two forms: reweighting or imputation. Reweighting methods, as the name suggests, compute the ratio of action probabilities under the evaluation policy and the behavior policy, and then use these weights to obtain unbiased estimates of the value of the evaluation policy. Imputation methods, on the other hand, model the outcome observed when taking an action as a function of covariates, use this model to estimate outcomes under the evaluation policy, and then average the estimated outcomes to obtain an off-policy value estimate. Finally, doubly-robust methods combine these two approaches to obtain better theoretical guarantees [Dudík et al., 2011].

However, all of these approaches require overlap between the behavior policy and the evaluation policy. That is, there must not be actions where the behavior policy assigns a positive probability but the evaluation policy assigns zero probability. If there are such actions, then the weights used by reweighting methods will be infinite, and the models used by imputation methods will only be

valid under the strong and unverifiable assumption that they can accurately extrapolate from the support of the behavior policy (where they were trained) to the support of the evaluation policy (where they must predict). This extrapolation can be justified for well-specified parametric models, but will lead to biased estimates in general [Sachdeva et al., 2020].

The overlap requirement fundamentally limits the utility of off-policy evaluation, since if we wish to explore a large space of potential evaluation policies, we must have a behavior policy that takes every action with positive probability. Universal overlap can be achieved by having, for example, a uniform behavior policy, but in high-stakes settings where some actions are undesirable, running a uniform behavior policy can be ethically or financially prohibitive. In these settings, we would like to deploy a behavior policy that assigns zero probability to some actions and still be able to evaluate policies that may take those actions.

In this work, we address these challenges by developing methods for off-policy evaluation that handle overlap violations while making only weak, non-parametric assumptions. Our approach is based on the observation that overlap violations are essentially an identifiability problem, and so can be handled using partial identification methods that report bounds on the off-policy value under assumptions on the underlying data generating distribution [Manski, 1990, 2010]. We focus mainly on smoothness assumptions that constrain the conditional outcome to be L -Lipschitz, and also briefly discuss monotonicity assumptions on the conditional outcome. Approaches based on stronger smoothness assumptions, such as smoothness of higher derivatives of the conditional outcome or of Hölder continuity, are interesting directions for future work. All of these smoothness assumptions are generalizations of the classical bounded response assumption used to obtain partial identification in Manski [1990]. Under the Lipschitz assumptions, we provide bounds on the off-policy value rather than point estimates, thus accurately reflecting our uncertainty about the model’s ability to extrapolate into the no-overlap region.

The spirit of this approach is illustrated in Figure 1, which shows a toy problem with a single real-valued covariate. For small values of the covariate, we have overlap and so the behavior policy treats units with small covariate values with positive probabilities. For those treated units, we observe their outcomes (shown as black dots). On the other hand, for large values of the covariate, we have no-overlap (indicated by red), and so units in this region are never treated, and we do not observe any responses. We can fit a model $\hat{\mu}(x)$ (shown as a dashed black line) to the observed responses, but because this model has not been trained on observations in the no-overlap region, there is no way to guarantee that its predictions there are accurate. Thus, rather than directly using the model predictions, we assume that the true conditional outcome is L -Lipschitz. Under this assumption, if the model $\hat{\mu}$ is consistent in the overlap region, we can give bounds (shown in blue) on the outcome in the no-overlap region. These bounds on the outcome lead to bounds on the off-policy value and constitute our partial identification region. We emphasize that smoothness assumption here is with respect to a particular covariate space and metric on that covariate space; as such, the covariate space and metric should be chosen based on domain knowledge about which covariates and metric the outcome is plausibly smooth with respect to.

To reiterate, the key idea is that we are replacing an assumption on the correctness of $\hat{\mu}$ with an assumption on the smoothness of the true outcome function, and thus replacing estimates of the conditional outcome function with bounds on the conditional outcome function. An appealing feature of this approach is that the choice of Lipschitz parameter L directly modulates the strength of the smoothness assumptions. Thus, varying L leads to a sensitivity analysis that can highlight trade-offs between the strength of our assumptions and the strength of the conclusions we can draw.

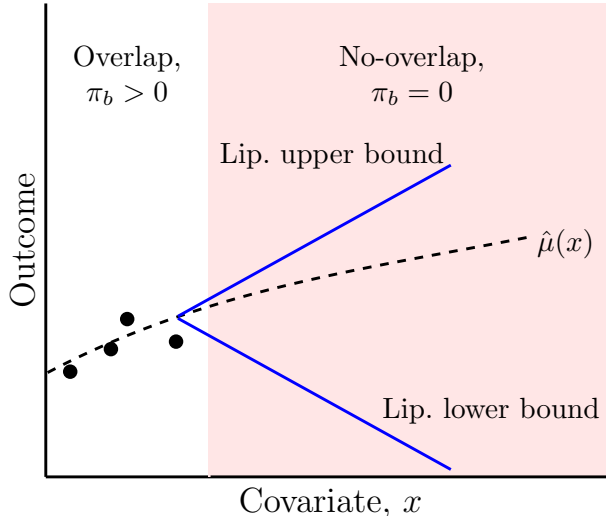


Figure 1: A visualization of our approach on a toy problem with three data points in a one-dimensional covariate space. The data are collected using a behavior policy π_b . The function $\hat{\mu}(x)$ (dashed black) is estimated based on the points observed in the overlap region where $\pi_b > 0$ and treatment probability is positive, so we are unsure whether it is accurate in the no-overlap region where $\pi_b = 0$ and treatment probability is zero (red). Rather than directly using the predictions of $\hat{\mu}$ in the no-overlap region, we assume the true outcome is L -Lipschitz and use this assumption to provide upper and lower bounds.

1.1 Related work

Our work lies at the intersection of two distinct threads of the literature: smoothness assumptions for causal inference/off-policy evaluation, and off-policy evaluation under limited or no-overlap. We now briefly survey each of these threads and contextualize our work with respect to them.

Several recent works have studied causal inference under smoothness assumptions, typically by optimizing the worst-case error of a linear estimator under a smoothness assumption on the conditional average treatment effect [Imbens and Wager, 2019, Armstrong and Kolesár, 2021, 2018]. These works are similar to ours in leveraging smoothness assumptions, but focus on point estimation rather than partial identification. Another line of work develops partial identification results under smoothness assumptions [Kim et al., 2018, Manski, 1997], but makes assumptions on the smoothness of the response with respect to treatment, rather than with respect to covariates as we do.

The overlap assumption is standard in causal inference [Rosenbaum and Rubin, 1983], and is typically made in the off-policy evaluation literature as well. For example, Bottou et al. [2013] write that “Importance sampling relies on the assumption that all the factors appearing in the denominator of the reweighting ratio... are nonzero”; Swaminathan and Joachims [2015] present a similar discussion in Section 4.3; Thomas and Brunskill [2016] make an explicit overlap assumption in their Assumption 1; Wang et al. [2017] write that “it is standard to assume that... whenever $\pi(a | x) > 0$ then also $\mu(a | x) > 0$,” which is the overlap assumption phrased in their notation.

Some works that do consider the no-overlap setting are Sachdeva et al. [2020], Ben-Michael et al. [2021], Mou et al. [2023], and Jin et al. [2022]. Sachdeva et al. [2020] first show that a policy learned using inverse-propensity scoring is sub-optimal, and then consider several remedies. The first is to restrict the action space to recover overlap; the second is to use a model to predict the unobserved outcomes in the no-overlap region; and the third is to restrict the policy class to policies whose

overlap violations are mild. All three of these approaches require either restricting the set of policies that can be evaluated, or assuming that a model can make accurate predictions in the no-overlap region, despite not having been trained on data from that region. In contrast, we require no such extrapolation and allow for arbitrarily large overlap violations in the evaluation policy. Similarly, Mou et al. [2023] assume that the reward function lies within a reproducing kernel Hilbert space and use this assumption to extrapolate into the no-overlap region, thus effectively assuming a well-specified outcome model. Additionally, their method requires the action probabilities to be positive, albeit potentially arbitrarily small, while our results allow for action probabilities that are exactly zero. Finally, in the context of policy learning, Jin et al. [2022] propose a pessimism-based method that relies on overlap of the optimal policy rather than all policies in the policy class, but their method does not allow for evaluation of particular policies.

Another work related to ours is Ben-Michael et al. [2021], which considers policy learning from deterministically collected data, a special type of no-overlap. In this setting, they propose policy learning using partial identification bounds on the policy value under non-parametric assumptions on the conditional mean, including Lipschitz assumptions. Although their framework is similar to ours, our work differs from theirs in two key respects. First, the bounds we provide are based directly on the outcome model $\hat{\mu}$, while their bounds are based on a uniform confidence band for $\hat{\mu}$; as such, our bounds are tighter than theirs. Second, we show that our estimators are optimal, in the sense that they converge to the sharp partial identification bound at the minimax rate. These optimality results are novel to our work, and more completely develop the smooth partial identification framework for off-policy evaluation.

Finally, the recent draft Manski [2023] is similar to Ben-Michael et al. [2021], but focuses on a monotonicity assumption in the context of medical trials. Again, our work differs in that we provide optimality results for our bounds. While our main focus is on smoothness assumptions at present, more fully developing our analysis for monotonicity assumptions is a natural connection to make.

2 Model and notation

We consider the problem of off-policy evaluation of stochastic policies that select an action from an action space based on covariates X_i . The covariates X_i take values in a metric space \mathcal{X} with metric $d(\cdot, \cdot)$. The actions are random variables A_i that takes values in a set \mathcal{A} . Each action $a \in \mathcal{A}$ has a corresponding potential outcome $Y_i(a)$, and we assume that tuples $(X_i, \{Y_i(a)\}_{a \in \mathcal{A}})$ are i.i.d. from a distribution P_0 on $\mathcal{X} \times \mathbb{R}^{|\mathcal{A}|}$ for some covariate space \mathcal{X} . The actions A_i are generated such that $\mathbb{P}(A_i = a \mid X_i = x) = \pi_b(x, a)$ for a behavior policy $\pi_b : \mathcal{X} \times \mathcal{A} \rightarrow [0, 1]$ that satisfies the constraint $\sum_{a \in \mathcal{A}} \pi_b(x, a) = 1$, for all $x \in \mathcal{X}$. These constraints ensure that π_b maps covariates X_i to a probability distribution over \mathcal{A} .

In this set-up, we observe $(X_1, A_1, Y_1(A_1)), \dots, (X_n, A_n, Y_n(A_n))$ under the behavior policy π_b and would like to estimate the value of a different policy π_e . That is, we would like to estimate the functional

$$\psi(P_0) = \mathbb{E}_{(X_i, Y_i) \sim P_0, A_i \mid X_i \sim \pi_e} [Y_i(A_i)], \quad (1)$$

where $A_i \mid X_i$ is drawn according to π_e . It is convenient to decompose this functional across the actions and write it as

$$\psi(P_0) = \sum_{a \in \mathcal{A}} \mathbb{E}_{(X_i, Y_i) \sim P_0} [Y_i(a) \pi_e(X_i, a)]. \quad (2)$$

Critically, in this work, we allow for the possibility that there exists $x \in \mathcal{X}$ and $a \in \mathcal{A}$ such that $\pi_b(x, a) = 0$. We refer to $\{x : \pi_b(x, a) = 0\}$ as the *no-overlap region* and to $\{x : \pi_b(x, a) > 0\}$ as

the *overlap region*.

The model described thus far corresponds to a general multi-action off-policy evaluation problem. However, by virtue of the decomposition in (2), we can naturally reduce any multi-action OPE problem to a binary action OPE problem. For any action $a \in \mathcal{A}$, we can define the binary action $\tilde{A}_i = \mathbf{1}\{A_i = a\}$ and binary evaluation policy $\tilde{\pi}_e(X_i) = \pi_e(X_i, a)$. Then, if we can estimate the functional

$$\tilde{\psi}(P_0) = \mathbb{E}_{P_0}[Y_i(a)\tilde{\pi}_e(X_i)], \quad (3)$$

from data $(X_1, \tilde{A}_1, Y_1(a)\tilde{A}_1), \dots, (X_n, \tilde{A}_n, Y_n(a)\tilde{A}_n)$, we can combine these estimates across all $a \in \mathcal{A}$ to estimate $\psi(P_0)$. Further, in a binary problem, we write $\mu_P(x) = \mathbb{E}_P[Y_i(a) \mid X_i = x]$ for the conditional mean function under a distribution P .

3 Nonparametric partial identification bounds

In this section, we describe our framework for OPE without overlap and then provide several specific instantiations. We work in the setting where A_i is binary; by the reduction of Section 2, our results extend naturally to the multi-action setting. For an OPE problem with binary actions we show how to partially identify the off-policy value $\psi(P_0)$ using the assumption that $P_0 \in \mathcal{P}$ for a family of distributions \mathcal{P} . This family \mathcal{P} encodes the nature of our assumptions on P_0 and may take several forms, but one crucial feature that \mathcal{P} has to satisfy is that it must only contain distributions that are consistent with the true distribution P_0 .

To elaborate, for any $P \in \mathcal{P}$, the distribution of the observed data $(X_i, A_i, A_i Y_i)$ must be the same as it is under the true data generating distribution P_0 . If this is not the case, then the bounds we obtain under the assumption that $P_0 \in \mathcal{P}$ may correspond to a distribution that we know could not have generated the data. More precisely, we say that P is consistent with P_0 if (i) the joint distribution of (X_i, Y_i) under P in the overlap region is the same as the joint distribution of (X_i, Y_i) under P_0 , and (ii) the marginal distribution of X_i in the no-overlap region under P_0 is the same as the marginal distribution of X_i in the no-overlap region under P .

We describe our approach for a generic family \mathcal{P} and then turn to several concrete choices of \mathcal{P} . The first step is to decompose the functional ψ as

$$\psi(P) = \underbrace{\mathbb{E}_P[Y_i \pi_e(X_i) \mathbf{1}\{\pi_b(X_i) > 0\}]}_{\psi_1} + \underbrace{\mathbb{E}_P[Y_i \pi_e(X_i) \mathbf{1}\{\pi_b(X_i) = 0\}]}_{\psi_2}. \quad (4)$$

so that ψ_1 is the contribution of the overlap region and ψ_2 is the contribution of the no-overlap region. This separates out the part of ψ that is identifiable, ψ_1 , from the part that is not, ψ_2 .

The first term, ψ_1 , is identifiable, so we can estimate it, e.g., using an inverse-probability weighted (IPW) estimator

$$\hat{\psi}_1(P_0) = \frac{1}{n} \sum_{i=1}^n Y_i A_i \frac{\pi_e(X_i)}{\pi_b(X_i)} \mathbf{1}\{\pi_b(X_i) > 0\}. \quad (5)$$

In fact, a self-normalized or doubly-robust estimator can also be used to estimate ψ_1 without any modifications to our results [Dudík et al., 2011, Swaminathan and Joachims, 2015]; we present the IPW case here for simplicity.

The second term, ψ_2 , however is not identified. Our approach is to bound its contribution to (4) using the assumption that $P_0 \in \mathcal{P}$ for some family \mathcal{P} . Under this assumption, the tightest possible bounds we could obtain are

$$\psi_2^- := \inf_{P \in \mathcal{P}} \psi_2(P) \quad \text{and} \quad \psi_2^+ := \sup_{P \in \mathcal{P}} \psi_2(P), \quad (6)$$

and so we must construct estimators $\hat{\psi}_2^-$ and $\hat{\psi}_2^+$ of ψ_2^- and ψ_2^+ respectively.

Once we have such estimators, we can set

$$\hat{\psi}^- = \hat{\psi}_1 + \hat{\psi}_2^-, \quad \hat{\psi}^+ = \hat{\psi}_1 + \hat{\psi}_2^+, \quad (7)$$

and use $[\hat{\psi}^-, \hat{\psi}^+]$ as an interval estimate of $\psi(P_0)$. The following result, whose proof appears in Appendix A, guarantees the validity of this interval under conditions on $\hat{\psi}_1$, $\hat{\psi}_2^+$, and $\hat{\psi}_2^-$.

Theorem 1. *Suppose that $\hat{\psi}_1$ is a consistent estimator of $\psi_1(P_0)$, and that $\hat{\psi}_2^-$ and $\hat{\psi}_2^+$ are consistent estimators of ψ_2^- and ψ_2^+ , respectively. Then, for any $\epsilon > 0$,*

$$\lim_{n \rightarrow \infty} \mathbb{P}(\hat{\psi}^- - \epsilon \leq \psi(P_0) \leq \hat{\psi}^+ + \epsilon) = 1. \quad (8)$$

The main challenge is to construct $\hat{\psi}_2^-, \hat{\psi}_2^+$ that satisfy the conditions of Theorem 1. If those conditions are met, then the interval $[\hat{\psi}^-, \hat{\psi}^+]$ will be consistent for $\psi(P_0)$ in the sense of (8), and so $[\hat{\psi}^-, \hat{\psi}^+]$ will provide valid bounds on $\psi(P_0)$ in large samples. Next, we consider several specific choices of \mathcal{P} that arise from different assumptions on P_0 , and show how these bounds can be computed. We focus throughout on the infimum, but all of our discussion holds *mutatis mutandis* for the supremum.

3.1 Boundedness assumptions

As a first example, we consider the following simple choice of \mathcal{P} , corresponding to the assumption that the response Y_i must lie in the interval $[\ell, u]$:

$$\mathcal{P}_{\ell, u}^{\text{bdd}} = \{P \text{ consistent w. } P_0 : \ell \leq Y_i \leq u \text{ a.s.}\}. \quad (9)$$

The assumption that $\ell \leq Y_i \leq u$ implies that $\ell \leq \mu_P(x) \leq u$ for all x as well, and so a natural choice of ψ_2^- is

$$\hat{\psi}_2^- = \frac{\ell}{n} \sum_{i=1}^n \pi_e(X_i) \mathbf{1}\{\pi_b(X_i) = 0\} \quad (10)$$

By the law of large numbers, $\hat{\psi}_2^- \xrightarrow{\mathbb{P}} \mathbb{E}[\ell \pi_e(X_i) \mathbf{1}\{\pi_b(X_i) = 0\}]$, and we can verify that this is also the value of ψ_2^- . Thus the condition of Theorem 1 holds, and the interval $[\hat{\psi}^-, \hat{\psi}^+]$ is consistent for $\psi(P_0)$. The interval $[\hat{\psi}^-, \hat{\psi}^+]$ is an analogue of the so-called Manski bounds Manski [1990], and so our framework generalizes this well-established practice. As such, we can also obtain confidence intervals for the partial identification region of $\psi(P_0)$ using the methods of Imbens and Manski [2004], Stoye [2009].

3.2 Smoothness assumptions

Next, we move on to our main focus: Lipschitz assumptions on $\mu_P(x)$. Formally, this corresponds to the family

$$\mathcal{P}_L^{\text{Lip}} = \{P \text{ consistent w. } P_0 : |\mu_P(x_1) - \mu_P(x_2)| \leq Ld(x_1, x_2) \text{ for all } x_1, x_2 \in \mathcal{X}\}, \quad (11)$$

where d is a metric on \mathcal{X} . By restricting μ_P to be L -Lipschitz, we can draw conclusions about the behavior of μ_P in the no-overlap region based on our observations in the overlap region and thus estimate $\inf_{P \in \mathcal{P}_L^{\text{Lip}}} \psi_2(P)$.

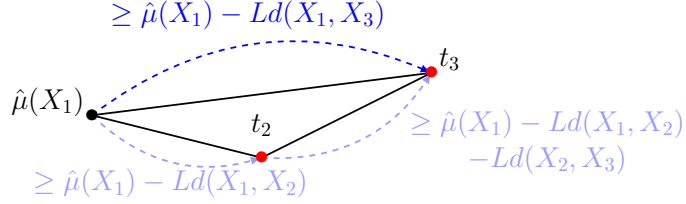


Figure 2: An example providing intuition for how, at the optimal solution of (12), constraints between pairs of points both in the no-overlap region are not active in the LP. The $i = 1$ point (black) is in the overlap region, and the $i = 2, 3$ points (red) are in the no-overlap region. We must have $t_1 = \hat{\mu}(X_1)$. The smoothness between 1 and 2 (and 1 and 3) imply bounds on t_2 (and t_3), with lower bounds shown along the blue arrows. Also shown is the lower bound implied on t_3 by t_2 when t_2 is set to $\hat{\mu}(X_1) - Ld(X_1, X_2)$ (which is the choice that will minimize the objective). Since $d(X_1, X_2) + d(X_2, X_3) > d(X_1, X_3)$, by the triangle inequality, the bound implied on t_3 by t_2 's bound from t_1 is always looser than the bound implied directly by t_1 . Visually, the bound in dark blue is always tighter than the bound in light blue.

Note that the assumption made in (11) is on the regression function μ_P , rather than on the observed Y_i . If we were to make a smoothness assumption on the observed Y_i , it would be very difficult to satisfy such an assumption for large datasets, since we would eventually observe pairs of points (X_i, Y_i) and (X_j, Y_j) for which X_i and X_j are close, but Y_i and Y_j are far apart due to observation noise. We would thus want to introduce a level of slack in the Lipschitz assumption corresponding to the noise level of the problem, which amounts to assuming smoothness on a denoised version of the observed Y_i . This denoised version of the Y_i is exactly μ_P , and so we would recover the assumption that $P \in \mathcal{P}_L^{\text{Lip}}$.

We propose to construct the estimator $\hat{\psi}_2^-$ in this setting by solving the following linear program:

$$\begin{aligned}
 \min_{t_1, \dots, t_n} \quad & \frac{1}{n} \sum_{i=1}^n t_i \pi_e(X_i) \mathbf{1}\{\pi_b(X_i) = 0\} \\
 \text{s.t.} \quad & |t_i - t_j| \leq Ld(X_i, X_j), \quad 1 \leq i < j \leq n, \\
 & t_i - \hat{\mu}(X_i) = 0, \quad 1 \leq i \leq n \text{ s.t. } \pi_b(X_i) > 0.
 \end{aligned} \tag{12}$$

The problem (12) is an approximation of the population problem $\inf_{P \in \mathcal{P}_L^{\text{Lip}}} \psi_2(P)$ in three ways: (i) it averages over sample points in the objective rather than over P_0 ; (ii) it only enforces the Lipschitz constraint between pairs of observed data points X_i, X_j rather than between all pairs x_1, x_2 as in (11); and (iii) it sets points in the overlap region to have value $\hat{\mu}$ rather than μ . We will see shortly that all of these approximations are asymptotically negligible.

We now characterize the solution to (12) and its properties under assumptions. The key to our results is the surprising fact that (12) can be solved in closed-form whenever d is a metric, even though this is not generally the case for linear programs. The reason we obtain a closed-form solution to (12) is because its constraints satisfy what we refer to as a *no-interaction property*, by which we mean that points in the no-overlap region do not place sharp bounds on each other.

To see why this is the case, consider an example with $n = 3$, where the $i = 1$ point is in the overlap region and the other two points are in the no-overlap region. Since the objective is non-decreasing in the t_i , we would like t_2 to be as small as possible. We know that t_2 must satisfy $t_2 \geq \hat{\mu}(X_1) - Ld(X_1, X_2)$, so we make it as small as possible by setting $t_2 = \hat{\mu}(X_1) - Ld(X_2, X_1)$. Then, consider t_3 . The lower bound on t_3 coming from $i = 1$ is $\hat{\mu}(X_1) - Ld(X_3, X_1)$, while the

lower bound coming from $i = 2$ is $\hat{\mu}(X_1) - Ld(X_2, X_1) - Ld(X_3, X_2)$. The key point is that $d(X_2, X_1) + d(X_3, X_2) > d(X_3, X_1)$ by the triangle inequality, and so the bound from the overlap region is always sharper than the bound from the no-overlap region. A visual representation of this example appears in Figure 2. We emphasize that this no-interaction phenomenon is somewhat unusual and does not hold in general: for example, if we were to replace the Lipschitz smoothness assumption with an α -Hölder continuity assumption, it would no longer be satisfied.

Based on this intuition, we expect that constraints between points in the no-overlap region in (12) are redundant, and the optimal solution to (12) will simply set each t_i in the no-overlap region to the tightest lower bound obtained from a point in the overlap region. We state this precisely in our next theorem, which requires the following assumptions.

Assumption 1. The estimated $\hat{\mu}$ satisfies

$$|\hat{\mu}(X_i) - \hat{\mu}(X_j)| \leq Ld(X_i, X_j), \text{ for all } X_i, X_j \text{ such that } \pi_b(X_i), \pi_b(X_j) > 0. \quad (13)$$

Assumption 2. The estimated $\hat{\mu}$ is consistent so that $\sup_{x: \pi_b(x) > 0} |\hat{\mu}(x) - \mu_{P_0}(x)| \xrightarrow{\mathbb{P}} 0$.

Assumption 1 is necessary for (12) to be feasible—otherwise we would be forced to have a pair t_i, t_j in the overlap region with $|t_i - t_j| > Ld(X_i, X_j)$, and this pair would violate the Lipschitz constraints. To satisfy this assumption for moderate values of L , we recommend estimating $\hat{\mu}$ with smooth approximations such as parametric models, splines, or kernel methods [Hastie et al., 2009]. Tree-based methods, which give non-smooth approximations, may only satisfy Assumption 1 for large values of L , unless a smoothed tree-based method such as that of Friedberg et al. [2020] is used. Assumption 2 requires consistency in the overlap region, so that $\hat{\mu}(X_i)$ is a good approximation of $\mu(X_i)$ for X_i with $\pi_b(X_i) > 0$. Note that Assumption 2 makes no assumptions on the behavior of $\hat{\mu}$ in the no-overlap region.

Our next assumption is on the marginal distribution $P_{0,X}$ of X_i .

Assumption 3. For every x such that $\pi_b(x) > 0$, either (a) the distribution $P_{0,X}$ has an atom at $\{x\}$ or (b) for every $\epsilon > 0$, there exists $\delta > 0$ such that $\mathbb{P}(d(X_i, x) \leq \epsilon) > \delta$.

This assumption ensures that the marginal distribution of X_i does not have any “holes” that prevent us from observing parts of the overlap region.

Under these assumptions, we have the following result, whose proof appears in Appendix A

Theorem 2. Suppose that $P_0 \in \mathcal{P}_L^{\text{Lip}}$. Then, for $\hat{\psi}_2^-$ and ψ_2^- , we have that:

(a) under Assumption 1, the problem (12) is feasible and has value

$$\hat{\psi}_2^- = \frac{1}{n} \sum_{i=1}^n \pi_e(X_i) \left(\max_{j: \pi_b(X_j) > 0} \hat{\mu}(X_j) - Ld(X_i, X_j) \right) \mathbf{1}\{\pi_b(X_i) = 0\}, \quad (14)$$

(b) the population bound is

$$\psi_2^- = \mathbb{E}_{P_0} \left[\pi_e(X_i) \left(\sup_{x: \pi_b(x) > 0} \mu_{P_0}(x) - Ld(X_i, x) \right) \mathbf{1}\{\pi_b(X_i) = 0\} \right], \quad (15)$$

(c) under Assumptions 2 and 3, we have $\hat{\psi}_2^- \xrightarrow{\mathbb{P}} \psi_2^-$.

The results of this theorem warrant further discussion. Theorem 2(a) shows that we do not need to actually solve the problem (12) numerically because a closed-form solution is available thanks to the no-interaction property. This is extremely important for even moderate values of n , because the problem (12) has $O(n^2)$ constraints; since the fastest algorithms for solving a general linear program with d constraints have complexity $O(d^{2.5})$ [Lee and Sidford, 2015], solving (12) has worst-case complexity $O(n^5)$. In contrast, computing the closed-form given in (29) requires only $O(n^2)$ operations, which is of the same order as computing all of the pairwise distances $d(X_i, X_j)$. So we see that the result of Theorem 2(a) provides substantial efficiency gains. Even in settings where our results may not be directly applicable and (12) does not have a closed-form (this may be the case if, for example, additional constraints based on domain knowledge are incorporated), being able to eliminate a subset of the constraints is highly valuable. Constraint elimination is in general LP-complete [Telgen, 1983], and so it is an appealing feature of (12) that we can always eliminate a subset of the constraints.

The results in Theorem 2(b,c) are of a different flavor, and characterize the statistical properties of the method. They show that the solution to (12) converges to a well-defined limit in large samples, and that this limit is exactly $\inf_{P \in \mathcal{P}_L^{\text{Lip}}} \psi_2(P)$. The proof of (b) is essentially a continuous analogue of the proof of (a), and again relies on the no-interaction property. The main idea in the proof of (c) is that we can first replace $\hat{\mu}$ in $\hat{\psi}_2^-$ with μ by consistency, and then replace the maximum over X_j in the overlap region with a supremum over all points in the overlap region when n is sufficiently large. The result then follows from the law of large numbers. Together, (b) and (c) show that the condition of Theorem 1 is satisfied, and also that our bound is the best possible bound on $\psi(P_0)$ under the given assumptions. Even if we had infinite data, so that we fully knew the distribution P_0 in the overlap region, the most we could conclude is that $\psi_2(P_0) \geq \psi_2^-$.

We conclude by noting that, in cases where even the $O(n^2)$ operations required to compute $\hat{\psi}_2^-$ are too computationally expensive, we can construct conservative approximations of $\hat{\psi}_2^-$ that are computationally more efficient by building on recent advances in exact and approximate nearest neighbor search; we discuss these in Appendix B.

3.3 Monotonicity assumptions

Third, to highlight the versatility of our framework, we consider placing monotonicity assumptions on μ_{P_0} . For example, in medical applications, if one covariate is a risk score, we may believe that the conditional mean of the outcome should be monotone with respect to that risk score. More generally for any ordering \prec on \mathcal{X} , we can consider the family of distributions

$$\mathcal{P}_{\prec}^{\text{mono}} = \{P \text{ consistent w. } P_0 : \mu_P(x_1) \leq \mu_P(x_2) \text{ when } x_1 \prec x_2\}. \quad (16)$$

As in the previous section, we can approximate the infimum in (6) by solving the optimization problem

$$\begin{aligned} \min_{t_1, \dots, t_n} \quad & \frac{1}{n} \sum_{i=1}^n t_i \pi_e(X_i) \mathbf{1}\{\pi_b(X_i) = 0\} \\ \text{s.t.} \quad & t_i \leq t_j, \quad 1 \leq i, j \leq n \text{ s.t. } X_i \prec X_j, \\ & t_i - \hat{\mu}(X_i) = 0, \quad 1 \leq i \leq n \text{ s.t. } \pi_b(X_i) > 0. \end{aligned} \quad (17)$$

Note that this linear program also satisfies the *no-interaction property* we defined in Section 3.2, since the ordering \prec is transitive. As a result, if we set each t_i in the no-overlap region to the minimum of its lower bounds from the overlap region, the constraints between the t_i in the no-overlap region will be satisfied as well. Thus, the resulting estimator will enjoy properties like those

in Theorem 2. We do not fully develop such results here because our main focus in the present work is on smoothness assumptions; the purpose of this example is to demonstrate that our framework encompasses other assumptions worthy of further study.

3.4 Further assumptions and combinations of assumptions

The framework we present encompasses many other potentially interesting assumptions, including convexity of μ , smoothness of higher derivatives of μ , and Hölder- α continuity of μ . The main challenge in analyzing these other assumptions is that the resulting LPs may not satisfy a no-interaction property, and thus may not have closed form solutions. In such cases, other tools such as the perturbative analysis of Kallus et al. [2022] may be applicable.

Additionally, our framework readily extends to handle multiple assumptions on P_0 . For example, if we believe that the responses Y_i are bounded and also that the expected outcome function μ_{P_0} is L -Lipschitz, we may assume that $P_0 \in \mathcal{P}_L^{\text{Lip}} \cap \mathcal{P}_{\ell,u}^{\text{bdd}}$. This assumption will give tighter bounds than either assumption would alone. In fact, the results of Section 3.2 continue to hold in this case, since the no-interaction property continues to hold. We present these more general results in Appendix A. However, more complex combinations of assumptions, such as $P_0 \in \mathcal{P}_L^{\text{Lip}} \cap \mathcal{P}_{\ell,u}^{\text{bdd}}$, may not satisfy the no-interaction property; such cases are exciting potential future directions.

4 Rates of convergence

The results of the previous section show that we can construct an estimator $\hat{\psi}_2^-$ that is consistent for the sharp partial identification bound ψ_2^- of $\psi_2(P_0)$ under the assumption that $P_0 \in \mathcal{P}_L^{\text{Lip}}$. In this section, we provide a more precise characterization of the asymptotics of $\hat{\psi}_2^-$ by identifying the rate at which it converges to ψ_2^- through an upper bound, and showing that this rate is optimal up to log factors through a lower bound.

4.1 Upper bounds

Our first result is the following theorem, which bounds the mean-squared error (MSE) of $\hat{\psi}_2^-$.

Theorem 3. *Let $\hat{\psi}_2^-, \psi_2^-$ be as in Theorem 2. Then, if X_i has a density that is lower bounded by a constant b , we have the upper bound*

$$\mathbb{E}[(\hat{\psi}_2^- - \psi_2^-)^2] \leq 2\mathbb{E}[\|\hat{\mu}(x) - \mu(x)\mathbf{1}\{\pi_b(x) > 0\}\|_\infty^2] + 4L^2(c_d b n)^{-2/d} + \frac{\sigma^2}{n}, \quad (18)$$

where c_d is the volume of the unit ball in d dimensions and

$$\sigma^2 = \text{var} \left(\pi_e(X_i) \left(\sup_{x:\pi_b(x)>0} \mu_{P_0}(x) - Ld(X_i, x) \right) \mathbf{1}\{\pi_b(X_i) = 0\} \right). \quad (19)$$

The bound (18) contains three terms: the first term corresponds to the error incurred from the estimation of μ by $\hat{\mu}$; the second term corresponds to the error incurred from approximating the supremum over the overlap region by a maximum over the observed data points; the third term is the irreducible noise we would face even if we had full knowledge of μ and could compute the supremum.

Classical results from the literature on non-parametric regression show that the minimax rate for estimating an L -Lipschitz function in d dimensions is of order $(\log n/n)^{-2/(d+2)}$, and that this rate is obtained by a kernel estimator [Stone, 1982]. Thus, the dominant term of (18) is the first one, and the MSE of $\hat{\psi}_2^-$ is $O((\log n/n)^{-2/(d+2)})$ when using an appropriate kernel estimator.

4.2 Lower bounds

Next we present a nearly matching lower bound, proven in Appendix A through a LeCam two-point argument that extends lower bound constructions for estimating Lipschitz functions at a point to the off-policy evaluation setting [Wainwright, 2019]. In the set-up of this theorem, we make an assumption on the support of π_b to simplify the lower bound construction; we expect that the same rate holds regardless of the geometry of the support of π_b .

Theorem 4. *Let ψ_2^- be as in Theorem 2, suppose that the covariates X_i takes values in $[-1, 1]^d$, and that the support of the policy π_b is $[-1/2, 1/2]^d$. Then, if $n \geq 2^{1-d}L^2$, we have the minimax lower bound*

$$\inf_{\hat{\psi}_2^-} \sup_{P \in \mathcal{P}_L^{\text{Lip}}} \mathbb{E}_P \left[(\hat{\psi}_2^- - \psi_2^-)^2 \right] \geq \frac{1}{16} \mathbb{E}[\pi_e(X_i) \mathbf{1}\{\pi_b(X_i) = 0\}]^2 (2n)^{-2/(d+2)} (4L)^{-2d/(d+2)}. \quad (20)$$

The lower bound of Theorem 4 shows that any estimator must have an MSE that is at least of order $n^{-2/(d+2)}$, showing that the rate achieved by $\hat{\psi}_2^-$ is optimal up to log-factors. To provide further insight on why we obtain an $n^{-2/(d+2)}$ rate in this problem, note that the estimand ψ_2^- depends on a supremum of over μ the overlap region. Thus, we essentially need to be able to estimate the value of μ at a particular point, namely the point at which the supremum is attained. The minimax lower bound for estimating an L -Lipschitz function in d dimensions at a point is $n^{-2/(d+2)}$, and so we inherit this rate for this estimation of ψ_2^- .

Based on this intuition, we expect that similar lower bounds will continue to hold for for any non-parametric assumption that requires estimation of μ in the overlap region. For example, estimating partial identification bounds under $\mathcal{P}_{\prec}^{\text{mono}}$ will also require estimation of μ in the overlap region, and thus will have a similar $n^{-2/(d+2)}$ rate. In contrast, estimation of partial identification bounds under the boundedness assumption of $\mathcal{P}_{\ell,u}^{\text{bdd}}$ does not require estimating μ in the overlap region, and thus can be done at the fast n^{-1} rate.

These distinctions then lead to differences in inferential procedures: inference for the partial identification bounds under a boundedness assumption can be done using the confidence intervals of Imbens and Manski [2004], but performing similar inferences under our non-parametric smoothness assumptions is more challenging. The slow rate of convergence precludes the possibility of obtaining a central limit theorem for $\hat{\psi}_2^-$ at the \sqrt{n} -rate, suggesting that standard methods for constructing confidence intervals are not applicable, and that the construction of such confidence intervals is an exciting direction for future work.

5 Experiments

In this section, we apply our methods in two semi-synthetic experiments. In the first experiment, we study the coverage guarantees of Theorem 1, and in the second experiment, we demonstrate the utility of our methods in a real-world setting. For another example of how our methods perform on real data, we refer interested readers to Saveski et al. [2023], which considers the partial identification approaches based on smoothness and monotonicity presented on this work when evaluating policies in peer review management systems.

Yeast dataset. Following prior work on off-policy evaluation, we conduct a semi-synthetic experiment by converting a classic multi-class classification dataset into an off-policy evaluation dataset [Dudík et al., 2011, Wang et al., 2017, Wu and Wang, 2018, Su et al., 2020, Zhan et al., 2021]. Like those prior works, we use the yeast data set from the UCI repository [Dua and Graff, 2017], which

Table 1: Coverage (as defined in Theorem 1 with $\epsilon = 0.01$) of partial identification intervals for the value of π_e on the yeast dataset at a range of samples sizes n and smoothness parameters L . Also shown in parentheses are the rates at which Assumption 1 is satisfied. All results are averaged over 10,000 replications. We see that the Lipschitz assumption with $L = 1, 2$ likely does not hold, since Assumption 1 is not satisfied in larger sample sizes, while the Lipschitz assumption for larger values of L seems to hold, since Assumption 1 is satisfied and coverages approach the desired 100% rate.

L	$n = 1000$	$n = 2000$	$n = 3000$	$n = 4000$	$n = 5000$	$n = 10000$
1	0.408 (0.785)	0.0003 (0.002)	0.0 (0.00)	0.0 (0.00)	0 (0.00)	0 (0.00)
2	0.597 (1.00)	0.725 (1.00)	0.789 (1.00)	0.827 (1.00)	0.859 (0.995)	0.095 (0.106)
3	0.646 (1.00)	0.772 (1.00)	0.828 (1.00)	0.869 (1.00)	0.897 (1.00)	0.969 (1.00)
4	0.682 (1.00)	0.802 (1.00)	0.853 (1.00)	0.891 (1.00)	0.919 (1.00)	0.980 (1.00)
5	0.706 (1.00)	0.820 (1.00)	0.868 (1.00)	0.907 (1.00)	0.931 (1.00)	0.984 (1.00)
∞	0.750 (1.00)	0.861 (1.00)	0.907 (1.00)	0.935 (1.00)	0.956 (1.00)	0.992 (1.00)

consists of $n = 1,484$ observations of data points (X_i, \tilde{Y}_i) , where X_i is a covariate vector of length $d = 8$ all of whose entries lie in $[0, 1]$ and \tilde{Y}_i is a class label indicating one of 10 classes. Of these 10 classes, 6 are quite rare, so we remove them from the dataset to ensure that all classes will be represented when resampling from the data. This leaves $n = 1,299$ observations, each of which is labelled with one of 4 classes.

We treat the empirical distribution of the observed data as the true data-generating distribution P_0 , and sample with replacement from the observed data to generate samples of different sizes, n . The action set \mathcal{A} is the set of 4 classes represented in the data, and the evaluation policy, π_e , samples actions from the fitted probabilities of a logistic regression. The behavior policy, π_b , samples actions from the fitted probabilities of the same logistic regression, but with probabilities below 0.05 set to zero. This configuration leads to an overlap violation between the behavior and evaluation policies. The outcomes Y_i are 1 when the action taken matches the true class label \tilde{Y}_i , and 0 otherwise.

We aim to study the guarantees of Theorem 1 and the role of the smoothness parameter L . Using the methods of Section 3, we can generate partial identification intervals for the value of π_e under the assumption that $P_0 \in \mathcal{P}_L^{\text{Lip}} \cap \mathcal{P}_{0,1}^{\text{bdd}}$, where the Lipschitz assumption is made with respect to Euclidean distance in the covariate space. We fit $\hat{\mu}$ using a logistic regression with the default regularization of scikit-learn [Pedregosa et al., 2011]. Table 1 shows the rates at which these intervals cover the true off-policy value, in the sense of Theorem 1 with $\epsilon = 0.01$, for a range of values of L . Also shown in parentheses are the fraction of times that $\hat{\mu}$ is L -Lipschitz in the overlap region, i.e., the fraction of times that Assumption 1 is satisfied. When Assumption 1 is not satisfied, the partial identification bounds are undefined, and so we never cover the off-policy value. Note that $L = \infty$ corresponds to pure Manski bounding, or equivalently to assuming only that $P_0 \in \mathcal{P}_{0,1}^{\text{bdd}}$, an assumption that is satisfied by construction in this example. We provide a plot of the results of Table 1, as well as results with $\epsilon = 0.005$, in Appendix C.

In Table 1, we see a sharp distinction between $L = 1, 2$ and values of L greater than 2. For the small values of L , the problem gradually becomes ceases to become feasible for larger values of n , and so the resulting intervals are undefined and rarely cover the off-policy value. For larger values of L , the problem is always feasible at all values of n , and the coverage increases with n , approaching the desired 100% coverage in large sample sizes. In particular, the fact that the coverage of intervals constructed assuming, for example, that $L = 4$ or $L = 5$ (an assumption that is not satisfied by

construction) is close to the coverage of intervals satisfied by the $L = \infty$ boundedness assumption (which is satisfied by construction), suggests that these smoothness assumption for these larger values of L is quite plausible. As a point of reference, the $L = 5$ assumption on these covariates in the Euclidean metric means, for example, that if two units agree in all but one covariate, and disagree by 0.2 in that covariate, their expected outcome can differ by 1, so they do not place any bounds on each other.

Yahoo! Front Page Today dataset. Our second experiment uses the Yahoo Webscope’s featured news dataset, a standard benchmark for OPE algorithms [Yahoo!, 2011, Li et al., 2010, 2011].

This dataset was collected over 10 days in May 2009, and consists of observations of user visits and actions on the front page of the Yahoo! web portal. Each observation is a tuple (X_i, A_i, Y_i) , where X_i is a 5-dimensional vector of covariates, all of which lie in $[0, 1]$, A_i is an article shown to the user in a featured position on the page, and Y_i is a binary response indicating whether or not the user clicked. Additionally, each A_i is accompanied by a 5-dimensional covariate vector V_i . The articles A_i are chosen from a hand-curated pool of articles that is updated each hour. We restrict our focus to a single hour of data so that the articles are drawn from a fixed pool \mathcal{A} of articles, considering $n = 16,628$ data points. Then, this problem has the form of a multi-armed bandit problem, as described in Section 2, with action space \mathcal{A} .

The architects of this dataset sampled $A_i \sim \text{Unif}(\mathcal{A})$. Uniform sampling guarantees overlap, but requires taking many sub-optimal actions. A tuned, non-uniform logging policy would clearly be preferable. With our methods, we show that it is possible to run a non-uniform policy and yet still evaluate other policies that do not satisfy overlap.

Specifically, we consider the following scenario: from historical data, we know that the user covariate $X_{i,3}$ is positively correlated with the response Y_i and that the article covariate $V_{i,0}$ is positively correlated with Y_i . Based on this knowledge, we believe that we should avoid showing articles with low values of $V_{i,0}$ to users with low values of $X_{i,3}$. This leads us to consider the family of policies

$$\pi^{(T)}(X_i, a) = \begin{cases} 1/|\mathcal{A}| & \text{if } X_{i,3} > T, \\ \mathbf{1}\{a \in \mathcal{A}^*\}/|\mathcal{A}^*| & \text{if } X_{i,3} \leq T, \end{cases} \quad (21)$$

where \mathcal{A}^* is a subset of articles we expect to perform well and T is a cut-off that identifies users who are unlikely to click. Here, we take \mathcal{A}^* to be the set of articles with above median values of $V_{i,0}$.

We suppose that we have deployed the policy $\pi^{(T)}$ with $T = 0.5$ (and simulate having done so by subsampling), and are interested in exploring other values of the threshold T . The subsampled dataset contains $n = 10,086$ data points. For values of $T \geq 0.5$, the behavior policy provides full support for the evaluation policy, and no partial identification is required. For values of $T < 0.5$, there is an overlap violation, since $\pi^{(T)}$ can show users with $X_{i,3} \in (T, 0.5)$ articles $a \in \mathcal{A} \setminus \mathcal{A}^*$, an action that $\pi^{(0.5)}$ assigns zero probability.

Since we have overlap violations, we use the infimum estimator of Theorem 2 (and its analogue for the supremum) to construct partial identification intervals $[\hat{\psi}^-, \hat{\psi}^+]$ as in Theorem 1 under the assumption that $P_0 \in \mathcal{P}_L^{\text{Lip}} \cap \mathcal{P}_{0,1}^{\text{bdd}}$, where the Lipschitz assumption is again made with respect to Euclidean distance in the covariate space. Our results are shown in Figure 3, which plots the interval estimators $[\hat{\psi}^-, \hat{\psi}^+]$ of the value of $\pi^{(T)}$ under Lipschitz assumptions for $T = 0.25, 0.3, 0.35, 0.5$, with $\hat{\mu}$ fit using a logistic regression with the default regularization of Pedregosa et al. [2011] (which leads to smooth $\hat{\mu}$), for a range of Lipschitz parameters L . For results with larger values of L and T , we refer interested readers to Appendix C. As a point of reference, the $L = 1$ assumption on this data

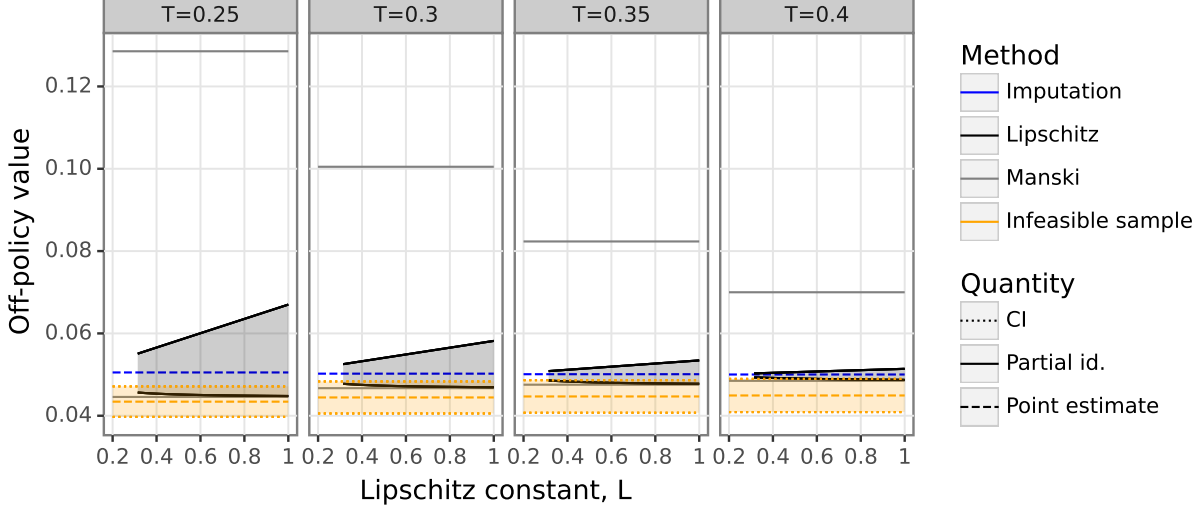


Figure 3: Partial identification bounds under the assumption that $P_0 \in \mathcal{P}_L^{\text{Lip}} \cap \mathcal{P}_{0,1}^{\text{bdd}}$ (black), Manski bounds under the assumption that $P_0 \in \mathcal{P}_{0,1}^{\text{bdd}}$ (grey), and pure imputation estimates (blue) of the value of the policy $\pi^{(T)}$ estimated using data from the behavior policy $\pi^{(0.5)}$ for a range of T and L . Also shown are the point estimate and confidence intervals estimated using infeasible sample data from the uniform behavior policy. We see that the pure imputation estimate overestimates the value of $\pi^{(T)}$, but that our partial identification bounds correct for this. Crucially, the width of our partial identification interval increases as the model estimate and infeasible sample estimate diverge, meaning that we are correctly adjusting for the model’s ability to extrapolate into the no-overlap region. For reference, there are overlap violations for 16.8%, 10.8%, 7.0%, and 4.3% of the points when $T = 0.25$, $T = 0.3$, $T = 0.35$, and $T = 0.4$ respectively.

means, for example, that if two units agree in all but one covariate, and differ by the maximum possible value of 1 in that covariate, their expected outcome can differ by the maximum possible value of 1, so they place no bounds on each other.

Also shown are the point estimates obtained by using model predictions without any partial identification, as well as an infeasible sample estimate (and accompanying confidence intervals) of the value of $\pi^{(T)}$ as estimated on data from a uniform policy. This infeasible sample estimate corresponds to the results of the experiment we would run (at considerable cost) if unwilling to rely on smoothness assumptions.

The key takeaway from Figure 3 is that, as T increases, and the imputation estimate and infeasible sample estimate grow closer, the width of our partial identification interval correspondingly decreases. This is because, as T becomes smaller, the amount of units in the no-overlap region $\{X_i : T \leq X_{i,3} \leq 0.5\}$ increases, and the maximum distance between points in the overlap region and points in the no-overlap region increases. Our method accounts for this, and correctly distinguishes cases where the model needs to be corrected only slightly from cases where it must be corrected substantially. Furthermore, for larger values of L , our intervals consistently overlap with the 95% confidence interval from the alternative (“costly”) experiment under a uniform policy.

We can also compare against the Manski partial identification regions obtained solely from the assumption that $P \in \mathcal{P}_{0,1}^{\text{bdd}}$, shown in grey. For instance, one may be concerned that the intersection between our intervals and the 95% confidence interval is not large, but because this is true for the Manski intervals as well (whose non-parametric assumption holds exactly), we conclude that the

small intersection is due to error in the estimation of $\hat{\psi}_1$. More importantly, we see that our intervals are much narrower than the Manski intervals for small values of L and converge to them as $L \rightarrow \infty$. For example, when $L = 1$, our intervals are 73.5%, 79.1%, 83.7%, and 91.5% narrower than the Manski intervals for $T = 0.25$, $T = 0.3$, $T = 0.35$, and $T = 0.4$ respectively.

6 Discussion

In this paper we have developed partial identification results for off-policy evaluation under smoothness assumptions, shown that our bounds have good asymptotic properties, and demonstrated their value on a real-data example.

When using our methods, we do not recommend pre-committing to a particular value of L . Rather, we recommend defining criteria a policy should meet and evaluating the plausibility of the smoothness assumptions necessary to ensure that those criteria are met. For example, in the setting of Figure 3, if we were interested in deploying the policy $\pi^{(0.3)}$, but only wanted to deploy it if it had at least a 4.5% click rate, we would be able to ensure this as long as L is at most 0.5. The plausibility of the $L = 0.5$ assumption can then be verified based on historical data and domain knowledge.

In cases where we would like to report a single interval estimate of the off-policy value, we must choose a particular value of L . We can lower bound the value of L by the maximum value of $|\hat{\mu}(X_i) - \hat{\mu}(X_j)|/d(X_i, X_j)$ in the overlap region. This lower bound comes with two caveats: first, it is sensitive to the choice of $\hat{\mu}$, and we recommend fitting $\hat{\mu}$ using smooth methods to obtain moderate values of L . Second, this lower bound is, as advertised, only a lower bound—the conditional outcome may be much less smooth in the no-overlap region, making the true value of L much larger. Choosing between values of L above this lower bound requires a subjective judgement about the structure of the problem, and can only be justified by problem-specific considerations.

Finally, since our methods are tied to a particular choice of covariate space and metric, it is crucial to consider whether or not the smoothness assumption is plausible and useful in that space and metric. For example, in an extremely high-dimensional space, most points may be quite far from each other, and so bounds obtained from the Lipschitz assumption will be quite loose. Similarly, in a categorical covariate space with a discrete metric like the Hamming distance, the expected outcome may only be smooth with large values of L , since the mean response in one category may be very different from the mean response in another. The tighter bounds we give are only as useful as the underlying assumptions are plausible, and so it is essential to combine our methodological proposals with thoughtful application.

Acknowledgements This work was supported in part by NSF CAREER Award #2143176. We are grateful to Kevin Guo, Tal Wagner, Nihar Shah, and Steven Jecmen for helpful discussions.

References

- Alexandr Andoni, Piotr Indyk, and Ilya Razenshteyn. Approximate nearest neighbor search in high dimensions. In *Proceedings of the International Congress of Mathematicians: Rio de Janeiro 2018*, pages 3287–3318. World Scientific, 2018.
- Timothy B Armstrong and Michal Kolesár. Optimal inference in a class of regression models. *Econometrica*, 86(2):655–683, 2018.

- Timothy B Armstrong and Michal Kolesár. Finite-sample optimal estimation and inference on average treatment effects under unconfoundedness. *Econometrica*, 89(3):1141–1177, 2021.
- Eli Ben-Michael, D James Greiner, Kosuke Imai, and Zhichao Jiang. Safe policy learning through extrapolation: Application to pre-trial risk assessment. *arXiv preprint arXiv:2109.11679*, 2021.
- Jon Louis Bentley. Multidimensional binary search trees used for associative searching. *Communications of the ACM*, 18(9):509–517, 1975.
- Léon Bottou, Jonas Peters, Joaquin Quiñero-Candela, Denis X Charles, D Max Chickering, Elon Portugaly, Dipankar Ray, Patrice Simard, and Ed Snelson. Counterfactual reasoning and learning systems: The example of computational advertising. *Journal of Machine Learning Research*, 14(11), 2013.
- Alex Chin, Dean Eckles, and Johan Ugander. Evaluating stochastic seeding strategies in networks. *Management Science*, 68(3):1714–1736, 2022.
- Dheeru Dua and Casey Graff. UCI machine learning repository, 2017. URL <http://archive.ics.uci.edu/ml>.
- Miroslav Dudík, John Langford, and Lihong Li. Doubly robust policy evaluation and learning. *arXiv preprint arXiv:1103.4601*, 2011.
- Rina Friedberg, Julie Tibshirani, Susan Athey, and Stefan Wager. Local linear forests. *Journal of Computational and Graphical Statistics*, 30(2):503–517, 2020.
- Sariel Har-Peled. *Geometric approximation algorithms*. Number 173. American Mathematical Soc., 2011.
- Trevor Hastie, Robert Tibshirani, Jerome H Friedman, and Jerome H Friedman. *The elements of statistical learning: data mining, inference, and prediction*, volume 2. Springer, 2009.
- Guido Imbens and Stefan Wager. Optimized regression discontinuity designs. *Review of Economics and Statistics*, 101(2):264–278, 2019.
- Guido W Imbens and Charles F Manski. Confidence intervals for partially identified parameters. *Econometrica*, 72(6):1845–1857, 2004.
- Ying Jin, Zhimei Ren, Zhuoran Yang, and Zhaoran Wang. Policy learning” without”overlap: Pessimism and generalized empirical bernstein’s inequality. *arXiv preprint arXiv:2212.09900*, 2022.
- Nathan Kallus, Xiaojie Mao, and Angela Zhou. Assessing algorithmic fairness with unobserved protected class using data combination. *Management Science*, 68(3):1959–1981, 2022.
- Wooyoung Kim, Koohyun Kwon, Soonwoo Kwon, and Sokbae Lee. The identification power of smoothness assumptions in models with counterfactual outcomes. *Quantitative Economics*, 9(2): 617–642, 2018.
- Lucien LeCam. Convergence of estimates under dimensionality restrictions. *The Annals of Statistics*, pages 38–53, 1973.

- Yin Tat Lee and Aaron Sidford. Efficient inverse maintenance and faster algorithms for linear programming. In *2015 IEEE 56th Annual Symposium on Foundations of Computer Science*, pages 230–249. IEEE, 2015.
- Lihong Li, Wei Chu, John Langford, and Robert E Schapire. A contextual-bandit approach to personalized news article recommendation. In *Proceedings of the 19th international conference on World wide web*, pages 661–670, 2010.
- Lihong Li, Wei Chu, John Langford, and Xuanhui Wang. Unbiased offline evaluation of contextual-bandit-based news article recommendation algorithms. In *Proceedings of the fourth ACM international conference on Web search and data mining*, pages 297–306, 2011.
- Peng Liao, Predrag Klasnja, and Susan Murphy. Off-policy estimation of long-term average outcomes with applications to mobile health. *Journal of the American Statistical Association*, 116(533):382–391, 2021.
- Charles F Manski. Nonparametric bounds on treatment effects. *The American Economic Review*, 80(2):319–323, 1990.
- Charles F Manski. Monotone treatment response. *Econometrica: Journal of the Econometric Society*, pages 1311–1334, 1997.
- Charles F Manski. Partial identification in econometrics. *Microeconometrics*, pages 178–188, 2010.
- Charles F Manski. Using limited trial evidence to choose drug dosage when efficacy and toxicity increase with dose. 2023.
- Wenlong Mou, Peng Ding, Martin J Wainwright, and Peter L Bartlett. Kernel-based off-policy estimation without overlap: Instance optimality beyond semiparametric efficiency. *arXiv preprint arXiv:2301.06240*, 2023.
- Stephen M Omohundro. *Five balltree construction algorithms*. International Computer Science Institute Berkeley, 1989.
- F. Pedregosa, G. Varoquaux, A. Gramfort, V. Michel, B. Thirion, O. Grisel, M. Blondel, P. Prettenhofer, R. Weiss, V. Dubourg, J. Vanderplas, A. Passos, D. Cournapeau, M. Brucher, M. Perrot, and E. Duchesnay. Scikit-learn: Machine learning in Python. *Journal of Machine Learning Research*, 12:2825–2830, 2011.
- Franco P Preparata and Michael I Shamos. *Computational geometry: an introduction*. Springer Science & Business Media, 2012.
- Paul R Rosenbaum and Donald B Rubin. The central role of the propensity score in observational studies for causal effects. *Biometrika*, 70(1):41–55, 1983.
- Noveen Sachdeva, Yi Su, and Thorsten Joachims. Off-policy bandits with deficient support. In *Proceedings of the 26th ACM SIGKDD International Conference on Knowledge Discovery & Data Mining*, pages 965–975, 2020.
- Martin Saveski, Steven Jecmen, Nihar Shah, and Johan Ugander. Counterfactual evaluation of peer review assignment strategies. 2023.
- Charles J Stone. Optimal global rates of convergence for nonparametric regression. *The annals of statistics*, pages 1040–1053, 1982.

- Jörg Stoye. More on confidence intervals for partially identified parameters. *Econometrica*, 77(4): 1299–1315, 2009.
- Yi Su, Maria Dimakopoulou, Akshay Krishnamurthy, and Miroslav Dudík. Doubly robust off-policy evaluation with shrinkage. In *International Conference on Machine Learning*, pages 9167–9176. PMLR, 2020.
- Adith Swaminathan and Thorsten Joachims. Batch learning from logged bandit feedback through counterfactual risk minimization. *The Journal of Machine Learning Research*, 16(1):1731–1755, 2015.
- Adith Swaminathan, Akshay Krishnamurthy, Alekh Agarwal, Miro Dudik, John Langford, Damien Jose, and Imed Zitouni. Off-policy evaluation for slate recommendation. *Advances in Neural Information Processing Systems*, 30, 2017.
- Jan Telgen. Identifying redundant constraints and implicit equalities in systems of linear constraints. *Management Science*, 29(10):1209–1222, 1983.
- Philip Thomas and Emma Brunskill. Data-efficient off-policy policy evaluation for reinforcement learning. In *International Conference on Machine Learning*, pages 2139–2148. PMLR, 2016.
- Martin J Wainwright. *High-dimensional statistics: A non-asymptotic viewpoint*, volume 48. Cambridge university press, 2019.
- Yu-Xiang Wang, Alekh Agarwal, and Miroslav Dudík. Optimal and adaptive off-policy evaluation in contextual bandits. In *International Conference on Machine Learning*, pages 3589–3597. PMLR, 2017.
- Hang Wu and May Wang. Variance regularized counterfactual risk minimization via variational divergence minimization. In *International Conference on Machine Learning*, pages 5353–5362. PMLR, 2018.
- Yahoo! Webscope dataset R6A: ydata-frontpage-todaymodule-clicks-v1, 2011. URL <https://webscope.sandbox.yahoo.com/>.
- Ruohan Zhan, Vitor Hadad, David A Hirshberg, and Susan Athey. Off-policy evaluation via adaptive weighting with data from contextual bandits. In *Proceedings of the 27th ACM SIGKDD Conference on Knowledge Discovery & Data Mining*, pages 2125–2135, 2021.

A Proofs of results

A.1 Proof of Theorem 1

Proof of Lemma 1. We begin by writing

$$\mathbb{P}(\hat{\psi}^- - \epsilon \leq \psi(P_0) \leq \hat{\psi}^+ + \epsilon) = 1 - \mathbb{P}(\psi(P_0) < \hat{\psi}^- - \epsilon \text{ or } \psi(P_0) > \hat{\psi}^+ + \epsilon), \quad (22)$$

$$\geq 1 - \mathbb{P}(\psi(P_0) \leq \hat{\psi}^- - \epsilon) - \mathbb{P}(\psi(P_0) > \hat{\psi}^+ + \epsilon), \quad (23)$$

by the union bound. We now show that $\mathbb{P}(\psi(P_0) > \hat{\psi}^+ + \epsilon) \rightarrow 0$. An analogous argument shows that $\mathbb{P}(\psi(P_0) < \hat{\psi}^- - \epsilon) \rightarrow 0$ as well, and these two facts along with (23) imply the result.

We have

$$\mathbb{P}(\psi(P_0) > \hat{\psi}^+ + \epsilon) = \mathbb{P}(\psi_1(P_0) + \psi_2(P_0) > \hat{\psi}_1 + \hat{\psi}_2^+ + \epsilon), \quad (24)$$

$$\leq \mathbb{P}(\psi_1(P_0) > \hat{\psi}_1 + \epsilon/2) + \mathbb{P}(\psi_2(P_0) > \hat{\psi}_2^+ + \epsilon/2), \quad (25)$$

$$\leq \mathbb{P}(\psi_1(P_0) > \hat{\psi}_1 + \epsilon/2) + \mathbb{P}\left(\sup_{P \in \mathcal{P}} \psi_2(P) > \hat{\psi}_2^+ + \epsilon/2\right), \quad (26)$$

$$\leq \mathbb{P}(|\psi_1(P_0) - \hat{\psi}_1| > \epsilon/2) + \mathbb{P}\left(\left|\sup_{P \in \mathcal{P}} \psi_2(P) - \hat{\psi}_2^+\right| > \epsilon/2\right). \quad (27)$$

Both terms of (27) are $o(1)$ under the given consistency assumptions, so we conclude that $\mathbb{P}(\psi(P_0) > \hat{\psi}^+ + \epsilon) = o(1)$ as desired. \square

A.2 Proof of Theorem 2

As discussed in the main text, we in fact prove a generalization of Theorem 2 that is based on the assumption that $P_0 \in \mathcal{P}_L^{\text{Lip}} \cap \mathcal{P}_{\ell, u}^{\text{bdd}}$. In this setting, we define $\hat{\psi}_2^-$ as the solution to the following optimization problem:

$$\begin{aligned} \min_{t_1, \dots, t_n} \quad & \frac{1}{n} \sum_{i=1}^n t_i \pi_e(X_i) \mathbf{1}\{\pi_b(X_i) = 0\} \\ \text{s.t.} \quad & |t_i - t_j| \leq Ld(X_i, X_j), \quad 1 \leq i < j \leq n, \\ & t_i - \hat{\mu}(X_i) = 0, \quad 1 \leq i \leq n \text{ s.t. } \pi_b(X_i) > 0, \\ & \ell \leq t_i \leq u, \quad 1 \leq i \leq n \end{aligned} \quad (28)$$

Then, we have the following result.

Theorem 5. *Suppose that $P_0 \in \mathcal{P}_L^{\text{Lip}} \cap \mathcal{P}_{\ell, u}^{\text{bdd}}$. Then, for $\hat{\psi}_2^-$ and ψ_2^- , we have that:*

(a) *under Assumption 1, the problem (12) is feasible and has value*

$$\hat{\psi}_2^- = \frac{1}{n} \sum_{i=1}^n \pi_e(X_i) \left(\ell \vee \max_{j: \pi_b(X_j) > 0} \hat{\mu}(X_j) - Ld(X_i, X_j) \right) \mathbf{1}\{\pi_b(X_i) = 0\}; \quad (29)$$

(b) *the population bound is*

$$\psi_2^- = \mathbb{E} \left[\pi_e(X_i) \left(\ell \vee \sup_{x: \pi_b(x) > 0} \mu_{P_0}(x) - Ld(X_i, x) \right) \mathbf{1}\{\pi_b(X_i) = 0\} \right]; \quad (30)$$

(c) *under Assumptions 2 and 3, we have $\hat{\psi}_2^- \xrightarrow{\mathbb{P}} \psi_2^-$*

Theorem 2 from the main text follows from sending $\ell \rightarrow -\infty$ in Theorem 5. We now prove each part of the theorem in turn. In our proofs, we assume for the sake of convenience that the supremum in (30) is attained. This will be the case if, for instance, $\{x : \pi_b(x) > 0\}$ is compact. If the supremum is not attained, slight modifications of our proofs can be used to obtain the result.

A.2.1 Proof of Theorem 5(a)

Proof of Theorem 5(a). To show the result, we must do two things: show that the objective of (12) is bounded below by $\hat{\psi}_2^-$, and show that this bound is attained.

For the bound, observe that, for each t_i , we have

$$t_i \geq t_j - Ld(X_i, X_j) \text{ for } 1 \leq j \leq n, \quad (31)$$

$$\geq \max_{j:\pi_b(X_j)>0} t_j - Ld(X_i, X_j), \quad (32)$$

$$\geq \max_{j:\pi_b(X_j)>0} t_j - Ld(X_i, X_j), \quad (33)$$

$$= \max_{j:\pi_b(X_j)>0} \hat{\mu}(X_j) - Ld(X_i, X_j), \quad (34)$$

where the first bound is the Lipschitz constraint and the last equality is the equality constraint. We also have $t_i \geq \ell$ for all i , and thus we must have

$$\sum_{i=1}^n t_i \pi_e(X_i) \mathbf{1}\{\pi_b(X_i) = 0\} \geq \sum_{i=1}^n \pi_e(X_i) \left(\ell \vee \max_{j:\pi_b(X_j)>0} \hat{\mu}(X_j) - Ld(X_i, X_j) \right) \mathbf{1}\{\pi_b(X_i) = 0\} = \hat{\psi}_2^-, \quad (35)$$

as desired.

Next we will show that there exist a set of feasible t_i for which the objective of (12) is equal to $\hat{\psi}_2^-$. The construction is

$$t_i^* = \ell \vee \max_{j:\pi_b(X_j)>0} \hat{\mu}(X_j) - Ld(X_i, X_j) \quad (36)$$

This construction clearly has objective value $\hat{\psi}_2^-$, so we need only check that it is feasible.

For the equality constraint, note that if $\pi_b(X_i) > 0$, then the maximum in (36) includes $j = i$, and thus is at least $\hat{\mu}(X_i)$. But for any $j \neq i$, we have $|\hat{\mu}(X_j) - \hat{\mu}(X_i)| \leq Ld(X_i, X_j)$ by the feasibility of (12), and so $\hat{\mu}(X_i) \geq \hat{\mu}(X_j) - Ld(X_i, X_j)$. Since $\hat{\mu}$ is range-bounded, we also have $\hat{\mu}(X_i) \geq \ell$, and so

$$\ell \vee \max_{j:\pi_b(X_j)>0} \hat{\mu}(X_j) - Ld(X_i, X_j) = \hat{\mu}(X_i) \quad (37)$$

for i in the overlap region, and the equality constraint is satisfied.

Next we check the Lipschitz constraint. To do this, we define

$$f(i) = \operatorname{argmin}_{j:\pi_b(X_j)>0} \hat{\mu}(X_j) - Ld(X_i, X_j) \quad (38)$$

so that $t_i^* = \ell \vee (\hat{\mu}(X_{f(i)}) - Ld(X_i, X_{f(i)}))$. We consider any two t_i^*, t_j^* , and distinguish three cases.

First, if $\hat{\mu}(X_{f(i)}) - Ld(X_i, X_{f(i)}) < \ell$ and $\hat{\mu}(X_{f(j)}) - Ld(X_j, X_{f(j)}) < \ell$, then $|t_i^* - t_j^*| = 0$ and the Lipschitz condition is satisfied.

Second, if $\hat{\mu}(X_{f(i)}) - Ld(X_i, X_{f(i)}) > \ell$ and $\hat{\mu}(X_{f(j)}) - Ld(X_j, X_{f(j)}) > \ell$, we may assume without the loss of generality that $t_i^* > t_j^*$, and compute

$$|t_i^* - t_j^*| = t_i^* - t_j^*, \quad (39)$$

$$= (\hat{\mu}(X_{f(i)}) - Ld(X_i, X_{f(i)})) - (\hat{\mu}(X_{f(j)}) - Ld(X_j, X_{f(j)})), \quad (40)$$

$$\leq (\hat{\mu}(X_{f(i)}) - Ld(X_i, X_{f(i)})) - (\hat{\mu}(X_{f(i)}) - Ld(X_j, X_{f(i)})), \quad (41)$$

$$= L(d(X_j, X_{f(i)}) - d(X_i, X_{f(i)})), \quad (42)$$

$$\leq Ld(X_i, X_j), \quad (43)$$

where the first inequality uses the maximality (by definition) of $f(j)$, and the second inequality is the triangle inequality $d(X_j, X_{f(i)}) \leq d(X_i, X_{f(i)}) + d(X_i, X_j)$. Thus the Lipschitz constraint is satisfied in this case.

Finally, if $\hat{\mu}(X_{f(i)}) - Ld(X_i, X_{f(i)}) > \ell$ and $\hat{\mu}(X_{f(j)}) - Ld(X_j, X_{f(j)}) < \ell$, then

$$|t_i^* - t_j^*| = \hat{\mu}(X_{f(i)}) - Ld(X_i, X_{f(i)}) - (\ell), \quad (44)$$

$$\leq \hat{\mu}(X_{f(i)}) - Ld(X_i, X_{f(i)}) - (\hat{\mu}(X_{f(j)}) - Ld(X_j, X_{f(j)})) \quad (45)$$

and (45) is bounded by $Ld(X_i, X_j)$ by the arguments of (43).

Thus we see that the t_i^* defined in (36) are feasible, and conclude that the value of (12) is $\hat{\psi}_2^-$. \square

A.2.2 Proof of Theorem 5(b)

The proof of Theorem 5(b) is essentially a continuous version of the proof of Theorem 5(a).

Proof of Theorem 5(b). We would like to show that

$$\inf_{P \in \mathcal{P}_L^{\text{Lip}}} \mathbb{E}_P [Y_i \pi_e(X_i) \mathbf{1}\{\pi_b(X_i) = 0\}] = \mathbb{E}_{P_0} \left[\pi_e(X_i) \left(\ell \vee \sup_{x: \pi_b(x) > 0} \mu_{P_0}(x) - Ld(X_i, x) \right) \mathbf{1}\{\pi_b(X_i) = 0\} \right]. \quad (46)$$

To do this, we must first show that each for each $P \in \mathcal{P}_L^{\text{Lip}} \cap \mathcal{P}_{\ell, u}^{\text{bdd}}$, $\psi_2(P)$ is greater than ψ_2^- , and then show that ψ_2^- is attained.

For the lower bound, note that for any X_i and x such that $\pi_b(X_i) = 0$ and $\pi_b(x) > 0$, we must have $\mu_P(X_i) \geq \mu_P(x) - Ld(X_i, x)$ since μ_P is L -Lipschitz. Furthermore, since P is consistent with P_0 for x such that $\pi_b(x) > 0$, we in fact have $\mu_P(X_i) \geq \mu_{P_0}(x) - Ld(X_i, x)$ for all such x . Lastly, since μ_P is bounded, we also have $\mu_P(X_i) \geq \ell$. Thus,

$$\mathbb{E}_P [Y_i \pi_e(X_i) \mathbf{1}\{\pi_b(X_i) = 0\}] = \mathbb{E}_P [\pi_e(X_i) \mu_P(X_i) \mathbf{1}\{\pi_b(X_i) = 0\}], \quad (47)$$

$$\geq \mathbb{E}_P \left[\pi_e(X_i) \left(\ell \vee \sup_{x: \pi_b(x) > 0} \mu_{P_0}(x) - Ld(X_i, x) \right) \mathbf{1}\{\pi_b(X_i) = 0\} \right], \quad (48)$$

$$= \mathbb{E}_{P_0} \left[\pi_e(X_i) \left(\ell \vee \sup_{x: \pi_b(x) > 0} \mu_{P_0}(x) - Ld(X_i, x) \right) \mathbf{1}\{\pi_b(X_i) = 0\} \right], \quad (49)$$

where the first equality is the tower rule, the second inequality follows from the arguments of the preceding paragraph, and the third equality uses the fact that P is consistent with P_0 . Since (49) is exactly ψ_2^- , this shows the lower bound.

To show that this bound is attained, let P^* be a distribution that has the same marginal X_i distribution as P_0 , the same conditional distribution of $Y_i | X_i = x$ for x such that $\pi_b(x) > 0$, and has

$$\mu_{P^*}(x) = \ell \vee \sup_{x': \pi_b(x') > 0} \mu_{P_0}(x') - Ld(x, x') \quad (50)$$

for x such that $\pi_b(x) = 0$. Furthermore, we assume that, for x such that $\pi_b(x) = 0$ the distribution $Y_i | X_i = x$ is a point mass at $\mu_{P^*}(x)$. This ensures that $P^* \in \mathcal{P}_{\text{bdd}}^M$. This P^* clearly attains the bound of ψ_2^- so it is sufficient to check that it is consistent with P_0 and L -Lipschitz to show that $P^* \in \mathcal{P}_L^{\text{Lip}}$.

The distribution P^* is consistent with P_0 by construction, but we must still check that μ_{P^*} defined in (50) agrees with μ_{P_0} for x in the overlap region. To verify this, note that for any x such that $\pi_b(x) > 0$, the supremum in (50) is attained at $x' = x$, since $\mu_{P_0}(x) - Ld(x, x) = \mu_{P_0}(x)$ and $\mu_{P_0}(x) \geq \mu_{P_0}(x') - Ld(x, x')$ for any other x' since μ_{P_0} is L -Lipschitz. So the supremum is in fact equal to $\mu_{P_0}(x)$, and $\ell \vee \mu_{P_0}(x) = \mu_{P_0}(x)$, which is consistent with P_0 .

To check that μ_{P^*} is L -Lipschitz, let $f(x)$ be the value attaining the supremum in (50), so that $\mu_{P^*}(x) = \ell \vee (\mu_{P_0}(f(x)) - Ld(x, f(x)))$. Then, consider any pair of points x_1, x_2 . We distinguish three cases.

First, if $\mu_{P_0}(f(x_1)) - Ld(x_1, f(x_1)) < \ell$ and $\mu_{P_0}(f(x_2)) - Ld(x_2, f(x_2)) < \ell$, we have $\mu_{P^*}(x_1) - \mu_{P^*}(x_2) = 0$ and the Lipschitz condition is satisfied.

Second, if $\mu_{P_0}(f(x_1)) - Ld(x_1, f(x_1)) > \ell$ and $\mu_{P_0}(f(x_2)) - Ld(x_2, f(x_2)) > \ell$, assume without the loss of generality that $\mu_{P^*}(x_1) > \mu_{P^*}(x_2)$. Then we have

$$|\mu_{P^*}(x_1) - \mu_{P^*}(x_2)| = \mu_{P^*}(x_1) - \mu_{P^*}(x_2), \quad (51)$$

$$= (\mu_{P_0}(f(x_1)) - Ld(x_1, f(x_1))) - (\mu_{P_0}(f(x_2)) - Ld(x_2, f(x_2))), \quad (52)$$

$$\leq (\mu_{P_0}(f(x_1)) - Ld(x_1, f(x_1))) - (\mu_{P_0}(f(x_1)) - Ld(x_2, f(x_1))), \quad (53)$$

$$= L(d(x_1, f(x_1)) - d(x_2, f(x_1))), \quad (54)$$

$$\leq Ld(x_1, x_2), \quad (55)$$

where the first inequality uses the fact that $f(x_2)$ attains the supremum and the second uses the triangle inequality.

Finally, if $\mu_{P_0}(f(x_1)) - Ld(x_1, f(x_1)) > \ell$ and $\mu_{P_0}(f(x_2)) - Ld(x_2, f(x_2)) < \ell$, we have

$$|\mu_{P^*}(x_1) - \mu_{P^*}(x_2)| = (\mu_{P_0}(f(x_1)) - Ld(x_1, f(x_1))) - \ell, \quad (56)$$

$$\leq (\mu_{P_0}(f(x_1)) - Ld(x_1, f(x_1))) - (\mu_{P_0}(f(x_2)) - Ld(x_2, f(x_2))), \quad (57)$$

$$\leq Ld(x_1, x_2), \quad (58)$$

by the same arguments as above.

This shows that μ_{P^*} is L -Lipschitz, and so $P^* \in \mathcal{P}_L^{\text{Lip}}$. Thus the bound of ψ_2^- is attained, completing the proof. \square

A.2.3 Proof of Theorem 5(c)

Before proceeding to the proof of Theorem 5(c), we present two helpful lemmas. The first of these controls the difference between the suprema of interest in terms of the difference in conditional mean functions, and will essentially be used to replace the estimated $\hat{\mu}$ in $\hat{\psi}_2^-$ with the true μ .

Lemma 1. *For any conditional mean functions μ_1, μ_2 , we have*

$$\left| \max_{j:\pi_b(X_j)>0} \mu_1(X_j) - Ld(X_i, X_j) - \max_{j:\pi_b(X_j)>0} \mu_2(X_j) - Ld(X_i, X_j) \right| \leq \sup_{x:\pi_b(x)>0} |\mu_1(x) - \mu_2(x)| \quad (59)$$

Proof of Lemma 1. We have

$$\max_{j:\pi_b(X_j)>0} \mu_1(X_j) - Ld(X_i, X_j) \leq \max_{j:\pi_b(X_j)>0} \mu_1(X_j) - \mu_2(X_j) + \max_{j:\pi_b(X_j)>0} \mu_2(X_j) - Ld(X_i, X_j), \quad (60)$$

$$\leq \sup_{x:\pi_b(x)>0} |\mu_1(x) - \mu_2(x)| + \max_{j:\pi_b(X_j)>0} \mu_2(X_j) - Ld(X_i, X_j), \quad (61)$$

$$(62)$$

The same bounds hold with the roles of μ_1 and μ_2 reversed, completing the proof. \square

The next two lemmas will allow us to replace the maximum in $\hat{\psi}_2^-$ by a supremum by controlling the difference between the maximum and supremum.

Lemma 2. *Let x^* be the point at which $\sup_{x:\pi_b(x)>0} \mu_{P_0}(x) - Ld(X_i, x)$ is attained and let*

$$j^* = \operatorname{argmin}_{j:\pi_b(X_j)>0} d(X_j, x^*) \quad (63)$$

be the observed point that is closest to x^ . Then*

$$\left| \max_{j:\pi_b(X_j)>0} \mu_{P_0}(X_j) - Ld(X_i, X_j) - \sup_{x:\pi_b(x)>0} \mu_{P_0}(x) - Ld(X_i, x) \right| \leq 2Ld(x^*, X_{j^*}) \quad (64)$$

Proof. We have

$$\mu_{P_0}(X_{j^*}) - Ld(X_i, X_{j^*}) \geq \mu_{P_0}(x^*) - Ld(X_{j^*}, x^*) - Ld(X_i, X_{j^*}), \quad (65)$$

$$\geq \mu_{P_0}(x^*) - Ld(X_i, x^*) - 2Ld(x^*, X_{j^*}), \quad (66)$$

$$= \sup_{x:\pi_b(x)>0} \mu_{P_0}(x) - Ld(X_i, x) - 2Ld(x^*, X_{j^*}), \quad (67)$$

where the first inequality uses the fact that μ_{P_0} is L -Lipschitz and the second is the triangle inequality. Since the supremum is greater than the maximum, the result follows. \square

Lemma 3. *Fix a point x such that $\pi_b(x) > 0$ and let*

$$j^* = \operatorname{argmin}_{j:\pi_b(X_j)>0} d(X_j, x) \quad (68)$$

be the index of the closest observation to x in the overlap region. Then, under either of Assumption 3(a) or Assumption 3(b), we have $\mathbb{P}(d(x, X_{j^}) > \epsilon) \xrightarrow{n \rightarrow \infty} 0$ for any $\epsilon > 0$.*

Proof. We analyze $\mathbb{P}(d(x, X_{j^*}) > \epsilon)$ under each of the two possibilities in Assumption 3. If Assumption 3(a) holds and there is an atom at x so that $\mathbb{P}(X_i = x) = p$ for some $p > 0$, we have

$$\mathbb{P}(d(x, X_{j^*}) > \epsilon) \leq \mathbb{P}(X_i \neq x \text{ for } 1 \leq i \leq n), \quad (69)$$

$$= (1 - p)^n, \quad (70)$$

which goes to 0 as $n \rightarrow \infty$. Next, if Assumption 3(b) holds, let δ be such that $\mathbb{P}(d(x, X_{j^*}) \leq \epsilon) > \delta$. Then

$$\mathbb{P}(d(x, X_{j^*}) > \epsilon) = \mathbb{P}(d(x, X_i) > \epsilon \text{ for } 1 \leq i \leq n), \quad (71)$$

$$\leq (1 - \delta)^n \quad (72)$$

which again goes to 0 as $n \rightarrow \infty$. \square

With these lemmas in hand, we begin the main proof.

Proof of Theorem 5(b). We begin by defining

$$\hat{\psi}_2^{\text{oracle}} = \frac{1}{n} \sum_{i=1}^n \pi_e(X_i) \left(\ell \vee \sup_{x:\pi_b(x)>0} \mu_{P_0}(x) - Ld(X_i, x) \right) \mathbf{1}_{\{\pi_b(X_i) = 0\}}. \quad (73)$$

The main idea is to show that

$$|\hat{\psi}_2^- - \hat{\psi}_2^{-,\text{oracle}}| = o_P(1), \quad (74)$$

and then since $\hat{\psi}_2^{-,\text{oracle}}$ is a sum of i.i.d. terms, the desired result follows by the law of large numbers.

To show (74), we show that for any fixed i ,

$$\left| \ell \vee \max_{j:\pi_b(X_j)>0} \hat{\mu}(X_j) - Ld(X_i, X_j) - \left(\ell \vee \sup_{x:\pi_b(x)>0} \mu_{P_0}(x) - Ld(X_i, x) \right) \right| = o_P(1). \quad (75)$$

Indeed, we have by the triangle inequality that

$$\left| \ell \vee \max_{j:\pi_b(X_j)>0} \hat{\mu}(X_j) - Ld(X_i, X_j) - \left(\ell \vee \sup_{x:\pi_b(x)>0} \mu_{P_0}(x) - Ld(X_i, x) \right) \right| \quad (76)$$

$$\leq \left| \ell \vee \max_{j:\pi_b(X_j)>0} \hat{\mu}(X_j) - Ld(X_i, X_j) - \left(\ell \vee \max_{j:\pi_b(X_j)>0} \mu_{P_0}(X_j) - Ld(X_i, X_j) \right) \right| \quad (77)$$

$$+ \left| \ell \vee \max_{j:\pi_b(X_j)>0} \mu_{P_0}(X_j) - Ld(X_i, X_j) - \left(\ell \vee \sup_{x:\pi_b(x)>0} \mu_{P_0}(x) - Ld(X_i, x) \right) \right|, \quad (78)$$

and now we analyze (77) and (78) separately. In both cases, we will show that if one of the terms is smaller than ℓ , the other must be as well with high probability, and then work on the event that they are both smaller than ℓ .

For (77), we first consider the event

$$E = \left\{ \max_j \hat{\mu}(X_j) - Ld(X_i, X_j) > \ell, \max_j \mu_{P_0}(X_j) - Ld(X_i, X_j) < \ell \right\}. \quad (79)$$

On the event E , there must exist some j and $\epsilon > 0$ such that $\hat{\mu}(X_j) - Ld(X_i, X_j) > \ell + \epsilon$. Then,

$$\mathbb{P}(E) \leq \mathbb{P}(\hat{\mu}(X_j) - Ld(X_i, X_j) > \ell + \epsilon, \mu_{P_0}(X_j) - Ld(X_i, X_j) < \ell), \quad (80)$$

$$\leq \mathbb{P} \left(\sup_{x:\pi_b(x)>0} |\hat{\mu}(x) - \mu_{P_0}(x)| > \epsilon \right), \quad (81)$$

$$= o(1), \quad (82)$$

by Assumption 2.

Since $\mathbb{P}(E) = o(1)$, it is sufficient to work on the event E^c . On this event, there are two possibilities. Either

$$\mu_{P_0}(X_j) - Ld(X_i, X_j) < \ell \quad \text{and} \quad \sup_{x:\pi_b(x)>0} \mu_{P_0}(x) - Ld(X_i, x) < \ell, \quad (83)$$

or

$$\mu_{P_0}(X_j) - Ld(X_i, X_j) > \ell \quad \text{and} \quad \sup_{x:\pi_b(x)>0} \mu_{P_0}(x) - Ld(X_i, x) > \ell. \quad (84)$$

If (83) holds, then (77) is 0. On the other hand, if (84) holds, then (77) is $o_P(1)$ by Lemma 1 and Assumption 2. Thus we conclude that (77) is $o_P(1)$ on the event E^c .

For (78), we distinguish cases. For the first case, if

$$\sup_{x:\pi_b(x)>0} \mu_{P_0}(x) - Ld(X_i, x) \leq \ell, \quad (85)$$

then we must have

$$\max_{j:\pi_b(X_j)>0} \mu_{P_0}(X_j) - Ld(X_i, X_j) \leq \ell, \quad (86)$$

as well, and so (78) is 0.

Thus it suffices to consider the case where

$$\sup_{x:\pi_b(x)>0} \mu_{P_0}(x) - Ld(X_i, x) > \ell. \quad (87)$$

In this case, suppose that the supremum is attained at x^* , and that $\mu_{P_0}(x^*) - Ld(X_i, x^*) - \ell = \epsilon$ for some $\epsilon > 0$, and let

$$j^* = \operatorname{argmin}_{j:\pi_b(X_j)>0} d(X_j, x^*) \quad (88)$$

be the index of the observed data point that is closest to x^* .

Then, consider the event

$$E = \left\{ \max_{j:\pi_b(X_j)>0} \mu_{P_0}(X_j) - Ld(X_i, X_j) < \ell \right\}. \quad (89)$$

Since we are working in the case where (87) holds, by Lemma 2, if the event E occurs as well, we must have $2Ld(x^*, X_{j^*}) > \epsilon$. Thus $\mathbb{P}(E) \leq \mathbb{P}(2Ld(x^*, X_{j^*}) > \epsilon)$, and $\mathbb{P}(2Ld(x^*, X_{j^*}) > \epsilon) = o(1)$ by Lemma 3, so we see that $\mathbb{P}(E) = o(1)$.

Thus it suffices to work on the event E^c . On E^c , we have

$$\max_{j:\pi_b(X_j)>0} \mu_{P_0}(X_j) - Ld(X_i, X_j) \geq \sup_{x:\pi_b(x)>0} \mu_{P_0}(x) - Ld(X_i, x) - 2Ld(x^*, X_{j^*}), \quad (90)$$

by Lemma 2. Applying Lemma 3 again, we see that (78) is $o_P(1)$.

Since (77) and (78) are both $o_P(1)$, we conclude that (75) holds, implying (74) and finishing the proof. \square

A.3 Proof of Theorem 3

Proof. We follow the approach of the proof of Theorem 5(b), and begin by defining

$$\hat{\psi}_2^{\bar{\cdot}, \text{oracle}} = \frac{1}{n} \sum_{i=1}^n \pi_e(X_i) \left(\sup_{x:\pi_b(x)>0} \mu_{P_0}(x) - Ld(X_i, x) \right) \mathbf{1}\{\pi_b(X_i) = 0\}. \quad (91)$$

We then decompose

$$\mathbb{E}[(\hat{\psi}_2^{\bar{\cdot}} - \psi_2^{\bar{\cdot}})^2] = \mathbb{E}[(\hat{\psi}_2^{\bar{\cdot}} - \hat{\psi}_2^{\bar{\cdot}, \text{oracle}} + \hat{\psi}_2^{\bar{\cdot}, \text{oracle}} - \psi_2^{\bar{\cdot}})^2], \quad (92)$$

$$\leq 2\mathbb{E}[(\hat{\psi}_2^{\bar{\cdot}} - \hat{\psi}_2^{\bar{\cdot}, \text{oracle}})^2] + 2\mathbb{E}[(\hat{\psi}_2^{\bar{\cdot}, \text{oracle}} - \psi_2^{\bar{\cdot}})^2]. \quad (93)$$

The second term of (93) is the variance of an i.i.d. sum, and is thus equal to C/n for some constant C . The remainder of the proof focuses on the first term of (93).

The first term of (93) is

$$\mathbb{E} \left[\left(\frac{1}{n} \sum_{i=1}^n \pi_e(X_i) \left(\max_{j>\pi_b(X_j)>0} \hat{\mu}(X_j) - Ld(X_i, X_j) - \sup_{x:\pi_b(x)>0} \mu_{P_0}(x) - Ld(X_i, x) \right) \mathbf{1}\{\pi_b(X_i) = 0\} \right)^2 \right], \quad (94)$$

$$\leq \frac{1}{n} \sum_{i=1}^n \mathbb{E} \left[\left(\max_{j>\pi_b(X_j)>0} \hat{\mu}(X_j) - Ld(X_i, X_j) - \sup_{x:\pi_b(x)>0} \mu_{P_0}(x) - Ld(X_i, x) \right)^2 \right], \quad (95)$$

by the Cauchy-Schwarz inequality and the fact that $0 \leq \pi_e, \mathbf{1}\{\pi_b(X_i) = 0\} \leq 1$. A single term of (95) is

$$\leq 2\mathbb{E} \left[\left(\max_{j:\pi_b(X_j)>0} \hat{\mu}(X_j) - Ld(X_i, X_j) - \max_{j:\pi_b(X_j)>0} \mu_{P_0}(X_j) - Ld(X_i, X_j) \right)^2 \right] \quad (96)$$

$$+ 2\mathbb{E} \left[\left(\max_{j:\pi_b(X_j)>0} \mu_{P_0}(X_j) - Ld(X_i, X_j) - \sup_{x:\pi_b(x)>0} \mu_{P_0}(x) - Ld(X_i, x) \right)^2 \right], \quad (97)$$

$$\leq 2\mathbb{E}[\|(\hat{\mu}(x) - \mu(x))\mathbf{1}\{\pi_b(x) > 0\}\|_\infty^2] + 2\mathbb{E}[L^2 d(x^*, X_{j^*})^2], \quad (98)$$

$$\leq 2\mathbb{E}[\|(\hat{\mu}(x) - \mu(x))\mathbf{1}\{\pi_b(x) > 0\}\|_\infty^2] + 4L^2(c_d b n)^{-2/d}. \quad (99)$$

where the second inequality uses Lemmas 1 and 2 (here x^* and X_{j^*} are as defined in Lemma 2), and the third inequality uses Lemma 4 (proven in Section A.5). \square

A.4 Proof of Theorem 4

Proof. Our proof relies on LeCam's two point method [LeCam, 1973, Wainwright, 2019], which states that if we can find distributions P_1 and P_2 in $\mathcal{P}_L^{\text{Lip}}$ with $|\psi_2^-(P_1) - \psi_2^-(P_2)| \geq 2\delta$, then

$$\inf_{\hat{\psi}_2^-} \sup_{P \in \mathcal{P}_L^{\text{Lip}}} \mathbb{E}_P \left[(\hat{\psi} - \psi_2^-(P))^2 \right] \geq \frac{\delta^2}{2} (1 - \|P_1^n - P_2^n\|_{\text{TV}}), \quad (100)$$

where by a slight abuse of notation we write P_1^n for the joint distribution of $(X_1, A_1, A_1 Y_1), \dots, (X_n, A_n, A_n Y_n)$ when (X_i, Y_i) are drawn from P_1 , and similarly for P_2 . We construct P_1 and P_2 as follows:

- (i) under P_1 , the marginal distribution of X_i is uniform on $[-1, 1]^d$, and $Y_i | X_i = x$ is $N(\mu_1(x), 1)$ where $\mu_1(x) = 0$ identically
- (ii) under P_2 , the marginal distribution of X_i is uniform on $[-1, 1]^d$, and the distribution of $Y_i | X_i = x$ is $N(\mu_2(x), 1)$ where

$$\mu_2(x) = \begin{cases} 0 & \text{if } x \in [-1/2 + L\epsilon, 1/2 - L\epsilon]^d \\ \tilde{\mu}_2(x) & \text{if } x \in [-1/2 - L\epsilon, 1/2 + L\epsilon]^d \setminus [-1/2 + L\epsilon, 1/2 - L\epsilon]^d, \\ 0 & \text{if } x \in [-1, 1]^d \setminus [-1/2 - L\epsilon, 1/2 + L\epsilon]^d \end{cases}, \quad (101)$$

where $\epsilon < 1/(2L)$ is arbitrary and $\tilde{\mu}_2(x)$ is a function that is equal to ϵ for x on the boundary of the set $[-1/2, 1/2]^d$, and is equal to 0 on the boundaries of $[-1/2 - \epsilon, 1/2 + \epsilon]^d$ and $[-1/2 + \epsilon, 1/2 - \epsilon]^d$, and linearly interpolates between these values.

Essentially, the distribution of $Y_i | X_i$ under P_2 has a bump of size ϵ at the boundary of the support of π_b that decays to zero as fast as the Lipschitz assumption will allow.

We now proceed in two steps: first, we verify the separation condition of LeCam's lemma; second, we upper bound the distance between P_1^n and P_2^n .

Checking the separation condition. For the separation condition, we begin by noting that

$$\psi_2^-(P_1) = \mathbb{E} \left[\pi_e(X_i) \left(\sup_{x:\pi_b(x)>0} \mu_1(x) - Ld(X_i, x) \right) \mathbf{1}\{\pi_b(X_i) = 0\} \right], \quad (102)$$

$$= \mathbb{E} \left[\pi_e(X_i) \left(\sup_{x:\pi_b(x)>0} -Ld(X_i, x) \right) \mathbf{1}\{\pi_b(X_i) = 0\} \right] \quad (103)$$

Suppose that for each X_i , $\sup_{x:\pi_b(x)>0} -Ld(X_i, x)$ is attained at a point $f(X_i)$ and note that $f(X_i)$ must lie on the boundary of the cube $[-1/2, 1/2]^d$ (since it is the projection of X_i onto the support of π_b). Then,

$$\psi_2^-(P_2) = \mathbb{E} \left[\pi_e(X_i) \left(\sup_{x:\pi_b(x)>0} \mu_2(x) - Ld(X_i, x) \right) \mathbf{1}\{\pi_b(X_i) = 0\} \right], \quad (104)$$

$$\geq \mathbb{E} [\pi_e(X_i) (\mu_2(f(X_i)) - Ld(X_i, f(X_i))) \mathbf{1}\{\pi_b(X_i) = 0\}], \quad (105)$$

$$= \epsilon \mathbb{E} [\pi_e(X_i) \mathbf{1}\{\pi_b(X_i) = 0\}] + \mathbb{E} [\pi_e(x) (-Ld(X_i, f(X_i))) \mathbf{1}\{\pi_b(X_i) = 0\}], \quad (106)$$

$$= \epsilon \mathbb{E} [\pi_e(X_i) \mathbf{1}\{\pi_b(X_i) = 0\}] + \psi_2^-(P_1), \quad (107)$$

where the first inequality bounds the supremum by a particular point, the second equality uses the fact that μ_2 is equal to ϵ on the boundary of $[-1/2, 1/2]^d$, and the third uses the fact that f attains the supremum in (103). Then, it follows from (107) that the separation condition is satisfied with $\delta = \epsilon \mathbb{E} [\pi_e(X_i) \mathbf{1}\{\pi_b(X_i) = 0\}] / 2$.

Bounding the total variation distance. It remains to bound $\|P_1^n - P_2^n\|_{\text{TV}}$. By Pinsker's inequality, we have

$$\|P_1^n - P_2^n\|_{\text{TV}} \leq \sqrt{\frac{1}{2} D_{\text{KL}}(P_1^n \| P_2^n)}, \quad (108)$$

$$\leq \sqrt{\frac{n}{2} D_{\text{KL}}(P_1 \| P_2)}, \quad (109)$$

$$(110)$$

Now, letting p_1 and p_2 be the densities of P_1 and P_2 respectively, we have

$$D_{\text{KL}}(P_1 \| P_2) = \int_{[-1,1]^d} \int_{-\infty}^{\infty} \sum_{a \in \{0,1\}} p_1(x, a, y) \log \frac{p_1(x, a, y)}{p_2(x, a, y)} dy dx. \quad (111)$$

Note that

$$\sum_{a \in \{0,1\}} p_1(x, a, y) \log \frac{p_1(x, a, y)}{p_2(x, a, y)} = p_1(x)(1 - \pi_b(x)) p_1(y | x) \log \frac{p_1(x)(1 - \pi_b(x)) p_1(y | x)}{p_2(x)(1 - \pi_b(x)) p_2(y | x)} \quad (112)$$

$$+ p_1(x) \pi_b(x) p_1(y | x) \log \frac{p_1(x) \pi_b(x) p_1(y | x)}{p_2(x) \pi_b(x) p_2(y | x)}, \quad (113)$$

$$= \frac{1}{2^d} p_1(y | x) \log \frac{p_1(y | x)}{p_2(y | x)}, \quad (114)$$

since $p_1(x) = p_2(x) = 1/2^d$ for all x . Thus, (111) is

$$= \int_{[-1,1]^d} \int_{-\infty}^{\infty} 2^{-d} p_1(y | x) \log \frac{p_1(y | x)}{p_2(y | x)} dy dx \quad (115)$$

$$= \int_{[-1,1]^d} D_{\text{KL}}(N(0, 1) \| N(\mu_2(x), 1)) dx, \quad (116)$$

$$= \int_{[-1,1]^d} \frac{1}{2} \mu_2(x)^2 dx, \quad (117)$$

$$= \int_{[-1,1]^d} \tilde{\mu}_2(x)^2 \mathbf{1}\{x \in [-1/2 - L\epsilon, 1/2 + L\epsilon]^d \setminus [-1/2 + L\epsilon, 1/2 - L\epsilon]^d\} dx, \quad (118)$$

$$\leq \epsilon^2((1 + 2L\epsilon)^d - (1 - 2L\epsilon)^d), \quad (119)$$

$$\leq \epsilon^2(4L\epsilon)^d, \quad (120)$$

where the last line uses the fact that $(1+x)^d - (1-x)^d \leq (1+x)^d \leq (2x)^d$ for $0 < x < 1$.

The calculations above show that $\|P_1^n - P_2^n\|_{\text{TV}}^2 \leq \frac{n}{2}(4L)^d \epsilon^{d+2}$. If we set $\epsilon = (2n)^{-1/(d+2)}(4L)^{-d/(d+2)}$, this gives the bound $\|P_1^n - P_2^n\| \leq 1/2$. This choice of ϵ then gives the lower bound

$$\inf_{\hat{\psi}_2^-} \sup_{P \in \mathcal{P}_L^{\text{Lip}}} \mathbb{E}_P \left[(\hat{\psi}_2^- - \psi_2^-(P))^2 \right] \geq \frac{\delta^2}{4}, \quad (121)$$

$$= \frac{1}{16} \mathbb{E}[\pi_e(X_i) \mathbf{1}\{\pi_b(X_i) = 0\}]^2 \epsilon^2, \quad (122)$$

$$= \frac{1}{16} \mathbb{E}[\pi_e(X_i) \mathbf{1}\{\pi_b(X_i) = 0\}]^2 (2n)^{-2/(d+2)} (4L)^{-2/(d+2)}, \quad (123)$$

$$(124)$$

as long as the condition that $\epsilon < 1/(2L)$ is satisfied. We can check that this condition holds whenever $n \geq 2^{-d+1}L^2$, completing the proof. \square

A.5 Proof of Lemma 4

In this section, we prove a technical lemma used in the main proofs.

Lemma 4. *Let x^* and X_{j^*} be as in Lemma 2 and let b be a lower bound on the density of X_i . Then $\mathbb{E}[d(x^*, X_{j^*})^2] \leq 2(c_d b n)^{-2/d}$, where n is the sample size, d is the dimension of the covariate space, and c_d is the volume of the unit ball in d -dimensions.*

Proof. Let c_d be the volume of the unit ball in d dimensions. We compute

$$\mathbb{E}[d(x^*, X_{j^*})^2] = \int_0^\infty \mathbb{P}(d(x^*, X_{j^*}) \geq \sqrt{t}) dt, \quad (125)$$

$$= \int_0^\infty \mathbb{P}(d(x^*, X_j) \geq \sqrt{t})^n dt, \quad (126)$$

$$\leq \int_0^\infty (1 - c_d t^{d/2} b)_+^n dt, \quad (127)$$

$$= (c_d b)^{-2/d} \int_0^\infty (1 - u^{d/2})_+^n du, \quad (u = t(c_d b)^{2/d})$$

$$= (c_d b)^{-2/d} \int_0^1 (1 - u^{d/2})^n du. \quad (128)$$

If $d = 1$, we can manually compute that (128) is

$$\frac{2(c_db)^{-2/d}}{n^2 + 3n + 2} \leq \frac{2(c_db)^{-2/d}}{n^2} = 2(c_dbn)^{-2/d}, \quad (129)$$

and the result of the lemma is satisfied. We now assume that $d > 1$, and continue bounding by

$$\leq (c_db)^{-2/d} \int_0^1 \exp(-u^{d/2}n) du, \quad (130)$$

$$\leq (c_dbn)^{-2/d} \int_0^{n^{2/d}} \exp(-v^{d/2}) dv, \quad (v = un^{2/d})$$

$$= (c_dbn)^{-2/d} \int_0^{n^{2/d}} \exp(-v^{d/2}) dv, \quad (131)$$

$$= (c_dbn)^{-2/d} \left(\int_0^1 \exp(-v^{d/2}) dv + \int_1^{n^{2/d}} \exp(-v^{d/2}) dv \right), \quad (132)$$

$$\leq (c_dbn)^{-2/d} \left(1 + \int_1^{n^{2/d}} \exp(-v) dv \right), \quad (133)$$

$$\leq (c_dbn)^{-2/d} (1 + e^{-1}), \quad (134)$$

$$\leq 2(c_dbn)^{-2/d}. \quad (135)$$

So, in all cases, $\mathbb{E}[d(x^*, X_{j^*})^2] \leq 2(c_dbn)^{-d/2}$. \square

B Computational improvements on $\hat{\psi}_2^-$

In this section, we discuss approximations of

$$\hat{\psi}_2^- = \frac{1}{n} \sum_{i=1}^n \pi_e(X_i) \left(\max_{j:\pi_b(X_j)>0} \hat{\mu}(X_j) - Ld(X_i, X_j) \right) \mathbf{1}\{\pi_b(X_i) = 0\} \quad (136)$$

with favorable computational properties. The idea is to bound the maximum in (136) by the value of $\hat{\mu}(X_j) - Ld(X_i, X_j)$ for some particular j . A natural choice of j is the index of the nearest neighbor of X_i in the overlap region,

$$\text{nn}(i) = \underset{j:\pi_b(X_j)>0}{\text{argmin}} d(X_i, X_j). \quad (137)$$

Then, we define

$$\hat{\psi}_2^{-,\text{cons}} = \frac{1}{n} \sum_{i=1}^n \pi_e(X_i) (\hat{\mu}(X_{\text{nn}(i)}) - d(X_i, X_{\text{nn}(i)})) \mathbf{1}\{\pi_b(X_i) = 0\}, \quad (138)$$

as a conservative approximation of $\hat{\psi}_2^-$. By conservative, we mean that $\hat{\psi}_2^- \geq \hat{\psi}_2^{-,\text{cons}}$, so that the bounds obtained by using $\hat{\psi}_2^{-,\text{cons}}$ are always wider than those obtained by using $\hat{\psi}_2^-$. This ensures that the interval $[\hat{\psi}^-, \hat{\psi}^+]$ constructed using $\hat{\psi}_2^{-,\text{cons}}$ will still be consistent for $\psi(P_0)$ in the sense of Lemma 1.

However, computing $\hat{\psi}_2^{-,\text{cons}}$ will typically be much faster than computing $\hat{\psi}_2^-$. This is because computing $\hat{\psi}_2^{-,\text{cons}}$ only requires finding the nearest overlap neighbor of each point in the no-overlap region, and then evaluating $\hat{\mu}(X_{\text{nn}(i)}) - d(X_i, X_{\text{nn}(i)})$ for that nearest neighbor, rather than

evaluating over all points in the overlap region and taking the maximum. This means that, once we have found the nearest overlap neighbor of each point in the no-overlap region, we need only $O(n)$ further computations to compute $\hat{\psi}_2^{-,\text{cons}}$.

We now consider the complexity of nearest-neighbor search problem. To find an exact nearest-neighbor for each point in the no-overlap region generally requires computing all of the pairwise distances $d(X_i, X_j)$, and thus will still take time $O(n^2)$. However, we find in practice that since only $O(n)$ further computation is required to compute $\hat{\psi}_2^{-,\text{cons}}$, this approach is still faster than exactly computing $\hat{\psi}_2^-$. Furthermore, there exist data structures for exact nearest-neighbor search which use various heuristics to improve performance, and these can be leveraged for further computational gains [Bentley, 1975, Omohundro, 1989].

For settings that require a method that is faster than $O(n^2)$, there are two possibilities depending on the dimensionality of the covariates. If the covariates X_i are one-dimensional, methods based on Voronoi diagrams can be used to compute exact nearest neighbors for all points in the overlap region in $O(n)$ time [Har-Peled, 2011, Preparata and Shamos, 2012]. In higher dimensions, we can instead use approximate nearest-neighbor search algorithms. For example, if the covariates X_i lie in \mathbb{R}^p , and the metric d is Euclidean distance, there exist algorithms that return a point j^* such that $d(X_i, X_{j^*}) \leq cd(X_i, X_{\text{nn}(i)})$ in time $O(n^{1/(2c^2-1-o(1))} + pn^{o(1)})$ [Andoni et al., 2018]. For a moderate value of c , such as $c = 2$, this gives a runtime of $O(n^{1/(7-o(1))} + pn^{o(1)})$ for each point in the no-overlap region. Since there are $O(n)$ points in the no-overlap region, this leads to a total runtime of $O(n^{8/7+o(1)} + pn^{1+o(1)})$, improving significantly on the $O(n^2)$ time required when using exact nearest neighbors. Appealingly, even if we use an approximate nearest neighbor rather than an exact one, we will still obtain a conservative estimate of $\hat{\psi}_2^-$, and thus retain statistical validity.

Finally, another computational advantage of $\hat{\psi}_2^{-,\text{cons}}$ is that once we have identified the nearest-neighbor of each point in the overlap region, we can compute $\hat{\psi}_2^{-,\text{cons}}$ for any value of L with only $O(n)$ operations. This makes search over a large range of values of L , as is done for sensitivity analyses like those shown in Section 5, quite efficient as well.

C Additional experimental results

C.1 Additional results for yeast dataset

In Figure 4, we plot the results from Table 1 for $L = 3, 4, 5, \infty$, since these were the values for which we determined (based on the feasibility of the optimization problem) that the smoothness assumption was plausible. We see that, for these values of L , the coverage as defined in Theorem 1 with $\epsilon = 0.01$ approaches 100%.

In Table 2, we show the results of Table 1 when defining coverage as in Theorem 1 with $\epsilon = 0.005$ rather than $\epsilon = 0.01$, as in the main text. We see that coverage rates are lower, but still approach 1 as the sample size increases. Crucially, the coverage for large values of L remains comparable to the coverage of the Manski intervals, suggesting that the Lipschitz smoothness assumptions for those values of L are plausible.

C.2 Additional results for Yahoo! Front Page Today dataset

In Figure 5, we repeat the experiment on the Yahoo! Front Page Today dataset described in Section 5 for a wider range of smoothness parameters L and cutoffs T . With this range of values, we make two new observations: first, the convergence of our interval to the Manski interval in the upper endpoint was not apparent for small values of L , but is apparent for the values of L

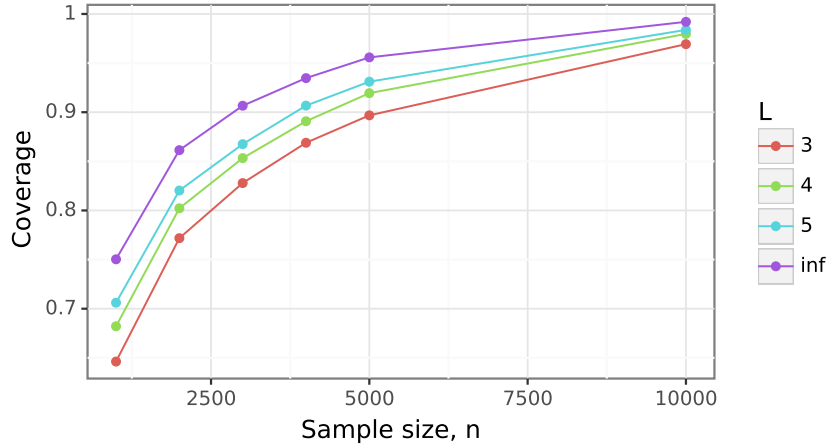


Figure 4: Visualization of results from Table 1 for the values of L for which the optimization problem is consistently feasible and thus the smoothness assumption is plausible. We see that as $n \rightarrow \infty$, the coverage (as defined in Theorem 1 with $\epsilon = 0.01$) approaches 100%.

Table 2: The same experiment as in Table 1, but with coverage defined using $\epsilon = 0.005$ in Theorem 1 rather than $\epsilon = 0.01$. With the smaller value of ϵ , coverage rates are lower, but still approach 1 as the sample size increases. Furthermore, the coverage of the Manski intervals is comparable to the coverage of the Lipschitz intervals for large values of L , indicating that those smoothness assumptions are plausible.

L	$n = 1000$	$n = 2000$	$n = 3000$	$n = 4000$	$n = 5000$	$n = 10000$
1	0.238 (0.785)	0.0002 (0.002)	0 (0.00)	0 (0.00)	0 (0.00)	0 (0.00)
2	0.392 (1.00)	0.493 (1.00)	0.543 (1.00)	0.576 (1.00)	0.603 (0.995)	0.060 (0.106)
3	0.450 (1.00)	0.561 (1.00)	0.613 (1.00)	0.643 (1.00)	0.676 (1.00)	0.766 (1.00)
4	0.498 (1.00)	0.6057 (1.00)	0.657 (1.00)	0.685 (1.00)	0.723 (1.00)	0.810 (1.00)
5	0.528 (1.00)	0.632 (1.00)	0.687 (1.00)	0.716 (1.00)	0.752 (1.00)	0.841 (1.00)
∞	0.591 (1.00)	0.706 (1.00)	0.757 (1.00)	0.789 (1.00)	0.819 (1.00)	0.895 (1.00)

considered here. Second, when $T = 0.5$, there are no longer any overlap violations, and our partial identification intervals have length zero and recover the IPW estimator $\hat{\psi}_1$.

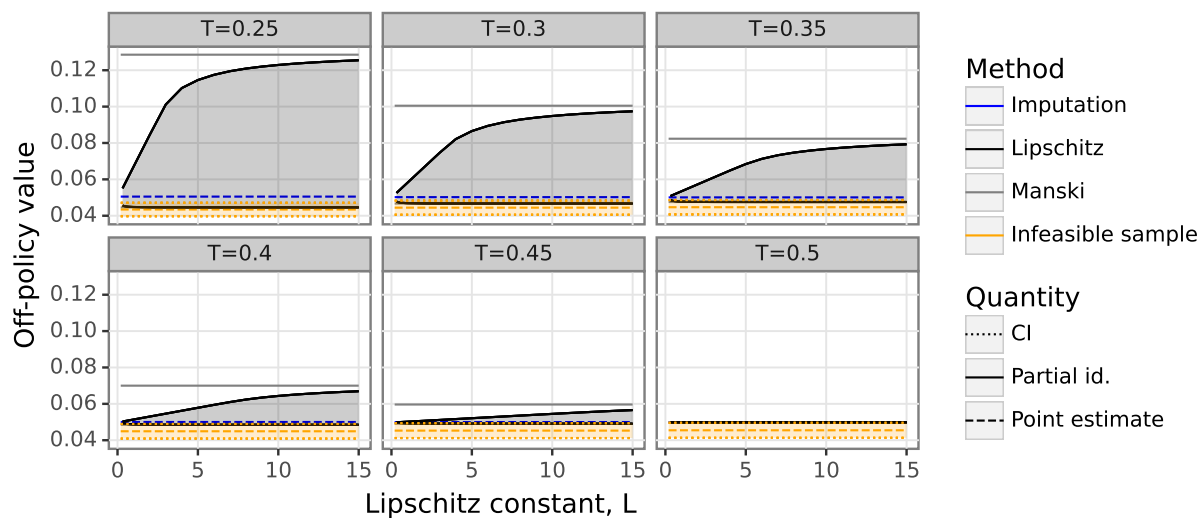


Figure 5: The same experiment as in Figure 3 over a wider range of values of T and L . With this range of values, we see convergence of our bounds to the Manski bounds as L grows large, and also that when $T = 0.5$ and there are no longer any overlap violations, our intervals have width zero as expected.