

# AutoML-GPT: Automatic Machine Learning with GPT

Shujian Zhang

Chengyue Gong

Lemeng Wu

Xingchao Liu

Mingyuan Zhou

The University of Texas at Austin

{szhang19, mzhou}@utexas.edu

## Abstract

AI tasks encompass a wide range of domains and fields. While numerous AI models have been designed for specific tasks and applications, they often require considerable human efforts in finding the right model architecture, optimization algorithm, and hyperparameters. Recent advances in large language models (LLMs) like ChatGPT show remarkable capabilities in various aspects of reasoning, comprehension, and interaction. Consequently, we propose developing task-oriented prompts and automatically utilizing LLMs to automate the training pipeline. To implement this concept, we present the AutoML-GPT, which employs GPT as the bridge to diverse AI models and dynamically trains models with optimized hyperparameters. AutoML-GPT dynamically takes user requests from the model and data cards and composes the corresponding prompt paragraph. Ultimately, with this prompt paragraph, AutoML-GPT will automatically conduct the experiments from data processing to model architecture, hyperparameter tuning, and predicted training log. By leveraging AutoML-GPT’s robust language capabilities and the available AI models, AutoML-GPT can tackle numerous intricate AI tasks across various tasks and datasets. This approach achieves remarkable results in computer vision, natural language processing, and other challenging areas. Extensive experiments and ablation studies demonstrate that our method can be general, effective, and beneficial for many AI tasks.

## 1 Introduction

Artificial intelligence (AI) has experienced significant advancements recently. Among these developments, ChatGPT [OpenAI, 2023] has particularly stood out due to its ability to reason, comprehend, and interact [Wu et al., 2023]. The ability to execute new tasks based on instructions is a crucial step towards achieving artificial general intelligence, and the remarkable capabilities of large language models (LLMs) have spurred numerous emerging research topics, such as in-context learning [Ram et al., 2023; Xie et al., 2021], chain-of-thought prompting [Pilault et al., 2023; Wei et al., 2022b], retrieve and read [Izacard and Grave, 2020; Zhang et al., 2021, 2022], and GPT-based intelligent systems [Zheng et al., 2023]. These areas aim to explore the vast potential of LLMs and present boundless opportunities for constructing sophisticated AI systems.

LLMs, such as GPT-4 [Brown et al., 2020; OpenAI, 2023], LLaMA [Touvron et al., 2023], Flan-T5 [Chung et al., 2022], and PaLM [Chowdhery et al., 2022], have demonstrated a deep comprehension of natural language and the capacity to produce coherent, contextually appropriate responses. This progress has opened up new potential applications for challenging tasks involving different domain data, such as image and text processing, as well as the incorporation of domain-specific knowledge. In this context, LLMs play a crucial role, as their capacity to comprehend and produce natural language allows AI to better understand and tackle a wide range of challenges.

In this paper, we aim to develop an Automatic Machine Learning (AutoML) system called AutoML-GPT, which utilizes LLMs to automatically train the models on datasets with user inputs and descriptions. The LLMs are employed as an automatic training system to establish connections with versatile models and process the inputs. We suggest using language as a universal interface and prompt for LLMs to interact

with users. By incorporating both data and model descriptions into prompts, LLMs can manage AI models for data processing, model architecture design, and hyperparameter tuning. They can invoke these models as needed to tackle AI tasks and return the predicted training log. However, incorporating multiple AI models into LLMs demands a substantial number of high-quality model descriptions. To overcome this challenge, we recommend tapping into both model card [Mitchell et al., 2019] that provides well-defined model descriptions and data card [Gebu et al., 2021] for specific AI tasks. This approach would enable us to connect diverse models through a language-based interface, thus facilitating the solution of complex AI tasks. It can also enhance the transferability among models and datasets by capturing their similarity.

AutoML-GPT connects versatile machine learning models, training pipelines, and datasets to solve numerous complex AI tasks. More specifically, for each AI task we aim to solve, using its corresponding description (such as model card and data card), we fuse the paragraph as the prompt into a pretrained LLMs (such as ChatGPT) to establish the AutoML pipeline. Afterward, in our system, LLMs perform the automatic training to return the predicted training logs for the input questions of users. Based on these training logs, we can further interact with the LLM to solve requests (such as hyperparameter tuning) shown in Figure 1. Thus, the whole process of AutoML-GPT can be divided into four stages: 1) data processing, 2) model architecture design, 3) hyper-parameter tuning with the predicted training log, 4) human feedback on experimental data.

Benefiting from such a design, AutoML-GPT in Figure 1 is able to use external models and thus can handle multiple tasks on well-known benchmarks, and transfer the knowledge to unknown private dataset when only given metadata (data card). Furthermore, this pipeline also allows AutoML-GPT to continue absorbing the powers from task-specific experts, enabling growable and scalable AI capabilities. In summary, our contributions are as follows:

- To complement the advantages of large language models and expert models, we propose AutoML-GPT, which acts as the system for data processing and model architecture design and automatically conducts the experiments for each specific task.
- By integrating the model card with model descriptions and the data card with data descriptions, we provide a fixed-format prompt paragraph and build a training pipeline to tackle general AI tasks.
- Extensive evaluations on multiple AI tasks across language, vision, and continual learning demonstrate the capability of AutoML-GPT in auto training. It further demonstrates the effectiveness of providing the hyperparameter tuning for an unseen or new dataset.

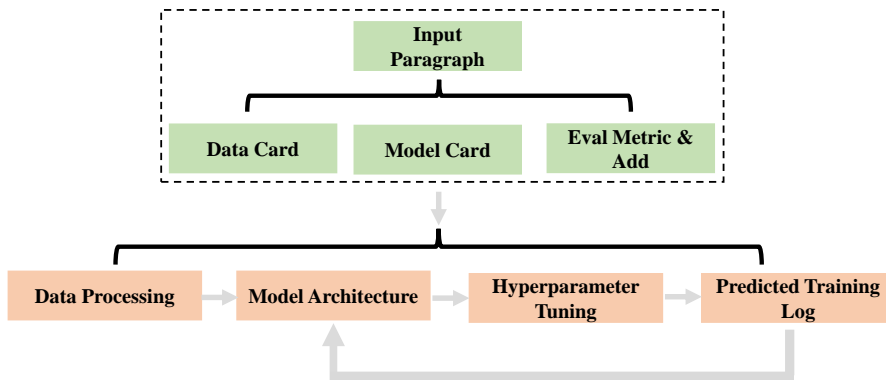


Figure 1: Overview of AutoML-GPT. Some notations are labeled along with corresponding components. ‘Eval Metrics & Add’ refers to the evaluation metrics and additional requests.

## 2 AutoML-GPT

AutoML-GPT is a collaborative system that relies on the data and model information to format the prompt input paragraph. The LLM serves as the controller, while numerous expert models as collaborative executors.

The workflow of AutoML-GPT consists of four stages: data processing, model architecture design, hyperparameter tuning, and training log generation. Specifically, we suggest a general recipe for AutoML-GPT: 1) generate a fixed-format prompt paragraph with both the model card and data card, 2) build the training pipeline and process the user request on the selected dataset and model architectures, 3) generate the performance training log and tune the hyperparameters, and 4) tune the model with the auto-suggested hyperparameters.

## 2.1 Input Decomposition

In the first stage of AutoML-GPT, an LLM takes the input from the users. To boost the performance of the LLM and generate an effective prompt, we employ specific instructions for the input prompt. The instructions contain three parts described below.

**Data Card** To clarify the intended use cases of datasets and minimize their usage in contexts for which they are not well suited, we utilize the data card that provides comprehensive documentation for this dataset. As shown in Figure 2, the key components of the data card are comprised of the dataset name, input dataset type (e.g., image data or text data), label space (e.g., the class types or resolution), and default evaluation metrics.

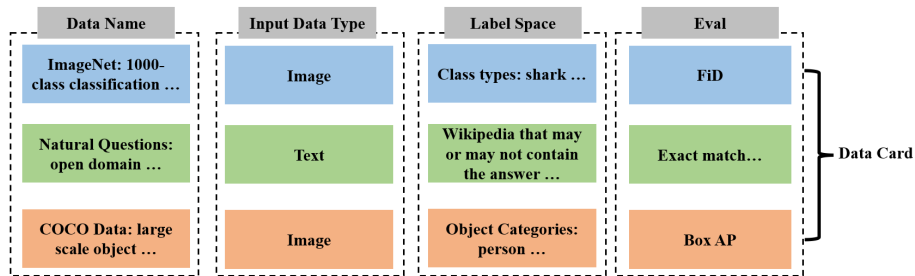


Figure 2: The Data Card includes the data name, input data type, label space, and evaluation metric. Within the data card, the same color denotes information originating from a single dataset.

**Model Card** The model cards in Figure 3, complementary to the “Data Card” discussed earlier, serve as one of the proposed paradigms that report details of the model used to train and test the datasets. The model card consists of the model name, model structure (e.g., Swin transformer [Liu et al., 2021] with a UperNet [Xiao et al., 2018] head), model descriptions, and architecture hyperparameter. By providing this information, model cards inform the LLM about the machine learning systems used and the degree of flexibility the user would like to have on the model architecture. It would further create more inclusive outcomes with the LLM.

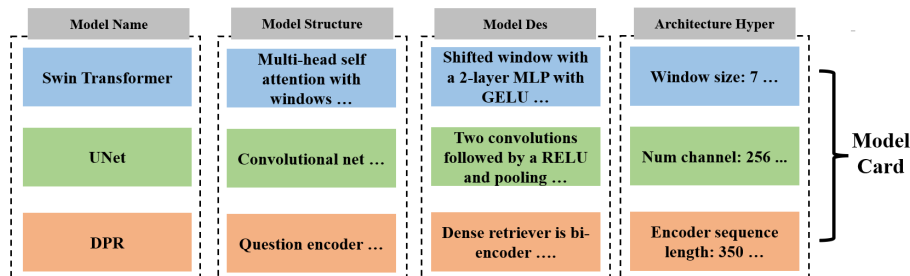


Figure 3: The Model Card comprises model name, model structure, model descriptions, and architecture hyperparameters. In the model card, the same color represents information from a single model card.

**Evaluation Metrics and Additional Requests** In addition to the model cards and data cards, users can have the option to request more evaluation benchmarks, metrics, or any constraints. Except for the default evaluation metrics, we can add specific metrics or constraints according to the user’s request when selecting the model architecture. For example, given a constraint “the inference time smaller than 10 FPS,” we then process the user requests under the evaluation metrics and constraints. Benefiting from this instruction and human feedback of these evaluation metrics and additional requests, the LLM can follow instructions better. AutoML-GPT provides these task specifications to the LLM as high-level instructions for analyzing the user’s requests accordingly.

## 2.2 Data Processing

Data processing is an integral step in machine learning as the quality of data and the derived useful information directly affect the ability of our model to learn. It is thus crucial that we process the data before feeding it into our model. For example, in computer vision, data processing refers to the set of techniques and methods used to prepare raw image data for analysis or machine learning algorithms. This can include image resizing, normalization, augmentation, and filtering. Similarly, in Natural Language Processing (NLP) projects, data processing refers to transforming raw text data into a structured and clean format that machine learning algorithms can easily understand and process. Techniques such as tokenization, stopword removal, lowercasing, and removal of special characters and numbers are commonly used. Based on the provided data card and data descriptions, AutoML-GPT provides specific process techniques depending on the project’s requirements and the data’s nature.

## 2.3 Model Architecture

Upon processing the list of tasks, AutoML-GPT needs to match each task with a corresponding model, essentially selecting the suitable model for every task in the list. To achieve this, we first acquire model cards and descriptions of the models from the user inputs. Following that, we dynamically assign models to tasks using the in-context task-model assignment mechanism. This approach enables incremental model access and offers greater openness and flexibility by combining the providing model descriptions and a better understanding of the user requests.

Model architectures refer to detailed explanations of a machine learning model’s design, structure, and components. These descriptions typically include the following elements: input and output layers, hidden layers, activation functions, loss functions, and model-specific components (such as attention mechanisms, convolutional layers, or recurrent layers).

## 2.4 Hyperparameter Tuning with Predicted Training Log

To find the optimal set of hyperparameters that yield the best performance for a given model on a specific dataset, hyperparameter tuning is a crucial step in machine learning. Hyperparameters are configuration settings that are not learned during the training process but are predefined and control various aspects of the model’s learning behavior. Examples of common hyperparameters include the learning rate, batch size, number of hidden layers, and number of neurons per layer.

In order to tune hyper-parameters without training on real machines, we predict the performance by generating a training log for a given hyper-parameter setting for the provided data card and model card. AutoML-GPT will automatically conduct the training and return the training log. The training log of model performance on a dataset records various metrics and information collected during the training process. It helps in understanding the model’s progress, identifying potential issues, and evaluating the effectiveness of the chosen architecture, hyperparameters, and optimization techniques. A typical training log includes the epoch numbers with training and validation metrics. By examining the training log, we can form a basic understanding of the model performance according to the user feedback.

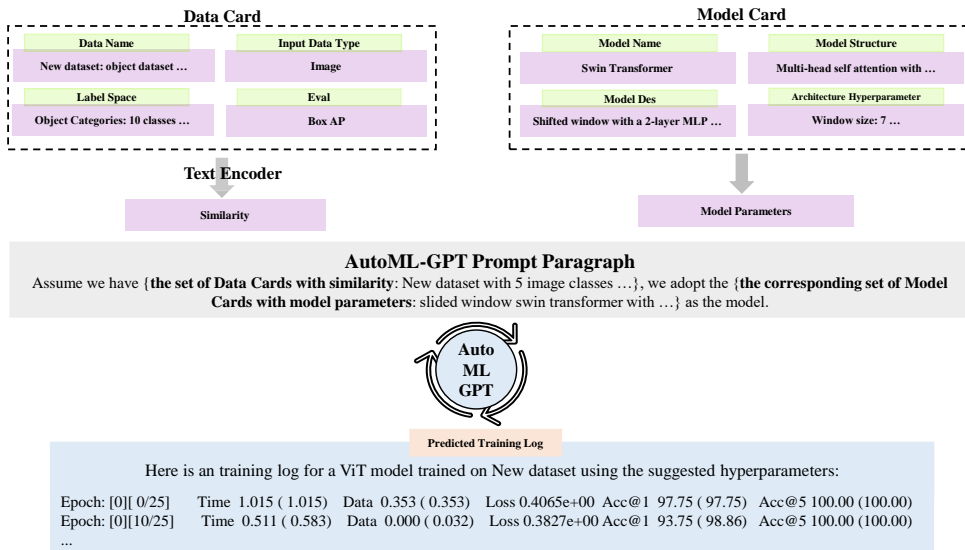


Figure 4: Overview of AutoML-GPT for the unseen dataset: the top block showcases data card and model information. We first log the training information for several datasets. The data cards for these datasets are processed through a text encoder to obtain similarity scores, which are then combined with model parameters of corresponding trained models to form the AutoML-GPT prompt paragraph. The bottom block presents the predicted training log based on the recommended hyperparameter settings for the unseen dataset.

**Unseen Datasets** The hyperparameter tuning for unseen private datasets could be even more challenging. Given the metadata of an unseen dataset, AutoML-GPT can recommend a hyperparameter configuration that is likely to be effective for that dataset. We rely on the data card to leverage the necessary text descriptions and identify the correlation between the unseen dataset and the existing ones. Based on the correlation, we transfer the hyper-parameter settings from the existing datasets to the new unseen dataset.

To calculate the correlation, we use a text encoder to encode the data card. Specifically, in the data card, it contains information such as class type, resolution, image size, and other relevant metadata. We take the dataset scale, task description, label space, and input/output data type as the input to a text encoder (e.g., CLIP [Radford et al., 2021]) and describe the correlation between this unseen dataset and the existing datasets using the similarity score of the encoded latent representation.

## 3 Experiments

We assess the performance of our AutoML-GPT and implement it using ChatGPT (OpenAI’s “GPT-4” version)<sup>1</sup>. Various case studies are carried out to showcase the efficacy of our approach from multiple angles.

### 3.1 Unseen Dataset

In Figure 4, we present the results of training on an unseen dataset using AutoML-GPT. To verify the performance in real cases, we construct a set of performance and hyper-parameters on already trained datasets, and some coming untrained datasets. We will predict hyperparameter configurations for these untrained datasets. We make our test environment based on the classification setting described in Vinyals et al. [2016]. We also follow the MiniImageNet [Vinyals et al., 2016] to subsample and split the training dataset [Deng et al., 2009] into 80% and 20% portions. From the 80% data, we construct the data cards and corresponding model cards (containing model best hyperparameters). We randomly select fifteen classes to create various subset datasets (e.g., dataset A, B, etc.), grid search the hyper-parameters, finetune the ViT base model [Dosovitskiy et al., 2020] and log the best performance on these subset datasets. We then create a new dataset called “New” with ten image classes from the remaining 20% data.

<sup>1</sup><https://platform.openai.com/>

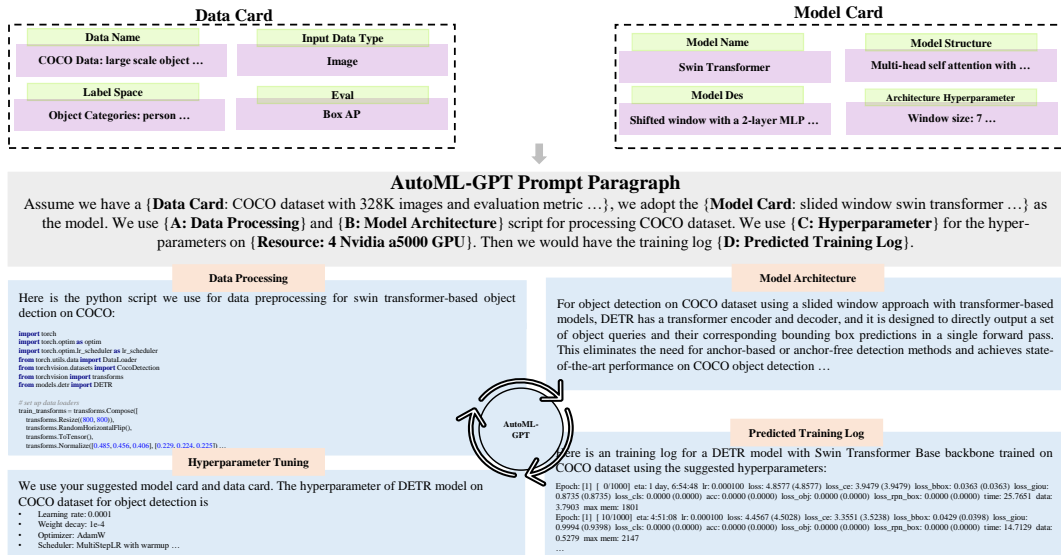


Figure 5: Overview of AutoML-GPT for object detection: The top block displays the data card and model card. The middle block showcases the AutoML-GPT prompt paragraph, derived from the data card and model card. The bottom block outlines the four steps: data processing, model architecture, hyperparameter tuning, and predicted training log. We use the predicted training log to tune the hyperparameters before feedbacking the hyperparameters to the users.

To demonstrate the capabilities of our approach on unseen datasets, we utilize AutoML-GPT to recommend the best training configuration for the “New” dataset based on the provided data card and model card. In our data card, we log the label space, *i.e.*, text descriptions for each class. In practice, we incorporate a similarity score between two data cards by passing the text in the data card through a text encoder, *e.g.*, the CLIP text encoder, and calculating the similarity. Specifically, in Figure 4, we state that the “New” dataset has a 60% label space similarity to dataset A and a 40% label space similarity to dataset B. Using this information and the hyperparameter settings in the data cards for dataset A and B, AutoML-GPT can recommend the appropriate hyperparameter settings for training on the “New” dataset. In our experiments, we achieve 98% accuracy for the Top 1 prediction, compared to 80% Top 1 accuracy with average random-selected hyperparameters. Moreover, we also initialize the model using the suggested hyperparameter settings from AutoML-GPT without giving any additional datasets. With this configuration, we achieve 82% Top 1 accuracy, which is better than the average randomly-selected hyperparameters but not as good as our recommended setting. It also suggests that ChatGPT can give good hyperparameter settings for a specific task (*e.g.*, image classification). This demonstrates the effectiveness of our proposed auto-training approach in addressing machine learning problems, even with unseen or new datasets. These findings highlight the potential of our auto-training method to enhance machine learning by providing accurate hyperparameter recommendations.

### 3.2 Object Detection

Figure 5 presents our results on the COCO dataset [Lin et al., 2014] for object detection. ① The top block displays the data card for the COCO dataset and the model card for ImageNet, based on user input. The middle block demonstrates the AutoML-GPT Prompt Paragraph derived from the input decomposition. The information from the data card and model card is automatically incorporated into our prompt format. We report the results for data processing, model architecture design, hyperparameter tuning, and training log generation. ② In data processing, AutoML-GPT generates a script for handling the input dataset. We also provide a Python script example in Figure 5. For model architecture design, our pipeline generates a model composition for subsequent training. Once both the data and model are prepared, the detailed configurations are provided in the hyperparameter-tuning stage (*e.g.*, learning rate:  $10^{-4}$ , weight decay:  $10^{-4}$ ) and are further tuned with predicted training logs. ③ These results further validate that our method can serve as

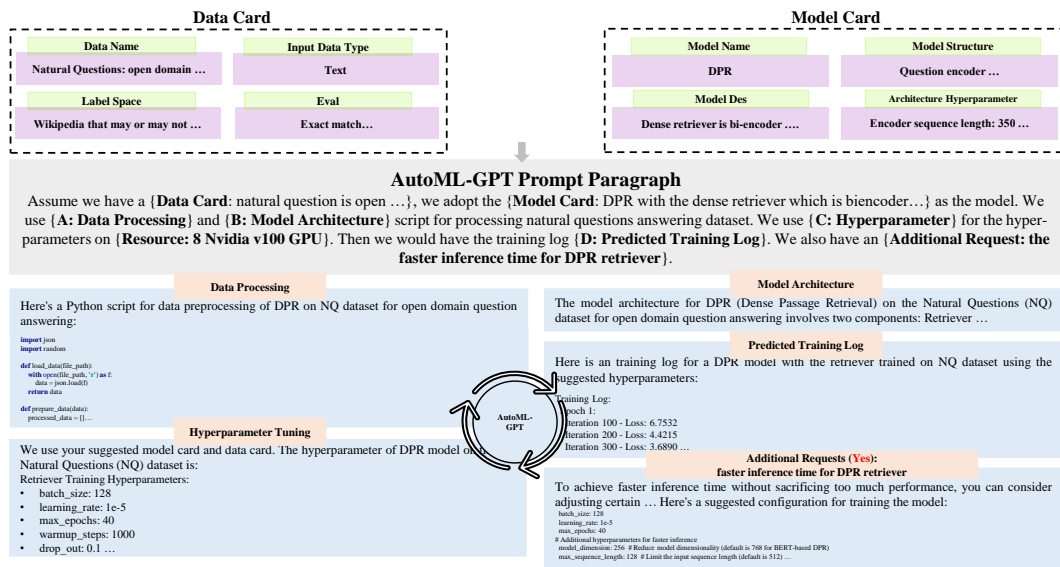


Figure 6: Overview of AutoML-GPT for question answering: The top block presents data card and model information, while the middle block highlights the AutoML-GPT prompt paragraph, derived from both data card and model card. The bottom block details the four steps: data processing, model architecture, hyperparameter tuning, and predicted training log.

an effective pipeline for flexibly adapting LLMs to downstream tasks. Our approach, which employs data and model cards to derive the AutoML-GPT prompt paragraph, can also be considered as a complementary module for works focused on enhancing LLM prompt components.

### 3.3 Question Answering

We present the experimental results on the Natural Questions Open dataset [Kwiatkowski et al., 2019] in Figure 6. We utilize Dense Passage Retrieval (DPR) [Karpukhin et al., 2020]. ① For the data card, users input the data name, input data type, label space, and evaluation metrics. ② For the model card, it includes model name, model structure, model descriptions, and architecture hyperparameters. ③ With the generated AutoML-GPT prompt paragraph, AutoML-GPT carries out data processing, model architecture creation, hyperparameter tuning, and generates a predicted training log. As seen in the “Hyperparameter Tuning,” the hyperparameters generated by AutoML-GPT and those provided by DPR align closely, *e.g.*, the learning rate is  $10^{-5}$  and max epochs is 40. ④ Once the predicted training log is available, we showcase a scenario where the user can ask AutoML-GPT for different evaluation metrics or model architectures based on their requirements, as illustrated in Figure 6 “Additional requests: fast inference time for DPR retriever.” As seen in the returned response in Figure 6, AutoML-GPT also offers hints such as “without sacrificing too much performance.” AutoML-GPT further tunes the hyper-parameters based on these requests and predicted logs. Our method demonstrates the powerful ability to automatically conduct experiments and perform interactive hyperparameter tuning. It further confirms that our approach works well for various datasets and can generalize across different input types and domains.

### 3.4 Classification

We also evaluate AutoML-GPT on the UCI Adult dataset [Dua and Graff, 2017] using XGBoost. As before, we supply the data card and model card to generate the input prompt paragraph. The same training pipeline is applied here, as shown in Figure 7. We also adhere to the hyperparameter settings suggested by AutoML-GPT and train the XGBoost model. This training results in a final validation loss of 0.277 with 85.92% accuracy. Despite the different inputs and tasks, our proposed AutoML-GPT consistently delivers strong performance in classification. This further demonstrates that AutoML-GPT can be employed for a wide range of machine

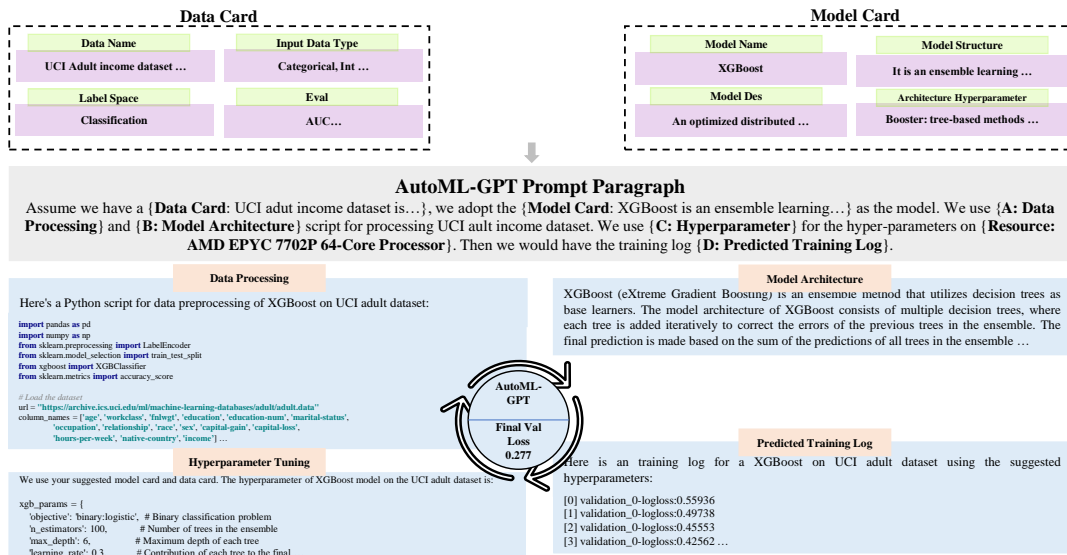


Figure 7: Overview of AutoML-GPT for classification: The top block displays data card and model information, and the middle block showcases the AutoML-GPT prompt paragraph, derived from both data card and model card. The bottom block outlines the four steps: data processing, model architecture, hyperparameter tuning, and predicted training log. Additionally, we include the final validation results, following the hyperparameter recommendations from AutoML-GPT and training the model.

learning problems across various tasks.

## 4 Related Work

**Advanced Large Language Model** LLMs have exhibited robustness and generalizability through zero-shot and few-shot learning by having parameter sizes exceeding one hundred billion. Notable examples of LLMs include Megatron-turing NLG [Smith et al., 2022] with 530 billion parameters, Gopher [Rae et al., 2021] with 280 billion parameters, and PaLM [Chowdhery et al., 2022] with 540 billion parameters. The scaling of LLM has unlocked new emergent abilities previously unobserved under smaller models [Wei et al., 2022a]. These LLMs have demonstrated the superiority of LLMs for zero-shot learning. Among existing LLMs, ChatGPT has unique characteristics. It has the ability to interact with users in a conversation-like manner, while retaining its accumulated knowledge and generalization ability gained from pre-training. Going a step further, we explore the zero-shot learning capability of ChatGPT on different tasks beyond dialogue in this work.

**Chain of Thought** Chain-of-thought (CoT) prompting induces LLMs to generate intermediate reasoning steps before answering [Wei et al., 2022b]. There are two lines of research focusing on the current CoT prompting. One line is exploring the manually designed CoT. In the manually designed CoT, LLMs adapt the manually designed features and demonstration for the reasoning process [Wei et al., 2022b]. Wang et al. [2022] proposes a new decoding strategy, self-consistency, to replace the naive greedy decoding used in chain-of-thought prompting. Recently, Interactive-Chain-Prompting [Pilault et al., 2023] is introduced to resolve the ambiguity for crosslingual conditional generation. Another line is conducting research on the zero-shot setting, where STaR [Zelikman et al., 2022] is introduced for the self-generation and helps the model to self-improve, and Automatic Reasoning and Tool-use (ART) [Paranjape et al., 2023] is a framework that uses frozen LLMs to automatically generate intermediate reasoning steps as a program.

**GPT-based Systems** GPT [Brown et al., 2020] has shown promising performance improvements. A recent line of research has focused on integrating the GPT model into AI systems. HuggingGPT [Shen et al.,



2023] is built with the HuggingFace transformers library and utilizes the GPT as the interaction agent. VisualGPT [Wu et al., 2023] incorporates different Visual Foundation Models to enable the user to interact with ChatGPT. OpenAGI [Ge et al., 2023], an open-source AGI research platform, is designed to offer complex, multi-step tasks and accompany by task-specific datasets. Similarly, we also integrate the GPT into our AutoML pipeline. There is also another GPT based system that can incorporate extra information from search engines, *e.g.*, AutoGPT <sup>2</sup>. AutoML-GPT rethinks the impact of ChatGPT from the auto training perspective. We focus on building the training pipeline and establishing an AutoML system from the start to end.

## 5 Conclusion

Our work demonstrates the benefits of building AutoML systems upon GPT. The proposed method can automatically conduct machine learning experiments. This automatic learning dramatically improves training efficiency and enhances the model’s performance. We demonstrate use cases across computer vision, natural questions answering, and classification benchmarks. We further conduct a detailed use case with the unseen datasets and additional interactions between the user and AutoML-GPT. To summarize, the proposed AutoML-GPT is effective and general, with the potential to create a natural language interface for tuning machine learning models for various tasks. In the future, we will 1) automatically generate the model and data cards for well-known benchmarks and make them a part of our system, and 2) extract task-aware sub-networks from large pretrained models with the help of ChatGPT.

## References

- Tom Brown, Benjamin Mann, Nick Ryder, Melanie Subbiah, Jared D Kaplan, Prafulla Dhariwal, Arvind Neelakantan, Pranav Shyam, Girish Sastry, Amanda Askell, et al. 2020. Language models are few-shot learners. *Advances in neural information processing systems*, 33:1877–1901.
- Aakanksha Chowdhery, Sharan Narang, Jacob Devlin, Maarten Bosma, Gaurav Mishra, Adam Roberts, Paul Barham, Hyung Won Chung, Charles Sutton, Sebastian Gehrmann, et al. 2022. Palm: Scaling language modeling with pathways. *arXiv preprint arXiv:2204.02311*.
- Hyung Won Chung, Le Hou, Shayne Longpre, Barret Zoph, Yi Tay, William Fedus, Eric Li, Xuezhi Wang, Mostafa Dehghani, Siddhartha Brahma, et al. 2022. Scaling instruction-finetuned language models. *arXiv preprint arXiv:2210.11416*.
- Jia Deng, Wei Dong, Richard Socher, Li-Jia Li, Kai Li, and Li Fei-Fei. 2009. Imagenet: A large-scale hierarchical image database. In *2009 IEEE conference on computer vision and pattern recognition*, pages 248–255. Ieee.
- Alexey Dosovitskiy, Lucas Beyer, Alexander Kolesnikov, Dirk Weissenborn, Xiaohua Zhai, Thomas Unterthiner, Mostafa Dehghani, Matthias Minderer, Georg Heigold, Sylvain Gelly, et al. 2020. An image is worth 16x16 words: Transformers for image recognition at scale. *arXiv preprint arXiv:2010.11929*.
- Dheeru Dua and Casey Graff. 2017. UCI machine learning repository.
- Yingqiang Ge, Wenyue Hua, Jianchao Ji, Juntao Tan, Shuyuan Xu, and Yongfeng Zhang. 2023. Openagi: When llm meets domain experts. *arXiv preprint arXiv:2304.04370*.
- Timnit Gebru, Jamie Morgenstern, Briana Vecchione, Jennifer Wortman Vaughan, Hanna Wallach, Hal Daumé Iii, and Kate Crawford. 2021. Datasheets for datasets. *Communications of the ACM*, 64(12):86–92.

---

<sup>2</sup><https://github.com/Significant-Gravitas/Auto-GPT>

- Gautier Izacard and Edouard Grave. 2020. Leveraging passage retrieval with generative models for open domain question answering. *arXiv preprint arXiv:2007.01282*.
- Vladimir Karpukhin, Barlas Oğuz, Sewon Min, Ledell Wu, Sergey Edunov, Danqi Chen, and Wen-tau Yih. 2020. Dense passage retrieval for open-domain question answering. *Empirical Methods in Natural Language Processing (EMNLP)*.
- Tom Kwiatkowski, Jennimaria Palomaki, Olivia Redfield, Michael Collins, Ankur Parikh, Chris Alberti, Danielle Epstein, Illia Polosukhin, Matthew Kelcey, Jacob Devlin, Kenton Lee, Kristina N. Toutanova, Llion Jones, Ming-Wei Chang, Andrew Dai, Jakob Uszkoreit, Quoc Le, and Slav Petrov. 2019. Natural Questions: a benchmark for question answering research. *TACL*.
- Tsung-Yi Lin, Michael Maire, Serge Belongie, James Hays, Pietro Perona, Deva Ramanan, Piotr Dollár, and C Lawrence Zitnick. 2014. Microsoft coco: Common objects in context. In *Computer Vision—ECCV 2014: 13th European Conference, Zurich, Switzerland, September 6-12, 2014, Proceedings, Part V 13*, pages 740–755. Springer.
- Ze Liu, Yutong Lin, Yue Cao, Han Hu, Yixuan Wei, Zheng Zhang, Stephen Lin, and Baining Guo. 2021. Swin transformer: Hierarchical vision transformer using shifted windows. In *Proceedings of the IEEE/CVF international conference on computer vision*, pages 10012–10022.
- Margaret Mitchell, Simone Wu, Andrew Zaldivar, Parker Barnes, Lucy Vasserman, Ben Hutchinson, Elena Spitzer, Inioluwa Deborah Raji, and Timnit Gebru. 2019. Model cards for model reporting. In *Proceedings of the conference on fairness, accountability, and transparency*, pages 220–229.
- OpenAI. 2023. Gpt-4 technical report. *arXiv*.
- Bhargavi Paranjape, Scott Lundberg, Sameer Singh, Hannaneh Hajishirzi, Luke Zettlemoyer, and Marco Tulio Ribeiro. 2023. Art: Automatic multi-step reasoning and tool-use for large language models. *arXiv preprint arXiv:2303.09014*.
- Jonathan Pilault, Xavier Garcia, Arthur Bražinskas, and Orhan Firat. 2023. Interactive-chain-prompting: Ambiguity resolution for crosslingual conditional generation with interaction. *arXiv preprint arXiv:2301.10309*.
- Alec Radford, Jong Wook Kim, Chris Hallacy, Aditya Ramesh, Gabriel Goh, Sandhini Agarwal, Girish Sastry, Amanda Askell, Pamela Mishkin, Jack Clark, et al. 2021. Learning transferable visual models from natural language supervision. In *International conference on machine learning*, pages 8748–8763. PMLR.
- Jack W Rae, Sebastian Borgeaud, Trevor Cai, Katie Millican, Jordan Hoffmann, Francis Song, John Aslanides, Sarah Henderson, Roman Ring, Susannah Young, et al. 2021. Scaling language models: Methods, analysis & insights from training gopher. *arXiv preprint arXiv:2112.11446*.
- Ori Ram, Yoav Levine, Itay Dalmedigos, Dor Muhlgay, Amnon Shashua, Kevin Leyton-Brown, and Yoav Shoham. 2023. In-context retrieval-augmented language models. *arXiv preprint arXiv:2302.00083*.
- Yongliang Shen, Kaitao Song, Xu Tan, Dongsheng Li, Weiming Lu, and Yueting Zhuang. 2023. Hugginggpt: Solving ai tasks with chatgpt and its friends in huggingface. *arXiv preprint arXiv:2303.17580*.
- Shaden Smith, Mostofa Patwary, Brandon Norrick, Patrick LeGresley, Samyam Rajbhandari, Jared Casper, Zhun Liu, Shrimai Prabhumoye, George Zerveas, Vijay Korthikanti, et al. 2022. Using deepspeed and megatron to train megatron-turing nlg 530b, a large-scale generative language model. *arXiv preprint arXiv:2201.11990*.

- Hugo Touvron, Thibaut Lavril, Gautier Izacard, Xavier Martinet, Marie-Anne Lachaux, Timothée Lacroix, Baptiste Rozière, Naman Goyal, Eric Hambro, Faisal Azhar, et al. 2023. Llama: Open and efficient foundation language models. *arXiv preprint arXiv:2302.13971*.
- Oriol Vinyals, Charles Blundell, Timothy Lillicrap, Daan Wierstra, et al. 2016. Matching networks for one shot learning. *Advances in neural information processing systems*, 29.
- Xuezhi Wang, Jason Wei, Dale Schuurmans, Quoc Le, Ed Chi, and Denny Zhou. 2022. Self-consistency improves chain of thought reasoning in language models. *arXiv preprint arXiv:2203.11171*.
- Jason Wei, Yi Tay, Rishi Bommasani, Colin Raffel, Barret Zoph, Sebastian Borgeaud, Dani Yogatama, Maarten Bosma, Denny Zhou, Donald Metzler, et al. 2022a. Emergent abilities of large language models. *arXiv preprint arXiv:2206.07682*.
- Jason Wei, Xuezhi Wang, Dale Schuurmans, Maarten Bosma, Ed Chi, Quoc Le, and Denny Zhou. 2022b. Chain of thought prompting elicits reasoning in large language models. *arXiv preprint arXiv:2201.11903*.
- Chenfei Wu, Shengming Yin, Weizhen Qi, Xiaodong Wang, Zecheng Tang, and Nan Duan. 2023. Visual chatgpt: Talking, drawing and editing with visual foundation models. *arXiv preprint arXiv:2303.04671*.
- Tete Xiao, Yingcheng Liu, Bolei Zhou, Yuning Jiang, and Jian Sun. 2018. Unified perceptual parsing for scene understanding. In *Proceedings of the European conference on computer vision (ECCV)*, pages 418–434.
- Sang Michael Xie, Aditi Raghunathan, Percy Liang, and Tengyu Ma. 2021. An explanation of in-context learning as implicit bayesian inference. *arXiv preprint arXiv:2111.02080*.
- Eric Zelikman, Yuhuai Wu, Jesse Mu, and Noah Goodman. 2022. Star: Bootstrapping reasoning with reasoning. *Advances in Neural Information Processing Systems*, 35:15476–15488.
- Shujian Zhang, Chengyue Gong, and Eunsol Choi. 2021. Knowing more about questions can help: Improving calibration in question answering. *arXiv preprint arXiv:2106.01494*.
- Shujian Zhang, Chengyue Gong, and Xingchao Liu. 2022. Passage-mask: A learnable regularization strategy for retriever-reader models. *arXiv preprint arXiv:2211.00915*.
- Mingkai Zheng, Xiu Su, Shan You, Fei Wang, Chen Qian, Chang Xu, and Samuel Albanie. 2023. Can gpt-4 perform neural architecture search? *arXiv preprint arXiv:2304.10970*.