

# Elastic Weight Removal for Faithful and Abstractive Dialogue Generation

Nico Daheim<sup>1</sup> Nouha Dziri<sup>2</sup> Mrinmaya Sachan<sup>3</sup>

Iryna Gurevych<sup>1</sup> Edoardo M. Ponti<sup>4</sup>


<sup>1</sup>Ubiquitous Knowledge Processing Lab (UKP Lab), Department of Computer Science  
and Hessian Center for AI (hessian.AI), TU Darmstadt

<sup>2</sup>Allen Institute for Artificial Intelligence <sup>3</sup>ETH Zürich <sup>4</sup>University of Edinburgh

[www.ukp.tu-darmstadt.de](http://www.ukp.tu-darmstadt.de)

## Abstract

Ideally, dialogue systems should generate responses that are faithful to the knowledge contained in relevant documents. However, many models generate hallucinated responses instead that contradict it or contain unverifiable information. To mitigate such undesirable behaviour, it has been proposed to fine-tune a ‘negative expert’ on negative examples and subtract its parameters from those of a pre-trained model. However, intuitively, this does not take into account that some parameters are more responsible than others in causing hallucinations. Thus, we propose to weigh their individual importance via (an approximation of) the Fisher Information matrix, which measures the uncertainty of their estimate. We call this method Elastic Weight Removal (EWR). We evaluate our method—using different variants of Flan-T5 as a backbone language model—on multiple datasets for information-seeking dialogue generation and compare our method with state-of-the-art techniques for faithfulness, such as CTRL, Quark, DExperts, and Noisy Channel reranking. Extensive automatic and human evaluation shows that EWR systematically increases faithfulness at minor costs in terms of other metrics. However, we notice that only discouraging hallucinations may increase extractiveness, i.e. shallow copy-pasting of document spans, which can be undesirable. Hence, as a second main contribution, we show that our method can be extended to simultaneously discourage hallucinations *and* extractive responses. We publicly release the code for reproducing EWR and all baselines.

 <https://github.com/ndaheim/faithful-dialogue>

## 1 Introduction

Current-day large language models (LLMs) habitually generate coherent, grammatical and seemingly meaningful sentences of text. The rise of dialogue language models, most notably ChatGPT (OpenAI,

$\mathcal{K}$ : The Flash first appeared in “Showcase” #4 (October 1956) [...]

$u_T$ : What comic series is he from?

| $u_{T+1}$  | F | A |
|--|---|---|
| He <i>first appeared in “Showcase” #4</i> (November 1956).       | ✗ | ✗ |
| He <i>first appeared in “Showcase” #4</i> (October 1956).        | ✓ | ✗ |
| His first appearance was <i>in Showcase #4 in October 1956</i> . | ✓ | ✓ |

Figure 1: Constructed example of responses  $u_{T+1}$  that are i) hallucinated (words contradicting the knowledge  $\mathcal{K}$  in red); ii) faithful but not abstractive (longest copied  $n$ -gram in italic); and iii) both Faithful and Abstractive based on Wizard-of-Wikipedia (Dinan et al., 2019).

2022), GPT4 (OpenAI, 2023) and LaMDA (Thop-pilan et al., 2022), has revolutionised the field of natural language processing (NLP).

However, despite their impressive capabilities, these systems sometimes hallucinate,<sup>1</sup> fail to adhere to the ground-truth knowledge, and do not specify their degree of confidence (Wiseman et al., 2017; Dziri et al., 2022a; Ji et al., 2022, *inter alia*). Hallucinations severely limit their suitability and raise safety concerns. For instance, they may impair student learning, proliferate convincing-but-inaccurate news articles, and result in life-threatening medical decisions. Therefore, ensuring that these systems are trustworthy is crucial for their safe deployment at scale, particularly in high-stakes domains.

Modelling solutions to mitigate hallucination can take inspiration from methods devised to discourage other undesirable behaviours in LLMs, such as contradictions (Keskar et al., 2019), repetitions (Lu et al., 2022), or toxicity (Ilharco et al., 2023). A group of methods achieves this goal by fine-tuning an LLM to be conditioned on special

<sup>1</sup>We define hallucination as the antonym of faithfulness.

tokens (Kesar et al., 2019) or to generate samples with high scores according to a learned reward function (Lu et al., 2022). Another re-weights the predictive distribution with experts and anti-experts (Liu et al., 2021; Daheim et al., 2022). Here, expert denotes a model that is trained to perform desirable behaviour, while anti-expert denotes a model trained to perform undesirable behaviour. While successful, these methods are either time inefficient as they require sampling a large number of generations during training, or space inefficient as they store and evaluate multiple models during inference. On the other hand, a third family of methods (Choubey et al., 2021; Ilharco et al., 2023) has proposed to unlearn negative behaviours by interpolating parameters, which achieves better efficiency *without altering the model architecture* by using modular deep learning (Ponti et al., 2021; Pfeiffer et al., 2023). Specifically, a new model is obtained as the weighted difference between a pre-trained LLM and a *task vector*—obtained by subtracting a finetuned version from the pretrained LLM—which is known as *task arithmetic*. However, this does not consider that the degree of responsibility for a certain behaviour might vary across individual parameters. Secondly, it might result in catastrophic interference between models specialised for different properties (McCloskey and Cohen, 1989).

In order to address these issues, we propose Elastic Weight Removal (EWR), a novel method that performs parameter interpolation while weighting the importance of each parameter to *remove undesired behaviours*. In particular, we show how this idea can be applied to discouraging hallucinated generations in dialogue. First, we train an anti-expert on a synthetically created dataset. Then, we interpolate this anti-expert with the baseline model using their respective Fisher Information Matrix (FIM) as a measure of importance, which represents the precision of their estimates. This is reminiscent of previous uses of the FIM, such as continual learning (Kirkpatrick et al., 2017), sample-efficient learning (Ponti et al., 2019), or merging models for different tasks (Matena and Raffel, 2022). However, we show that faithfulness may have the side effect of increased extractiveness, i.e., copy-pasting passages of the document(s) with a shallow understanding of their meaning. Hence, we try to improve both faithfulness *and* abtractiveness, which corresponds to re-phrasing the ground-truth knowledge and drawing new valid conclu-

sions from it, by not only interpolating with a hallucination anti-expert but also an abtractiveness expert trained on a subset of our training data that is categorised as "abtractive" according to  $n$ -gram overlap.

We assess the effectiveness of our approach on various information-seeking dialogue benchmarks, namely WoW (Dinan et al., 2019), DSTC9 and DSTC11 (Kim et al., 2020), and FaithDial (Dziri et al., 2022a). We compare our method with state-of-the-art techniques for unlearning negative behaviours that we *adapt for removing hallucinations*, including CTRL (Kesar et al., 2019), Quark (Lu et al., 2022), DExperts (Liu et al., 2021), Noisy Channel reranking (Daheim et al., 2022), and task arithmetic (Choubey et al., 2021; Ilharco et al., 2023). Our findings reveal that EWR consistently enhances faithfulness with minor impact on the abtractiveness of the responses. Moreover, EWR can be integrated with other methods like CTRL to achieve state-of-the-art results. We confirm our findings with a human evaluation with expert annotators based on the Attributable to Identified Source (AIS) framework (Rashkin et al., 2021a), which highlights gains of EWR in the 'Attributable' and 'Paraphrasing' dimensions. These correspond to faithful and abtractive generations, respectively. To summarise, our main contributions are:

- A novel method for *importance weighted task arithmetic* based on Fisher Information (§3).
- A framework for removing undesired behaviours in dialogue *along multiple dimensions*. Specifically, we rely on simple metrics and data augmentations to create and identify hallucinated and extractive examples (§3.1).
- The adaptation of a series of techniques devised for unlearning undesired behaviours to faithful dialogue generation (§4.2). We offer the first comparison among them in a controlled setting, with the same negative examples and the same LLM backbone (§5).
- A comprehensive open-source repository for reproducing EWR, baselines, datasets, and metrics contained in the present paper: <https://github.com/ndaheim/faithful-dialogue>.

## 2 Background

The goal of response generation in dialogue is to generate a system turn  $u_{T+1}$  as a continuation of a dialogue  $u_1^T := (u_1, \dots, u_T)$  consisting of  $T$  turns

that are usually taken by either the system or a user that interacts with it. Each dialogue turn  $u_t$  is a sequence of  $N_t$  tokens  $[u_t]_1^{N_t} \in \mathcal{V}^{N_t}$  from the model vocabulary  $\mathcal{V}$ . In document-grounded response generation,  $u_{T+1}$  is grounded in one or more documents  $\hat{\mathcal{K}} \subseteq \mathcal{K}$  from a *document knowledge base*  $\mathcal{K}$ . The model is conditioned on  $\hat{\mathcal{K}}$ , which gives relevant information for the next turn. Crucially,  $u_{T+1}$  generated by the model should faithfully reflect the knowledge contained in  $\hat{\mathcal{K}}$ , not contradict their information content, nor add unverifiable information. Similar to previous work in this area, we do not model the retrieval of grounding documents; rather, we assume that the annotated *ground-truth* documents are available in an oracle setting, to focus our study on faithful response generation.

More specifically, we study locally-normalised neural language generators of the form:

$$p_{\theta}(u_{T+1} \mid u_1^T, \hat{\mathcal{K}}) = \prod_{n=1}^{N_{T+1}} p_{\theta}([u_{T+1}]_n \mid [u_{T+1}]_1^{n-1}, u_1^T, \hat{\mathcal{K}}), \quad (1)$$

which are parameterised by the weights  $\theta$ . Specifically, we wish to find  $\theta$  such that it increases performance in dialogue generation while retaining faithfulness and abstractiveness. The second property ensures that the resulting model does not simply collapse into parroting the documents  $\hat{\mathcal{K}}$  but rather grasps their meanings and paraphrases them. We focus on different methods of obtaining  $\theta$  *without altering* the LLM architecture.

We first introduce a general formulation of obtaining  $\theta$  by combining the parameters of multiple models in Section 2.1 before going over different concrete merging functions. Then, in Section 2.2, we define Fisher Information as a measure of the importance of individual parameters. This constitutes a crucial ingredient of our proposed recipe for removing hallucination and extractiveness—Elastic Weight Removal—that is finally introduced in Section 3.

## 2.1 Parameter Combination

Previous works have already explored methods to *combine model parameters*: for example, averaging checkpoints to increase robustness (Gao et al., 2022) or promoting desirable behaviours by merging specifically trained model instances (Ilharco et al., 2023). By letting  $\Theta = \{\theta_1, \dots, \theta_N\}$ , where  $\theta_i \in \mathbb{R}^d$ , denote the parameters of a set of models

that should be merged and  $\lambda_i \in \mathbb{R}^d$  their respective scaling factors, we may introduce a general formulation of parameter combination as a weighted sum, given a normalisation constant  $Z$ :

$$\theta' = \sum_{i=1}^N \frac{\lambda_i \odot \theta_i}{Z}. \quad (2)$$

where  $\odot$  denotes the Hadamard product. In what follows, we discuss different instantiations of this function, which were used to *steer* the model behaviour.

### 2.1.1 Task Arithmetic

The core idea of task arithmetic is that essential information about a task can be captured by the change of the parameter values between pre-trained initialisation  $\theta_0$  and after task fine-tuning  $\theta_{\text{ft}}$ , which we call *task vector*. Ansell et al. (2022) showed that (sparse) task vectors from multiple tasks can be composed by addition.<sup>2</sup> Ilharco et al. (2023) extended this framework to further arithmetic operations. Task vectors can not only promote a specific behaviour by addition but also suppress it by subtraction. Concretely, we can make use of the latter to negate hallucinations by subtracting the parameters of a model  $\theta_{\text{AE}}$  trained on hallucinated examples. AE refers to *anti-expert* and we use E to index an *expert* model.

Formally, the task vector  $\tau$  may be described as

$$\tau := \theta_{\text{AE}} - \theta_0. \quad (3)$$

We obtain the function to compose the pretrained parameters  $\theta_0$  with the task vector  $\tau$ , as proposed by Ilharco et al. (2023), from Equation (2) by setting  $Z = 1$ ,  $\lambda_{\theta_0} = \mathbf{1}$  and  $\lambda_{\tau} = \lambda \mathbf{1}$ . Crucially, AE task vectors are *subtracted*, whereas E task vectors are *added*. This results in the following equation:

$$\begin{aligned} \theta' &= \theta_0 - \lambda \cdot \tau \\ &= \theta_0 - \lambda \cdot \theta_{\text{AE}} + \lambda \cdot \theta_0 \\ &= (1 + \lambda) \cdot \theta_0 - \lambda \cdot \theta_{\text{AE}}. \end{aligned} \quad (4)$$

Under this lens, task arithmetic can be generalised to the combination of an arbitrary number of task vectors as:

$$\theta' = \theta_0 + \sum_i \lambda_i \tau_i, \quad (5)$$

<sup>2</sup>In terms of Equation (2), this amounts to setting  $Z = 1$  and  $\lambda \in \{0, 1\}^d$ .

where  $\lambda_i > 0$  implies promotion and  $\lambda_i < 0$  suppression.

By restricting Equation 5 to just using one anti-expert  $\theta_{AE}$  and one expert  $\theta_E$  with weights  $\lambda := \lambda_1 = \lambda_2$  and task vectors  $\tau_1$  and  $\tau_2$ , we can recover Contrastive Parameter Estimation (CaPE; Choubey et al., 2021):<sup>3</sup>

$$\begin{aligned}\theta' &= \theta_0 - \lambda \cdot \tau_1 + \lambda \cdot \tau_2 \\ &= \theta_0 - \lambda \cdot \theta_{AE} + \lambda \cdot \theta_0 + \lambda \cdot \theta_E - \lambda \cdot \theta_0 \\ &= \theta_0 - \lambda \cdot \theta_{AE} + \lambda \cdot \theta_E \\ &= \theta_0 + \lambda \cdot (\theta_E - \theta_{AE})\end{aligned}\quad (6)$$

Furthermore, noticing the similarity between Equation (6) and Equation (4), one might initialise  $\theta_0$  by setting  $\theta_0 = \theta_E$ , such that task arithmetic is performed on the expert model directly rather than on the pretrained model.

However, both task arithmetic and CaPE assume equal parameter importance, since the scaling factor is identical for all parameters. One might question this assumption, as potentially only a subset of parameters induces hallucinations. For example, anomalous encoder–decoder attention patterns correlate strongly with hallucinations (Raunak et al., 2021; Guerreiro et al., 2022, *inter alia*). Hence, only these specific parameters might be required to change. Moreover, these methods might not be suited to composing multiple task vectors, similarly to Equation (5): in fact, Ansell et al. (2022) showed that this may lead to catastrophic interference.

To address these limitations, we take inspiration from a series of prior works using parameter-specific scaling, for example for mitigating catastrophic forgetting (Kirkpatrick et al., 2017), merging checkpoints of the same model trained independently on different tasks (Matena and Raffel, 2022), or using sparse masks for fine-tuning (Guo et al., 2021; Sung et al., 2021; Ansell et al., 2022). In the following, we first introduce Fisher Information as one way of obtaining parameter-specific scaling before introducing our main contribution, Elastic Weight Removal, in Section 3.

## 2.2 Fisher Information

Given a model  $p_\theta(y | x)$  that induces a conditional distribution over  $y$  given  $x$  and is parameterised by  $\theta$ , the Fisher Information matrix  $F_\theta$ , commonly

referred to as *Fisher*, is defined as the covariance of its score function  $\nabla_\theta \log p_\theta(y | x)$ :

$$F_\theta = \mathbb{E}_{p_\theta(y|x)} \nabla_\theta \log p_\theta(y | x) \nabla_\theta \log p_\theta(y | x)^\top \quad (7)$$

Since the expectation is oftentimes intractable to compute exactly, the Fisher is commonly approximated as the *empirical* or *observed* Fisher

$$F_\theta \approx \frac{1}{|\mathcal{D}|} \sum_{\mathcal{D}} \nabla_\theta \log p_\theta(y | x) \nabla_\theta \log p_\theta(y | x)^\top. \quad (8)$$

Not only that, as the size of  $F_\theta$  scales quadratically in  $\theta$ , it is often approximated by its diagonal

$$f_\theta = \frac{1}{|\mathcal{D}|} \sum_{\mathcal{D}} (\nabla_\theta \log p(y | x))^2. \quad (9)$$

While the estimator in Equation (9) is unbiased, the square can also be calculated over a mini-batch instead of a single example, which is frequently used in stochastic optimisation techniques (Kim et al., 2022), for instance to add second-order information (Amari, 1998).

In this work, we take advantage of one specific property of the Fisher, namely that it relates changes in the output distribution to a change in parameters. Following Pascanu and Bengio (2014), for a given arbitrarily small  $\delta$ , the divergence in output distribution between the original parameter set  $\theta$  and a perturbed set  $\theta + \delta$  may be rewritten—based on the second order Taylor approximation—as:

$$D_{KL}(p_\theta || p_{\theta+\delta}) \approx \frac{1}{2} \delta^\top F_\theta \delta$$

as  $\delta \rightarrow 0$ . This naturally gives rise to the interpretation that the Fisher assigns to each parameter an ‘importance’ proportional to its contribution to a change in prediction under slight perturbation.

In the following, we use this property to motivate our main contribution.

## 3 Elastic Weight Removal

In our proposed method, Elastic Weight Removal (EWR), we use the Fisher to combine models and task vectors with importance-weighted scaling factors for each parameter. Thereby, we aim to preserve positive behaviour in the model fine-tuned for dialogue response generation while removing the most important parameters in the anti-expert task

<sup>3</sup>In CaPE, the models are trained on disjoint partitions of the training data. However, this restriction may be lifted to use augmented data or the same data point in both partitions.



**Algorithm 1** Pseudocode for **removing hallucinations** and **promoting abstraction** with EWR. Note that we apply  $(\cdot)^2$  element-wise.

**Input** Dialogues  $\mathcal{D}$ , **hallucinated anti-expert dataset**  $\mathcal{D}^{\text{AE}}$ , **abstractive expert dataset**  $\mathcal{D}^{\text{E}}$ , initial parameter set  $\theta_0$

**Output**  $\theta'$

---

```

 $\theta_0 \leftarrow \text{finetune}(\theta, \mathcal{D})$ 
 $\theta_{\text{AE}} \leftarrow \text{finetune}(\theta_0, \mathcal{D}^{\text{AE}})$ 
 $\tau_1 \leftarrow \theta_{\text{AE}} - \theta_0$ 
 $\theta_{\text{E}} \leftarrow \text{finetune}(\theta_0, \mathcal{D}^{\text{E}})$ 
 $\tau_2 \leftarrow \theta_{\text{E}} - \theta_0$ 
 $\mathbf{f}_{\theta_0} \leftarrow \frac{1}{|\mathcal{D}|} \sum (\nabla \log p_{\theta_0}(u_{T+1} \mid u_1^T, \hat{\mathcal{K}}))^2$ 
 $\mathbf{f}_{\tau_1} \leftarrow \frac{1}{|\mathcal{D}^{\text{AE}}|} \sum (\nabla \log p_{\tau_1}(u_{T+1} \mid u_1^T, \hat{\mathcal{K}}))^2$ 
 $\mathbf{f}_{\tau_2} \leftarrow \frac{1}{|\mathcal{D}^{\text{E}}|} \sum (\nabla \log p_{\tau_2}(u_{T+1} \mid u_1^T, \hat{\mathcal{K}}))^2$ 
 $\theta' \leftarrow \frac{\lambda_0 \cdot \mathbf{f}_{\theta_0} \cdot \theta_0 - \lambda_1 \cdot \mathbf{f}_{\tau_1} \cdot \tau_1 + \lambda_2 \cdot \mathbf{f}_{\tau_2} \cdot \tau_2}{\lambda_0 \cdot \mathbf{f}_{\theta_0} + \lambda_1 \cdot \mathbf{f}_{\tau_1} + \lambda_2 \cdot \mathbf{f}_{\tau_2}}$ 

```

---

vector, which induce hallucinated and extractive generation.

We start by taking Equation (2) and setting  $\lambda_0$ , which scales pre-trained parameters  $\theta_0$ , to  $\lambda_0 \cdot \mathbf{f}_{\theta_0}$ . On the other hand, note that  $\lambda_0$  is equal to 1 in Equation (4) for task arithmetic. Similarly, for each task vector  $\tau$ , we replace the *scalar* factor  $\lambda_i$  with  $\lambda_i \cdot \mathbf{f}_{\tau_i}$ . That is, we can still control the influence of each *model* with a scalar hyper-parameter, while the diagonal observed Fisher from Equation (9) controls *individual parameters*. Since the entries in  $\mathbf{f}$  can be orders of magnitudes smaller than the entries in  $\theta$ , we set the scaling constant  $Z$  to be the sum of the products of scaling factors and their corresponding Fishers. Therefore, our general parameter combination scheme is defined as:

$$\theta' = \frac{\lambda_0 \cdot \mathbf{f}_{\theta_0} \cdot \theta_0 + \sum_{i=1}^N \lambda_i \cdot \mathbf{f}_{\tau_i} \cdot \tau_i}{\lambda_0 \cdot \mathbf{f}_{\theta_0} + \sum_{i=1}^N \lambda_i \cdot \mathbf{f}_{\tau_i}}, \quad (10)$$

where again the sign of  $\lambda_i$  indicates whether we add or negate behaviour.

Specifically, as illustrated in Algorithm 1, we obtain the initial parameters  $\theta_0$  by fine-tuning a pre-trained model on the full dataset  $\mathcal{D}$ . We then apply EWR to remove multiple undesirable behaviours, namely hallucinations and extractiveness. We first create an anti-expert task vector for hallucinations  $\tau_1$  from data  $\mathcal{D}^{\text{AE}}$  and an expert for abstractiveness  $\tau_2$  from data  $\mathcal{D}^{\text{E}}$ . Then, we calculate the diagonal observed Fisher of these three arrays of parameters. Finally, we combine them in accordance to Equation 10.

To gain a better insight into EWR, let us restrict ourselves to the simpler case where we only sub-

tract the task vector for hallucinations. In this case, we can rewrite our model combination as follows:

$$\begin{aligned} \theta' &= \frac{\lambda_0 \cdot \mathbf{f}_{\theta_0} \cdot \theta_0 - \lambda_1 \cdot \mathbf{f}_{\tau_1} \cdot \tau_1}{\lambda_0 \cdot \mathbf{f}_{\theta_0} + \lambda_1 \cdot \mathbf{f}_{\tau_1}} \\ &= \theta_0 - \frac{\lambda_1 \cdot \mathbf{f}_{\tau_1}}{\lambda_0 \cdot \mathbf{f}_{\theta_0} + \lambda_1 \cdot \mathbf{f}_{\tau_1}} \theta_{\text{AE}} \end{aligned}$$

This allows for the interpretation, that  $\mathbf{f}_{\theta_0}$  and  $\mathbf{f}_{\tau_1}$  ‘compete’ for how much each parameter should be changed – parameters with large  $\mathbf{f}_{\theta_0}$  are preserved, while others with  $\mathbf{f}_{\tau_1}$  are changed more significantly, as they contribute more to negative behaviour.

### 3.1 (Anti-)Expert Data Selection

As part of our method, we propose to select the examples to train (anti-)experts automatically via appropriate metrics. To create a dataset of hallucinated examples  $\mathcal{D}^{\text{AE}}$ , we resort to different strategies. For Wizard-of-Wikipedia (WoW), we make use of the annotations provided in the FaithDial (Dziri et al., 2022a) dataset, where a subset of WoW was annotated according to the BEGIN (Dziri et al., 2022c) taxonomy. Under this taxonomy, responses whose information could not be inferred solely based on the grounding information, such as personal opinions, were marked as hallucinations.

In other datasets, such ground-truth annotations do not exist. Hence, we try different data augmentation techniques to artificially create hallucinated data. We find that simply switching out the grounding information  $\hat{\mathcal{K}}$  to one from a randomly sampled example from the dataset performs surprisingly well, similar to using ground-truth data. This may be explained by the fact that this forces the model to hallucinate, as the grounding information tends to be irrelevant to the response in such cases. For methods like CaPE and DExpert (see Section 4.2), which require a faithfulness expert in addition to a hallucination anti-expert, we use responses that are assigned an *entailment* token when training CTRL.

To create a dataset of abstractive behaviour  $\mathcal{D}^{\text{E}}$ , instead, we use the density and coverage metrics introduced in Grusky et al. (2018). While coverage measures the ratio of unigrams from the grounding documents appearing in the response, density measures the average length of copied text spans. First, we split the dataset examples into three equally-sized buckets indicating low, medium and high density. Afterwards, we retain only high-coverage

examples from the low-density subset, as they are less likely to contain hallucinations. Nevertheless, this also decreases the size of the training data, which might have adverse effects.

## 4 Experiments

We experiment on multiple datasets outlined in Section 4.1 in order to compare EWR to state-of-the-art approaches for unlearning undesired behaviour, which we adapt to faithful dialogue generation. In addition to CaPE and task arithmetic described in Section 2, we list a series of further baselines in Section 4.2. Crucially, EWR can be deployed independently as well as *on top of* several of them.

All experiments are implemented using the Huggingface transformers library (Wolf et al., 2020) and all models are initialised with publicly available Flan-T5 checkpoints (Longpre et al., 2023), which we have found to perform substantially better than previously introduced encoder-decoder models like BART (Lewis et al., 2020) or T5 (Raffel et al., 2020). We organise our experiments using the Sisyphus (Peter et al., 2018) workflow manager and release config files to reproduce our results. All baseline models, with the exception of Quark which we train for 5 epochs, are trained for 10 epochs using an initial learning rate of  $6.25e-5$ , linear learning rate decay without warmup, and a batch size of 32. We evaluate the models after each epoch on a held-out validation set and pick the model with the smallest validation loss. On the other hand, the expert and anti-expert models are only trained for 5 epochs to not diverge too far from initialisation: see Section 3.1 for details on their training procedures. We use beam search with a beam size of 10 for decoding.

### 4.1 Datasets

We evaluate EWR on Wizard-of-Wikipedia (Dinan et al., 2019, WoW), an open-domain dataset for information-seeking dialogue where turns are grounded on Wikipedia snippets, and which contains a *seen* and an *unseen* split. Furthermore, we rely on the DSTC9 (Kim et al., 2020) extension of MultiWoZ 2.1 (Eric et al., 2020), where the original dialogues were augmented by turns that require grounding not only on structured databases but also on unstructured short FAQ documents. This dataset allows us to evaluate task-oriented settings where the existence of hallucinations may prove fatal, as users receive incorrect information. Finally, we run

experiments on DSTC11<sup>4</sup>, a further extension of DSTC9 with customer reviews indicating subjective knowledge, to evaluate multi-domain settings, and FaithDial (Dziri et al., 2022a), which contains a de-hallucinated subset of WoW, for ablations.

### 4.2 Baselines

**CTRL** (Keskar et al., 2019) introduces a sequence of control tokens  $\mathbf{c}$  that are used to steer the model towards desirable behaviour:

$$p(u_{T+1} | u_1^T, \hat{\mathcal{K}}, \mathbf{c}) \quad (11)$$

Rashkin et al. (2021b) adapt the model in Equation (11) to document-grounded dialogue by introducing *entailment*, *lexical overlap* and *first-person* tokens, of which we employ the first two. Entailment indicates whether the response is entailed by the documents, judged by an MNLI model, and lexical overlap splits the responses into three buckets according to low, medium, and high lexical overlap. At training time, CTRL is trained on examples from all three buckets as well as both entailment and non-entailment examples. At inference time, the generation is conditioned on tokens for entailment and high-overlap to promote faithfulness.

**Quark** (Lu et al., 2022) provides a way of unlearning undesirable behaviour by repeatedly sampling from the model after each epoch, quantising the utility of each sample, and then conditioning on a reward token according to the quantised utility in training. When decoding, the desirable tokens are used to condition the model, analogously to CTRL. Noting this similarity, we therefore employ the same tokens as in CTRL, which allows for a direct comparison between these methods.

**DExperts** (Liu et al., 2021), akin to our methods, makes use of an expert and anti-expert model in order to steer generations towards desirable behaviour. However, instead of combining models in *parameter space*, the models are combined at inference time by weighting probabilities with the ratio of the densities of the expert and anti-expert:

$$p(u_{T+1} | u_1^T, \hat{\mathcal{K}}) \propto p_{\theta_E}(u_{T+1} | u_1^T, \hat{\mathcal{K}}) \cdot \frac{p_{\theta_E}(u_{T+1} | u_1^T, \hat{\mathcal{K}})}{p_{\theta_{AE}}(u_{T+1} | u_1^T, \hat{\mathcal{K}})} \quad (12)$$

Intuitively, tokens with high expert probability are encouraged, whereas tokens with high anti-expert probability are discouraged.

<sup>4</sup><https://dstc11.dstc.community>

| Model                    | WoW <sub>seen</sub> |              |              |                    |             |             | DSTC9       |                 |                    |                    |                    |                    |              |                    |              |
|--------------------------|---------------------|--------------|--------------|--------------------|-------------|-------------|-------------|-----------------|--------------------|--------------------|--------------------|--------------------|--------------|--------------------|--------------|
|                          | BLEU(↑)             | BERT F1(↑)   | Critic(↓)    | Q <sup>2</sup> (↑) | BERT F1(↑)  | F1(↑)       | Density(↓)  | BLEU(↑)         | BERT F1(↑)         | Critic(↓)          | Q <sup>2</sup> (↑) | BERT F1(↑)         | F1(↑)        | Density(↓)         |              |
|                          | (y, $\hat{y}$ )     |              |              | (y, $\hat{K}$ )    |             |             |             | (y, $\hat{y}$ ) |                    |                    | (y, $\hat{K}$ )    |                    |              |                    |              |
| Flan-T5 <sub>base</sub>  | 18.5                | <b>65.2</b>  | 24.3         | 76.2               | 84.4        | 78.6        | 12.4        | 18.5            | 72.2               | 6.2                | 62.3               | 61.3               | 45.2         | 1.73               |              |
|                          | 19.1                | 64.9         | 19.4         | 75.9               | 82.2        | 74.4        | 11.1        | 18.5            | 72.1               | 2.5                | 79.6               | 63.6               | 53.9         | 2.80               |              |
|                          | + EWR               | 18.1 (↓-0.4) | 64.4 (↓-0.8) | 18.1 (↓-6.2)       | 78.0 (↑1.8) | 86.2 (↑1.8) | 80.8 (↑2.2) | 13.5 (↑1.1)     | <b>20.0</b> (↑1.5) | 72.3 (↑0.1)        | 4.3 (↓-1.9)        | 78.4 (↑16.1)       | 64.4 (↑3.1)  | 55.6 (↑10.4)       | 3.22 (↑1.49) |
|                          | CaPE                | 18.8         | 64.8         | 13.2               | 78.2        | 83.7        | 75.9        | 11.2            | 17.3               | 71.8               | 2.3                | 72.5               | 63.3         | 52.6               | 2.63         |
|                          | + EWR               | 19.0 (↑0.2)  | 64.3 (↓-0.5) | 9.4 (↓-3.8)        | 78.7 (↑0.5) | 88.2 (↑4.5) | 83.0 (↑7.1) | 13.6 (↑2.4)     | 16.7 (↓-0.6)       | 71.9 (↑0.1)        | 2.6 (↑0.3)         | 79.2 (↑6.7)        | 64.3 (↑1.0)  | 54.0 (↑1.4)        | 2.76 (↑0.13) |
| CTRL                     | <b>19.5</b>         | 64.8         | 10.3         | 83.9               | 87.8        | 82.3        | 13.9        | 17.6            | 71.8               | 5.3                | 79.8               | 64.5               | 57.8         | 3.30               |              |
|                          | + TA                | 19.3         | 64.7         | 8.9                | 82.7        | 87.0        | 81.2        | 13.0            | 18.0               | 71.9               | 1.2                | <b>89.5</b>        | <b>66.5</b>  | <b>63.6</b>        | 4.53         |
|                          | + EWR               | 18.4 (↓-0.8) | 63.7 (↓-1.1) | <b>5.7</b> (↓-4.6) | 86.8 (↑2.9) | 91.3 (↑3.5) | 87.7 (↑5.4) | 16.3 (↑2.4)     | 19.4 (↑1.7)        | 72.3 (↑0.5)        | 2.3 (↓-3.0)        | 85.3 (↑5.5)        | 65.5 (↑1.0)  | 60.6 (↑2.8)        | 3.80 (↑0.5)  |
| DExperts                 | 18.0                | 64.3         | 14.8         | 79.6               | 87.0        | 82.2        | 14.3        | 17.1            | 71.5               | 2.9                | 74.9               | 63.6               | 55.7         | 2.83               |              |
| Quark                    | 17.2                | 63.6         | 7.9          | <b>91.9</b>        | <b>92.6</b> | <b>90.2</b> | 18.6        | 19.0            | 72.5               | 5.7                | 73.1               | 62.7               | 49.8         | 2.03               |              |
| Noisy Channel            | 18.4                | 64.8         | 24.0         | 78.6               | 85.0        | 79.8        | 13.1        | 18.6            | 72.5               | 5.1                | 67.1               | 62.7               | 48.4         | 2.18               |              |
| Flan-T5 <sub>large</sub> | 18.6                | <b>65.5</b>  | 26.7         | 77.8               | 83.8        | 77.5        | 12.3        | 18.6            | 72.2               | 6.9                | 64.0               | 61.2               | 44.7         | 1.81               |              |
|                          | + TA                | 19.1         | 65.1         | 16.7               | 80.2        | 84.6        | 77.8        | 12.6            | 19.0               | 72.6               | 3.7                | 74.3               | 64.4         | 55.6               | 3.50         |
|                          | + EWR               | 17.3 (↓-1.3) | 64.2 (↓-1.3) | 16.9 (↓-9.8)       | 80.3 (↑2.5) | 88.3 (↑4.5) | 83.9 (↑6.4) | 14.9 (↑2.6)     | 19.1 (↑0.5)        | <b>72.8</b> (↑0.6) | 2.8 (↓-4.1)        | 83.8 (↑19.8)       | 64.8 (↑3.6)  | 57.3 (↑12.6)       | 3.48 (↑1.67) |
|                          | CaPE                | 19.0         | 65.1         | 13.0               | 79.5        | 83.7        | 75.4        | 11.3            | 17.2               | 72.2               | 4.3                | 73.3               | 64.4         | 53.2               | 2.82         |
|                          | + EWR               | 18.2 (↓-0.8) | 64.1 (↓-1.0) | 9.3 (↓-3.7)        | 80.4 (↑0.9) | 89.4 (↑5.7) | 84.9 (↑9.5) | 15.2 (↑3.9)     | 16.2 (↓-1.0)       | 71.6 (↓-0.6)       | 1.1 (↓-3.2)        | 74.9 (↑1.6)        | 64.1 (↓-0.3) | 54.1 (↑0.9)        | 3.00 (↑0.18) |
| CTRL                     | <b>19.8</b>         | 65.2         | 11.3         | 82.0               | 87.3        | 81.5        | 13.4        | <b>19.5</b>     | <b>72.8</b>        | 6.8                | 77.4               | 63.8               | 52.7         | 2.73               |              |
|                          | + TA                | 19.2         | 64.9         | 7.2                | 84.3        | 86.8        | 80.6        | 13.0            | 19.3               | 72.7               | 2.6                | 79.3               | <b>65.9</b>  | 57.5               | 3.37         |
|                          | + EWR               | 18.6 (↓-1.2) | 64.3 (↓-0.9) | <b>7.0</b> (↓-4.3) | 85.8 (↑5.4) | 90.5 (↑3.2) | 86.8 (↑5.3) | 16.8 (↑3.4)     | 18.1 (↓-1.4)       | 72.7 (↓-0.1)       | <b>0.8</b> (↓-6.0) | <b>84.3</b> (↑6.9) | 65.2 (↑1.4)  | <b>59.5</b> (↑6.8) | 3.83 (↑1.1)  |
|                          | DExperts            | 18.3         | 64.7         | 17.9               | 79.8        | 81.7        | 71.4        | 12.7            | 18.2               | 72.2               | 4.2                | 70.5               | 63.9         | 54.9               | 2.78         |
| Quark                    | 18.0                | 64.0         | 9.1          | <b>91.4</b>        | <b>91.2</b> | <b>88.1</b> | 16.9        | 20.3            | 73.3               | 6.0                | 74.7               | 64.9               | 54.3         | 3.09               |              |
| Noisy Channel            | 18.8                | 65.1         | 22.3         | 77.2               | 85.5        | 80.2        | 13.3        | 18.4            | 72.3               | 6.1                | 67.2               | 62.2               | 47.4         | 2.20               |              |

Table 1: Main results on the WoW<sub>seen</sub> and DSTC9 datasets indicating: i) performance in dialogue generation comparing true  $\hat{y}$  and predicted  $y$  responses (BLEU and BERT F1); ii) faithfulness between predicted response  $\hat{y}$  and gold-truth knowledge  $\hat{K}$  (Critic, Q<sup>2</sup>, BERT F1, F1); 3) abstractiveness (Density). We report several baselines adapted for faithful generation and show how Task Arithmetic (TA) and Elastic Weight Removal (EWR, ours) can be deployed on top of vanilla pre-trained models, like Flan-T5, or on top of other methods like CaPE and CTRL. We indicate relative improvements in green and relative degradations in red with a down arrow.

We use the same expert and anti-expert models as in CaPE to fairly compare both methods.

**Noisy Channel Model** (Daheim et al., 2022) introduces a noisy channel model for document-grounded dialogue, where the model is split into two factors:

$$p(\hat{K} | u_1^T, u_{T+1}) \cdot p(u_{T+1} | u_1^T), \quad (13)$$

where both components can be seen as a faithfulness and fluency expert, respectively. We use their reranking method to rescore generations obtained from our baseline models.

### 4.3 Metrics

We measure the lexical similarity of the generated responses with their ground-truth annotations through the sacrebleu (Post, 2018) implementation of BLEU (Papineni et al., 2002). Furthermore, we score the semantic similarity of the generated response with both the ground-truth response and the grounding documents through BERTScore (Zhang\* et al., 2020).<sup>5</sup> Additionally, we employ the hallucination critic introduced by Dziri et al. (2022a)<sup>6</sup>, a re-implementation of the QA-QG-based Q<sup>2</sup> metric (Honovich et al., 2021), as well as token-level F1 to further evaluate faithfulness.

To measure abstractiveness, we use the *Density* metric (Grusky et al., 2018), which indicates the

average squared length of extractive snippets from  $\hat{K}$  in  $u_{T+1}$  such that a lower density indicates less copying.

## 5 Results

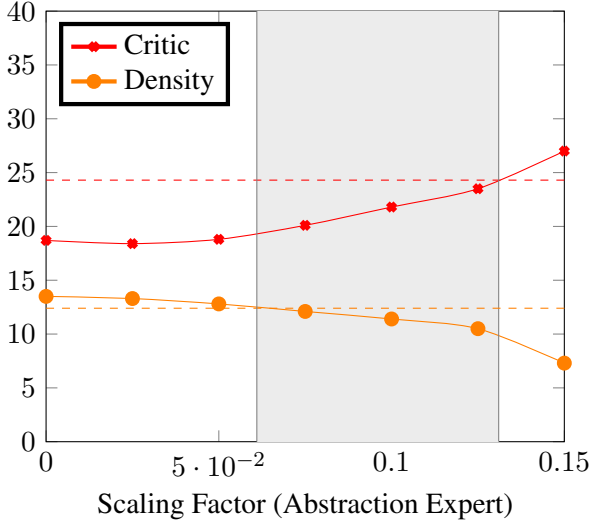
This section is structured as follows. We first introduce our main results on Wizard-of-Wikipedia and DSTC9 in Section 5.1. Then, we characterise trade-offs between faithfulness and abstractiveness in Section 5.2 before discussing the controllability of model interpolation in Section 5.3. Finally, we discuss ablations on various datasets, such as multi-document settings, in Section 5.4. Later on, in Section 6 we report human evaluation results.

### 5.1 Main Results on Faithfulness

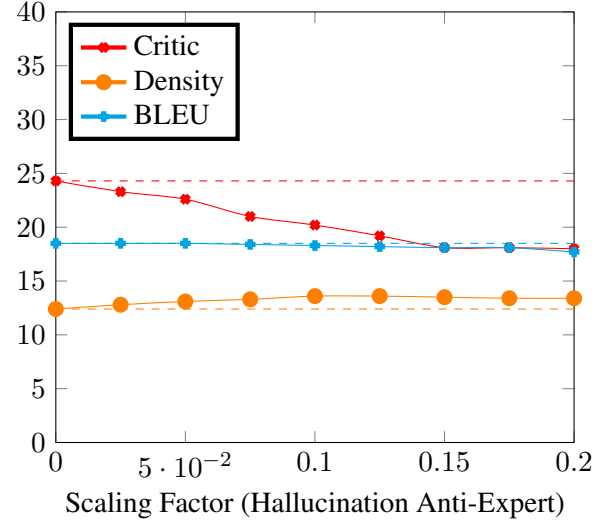
We start by focusing on results for de-hallucinated models in Table 1. These confirm the intuition that using anti-experts to construct negative parameter sets for hallucination and subtracting them from dialogue models can indeed improve faithfulness at minimal degradation in other metrics. We observe that EWR generally increases faithfulness according to all metrics when applied to various base models, sometimes by a large margin. Furthermore, EWR tends to yield more significant increases than Task Arithmetic, which in some metrics, especially BERT and token-level F1, does not outperform its corresponding base models. Using EWR on top of CTRL, we obtain state-of-the-art results in terms

<sup>5</sup>We make use of the *deberta-large-mnli* checkpoint.

<sup>6</sup><https://huggingface.co/McGill-NLP/roberta-large-faithcritic>.



(a) Faithfulness–Abtractiveness Trade-Off



(b) Faithfulness–Performance Trade-Off

Figure 2: Metrics for EWR on top of Flan-T5<sub>base</sub> on the seen test split of WoW. (a) Varying the influence of the abstraction expert model gives control over the trade-off between faithfulness and abstractiveness, when fixing the scaling factor of the hallucination anti-expert. Dashed lines indicate baseline Flan-T5<sub>base</sub> performance and grey shading improvements over it in terms of both criteria. (b) Using only the hallucination anti-expert, varying the scaling factor again shows a decrease in Critic score but also an increase in Density and a slight decline in BLEU.

of faithfulness and sometimes are even able to outperform strong baselines like Quark.

While an additional faithfulness expert in CaPE generally improves over using only an anti-expert, we observe fast degradation in terms of BLEU and BertScore on DSTC9. This stems from the comparatively small size of the expert training set after partitioning the dataset.

Moreover, all baselines that we adapt to promote faithfulness indeed hallucinate less according to automatic metrics. CTRL and Quark perform strongly, confirming the effectiveness of control tokens and *iteratively* applying them by sampling from the model during training. Inference-time model combination with both DExperts and noisy channel reranking is mostly outperformed by EWR, Task Arithmetic, and CaPE, except for Flan-T5<sub>base</sub> on WoW. This is significant, as our models also incur no overhead at inference time and have fewer parameters (DExperts and the noisy channel reranking triple their number). Nevertheless, we need to note that the performance of the noisy channel model increases with its beam size, which is kept identical for all methods in our experiments for comparability.

All methods improve faithfulness across model sizes, using both the base Flan-T5 model with 250M parameters and the large model with 780M parameters. Contrary to our expectations, however,

the larger model often does not improve over the smaller counterpart notwithstanding it boasts thrice the parameter count.

Furthermore, our trends differ slightly across datasets. The gains of CTRL and Quark are much more conspicuous in WoW than DSTC9. We attribute this to the fact that in DSTC9, the ground-truth documents contain FAQs. In these cases, the question might not be as important for the control tokens. Gold responses contain follow-up questions at every turn, as the system simulates a customer service agent. This might decrease the effectiveness of tokens, especially for lexical overlap and might also affect automatic metrics. This hints at the potential for future work to devise better methods of creating control tokens.

Nevertheless, our results in Table 1 also illustrate that increased faithfulness comes at the cost of increased extractiveness, as described by the Density metric. We investigate this phenomenon further in the following subsection.

## 5.2 Faithfulness–Abtractiveness Trade-Off

As our main experiments show that the improvements in faithfulness using EWR incur an increase in extractiveness, we now outline experiments using an additional abstractiveness expert to reduce this effect. The results are highlighted in 2 (a) when fixing the influence of the hallucination anti-expert



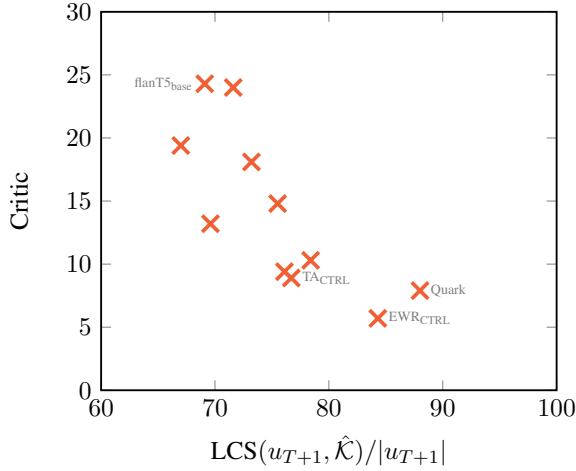


Figure 3: Improvements in faithfulness (measured by Critic) tend to incur an increase in extractiveness (measured by LCS) on WoW.

and varying the one of the abstractiveness expert on WoW using a Flan-T5<sub>base</sub> model. From the plot, it emerges that we can indeed control the *trade-off* between faithfulness and abstractiveness and improve over the baseline in both dimensions, in the interval indicated by the greyed area.

To further quantify this trade-off, which has also been described in related works (Daheim et al., 2022; Aksitov et al., 2023; Dziri et al., 2022a), we make use of the ratio of the length of the longest common subsequence between  $u_{T+1}$  and  $\hat{K}$  and the length of  $u_{T+1}$  (LCS), which corresponds to the precision term in ROUGE-L (Lin, 2004). We plot this dependency in Figure 3 for models based on Flan-T5<sub>base</sub> on the seen split of WoW. Comparing LCS against the Critic metric, there is a clear trend towards more extractiveness with increased faithfulness. Nevertheless, a better Critic score does not always imply an increase in LCS. For example, EWR<sub>CTRL</sub> outperforms Quark in terms of both metrics in this experiment.

### 5.3 Scaling Factors & Controllability

Next, we assess how much control EWR gives over faithfulness scores within an acceptable range of BLEU, which measures performance. Figure 2 (b) highlights that there is indeed a large region of factors along which faithfulness constantly improves within a narrow range of BLEU scores, supporting the ideas of connected low loss regions (Ainsworth et al., 2023). However, density increases with faithfulness, which corresponds to the trade-off we identified previously in Section 5.2.

| Model                   | BLEU(↑)<br>( $y, \hat{y}$ ) | BERT F1(↑)   | Critic(↓)    | $Q^2$ (↑)    | BERT F1(↑)<br>( $y, \hat{K}$ ) | F1(↑)       |
|-------------------------|-----------------------------|--------------|--------------|--------------|--------------------------------|-------------|
| WoW <sub>unseen</sub>   |                             |              |              |              |                                |             |
| Flan-T5 <sub>base</sub> | 18.1                        | 65.1         | 22.7         | 74.0         | 84.8                           | 78.7        |
| + Task Arithmetic       | 18.8                        | 64.7         | 19.2         | 75.7         | 82.8                           | 75.0        |
| + EWR                   | 17.4 (↓-0.7)                | 64.4 (↓-0.7) | 17.7 (↓-5.0) | 78.4 (↑4.4)  | 86.9 (↑2.1)                    | 81.6 (↑2.9) |
| DSTC11                  |                             |              |              |              |                                |             |
| Flan-T5 <sub>base</sub> | 7.9                         | 62.4         | 76.6         | 49.7         | 54.6                           | 37.1        |
| + Task Arithmetic       | 8.0                         | 62.5         | 60.0         | 51.0         | 59.9                           | 43.6        |
| + EWR                   | 9.6 (↑1.7)                  | 64.2 (↑1.8)  | 41.1 (↓35.5) | 57.3 (↑7.6)  | 60.0 (↑5.4)                    | 38.6 (↑1.5) |
| FaithDial               |                             |              |              |              |                                |             |
| Flan-T5 <sub>base</sub> | 15.1                        | 69.6         | 0.3          | 66.4         | 80.9                           | 73.7        |
| + Task Arithmetic       | 15.3                        | 69.5         | 0.1          | 57.5         | 77.3                           | 67.6        |
| + EWR                   | 14.9 (↓-0.2)                | 70.1 (↑0.5)  | 0.1 (↓-0.2)  | 66.4 (↓-0.0) | 81.7 (↑0.8)                    | 75.0 (↑1.3) |

Table 2: EWR also improves faithfulness in a range of other settings, namely on unseen topics (WoW<sub>unseen</sub>), multi-document corpora (DSTC11), and datasets with cleaned ground-truth annotations (FaithDial).

### 5.4 Generalisation to Additional Datasets

In this section, we aim to study the performance of EWR in challenging settings, namely on: i) unseen topics that require significant generalization (WoW<sub>unseen</sub>), ii) multi-document corpora (DSTC11), and iii) cleaned training and test data that does not contain hallucinations in ground-truth annotations (FaithDial). We report the results in Table 2.

In summary, we observe the following: 1) EWR shows improvements over all settings, especially in terms of generalizing to unseen topics and in a multi-document setting, indicating that it is robust and generalises to multiple domains. Furthermore, we can even improve faithfulness metrics when training and evaluating on the cleaned FaithDial dataset. 2) Task Arithmetic can improve results on a multi-document setting and some metrics on the unseen set but fails to improve BERT F1 and F1 on WoW<sub>unseen</sub> and FaithDial.

## 6 Human Evaluation

In addition to the automatic evaluation, we conduct a human evaluation on both WoW and DSTC9 with the help of three expert annotators<sup>7</sup>, using the Attributable to Interpretable Source (AIS) framework (Rashkin et al., 2021a). First, we ask them to score responses as attributable (A) only if all their content can be attributed to an interpretable source in the given context, i.e., the knowledge that grounds the dialogue response. Furthermore, we ask annotators to rate cooperativeness (C), i.e. the ability of the model to connect with and follow up on user turns, on a 3-point Likert scale. Here, 1 indicates a response that does not cooperate with the dialogue, 2 a response that brings the dialogue forward, and 3 a response that acknowledges the previous utterances and responds with a follow-up

<sup>7</sup>All annotators are graduate students in NLP.

question. Lastly, annotators rate paraphrasing (P) on a binary scale, where 2 indicates that the knowledge is paraphrased non-trivially and 1 indicates substantial copying.

| Model                   | WoW               |       |       | DSTC9             |       |       |
|-------------------------|-------------------|-------|-------|-------------------|-------|-------|
|                         | A (↑)             | C (↑) | P (↑) | A (↑)             | C (↑) | P (↑) |
| Flan-T5 <sub>base</sub> | 72.3              | 1.74  | 1.19  | 89.7              | 2.83  | 1.71  |
| EWR <sub>abs</sub>      | 75.1              | 1.62  | 1.25  | 94.7*             | 2.41  | 1.49  |
| CTRL                    | 85.5*             | 1.58  | 1.12  | 94.7*             | 2.72  | 1.42  |
| TA <sub>CTRL</sub>      | 88.8*             | 1.58  | 1.16  | 97.0*             | 2.63  | 1.40  |
| EWR <sub>CTRL</sub>     | 96.8 <sup>†</sup> | 1.50  | 1.08  | 98.0 <sup>†</sup> | 2.50  | 1.36  |
| Quark                   | 93.1 <sup>†</sup> | 1.51  | 1.05  | 86.0              | 2.89  | 1.66  |

Table 3: Human evaluation on 218 examples annotated by 3 expert annotators each. We measure attributability (A), Co-cooperativeness (C), and the amount of paraphrasing (P). \* indicates significant improvements wrt. Flan-T5<sub>base</sub> and <sup>†</sup> also wrt. to the next best method with  $p < 0.05$ .

Table 3 shows the results obtained from the annotators for the A, C, and P categories with agreements of 0.61, 0.51, 0.53, respectively, in terms of Fleiss’  $\kappa$ . Generally, we observe that human evaluation results for attributability (A) confirm the results based on automatic faithfulness metrics as they display similar patterns. In particular, all methods improve over vanilla Flan-T5, with CTRL and Quark performing similarly on average and outperforming each other on the two different datasets. Task Arithmetic and EWR give improvements over CTRL on both datasets, corroborating our intuition that subtracting anti-expert task vectors for hallucination improves faithfulness. Most notably, EWR<sub>CTRL</sub> improves over all other methods, including Task Arithmetic and Quark, by a statistically significant margin in human evaluation.

However, our results also confirm the trade-off between faithfulness and both paraphrasing (which reflects abstractiveness) and cooperativeness. In fact, increased attributability leads to a decrease in both other criteria. Nevertheless, we can conclude that EWR with an abstraction expert, labelled EWR<sub>abs</sub>, improves both paraphrasing on WoW and attributability on both datasets compared to vanilla Flan-T5. While EWR<sub>abs</sub> does not outperform this baseline in paraphrasing on DSTC9, we believe that this stems from the way the expert dataset  $\mathcal{D}^E$  is constructed. As the ground-truth responses in DSTC9 contain longer follow-up questions, it is likely that density-based binning does not pick up nuances, such as the difference between non-paraphrased responses and follow-up questions in-

dependent from the knowledge. Future work might therefore attempt to devise better methods of data selection or augmentation for expert training.

## 7 Related Work

**Hallucination in LMs** The impressive abilities of LMs are offset by the potential for generating entirely false text, as they lack an understanding of what is factual and what is not (Ji et al., 2022; Bang et al., 2023; Qin et al., 2023; Choi et al., 2023; Thoppilan et al., 2022). Consequently, there is an increasing interest in the NLP community to tackle the problem of hallucination in knowledge-grounded neural language generation (Ji et al., 2022). This issue encompasses several tasks such as data-to-text generation (Wiseman et al., 2017; Parikh et al., 2020), machine translation (Raunak et al., 2021; Wang and Sennrich, 2020), summarisation (Durmus et al., 2020; Kang and Hashimoto, 2020), generative question answering (Li et al., 2021), and dialogue generation (Dziri et al., 2021, 2022c; Rashkin et al., 2021b; Daheim et al., 2022). These studies aim to address the issue of hallucination by either developing automatic metrics to detect it (Wiseman et al., 2017), or by identifying potential causes such as out-of-domain generalisation, noisy training data, and exposure bias resulting from maximum likelihood estimation (MLE) training (Kang and Hashimoto, 2020; Raunak et al., 2021; Wang and Sennrich, 2020; Dziri et al., 2021).

**Hallucination in Neural Dialogue Models** The issue of hallucinations in knowledge-grounded neural dialogue generation has been studied intensively recently (Roller et al., 2021; Shuster et al., 2021; Dziri et al., 2021, 2022a; Razumovskaia et al., 2022; Daheim et al., 2022). Existing approaches mainly focus on addressing hallucinations by engineering loss functions or enforcing consistency constraints. For example, conditioning generation on control tokens (Rashkin et al., 2021b), learning a token-level hallucination critic to detect and replace problematic entities (Dziri et al., 2021), or incorporating a module to retrieve relevant knowledge (Shuster et al., 2021). However, they are susceptible to replicating or even amplifying the noise present in the training data. Recent research by Dziri et al. (2022b) indicated that over 60% of three commonly used dialogue benchmarks are prone to hallucination, which affects even by models designed to increase faithfulness and creativity. To address this issue, Dziri et al. (2022a) proposed

a hallucination-free dialogue benchmark, where hallucinated responses were re-annotated.

**Controllable text generation** Previous works have examined various controllable techniques aimed primarily at minimising toxicity and sentiment-controlled generation. Liu et al. (2021) proposed DExperts which involves combining a pre-trained language model with expert and anti-expert language models that respectively model text with desirable and undesirable attributes. Lu et al. (2022) introduced an RL-based algorithm to unlearn misalignments by optimising a reward function that quantifies unwanted properties, while staying close to the original model. Ilharco et al. (2023) proposed applying arithmetic operations on the model weights to unlearn negative properties. To ensure dialogues are faithful, other works borrow from the use of control-code-style input tokens, as seen in models like CTRL (Keskar et al., 2019; Rashkin et al., 2021b) and the LFT model (Niu and Bansal, 2018). Although controllable generation has been previously used to improve qualities such as engagement in open-ended dialogue data (See et al., 2019), our work is focused on knowledge-grounded dialogues with the aim of increasing response faithfulness and creativity.

**Fisher Information Matrix** EWR differs from previous work using Fisher Information in various respects. In particular, contrary to Elastic Weight Consolidation (Kirkpatrick et al., 2017), where the Fisher is used as a prior for regularisation during training, we only make use of the Fisher *after* completing training to combine the pre-trained model with (anti-)experts. We furthermore differ from Fisher-weighted model averaging (Matena and Raffel, 2022) as we do not merge separate models trained on different tasks but rather *task vectors*, which consist of changes between initialisation and fine-tuning and can be incapable of producing meaningful generations *per se*. Moreover, we consider merging *negative* experts similar to the task arithmetic framework.

## 8 Conclusion & Future Work

In this paper, we introduced Elastic Weight Removal (EWR), a novel method for reducing undesirable behaviours and encouraging positive behaviours in conditional language generation. In particular, we create vectors of differences between pre-trained models and (anti-)expert mod-

els fine-tuned on examples of negative or positive behaviours. These vectors of differences are subtracted from or added to pre-trained models, similar to task arithmetic, but also weighted according to their corresponding Fisher Information.

We show how EWR reduces hallucinations in document-grounded dialogue response generation across multiple datasets, including information-seeking dialogue (WoW) and task-oriented dialogue (DSTC9). Based on automated metrics and human evaluation, EWR improves faithfulness over multiple baselines, most notably task arithmetic. In addition, we compare EWR with a series of state-of-the-art methods for unlearning negative behaviours that we adapt for faithful dialogue response generation. We find that EWR outperforms other methods like DExperts or Noisy Channel reranking and obtains complementary improvements on others, such as CTRL, to achieve results that are competitive with Quark. Our ablations show that these improvements hold in other, challenging settings, where topics are unseen during training, the ground-truth knowledge consists of multiple documents, or the training data is already stripped of hallucinations.

Moreover, we note through extensive ablations that faithfulness comes at the expense of abstraction. Therefore, we outline how an abstraction expert can be combined with the hallucination anti-expert to promote responses that are simultaneously more faithful *and* abstractive than the baseline.

The significance of the present work, arguably, is that it outlines a previously unexplored way of promoting faithfulness in document-grounded dialogue by using experts and anti-experts not at inference time—and thereby incurring significant overhead—but rather to navigate the parameter space in order to obtain an improved array of parameters without altering the model architecture.

This opens up many potential areas for future work, such as evaluating EWR in other domains (such as retrieval-augmented models) or removing further dimensions (such as toxicity and redundancy) to afford better control over the generations of dialogue models. Moreover, in the case of document-grounded dialogue, another line of research is developing more sophisticated data augmentation techniques to create data for expert and anti-expert training.

## Acknowledgements

This project has received funding by the German Federal Ministry of Education and Research and the Hessian Ministry of Higher Education, Research, Science and the Arts within their joint support of the National Research Center for Applied Cybersecurity ATHENE.

## References

- Samuel Ainsworth, Jonathan Hayase, and Siddhartha Srinivasa. 2023. [Git re-basin: Merging models modulo permutation symmetries](#). In *The Eleventh International Conference on Learning Representations*.
- Renat Aksitov, Chung-Ching Chang, David Reitter, Siamak Shakeri, and Yun-Hsuan Sung. 2023. [Characterizing attribution and fluency tradeoffs for retrieval-augmented large language models](#). *CoRR*, abs/2302.05578.
- Shun-ichi Amari. 1998. [Natural Gradient Works Efficiently in Learning](#). *Neural Computation*, 10(2):251–276.
- Alan Ansell, Edoardo Ponti, Anna Korhonen, and Ivan Vulić. 2022. [Composable sparse fine-tuning for cross-lingual transfer](#). In *Proceedings of the 60th Annual Meeting of the Association for Computational Linguistics (Volume 1: Long Papers)*, pages 1778–1796, Dublin, Ireland. Association for Computational Linguistics.
- Yejin Bang, Samuel Cahyawijaya, Nayeon Lee, Wenliang Dai, Dan Su, Bryan Wilie, Holy Lovenia, Ziwei Ji, Tiezheng Yu, Willy Chung, Quyet V. Do, Yan Xu, and Pascale Fung. 2023. [A multitask, multilingual, multimodal evaluation of ChatGPT on reasoning, hallucination, and interactivity](#). *CoRR*, abs/2302.04023.
- Jonathan H Choi, Kristin E Hickman, Amy Monahan, and Daniel Schwarcz. 2023. ChatGPT goes to law school. *Available at SSRN*.
- Prafulla Kumar Choubey, Alexander R. Fabbri, Jesse Vig, Chien-Sheng Wu, Wenhao Liu, and Nazneen Fatema Rajani. 2021. [CaPE: Contrastive parameter ensembling for reducing hallucination in abstractive summarization](#).
- Nico Daheim, David Thulke, Christian Dugast, and Hermann Ney. 2022. [Controllable factuality in document-grounded dialog systems using a noisy channel model](#). In *Findings of the Association for Computational Linguistics: EMNLP 2022*, pages 1365–1381, Abu Dhabi, United Arab Emirates. Association for Computational Linguistics.
- Emily Dinan, Stephen Roller, Kurt Shuster, Angela Fan, Michael Auli, and Jason Weston. 2019. [Wizard of wikipedia: Knowledge-powered conversational agents](#). In *International Conference on Learning Representations*.
- Esin Durmus, He He, and Mona Diab. 2020. [FEQA: A question answering evaluation framework for faithfulness assessment in abstractive summarization](#). In *Proceedings of the 58th Annual Meeting of the Association for Computational Linguistics*, pages 5055–5070, Online. Association for Computational Linguistics.
- Nouha Dziri, Ehsan Kamalloo, Sivan Milton, Osmar Zaiane, Mo Yu, Edoardo M. Ponti, and Siva Reddy. 2022a. [FaithDial: A Faithful Benchmark for Information-Seeking Dialogue](#). *Transactions of the Association for Computational Linguistics*, 10:1473–1490.
- Nouha Dziri, Andrea Madotto, Osmar Zaiane, and Avishek Joey Bose. 2021. [Neural path hunter: Reducing hallucination in dialogue systems via path grounding](#). In *Proceedings of the 2021 Conference on Empirical Methods in Natural Language Processing*, pages 2197–2214, Online and Punta Cana, Dominican Republic. Association for Computational Linguistics.
- Nouha Dziri, Sivan Milton, Mo Yu, Osmar Zaiane, and Siva Reddy. 2022b. [On the origin of hallucinations in conversational models: Is it the datasets or the models?](#) In *Proceedings of the 2022 Conference of the North American Chapter of the Association for Computational Linguistics: Human Language Technologies*, pages 5271–5285, Seattle, United States. Association for Computational Linguistics.
- Nouha Dziri, Hannah Rashkin, Tal Linzen, and David Reitter. 2022c. [Evaluating attribution in dialogue systems: The BEGIN benchmark](#). *Transactions of the Association for Computational Linguistics*, 10:1066–1083.
- Mihail Eric, Rahul Goel, Shachi Paul, Abhishek Sethi, Sanchit Agarwal, Shuyang Gao, Adarsh Kumar, Anuj Goyal, Peter Ku, and Dilek Hakkani-Tur. 2020. [MultiWOZ 2.1: A consolidated multi-domain dialogue dataset with state corrections and state tracking baselines](#). In *Proceedings of the Twelfth Language Resources and Evaluation Conference*, pages 422–428, Marseille, France. European Language Resources Association.
- Yingbo Gao, Christian Herold, Zijian Yang, and Hermann Ney. 2022. [Revisiting checkpoint averaging for neural machine translation](#). In *Findings of the Association for Computational Linguistics: ACL-IJCNLP 2022*, pages 188–196, Online only. Association for Computational Linguistics.
- Max Grusky, Mor Naaman, and Yoav Artzi. 2018. [Newsroom: A dataset of 1.3 million summaries with diverse extractive strategies](#). In *Proceedings of the 2018 Conference of the North American Chapter of*



- the Association for Computational Linguistics: Human Language Technologies, Volume 1 (Long Papers)*, pages 708–719, New Orleans, Louisiana. Association for Computational Linguistics.
- Nuno Miguel Guerreiro, Pierre Colombo, Pablo Piantanida, and André F. T. Martins. 2022. [Optimal transport for unsupervised hallucination detection in neural machine translation](#). *CoRR*, abs/2212.09631.
- Demi Guo, Alexander Rush, and Yoon Kim. 2021. [Parameter-efficient transfer learning with diff pruning](#). In *Proceedings of the 59th Annual Meeting of the Association for Computational Linguistics and the 11th International Joint Conference on Natural Language Processing (Volume 1: Long Papers)*, pages 4884–4896, Online. Association for Computational Linguistics.
- Or Honovich, Leshem Choshen, Roei Aharoni, Ella Neeman, Idan Szpektor, and Omri Abend. 2021. [Q<sup>2</sup>: Evaluating factual consistency in knowledge-grounded dialogues via question generation and question answering](#). In *Proceedings of the 2021 Conference on Empirical Methods in Natural Language Processing (EMNLP)*. Association for Computational Linguistics.
- Gabriel Ilharco, Marco Tulio Ribeiro, Mitchell Wortsman, Ludwig Schmidt, Hannaneh Hajishirzi, and Ali Farhadi. 2023. [Editing models with task arithmetic](#). In *International Conference on Learning Representations*.
- Ziwei Ji, Nayeon Lee, Rita Frieske, Tiezheng Yu, Dan Su, Yan Xu, Etsuko Ishii, Yejin Bang, Andrea Madotto, and Pascale Fung. 2022. [Survey of hallucination in natural language generation](#). *ACM Computing Surveys*.
- Daniel Kang and Tatsunori B. Hashimoto. 2020. [Improved natural language generation via loss truncation](#). In *Proceedings of the 58th Annual Meeting of the Association for Computational Linguistics*, pages 718–731, Online. Association for Computational Linguistics.
- Nitish Shirish Keskar, Bryan McCann, Lav R. Varshney, Caiming Xiong, and Richard Socher. 2019. [CTRL: A conditional transformer language model for controllable generation](#). *CoRR*, abs/1909.05858.
- Minyoung Kim, Da Li, Shell X Hu, and Timothy Hospedales. 2022. Fisher sam: Information geometry and sharpness aware minimisation. In *International Conference on Machine Learning*, pages 11148–11161. PMLR.
- Seokhwan Kim, Mihail Eric, Karthik Gopalakrishnan, Behnam Hedayatnia, Yang Liu, and Dilek Hakkani-Tur. 2020. [Beyond domain APIs: Task-oriented conversational modeling with unstructured knowledge access](#). In *Proceedings of the 21th Annual Meeting of the Special Interest Group on Discourse and Dialogue*, pages 278–289, 1st virtual meeting. Association for Computational Linguistics.
- James Kirkpatrick, Razvan Pascanu, Neil Rabinowitz, Joel Veness, Guillaume Desjardins, Andrei A Rusu, Kieran Milan, John Quan, Tiago Ramalho, Agnieszka Grabska-Barwinska, et al. 2017. [Overcoming catastrophic forgetting in neural networks](#). *Proceedings of the national academy of sciences*, 114(13):3521–3526.
- Mike Lewis, Yinhan Liu, Naman Goyal, Marjan Ghazvininejad, Abdelrahman Mohamed, Omer Levy, Veselin Stoyanov, and Luke Zettlemoyer. 2020. [BART: Denoising sequence-to-sequence pre-training for natural language generation, translation, and comprehension](#). In *Proceedings of the 58th Annual Meeting of the Association for Computational Linguistics*, pages 7871–7880, Online. Association for Computational Linguistics.
- Chenliang Li, Bin Bi, Ming Yan, Wei Wang, and Songfang Huang. 2021. [Addressing semantic drift in generative question answering with auxiliary extraction](#). In *Proceedings of the 59th Annual Meeting of the Association for Computational Linguistics and the 11th International Joint Conference on Natural Language Processing (Volume 2: Short Papers)*, pages 942–947.
- Chin-Yew Lin. 2004. [ROUGE: A package for automatic evaluation of summaries](#). In *Text Summarization Branches Out*, pages 74–81, Barcelona, Spain. Association for Computational Linguistics.
- Alisa Liu, Maarten Sap, Ximing Lu, Swabha Swayamdipta, Chandra Bhagavatula, Noah A. Smith, and Yejin Choi. 2021. [DExperts: Decoding-time controlled text generation with experts and anti-experts](#). In *Proceedings of the 59th Annual Meeting of the Association for Computational Linguistics and the 11th International Joint Conference on Natural Language Processing (Volume 1: Long Papers)*, pages 6691–6706, Online. Association for Computational Linguistics.
- Shayne Longpre, Le Hou, Tu Vu, Albert Webson, Hyung Won Chung, Yi Tay, Denny Zhou, Quoc V. Le, Barret Zoph, Jason Wei, and Adam Roberts. 2023. [The flan collection: Designing data and methods for effective instruction tuning](#). *CoRR*, abs/2301.13688.
- Ximing Lu, Sean Welleck, Jack Hessel, Liwei Jiang, Lianhui Qin, Peter West, Prithviraj Ammanabrolu, and Yejin Choi. 2022. [QUARK: Controllable text generation with reinforced unlearning](#). In *Advances in Neural Information Processing Systems*.
- Michael S Matena and Colin Raffel. 2022. [Merging models with fisher-weighted averaging](#). In *Advances in Neural Information Processing Systems*.
- Michael McCloskey and Neal J. Cohen. 1989. [Catastrophic interference in connectionist networks: The sequential learning problem](#). In *Psychology of Learning and Motivation*, volume 24, pages 109–165. Elsevier.

- Tong Niu and Mohit Bansal. 2018. [Polite Dialogue Generation Without Parallel Data](#). *Transactions of the Association for Computational Linguistics*, 6:373–389.
- OpenAI. 2022. ChatGPT: Optimizing language models for dialogue.
- OpenAI. 2023. [GPT-4 technical report](#).
- Kishore Papineni, Salim Roukos, Todd Ward, and Wei-Jing Zhu. 2002. [Bleu: a method for automatic evaluation of machine translation](#). In *Proceedings of the 40th Annual Meeting of the Association for Computational Linguistics*, pages 311–318, Philadelphia, Pennsylvania, USA. Association for Computational Linguistics.
- Ankur Parikh, Xuezhi Wang, Sebastian Gehrmann, Manaal Faruqui, Bhuwan Dhingra, Diyi Yang, and Dipanjan Das. 2020. [ToTTo: A controlled table-to-text generation dataset](#). In *Proceedings of the 2020 Conference on Empirical Methods in Natural Language Processing (EMNLP)*, pages 1173–1186, Online. Association for Computational Linguistics.
- Razvan Pascanu and Yoshua Bengio. 2014. [Revisiting natural gradient for deep networks](#).
- Jan-Thorsten Peter, Eugen Beck, and Hermann Ney. 2018. [Sisyphus, a workflow manager designed for machine translation and automatic speech recognition](#). In *Proceedings of the 2018 Conference on Empirical Methods in Natural Language Processing: System Demonstrations*, pages 84–89, Brussels, Belgium. Association for Computational Linguistics.
- Jonas Pfeiffer, Sebastian Ruder, Ivan Vulić, and Edoardo Maria Ponti. 2023. [Modular deep learning](#).
- Edoardo M. Ponti, Ivan Vulić, Ryan Cotterell, Marinela Parovic, Roi Reichart, and Anna Korhonen. 2021. [Parameter space factorization for zero-shot learning across tasks and languages](#). *Transactions of the Association for Computational Linguistics*, 9:410–428.
- Edoardo Maria Ponti, Ivan Vulić, Ryan Cotterell, Roi Reichart, and Anna Korhonen. 2019. [Towards zero-shot language modeling](#). In *Proceedings of the 2019 Conference on Empirical Methods in Natural Language Processing and the 9th International Joint Conference on Natural Language Processing (EMNLP-IJCNLP)*, pages 2900–2910, Hong Kong, China. Association for Computational Linguistics.
- Matt Post. 2018. [A call for clarity in reporting BLEU scores](#). In *Proceedings of the Third Conference on Machine Translation: Research Papers*, pages 186–191, Brussels, Belgium. Association for Computational Linguistics.
- Chengwei Qin, Aston Zhang, Zhuosheng Zhang, Jiaao Chen, Michihiro Yasunaga, and Diyi Yang. 2023. [Is chatgpt a general-purpose natural language processing task solver?](#)
- Colin Raffel, Noam Shazeer, Adam Roberts, Katherine Lee, Sharan Narang, Michael Matena, Yanqi Zhou, Wei Li, and Peter J. Liu. 2020. [Exploring the limits of transfer learning with a unified text-to-text transformer](#). *Journal of Machine Learning Research*, 21(140):1–67.
- Hannah Rashkin, Vitaly Nikolaev, Matthew Lamm, Michael Collins, Dipanjan Das, Slav Petrov, Gaurav Singh Tomar, Iulia Turc, and David Reitter. 2021a. [Measuring attribution in natural language generation models](#). *arXiv preprint arXiv:2112.12870*.
- Hannah Rashkin, David Reitter, Gaurav Singh Tomar, and Dipanjan Das. 2021b. [Increasing faithfulness in knowledge-grounded dialogue with controllable features](#). In *Proceedings of the 59th Annual Meeting of the Association for Computational Linguistics and the 11th International Joint Conference on Natural Language Processing (Volume 1: Long Papers)*, pages 704–718, Online. Association for Computational Linguistics.
- Vikas Raunak, Arul Menezes, and Marcin Junczys-Dowmunt. 2021. [The curious case of hallucinations in neural machine translation](#). In *Proceedings of the 2021 Conference of the North American Chapter of the Association for Computational Linguistics: Human Language Technologies*, pages 1172–1183, Online. Association for Computational Linguistics.
- Evgeniia Razumovskaia, Goran Glavas, Olga Majewska, Edoardo M Ponti, Anna Korhonen, and Ivan Vulić. 2022. [Crossing the conversational chasm: A primer on natural language processing for multilingual task-oriented dialogue systems](#). *Journal of Artificial Intelligence Research*, 74:1351–1402.
- Stephen Roller, Emily Dinan, Naman Goyal, Da Ju, Mary Williamson, Yinhan Liu, Jing Xu, Myle Ott, Eric Michael Smith, Y-Lan Boureau, and Jason Weston. 2021. [Recipes for building an open-domain chatbot](#). In *Proceedings of the 16th Conference of the European Chapter of the Association for Computational Linguistics: Main Volume*, pages 300–325, Online. Association for Computational Linguistics.
- Abigail See, Stephen Roller, Douwe Kiela, and Jason Weston. 2019. [What makes a good conversation? how controllable attributes affect human judgments](#). In *Proceedings of the 2019 Conference of the North American Chapter of the Association for Computational Linguistics: Human Language Technologies, Volume 1 (Long and Short Papers)*, pages 1702–1723, Minneapolis, Minnesota. Association for Computational Linguistics.
- Kurt Shuster, Spencer Poff, Moya Chen, Douwe Kiela, and Jason Weston. 2021. [Retrieval augmentation reduces hallucination in conversation](#). In *Findings of the Association for Computational Linguistics: EMNLP 2021*, pages 3784–3803, Punta Cana, Dominican Republic. Association for Computational Linguistics.

Yi-Lin Sung, Varun Nair, and Colin A Raffel. 2021. [Training neural networks with fixed sparse masks](#). *Advances in Neural Information Processing Systems*, 34:24193–24205.

Romal Thoppilan, Daniel De Freitas, Jamie Hall, Noam Shazeer, Apoorv Kulshreshtha, Heng-Tze Cheng, Alicia Jin, Taylor Bos, Leslie Baker, Yu Du, YaGuang Li, Hongrae Lee, Huaixiu Steven Zheng, Amin Ghafouri, Marcelo Menegali, Yanping Huang, Maxim Krikun, Dmitry Lepikhin, James Qin, Dehao Chen, Yuanzhong Xu, Zhifeng Chen, Adam Roberts, Maarten Bosma, Vincent Zhao, Yanqi Zhou, Chung-Ching Chang, Igor Krivokon, Will Rusch, Marc Pickett, Pranesh Srinivasan, Laichee Man, Kathleen Meier-Hellstern, Meredith Ringel Morris, Tulsee Doshi, Renelito Delos Santos, Toju Duke, Johnny Soraker, Ben Zevenbergen, Vinodkumar Prabhakaran, Mark Diaz, Ben Hutchinson, Kristen Olson, Alejandra Molina, Erin Hoffman-John, Josh Lee, Lora Aroyo, Ravi Rajakumar, Alena Butryna, Matthew Lamm, Viktoriya Kuzmina, Joe Fenton, Aaron Cohen, Rachel Bernstein, Ray Kurzweil, Blaise Agüera-Arcas, Claire Cui, Marian Croak, Ed Chi, and Quoc Le. 2022. [Lamda: Language models for dialog applications](#).

Chaojun Wang and Rico Sennrich. 2020. [On exposure bias, hallucination and domain shift in neural machine translation](#). In *Proceedings of the 58th Annual Meeting of the Association for Computational Linguistics*, pages 3544–3552, Online. Association for Computational Linguistics.

Sam Wiseman, Stuart Shieber, and Alexander Rush. 2017. [Challenges in data-to-document generation](#). In *Proceedings of the 2017 Conference on Empirical Methods in Natural Language Processing*, pages 2253–2263, Copenhagen, Denmark. Association for Computational Linguistics.

Thomas Wolf, Lysandre Debut, Victor Sanh, Julien Chaumond, Clement Delangue, Anthony Moi, Pierric Cistac, Tim Rault, Remi Louf, Morgan Funtowicz, Joe Davison, Sam Shleifer, Patrick von Platen, Clara Ma, Yacine Jernite, Julien Plu, Canwen Xu, Teven Le Scao, Sylvain Gugger, Mariama Drame, Quentin Lhoest, and Alexander Rush. 2020. [Transformers: State-of-the-art natural language processing](#). In *Proceedings of the 2020 Conference on Empirical Methods in Natural Language Processing: System Demonstrations*, pages 38–45, Online. Association for Computational Linguistics.

Tianyi Zhang\*, Varsha Kishore\*, Felix Wu\*, Kilian Q. Weinberger, and Yoav Artzi. 2020. [BERTScore: evaluating text generation with BERT](#). In *International Conference on Learning Representations*.