

Stabilizer Approximation III: Maximum Cut

Chuixiong Wu, Jianan Wang, and Fen Zuo*

Shanghai MiQro Era Digital Technology Ltd, Shanghai, China

Abstract

We apply the stabilizer formalism to the Maximum Cut problem, and obtain a new greedy construction heuristic. It turns out to be an elegant synthesis of the edge-contraction and differencing edge-contraction approaches. Utilizing the relation between the Maximum Cut problem and the Ising model, the approximation ratio of the heuristic is easily found to be at least $1/2$. Moreover, numerical results show that the heuristic has very nice performance for graphs with about 100 vertices.

arXiv:2303.17215v3 [quant-ph] 29 May 2023

* Email: zuofen@miqroera.com

Contents

I. Introduction	2
II. Stabilizer Heuristic	3
A. Max-Cut	3
B. Edge Contraction	4
C. Differencing Edge Contraction	5
D. Stabilizer	5
1. Example	7
III. Numerical Results	8
A. Comparison with SG3	8
B. Comparison with GW	10
C. Further test	10
IV. Discussion	12
References	13

I. INTRODUCTION

The Maximum Cut problem for weighted undirected graphs, Max-Cut, is NP-hard. On the contrary, the Minimum Cut problem, Min-Cut, can be solved in polynomial time when the weights are non-negative. Typical algorithms for solving Min-Cut utilize the vertex-identifying and edge-contraction operations [1]. So one may wonder, can we use these operations to construct approximate algorithms for Max-Cut?

In 2007 a greedy heuristic for Max-Cut was conceived using Edge Contraction (EC) [2]. The approximation ratio was prove to be at least $1/3$. However, numerical results show that the heuristic performs worse than the very first Sahni-Gonzalez (SG) algorithm [3] and its improved versions [2].

A variation of the EC heuristic, Differencing Edge-Contraction (DEC), was proposed recently in [4]. The relation between EC and DEC is clear: while EC is a “worst-out” approach, DEC is a “best-in” one. Moreover, even if the original weights are non-negative, negative weights

could appear during DEC. This makes it difficult to derive a theoretical approximation ratio for the algorithm. However, numerical analysis shows that its performance could even compete with perhaps the best version of the Sahni-Gonzalez algorithm, SG3 [2].

Could we make a synthesis of these two heuristics and obtain a “best-in-worst-out” approach? Yes! In the following sections we present the details of such an approach. But before that, we would like to briefly explain how the idea comes out. It has long been known that Max-Cut is closely related to the classical Ising model in statistical physics. In Ising model one tries to obtain the spin state with the lowest energy, the ground state. The spin states could be specified by the spins at the vertices, or by their relations on the edges. Roughly speaking, independent operators generating these relations are defined as “stabilizer generators”, or simply “stabilizers”. For an introduction to the stabilizer formalism, see ref. [5], Chapter 10 of [6] and references therein. Our heuristic thus proceeds by searching these stabilizers greedily to minimize the total energy of the Ising model. After translating the whole process back into Max-Cut, we forget all these physical interpretations and get a pure graphical algorithm, which we still call “Stabilizer”.

II. STABILIZER HEURISTIC

A. Max-Cut

Given a weighted undirected graph $G = (V, E, w)$ with $V = \{1, 2, \dots, n\}$ and weights $w : E \rightarrow \mathbb{R}$, an assignment $z : V \rightarrow \{-1, +1\}$ defines a cut of G

$$c(z) := \{(i, j) \in E \mid z_i z_j = -1, i, j = 1, 2, \dots, n\}, \quad (1)$$

and the corresponding cut weight

$$w_c(z) := \sum_{(i,j) \in c(z)} w_{i,j} = \frac{1}{2} \sum_{1 \leq i < j \leq n} w_{ij} (1 - z_i z_j). \quad (2)$$

The Max-Cut problem aims to find the cut with the maximum weight. Actually the above expression for the cut weight reveals the relation between Max-Cut and the Ising model [7].

Define

$$U := \{i \mid z_i = +1, i = 1, 2, \dots, n\}, \quad D := \{i \mid z_i = -1, i = 1, 2, \dots, n\}, \quad (3)$$

then a cut of G can also be expressed as

$$c(U, D) := E(U, D) := \{(i, j) \in E \mid i \in U, j \in D\}, \quad (4)$$

with the weight

$$w_c(U, D) := \sum_{i \in U, j \in D} w_{ij}. \quad (5)$$

One may conceive approximate algorithms by constructing U and D iteratively, such as the Sahni-Gonzalez algorithm [3] and its improved versions [2]. The original SG algorithm operates in a pre-chosen order, and at each step makes the assignment according to the rule [3]:

$$\text{if } w(i, U) < w(i, D), \text{ then } U \leftarrow U \cup \{i\}, \text{ else } D \leftarrow D \cup \{i\}. \quad (6)$$

Here $w(i, U)$ and $w(i, D)$ are defined for $i \in V \setminus (U \cup D)$ as:

$$w(i, U) := \sum_{j \in U} w_{ij}, \quad w(i, D) := \sum_{j \in D} w_{ij}. \quad (7)$$

The improved versions [2] differ from the original SG by the construction order. In SG3 one first chooses the vertex

$$i^* = \arg \max_{i \in V \setminus (U \cup D)} |w(i, U) - w(i, D)| \quad (8)$$

at each step. Then one makes the update of U and D according to (6) as in SG. Both SG and SG3 have the approximation ratio $1/2$, but SG3 outperforms SG a lot numerically [2].

B. Edge Contraction

The EC heuristic [2] bears remarkable similarity to the vertex-identifying and random contraction algorithms for Min-Cut [1]. At each step, EC chooses the edge, say (i, j) , with the minimum weight, and contracts it. Then vertices i and j are replaced by a new vertex ij . Multiple edges appear after this operation. For a vertex k distinct from i and j , the resulting multiple edge between k and ij is replaced by a new edge, with the updated weight

$$w_{ij,k} = w_{i,k} + w_{j,k}. \quad (9)$$

The algorithm terminates when there is only one edge left, say (u, d) . Then all the vertices contracted to give u forms U , and those contracted to give d forms D . The cut weight is simply $w(u, d)$.

The approximation ratio of EC, taking the total weight as reference, is proved to be at least $1/3$. Numerical analysis verifies that it is strictly smaller than $1/2$. For concrete instances, the heuristic could occasionally outperform SG, but on average it performs worse than SG, and much worse than SG3.

C. Differencing Edge Contraction

Obviously EC belongs to the “worst-out” approaches for Max-Cut. The corresponding “best-in” approach gives the DEC algorithm [4]. Therefore, at each step DEC chooses the edge with the maximum positive weight, and contracts it in a differencing way. Contrary to EC, DEC needs to be done with a direction for the edge. For example, if we merge j to i , the new vertex will be labeled by the expression $i - j$, and the weight of the resulting multiple edge is updated as

$$w_{i-j,k} = w_{i,k} - w_{j,k}. \quad (10)$$

So the resulting weights depend on the contraction directions. It turns out that if one chooses the direction to maximize the total weight, the performance of the algorithm would be better. The algorithm terminates when there is no positive-weight edge remaining. Then U are formed by those vertices with even numbers of minus signs in the contraction labels, and D by those with odd numbers of minus signs.

It seems DEC does not guarantee a lower bound for the approximation ratio. Numerically, it performs strictly better than SG3 for certain instances, but worse for some others [4].

D. Stabilizer

The stabilizer heuristic could be viewed as a synthesis of EC and DEC, even though it does not come out in this way. So it is a “best-in-worst-out” approach. The idea is very simple: at each step one chooses the edge in such a way that the absolute value of its weight is maximized. Then, if the weight is negative, we perform EC; if it is positive, we perform DEC. When doing DEC, the direction will be arbitrarily chosen. The details of the algorithm are summarized in the following pseudo-code.

Algorithm 1 The Stabilizer Heuristic

Input: A complete weighted graph $G = (V, E, w)$ with $V = \{1, 2, \dots, n\}$ and $w : E \rightarrow \mathbb{R}$

Output: A cut $V = U \uplus D$ and the cut weight w_c

$V' \leftarrow V, E' \leftarrow E, S \leftarrow \emptyset$

$w_c \leftarrow \frac{1}{2} \sum_{1 \leq i < j \leq n} w_{ij}$

while $E' \neq \emptyset$ and $\max_{e \in E'} |w(e)| \neq 0$ **do**

$(i, j) \leftarrow \arg \max_{e \in E'} |w(e)|$

$w_c \leftarrow w_c + \frac{1}{2} |w_{ij}|, z_{ij} \leftarrow -\frac{w_{ij}}{|w_{ij}|}$

$S \leftarrow S \cup \{(i, j)\}, E' \leftarrow E' \setminus \{(i, j)\}, V' \leftarrow V' \setminus \{i\}$

for $k \in V' \setminus \{j\}$ **do**

$w_{jk} \leftarrow w_{jk} + z_{ij} w_{ik}$

$E' \leftarrow E' \setminus \{(i, k)\}$

end for

end while

$U \leftarrow \emptyset, D \leftarrow \emptyset$

while $V \setminus (U \cup D) \neq \emptyset$ **do**

 select $i \in V \setminus (U \cup D), z_i \leftarrow +1, U \leftarrow U \cup \{i\}$

$R \leftarrow \{i\}, Q \leftarrow \{i\}$

while $Q \neq \emptyset$ **do**

 select $v \in Q, \Gamma_v \leftarrow \{u \mid u \in V \setminus R, (u, v) \in S\}$

if $\Gamma_v \neq \emptyset$ **then**

 select $u \in \Gamma_v, R \leftarrow R \cup \{u\}, Q \leftarrow Q \cup \{u\}$

$z_u = z_{uv} * z_v$

if $z_u = +1$ **then**

$U \leftarrow U \cup \{u\}$

else

$D \leftarrow D \cup \{u\}$

end if

else

$Q \leftarrow Q \setminus \{v\}$

end if

end while

end while

The initial value of the cut weight originates from the relation between Max-Cut and the Ising model [7], or simply eq. (2). Actually we could obtain a compact expression for the cut weight from the procedure:

$$w_c = \frac{1}{2} \sum_{1 \leq i < j \leq n} w_{ij} + \frac{1}{2} \sum_{(i,j) \in S} |\tilde{w}_{ij}|. \quad (11)$$

Here the first term denotes half of the total weight, and \tilde{w}_{ij} indicates the weight of the edge when it is selected. Of course \tilde{w}_{ij} may have been updated and thus differs from the original weight w_{ij} . From the above expression it is not difficult to see that the approximation ratio of the algorithm would be strictly larger than $1/2$. It is also not quite difficult to figure out that the choice of the DEC direction does not matter here. Thus we settle the direction problem raised in [4]. The time complexity of the algorithm is the same as EC and DEC. Therefore, in a naive implementation, the complexity is $O(n^3)$. This can be reduced to $O(n^2 \log n)$ if we use a sorted data structure. In a more sophisticated implementation this could even be reduced to $O(n^2)$.

1. Example

We take the example in [4] to illustrate the procedure. We intentionally choose different contraction directions from those in DEC, to show that the results do not depend on the choices. Notice that different choices may result in different operation steps.

The whole procedure is listed step by step in Figure. 9:

Step 1: input the original graph. Calculate the initial cut weight $w_c = \frac{1}{2} \sum_{1 \leq i < j \leq n} w_{ij} = 16$.

Step 2: pick out edge $(2, 4)$ as the absolute value of its weight is largest. Set $z_{24} = -\frac{w_{24}}{|w_{24}|} = -1$, update the cut weight $w_c = 16 + |w_{24}|/2 = 21$.

Step 3: select vertex 4 incident to $(2, 4)$. For all the other edges incident to vertex 4, transfer them to vertex 2 along $(2, 4)$, merge them with the original edges, and update the weights as: $w_{2k} \leftarrow w_{2k} + z_{24}w_{4k}$, $k = 1, 3, 5$. Since $(2, 5)$ does not exist in the original graph, set its initial weight to $w_{25} = 0$.

Step 4: pick out $(1, 5)$. Set $z_{15} = -1$, update the cut weight $w_c = +21 + |w_{15}|/2 = 24.5$.

Step 5: select vertex 1. Transfer $(1, 2)$ to $(2, 5)$, and update the weight as $w_{25} \leftarrow w_{25} - w_{12}$.

Step 6: pick out $(2, 5)$, set $z_{25} = +1$. Update the cut weight $w_c = +24.5 + |w_{25}|/2 = 28$.

Step 7: select vertex 2. Transfer $(2, 3)$ to $(3, 5)$, and update the weight as $w_{35} \leftarrow w_{35} + w_{23}$. The initial weight of $(3, 5)$ is again set to $w_{35} = 0$, since $(3, 5)$ does not exist in the original graph.

Step 8: pick out $(3, 5)$, set $z_{35} = +1$. Update the cut weight $w_c = 28 + |w_{35}|/2 = 30$.

The resulting graph is a tree. The edge with a plus sign indicates the two vertices incident to it should be put into the same set, and the one with a minus sign indicates the vertices should be put into different sets. So we have $U = \{2, 3, 5\}$, and $D = \{1, 4\}$. The cut weight is already calculated as $w_c = 30$.

III. NUMERICAL RESULTS

Now we apply the stabilizer heuristic to some concrete instances to test its performance. The heuristic was implemented in the Python programming language (v3.7.0), and tested on a PC equipped with a 3.3GHz AMD Zen 3 Ryzen 9 processor (only use 1 core) and 2GB of RAM operating under the Microsoft Windows 11 environment. We list the computation time for some instances to show how they vary with the graph sizes.

A. Comparison with SG3

Since EC performs worse than SG3 and DEC has roughly similar performance as SG3, it will be interesting to see if the stabilizer heuristic, as a synthesis of the two, outperforms SG3. As in [2], we take some Traveling Salesman Problem (TSP) instances from the TSPLIB [8] to make the comparison.

Instance	Size	Total weight	Stabilizer cut weight	Stabilizer cut ratio	SG3 cut ratio	Stabilizer time (ms)
gr17	17	37346	24986	0.669	0.669	0.5
bayg29	29	66313	42693	0.644	0.564	1.2
hk48	48	1153784	771712	0.669	0.669	3.7
berlin52	52	762783	470726	0.617	0.617	4.3
brazil58	58	3523646	2208793	0.627	0.564	5.2

Table I: Summary of results of the Stabilizer and SG3 algorithms on TSPLIB instances.

In Table I we list the results calculated with the stabilizer heuristic and the SG3 algorithm. We do not include the other 4 TSP instances presented in [2] because the corresponding graphs have been updated. And for “berlin52” we round off all the weights to integers, so that the total weight

Figure 1: Step 1

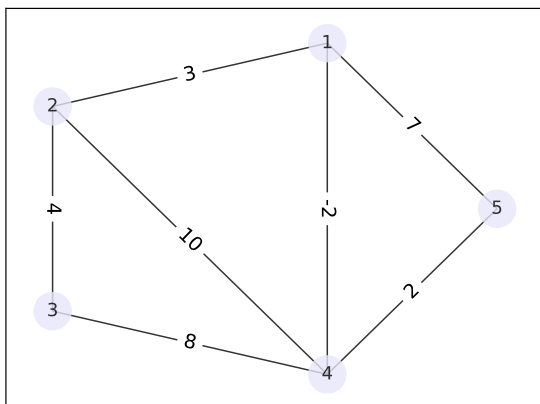


Figure 2: Step 2

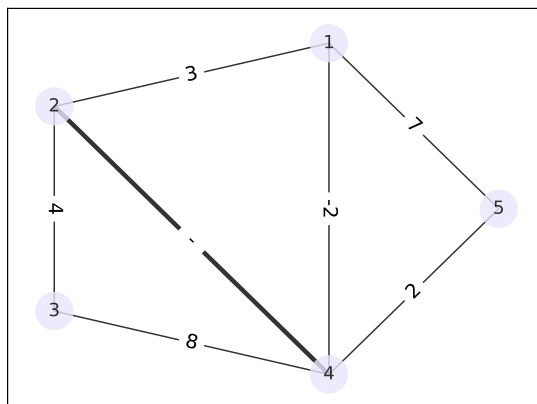


Figure 3: Step 3

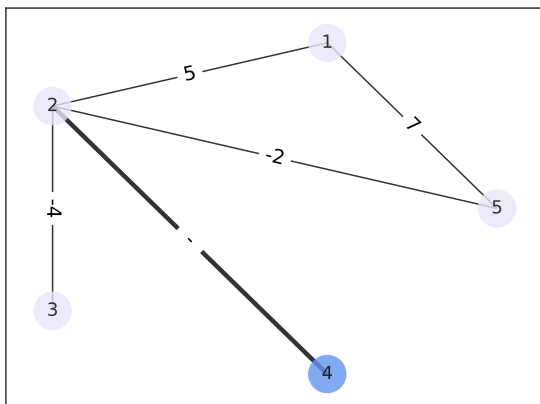


Figure 4: Step 4

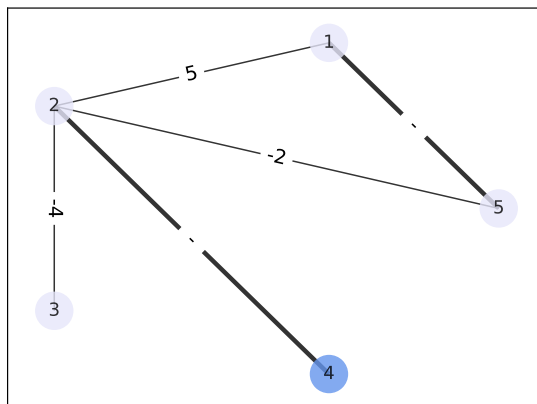


Figure 5: Step 5

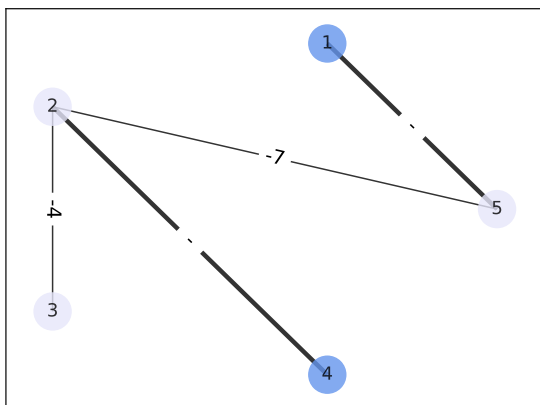


Figure 6: Step 6

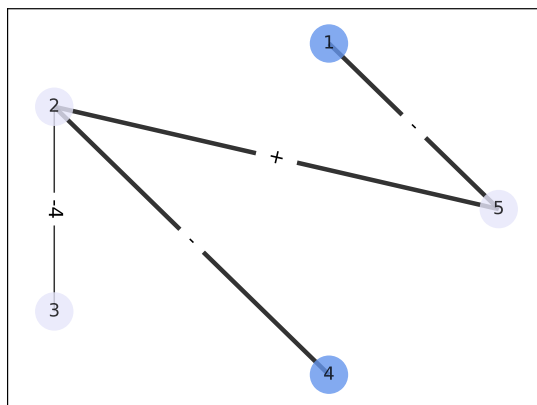


Figure 7: Step 7

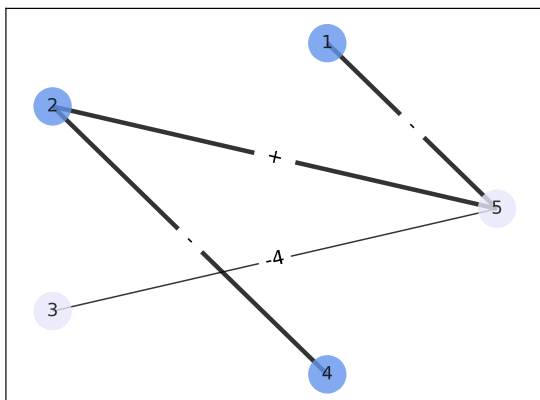
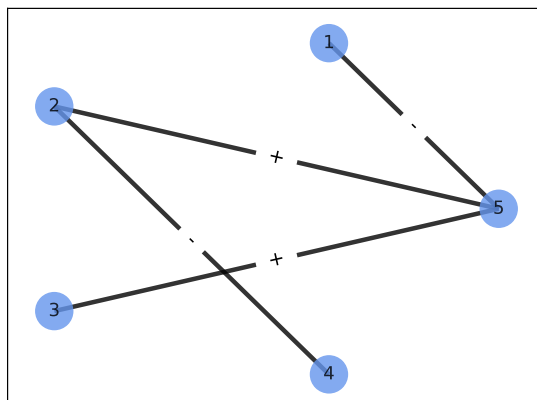


Figure 8: Step 8



agrees with that in [2]. All the cut ratios are defined using the total weight as reference. Out of the 5 instances included in Table I, the stabilizer heuristic gives the same results as SG3 for 3 of them, and much better results for the remaining 2, namely “bayg29” and “brazil58”.

B. Comparison with GW

We make further comparison with the results from the Goemans-Williamson (GW) algorithm [9] based on semi-definite programming (SDP). We take the same TSPLIB instances as in [9] except “gr96”, which has been updated. The results from both algorithms are summarized in Table II.

Instance	Size	Optimal cut weight	GW cut weight	Stabilizer cut weight	Stabilizer time (ms)
dantzig42	42	42638	42638	42638	2.8
gr48	48	320277	320277	320277	3.5
hk48	48	771712	771712	771712	3.7
kroA100	100	5897392	5897392	5897392	17.8
kroB100	100	5763047	5763047	5763047	17.0
kroC100	100	5890760	5890760	5890760	17.5
kroD100	100	5463250	5463250	5463250	17.6
kroE100	100	5986591	5986591	5986591	17.2
gr120	120	2156667	2156667	2156667	25.0

Table II: Summary of results of Stabilizer and GW algorithms on TSPLIB instances.

Quite unexpectedly, the stabilizer heuristic gives the optimal cut for all the instances, the same as the GW algorithm. This is a remarkable achievement, considering the performance of various other heuristics on these instances [10].

C. Further test

It is not difficult to devise graphs that get all the EC, DEC and Stabilizer heuristics into trouble. This is a typical example:

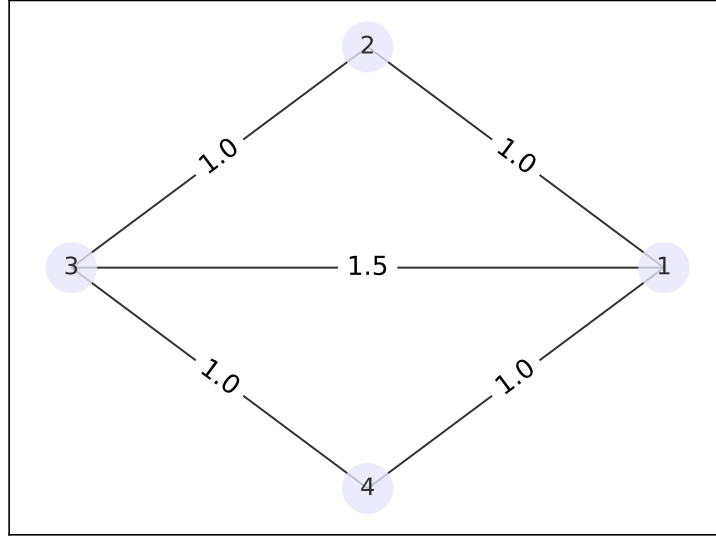


Figure 10: A special instance for which EC, DEC and Stabilizer heuristics all fail to give the optimal cut.

The optimal cut value is 4, while all three heuristics give 3.5. Actually, the approximation ratio can approach $3/4$ from above if the weight of the central edge approaches 1 from above. So even if we could derive a better theoretical approximation ratio for the stabilizer heuristic, it would be at most $3/4$, much lower than the ratio .878 of the GW algorithm.

To see the performance of the stabilizer heuristic beyond TSPLIB instances, we test it on the Balasundaram-Butenko instances constructed in [11]. The results are summarized in Table III.

Instance	Size	Optimal Value	Stabilizer Value
G5-1	5	126	126
G5-2	5	40	40
G8-1	8	1987	1987
G8-2	8	1688	1688
G10-1	10	1585	1585
G10-2	10	1377	1351
G15-1	15	399	390
G15-2	15	594	594
G20-1	20	273	261
G20-2	20	285	282

Table III: Summary of results of Stabilizer Heuristic on Balasundaram-Butenko instances [11].

Out of the 10 instances, the stabilizer heuristic only gives the optimal cut for 6 instances. The maximum deviation occurs for “G20-1”, and the deviation is about 4.4%. This is not too bad, compared to the results from the other approaches [10]. One could improve these results by introducing some randomness into the algorithm. We leave this for future study.

IV. DISCUSSION

The stabilizer formalism is utilized to find approximate solutions of the Max-Cut problem. Quite unexpectedly, this leads to an elegant construction heuristic, which perfectly integrates the EC and DEC approaches together. The relation between Max-Cut and the Ising model naturally leads to an approximation ratio of at least $1/2$. For diverse instances, the new heuristic outperforms the improved versions of the SG algorithm, and can even compete with the renowned GW algorithm based on SDP. Its elegance and remarkable performance indicates that it would be “fast, simple and effective in practice” [2].

Why would the stabilizer formalism, a formalism developed for quantum computation specifically, finds use in such a classical problem as Max-Cut? The answer is very simple: the classical world is just a special limit of the quantum world. In principle, all classical problems could be lifted to a proper quantized version. A typical example is the quantum lifting of the Max-kSAT

problem to the k-LOCAL HAMILTONIAN problem [12]. Quantum thinking for the lifted problem could provide new ideas and approaches for the original problem. The stabilizer heuristic presented here is just a manifestation of such a logic.

Of course the influence should be bidirectional. Many results and proofs in [12] are obtained following the classical line, especially the Cook-Levin theorem [13, 14]. Thus one may wonder, could we develop a kind of quantum GW algorithm for Max-Cut or its quantum version?

-
- [1] William J. Cook, William H. Cunningham, William R. Pulleyblank, Alexander Schrijver, 1998, *Combinatorial Optimization*. John Wiley & Sons, Inc.
 - [2] Sera Kahruman, Elif Kolotoglu, Sergiy Butenko, Illya V. Hicks, 2007, On greedy construction heuristics for the MAX-CUT problem, *Int. J. Comput. Sci. Eng.* 3 (3) 211-218.
 - [3] S. Sahni, T. Gonzales, 1976, P-complete approximation problems, *Journal of the ACM*, 23 (3) 555-565.
 - [4] Refael Hassin, Nikita Leshenko, 2021, Greedy Differencing Edge-Contraction heuristic for the Max-Cut problem, *Operations Research Letters* 49 (2021) 320-325.
 - [5] Daniel Gottesman, 1998, The Heisenberg Representation of Quantum Computers, [<https://arxiv.org/abs/quant-ph/9807006>].
 - [6] Michael A. Nielsen, Isaac L. Chuang, 2010, *Quantum Computation and Quantum Information, 10th Anniversary Edition*, Cambridge University Press.
 - [7] F. Barahona, M. Grötschel, M. Jünger, and G. Reinelt, 1988, An application of combinatorial optimization to statistical physics and circuit layout design, *Oper. Res.* 36, 493-513.
 - [8] G. Reinelt, 1991, TSPLIB - a traveling salesman problem library, *ORSA Journal on Computing*, 3:376-384, [<http://comopt.ifi.uni-heidelberg.de/software/TSPLIB95/>].
 - [9] M. Goemans and D.P. Williamson, 1995, Improved approximation algorithms for MAX-CUT and satisfiability problems using semidefinite programming, *Journal of the ACM*, 42:1115-1145, 1995.
 - [10] Clayton W. Commander, 2008, Maximum Cut Problem, MAX-CUT. In: *Encyclopedia of Optimization*, C. Floudas, P. Pardalos (eds), Springer, Boston, MA.
 - [11] B. Balasundaram and S. Butenko, 2005, Constructing test functions for global optimization using continuous formulations of graph problems, *Journal of Optimization Methods and Software*, 20(4-5):439-452, 2005.

- [12] A. Yu Kitaev, A. Shen, M. N. Vyalyi, 2002, *Classical and Quantum Computation*, American Mathematical Society.
- [13] S. A. Cook, 1971, The complexity of theorem-proving procedures, In *Proc. 3rd Ann. ACM Symp. on Theory of Computing*, pages 151-158, Association for Computing Machinery, New York, 1971.
- [14] L. Levin, 1973, Universal sorting problems, *Probl. Peredaci Inf.*, 9:115-116, 1973. Original in Russian. English translation in *Probl. Inf. Transm.* USSR 9:265-266 (1973).